MAINE STATE LEGISLATURE

The following document is provided by the

LAW AND LEGISLATIVE DIGITAL LIBRARY

at the Maine State Law and Legislative Reference Library

http://legislature.maine.gov/lawlib

Reproduced from electronic originals

(may include minor formatting differences from printed original)

Collisions Between Wildlife Species And Motor Vehicles In Maine 2006 - 2010

Prepared by:
Maine Department of Transportation
Bureau of Maintenance and Operations
Traffic Engineering Division
Crash Records Section
16 State House Station
Augusta, Maine 04333-0016

State of Maine
Highway Animal Crashes
2006 - 2010

I. PREFACE ii

II. ANIMAL CRASH TABLES AND CHARTS 2006-2010

Crashes Summarized by:

Animal Type 1

County 2

Severity 3

Totals & Percents of Each Type 4

Estimated Economic Loss 5

Animal Type Injury/Fatal Comparison 6

Age Group of Driver 7

Vehicle Type 8-9

Day of Week 10

Month 11

Time of Day 12-13

Light Conditions 14

Weather Conditions 15

II. MOOSE CRASHES AND DEER CRASHES

Example of Maine Moose/Deer Crash Map 2005-2007 16-17

(Actual full color Moose/Deer map can be ordered from MDOT @ 207-624-3100)

Moose Crashes Summarized by:

County 18-19

Deer Crashes Summarized by:

County 20-21

IV. BEAR AND ALL OTHER ANIMAL CRASHES

Bear Crashes Summarized by:

County 22-23

All Other Animal Crashes Summarized by:

County 24-25

V. APPENDIX

Heavy Truck Codes, Axle Configurations and Descriptions 26

STATEWIDE ANIMAL CRASHES
2006 - 2010

Preface

This publication is a statistical review of reported motor vehicle crashes that involved animals in Maine during the five-year study period 2006 - 2010. The statistics are compiled from crash reports submitted to the Department of Transportation by the Traffic Division, Department of Public Safety. The Traffic Division receives all police uniform crash reports Form 13:20 A, from state, county and local police agencies.

The enclosed charts, graphs, listings and summaries were produced using the Department of Transportation's Computerized Crash Records System. Except for adjustments to locations and crash-type information for accuracy, no attempt has been made to modify the raw data received from the reporting agencies. However, because crash scenes are often dangerous and chaotic, some inaccuracies in data collection are possible.

A comparison of this report with other summaries of crashes and fatalities may also reveal inconsistencies due to changes in crash classification, late submittals, and differing reporting criteria.

The Department of Transportation and the Department of Public Safety wish to express our sincere thank you to all law enforcement agencies and officers for the work they do on crash investigations. Without their dedication, this report would not be possible.

We welcome your comments and suggestions on this report at:

Maine Department of Transportation
Bureau of Maintenance and Operations
Traffic Engineering Division
Crash Records Section
16 State House Station
Augusta, ME 04333-0016

Tel: 207-624-3618
Fax: 207-624-3101

Maine Highway Animal Crashes
By Type
2006 - 2010

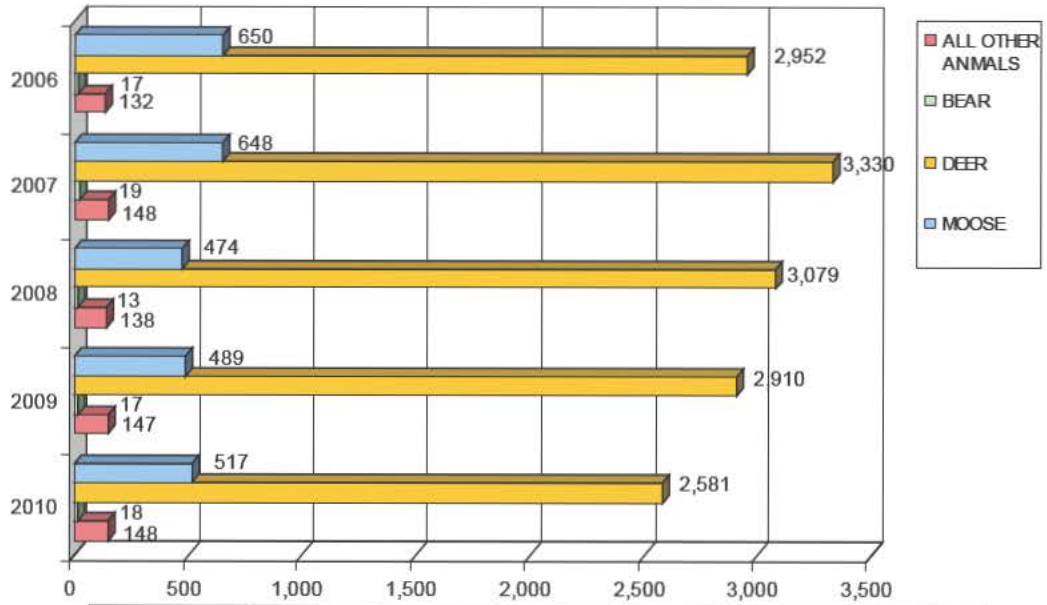

ANIMAL TYPE	2006	2007	2008	2009	2010	FIVE YEAR TOTAL
MOOSE	650	648	474	489	517	**2,778**
DEER	2,952	3,330	3,079	2,910	2,581	**14,852**
BEAR	17	19	13	17	18	**84**
ALL OTHER ANIMALS	132	148	138	147	148	**713**
TOTAL	**3,751**	**4,145**	**3,704**	**3,563**	**3,264**	**18,427**

Photo courtesy of PD Photo.org

Photo taken by Tom Hayden

Photo courtesy of US Federal Government

Maine Highway Animal Crashes
By County
2006 - 2010

MOOSE	2006	2007	2008	2009	2010	FIVE YEAR TOTAL
ANDROSCOGGIN	11	12	4	9	7	**43**
AROOSTOOK	239	248	172	200	160	**1,019**
CUMBERLAND	19	20	16	10	30	**95**
FRANKLIN	57	74	42	57	56	**286**
HANCOCK	17	9	9	7	11	**53**
KENNEBEC	18	21	23	10	14	**86**
KNOX	4	2	3	2	1	**12**
LINCOLN	2	4	6	2	2	**16**
OXFORD	57	35	38	38	46	**214**
PENOBSCOT	80	96	73	60	61	**370**
PISCATAQUIS	30	15	18	21	29	**113**
SAGADAHOC	0	0	2	1	4	**7**
SOMERSET	51	50	31	33	35	**200**
WALDO	5	10	6	1	7	**29**
WASHINGTON	29	31	11	22	26	**119**
YORK	31	21	20	16	28	**116**
TOTAL	**650**	**648**	**474**	**489**	**517**	**2,778**

DEER	2006	2007	2008	2009	2010	FIVE YEAR TOTAL
ANDROSCOGGIN	187	198	158	159	167	**869**
AROOSTOOK	130	165	172	120	137	**724**
CUMBERLAND	456	471	412	378	375	**2,092**
FRANKLIN	81	99	104	90	82	**456**
HANCOCK	190	266	236	278	212	**1,182**
KENNEBEC	333	395	277	330	318	**1,653**
KNOX	97	94	77	97	54	**419**
LINCOLN	69	55	66	63	45	**298**
OXFORD	131	174	131	125	125	**686**
PENOBSCOT	412	442	420	389	340	**2,003**
PISCATAQUIS	70	84	92	77	50	**373**
SAGADAHOC	79	83	72	63	62	**359**
SOMERSET	204	231	261	174	162	**1,032**
WALDO	128	178	187	173	113	**779**
WASHINGTON	105	125	136	131	105	**602**
YORK	280	270	278	263	234	**1,325**
TOTAL	**2,952**	**3,330**	**3,079**	**2,910**	**2,581**	**14,852**

BEAR	2006	2007	2008	2009	2010	FIVE YEAR TOTAL
ANDROSCOGGIN	0	2	0	0	0	**2**
AROOSTOOK	7	4	4	7	7	**29**
CUMBERLAND	0	1	0	1	0	**2**
FRANKLIN	0	0	1	2	2	**5**
HANCOCK	1	3	2	0	1	**7**
KENNEBEC	0	1	1	0	0	**2**
KNOX	0	0	0	0	0	**0**
LINCOLN	0	0	0	0	0	**0**
OXFORD	1	1	0	0	1	**3**
PENOBSCOT	4	5	4	7	3	**23**
PISCATAQUIS	1	0	0	0	0	**1**
SAGADAHOC	0	0	0	0	0	**0**
SOMERSET	0	0	0	0	1	**1**
WALDO	0	0	0	0	0	**0**
WASHINGTON	3	2	1	0	2	**8**
YORK	0	0	0	0	1	**1**
TOTAL	**17**	**19**	**13**	**17**	**18**	**84**

ALL OTHER ANIMALS	2006	2007	2008	2009	2010	FIVE YEAR TOTAL
ANDROSCOGGIN	10	9	9	11	14	**53**
AROOSTOOK	10	7	5	8	16	**46**
CUMBERLAND	15	25	20	13	14	**87**
FRANKLIN	3	6	2	2	3	**16**
HANCOCK	6	12	4	3	5	**30**
KENNEBEC	10	16	24	23	21	**94**
KNOX	4	3	3	2	4	**16**
LINCOLN	5	3	6	4	2	**20**
OXFORD	15	12	8	8	4	**47**
PENOBSCOT	19	15	14	31	23	**102**
PISCATAQUIS	3	0	1	3	2	**9**
SAGADAHOC	5	6	7	3	5	**26**
SOMERSET	6	11	9	10	8	**44**
WALDO	6	5	11	7	3	**32**
WASHINGTON	2	6	1	3	4	**16**
YORK	13	12	14	16	20	**75**
TOTAL	**132**	**148**	**138**	**147**	**148**	**713**

Maine Highway Animal Crashes
By Severity
2006 - 2010

MOOSE YEAR	FATAL CRASH (K)	INCAPACITATING INJURY (A)	NON INCAPACITATING INJURY (B)	POSSIBLE INJURY (C)	PROPERTY DAMAGE ONLY (PDO)	TOTALS
2006	2	7	77	48	516	**650**
2007	4	16	71	51	506	**648**
2008	0	8	44	44	378	**474**
2009	1	5	43	45	395	**489**
2010	3	8	46	44	416	**517**
TOTAL	**10**	**44**	**281**	**232**	**2,211**	**2,778**
PERCENT	0.36%	**PERCENT INJURY CRASHES**	=	20.05%	79.59%	**100.00%**

DEER YEAR	FATAL CRASH (K)	INCAPACITATING INJURY (A)	NON INCAPACITATING INJURY (B)	POSSIBLE INJURY (C)	PROPERTY DAMAGE ONLY (PDO)	TOTALS
2006	0	6	37	48	2,861	**2,952**
2007	0	6	40	56	3,228	**3,330**
2008	0	4	22	62	2,991	**3,079**
2009	0	5	37	48	2,820	**2,910**
2010	0	4	21	36	2,520	**2,581**
TOTAL	**0**	**25**	**157**	**250**	**14,420**	**14,852**
PERCENT	0.00%	**PERCENT INJURY CRASHES**	=	2.91%	97.09%	**100.00%**

(K) = Fatal injury. A fatal injury is any injury that results in death.
(A) = Incapacitating injury. An Incapacitating injury is any injury, other than a fatal injury, which prevents the injured person from walking, driving or normally continuing the activities the person was capable of performing before the injury occurred.
(B) = Nonincapacitating injury. A Nonincapacitating injury is any injury, other than fatal injury or an incapacitating injury, which is evident to observers at the scene of the accident in which the injury occurred.
(C) = Possible injury. A possible injury is any injury reported or claimed which is not a fatal injury, incapacitating injury or nonincapacitating injury.
(PDO) = Property Damage only. Damage is harm to property that reduces the monetary value of that property.

Five Year Totals

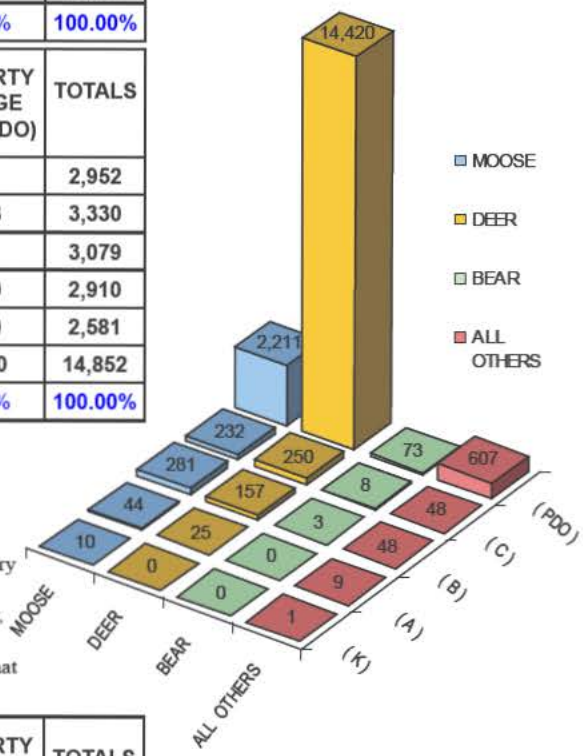

BEAR YEAR	FATAL CRASH (K)	INCAPACITATING INJURY (A)	NON INCAPACITATING INJURY (B)	POSSIBLE INJURY (C)	PROPERTY DAMAGE ONLY (PDO)	TOTALS
2006	0	0	0	2	15	**17**
2007	0	0	1	3	15	**19**
2008	0	0	0	0	13	**13**
2009	0	0	0	2	15	**17**
2010	0	0	2	1	15	**18**
TOTAL	**0**	**0**	**3**	**8**	**73**	**84**
PERCENT	0.00%	**PERCENT INJURY CRASHES**	=	13.10%	86.90%	**100.00%**

ALL OTHER ANIMALS YEAR	FATAL CRASH (K)	INCAPACITATING INJURY (A)	NON INCAPACITATING INJURY (B)	POSSIBLE INJURY (C)	PROPERTY DAMAGE ONLY (PDO)	TOTALS
2006	0	1	8	14	109	**132**
2007	0	1	11	17	119	**148**
2008	0	3	11	8	116	**138**
2009	0	2	13	3	129	**147**
2010	1	2	5	6	134	**148**
TOTAL	**1**	**9**	**48**	**48**	**607**	**713**
PERCENT	0.14%	**PERCENT INJURY CRASHES**	=	14.73%	85.13%	**100.00%**

18,427 Total Maine Highway Animal Crashes 2006 - 2010

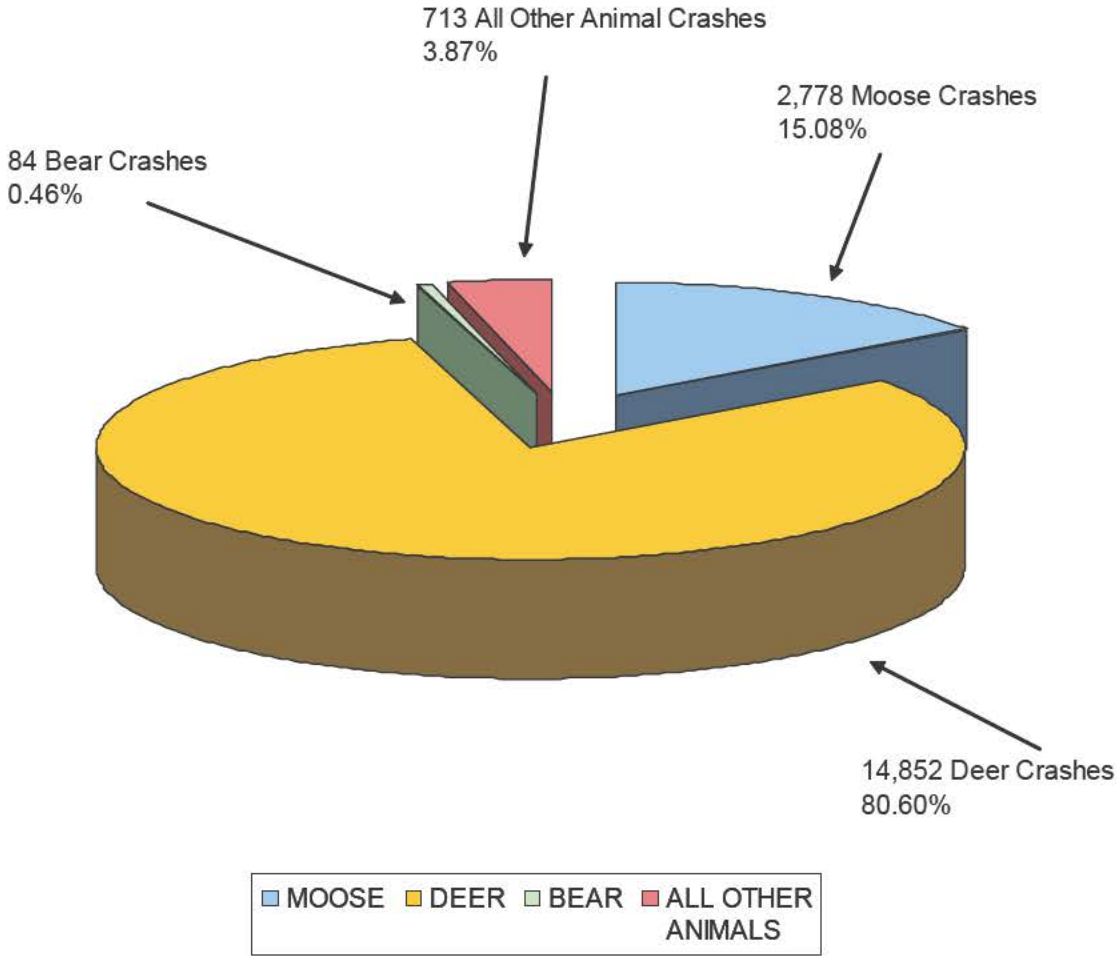

Maine Animal Crashes
Estimated Economic Loss
$152,631,200
2006 - 2010

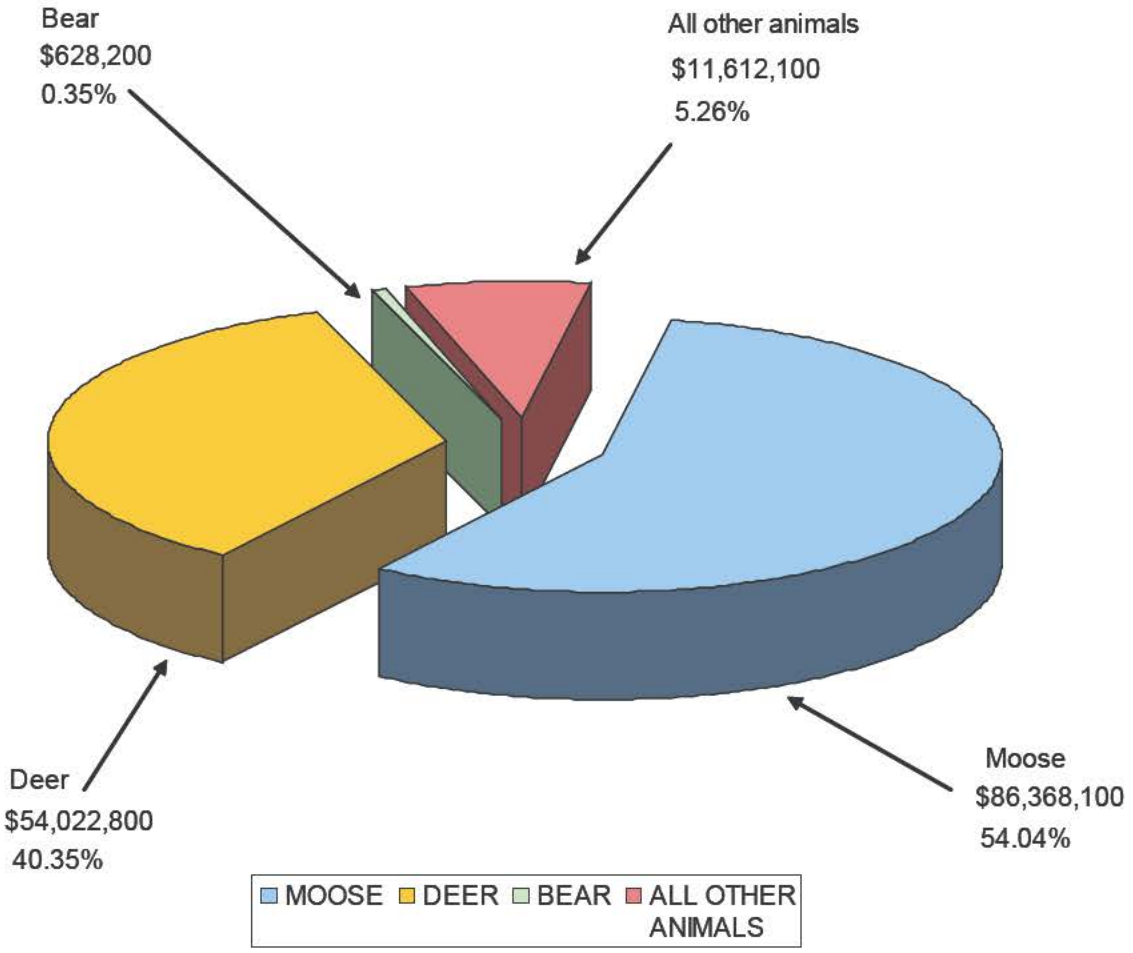

Average comprehensive costs are based on 2006 National Safety Council estimated figures.

Death (Per Person)	$4,000,000
Incapacitating injury (Per Person)	$201,100
Non-incapacitating (Per Person)	$50,400
Possible injury (Per Person)	$24,400
Property damage only (Per Accident)	$2,200

Maine Crashes Involving Animals - Injury/Fatal Comparison
2006 - 2010

YEAR	MOOSE	MOOSE FATAL CRASHES	MOOSE INJURY CRASHES	DEER	DEER FATAL CRASHES	DEER INJURY CRASHES	BEAR	BEAR FATAL CRASHES	BEAR INJURY CRASHES	ALL OTHER ANIMALS	ALL OTHER ANIMAL FATAL CRASHES	ALL OTHER ANIMAL INJURY CRASHES	TOTAL ANIMAL CRASHES	TOTAL FATAL ANIMAL CRASHES	TOTAL ANIMAL INJURY CRASHES
2006	650	2	132	2,952	0	91	17	0	2	132	0	23	**3,751**	**2**	**248**
2007	648	4	138	3,330	0	102	19	0	4	148	0	29	**4,145**	**4**	**273**
2008	474	0	96	3,079	0	88	13	0	0	138	0	22	**3,704**	**0**	**206**
2009	489	1	93	2,910	0	90	17	0	2	147	0	18	**3,563**	**1**	**203**
2010	517	3	98	2,581	0	61	18	0	3	148	1	13	**3,264**	**4**	**175**
TOTAL	**2,778**	**10**	**557**	**14,852**	**0**	**432**	**84**	**0**	**11**	**713**	**1**	**105**	**18,427**	**11**	**1,105**

MOOSE CRASHES

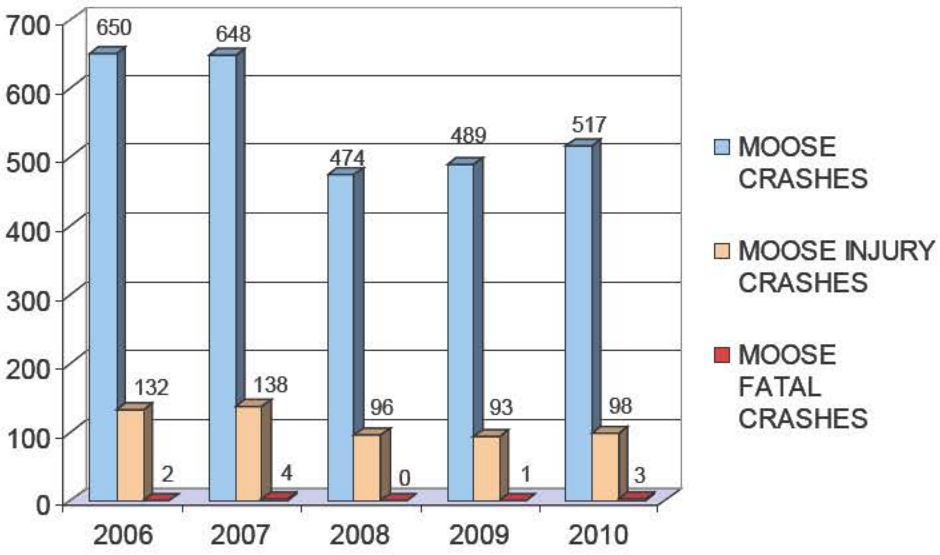

DEER CRASHES

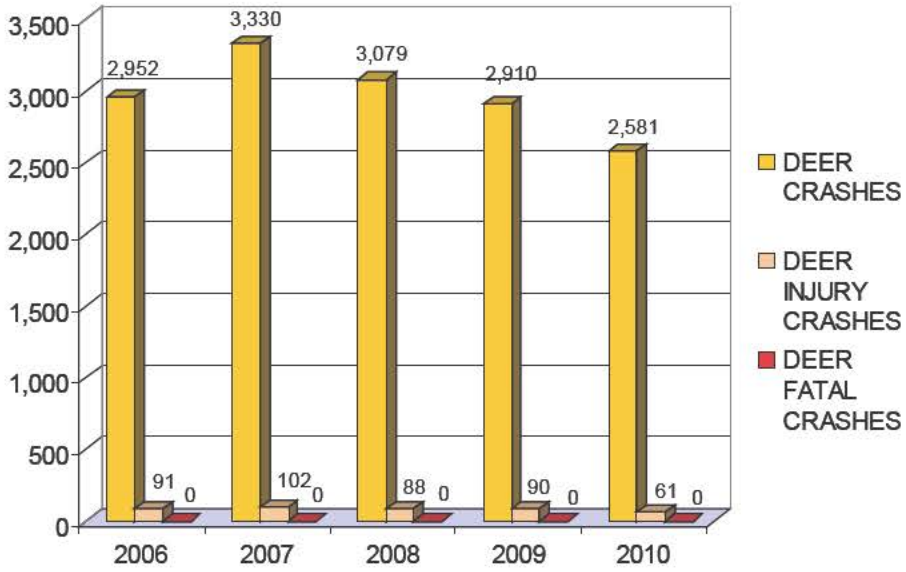

Maine Highway Animal Crashes
By Age of Driver
2006 - 2010

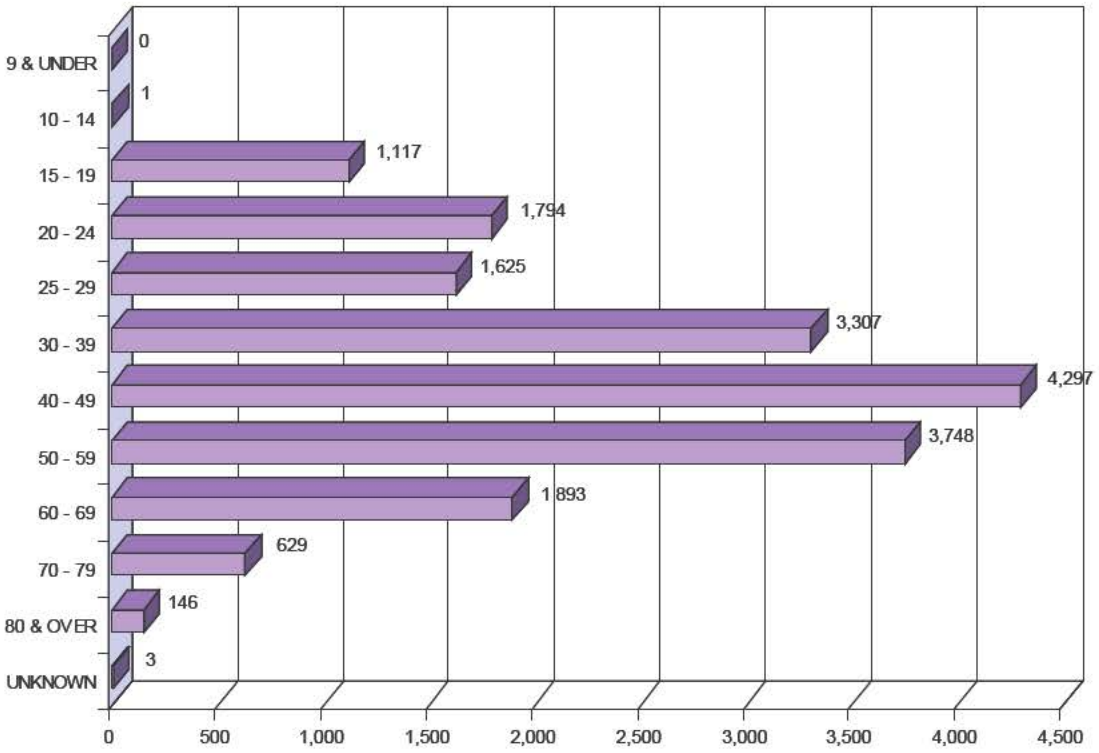

AGE OF DRIVER	MOOSE	DEER	BEAR	ALL OTHER ANIMALS	FIVE YEAR TOTAL	PERCENT OF TOTAL
9 & UNDER	0	0	0	0	**0**	**0.00%**
10 - 14	0	0	0	1	**1**	**0.01%**
15 - 19	166	903	3	45	**1,117**	**6.02%**
20 - 24	256	1,449	6	83	**1,794**	**9.67%**
25 - 29	245	1,301	7	72	**1,625**	**8.76%**
30 - 39	459	2,699	18	131	**3,307**	**17.82%**
40 - 49	656	3,478	16	147	**4,297**	**23.15%**
50 - 59	573	3,013	18	144	**3,748**	**20.19%**
60 - 69	332	1,481	6	74	**1,893**	**10.20%**
70 - 79	101	500	8	20	**629**	**3.39%**
80 & OVER	25	111	2	8	**146**	**0.79%**
UNKNOWN	1	2	0	0	**3**	**0.02%**
FIVE YEAR TOTAL	**2,814**	**14,937**	**84**	**725**	**18,560**	**100.00%**

Fatal Crashes by Vehicle Type in Maine Highway Animal Crashes 2006 - 2010

VEHICLE TYPE INVOLVED	MOOSE	DEER	BEAR	ALL OTHER ANIMALS	FIVE YEAR TOTAL
2-DOOR	1	0	0	1	**2**
4-DOOR	5	0	0	0	**5**
CONVERTIBLE	0	0	0	0	**0**
STATION WAGON	0	0	0	0	**0**
VAN/CAMPER	0	0	0	0	**0**
PICKUP TRUCK	1	0	0	0	**1**
SCHOOL BUS	0	0	0	0	**0**
MOTOR HOME	0	0	0	0	**0**
MOTORCYCLE	2	0	0	0	**2**
MOPED	0	0	0	0	**0**
MOTOR BIKE	0	0	0	0	**0**
BICYCLE	0	0	0	0	**0**
SNOWMOBILE	0	0	0	0	**0**
PEDESTRIAN	0	0	0	0	**0**
ATV	0	0	0	0	**0**
SUV	1	0	0	0	**1**
UNKNOWN	0	0	0	0	**0**
(10) BOBTAIL	0	0	0	0	**0**
(20) 2ADT	0	0	0	0	**0**
(30) 3ASU	0	0	0	0	**0**
(40) 4ASU	0	0	0	0	**0**
(21) 2ASA	0	0	0	0	**0**
(22) 2ATA	0	0	0	0	**0**
(31) 3ASA	0	0	0	0	**0**
(32) 3ATA	0	0	0	0	**0**
(33) 3ATR	0	0	0	0	**0**
(42) 4ATA	0	0	0	0	**0**
(25) 2AT1A2ATR	0	0	0	0	**0**
(35) 3AT1A2ATR	0	0	0	0	**0**
(36) 3AT2A2ATR	0	0	0	0	**0**
(50) OTHER	0	0	0	0	**0**
(81) 2AX CM BUS	0	0	0	0	**0**
(82) 3AX CM BUS	0	0	0	0	**0**
(98) FARM/TRAC	0	0	0	0	**0**
TOTAL VEHICLES INVOLVED	**10**	**0**	**0**	**1**	**11**

Vehicles Involved in Maine Highway Animal Crashes 2006 - 2010

VEHICLE TYPE INVOLVED	MOOSE	DEER	BEAR	ALL OTHER AMIMALS	FIVE YEAR TOTAL
2-DOOR	154	871	6	60	**1,091**
4-DOOR	839	6,525	41	315	**7,720**
CONVERTIBLE	5	31	0	1	**37**
STATION WAGON	88	678	1	18	**785**
VAN/CAMPER	238	1,286	8	60	**1,592**
PICKUP TRUCK	796	2,954	14	105	**3,869**
SCHOOL BUS	1	9	0	0	**10**
MOTOR HOME	4	6	0	0	**10**
MOTORCYCLE	20	92	1	48	**161**
MOPED	0	1	0	2	**3**
MOTOR BIKE	0	1	0	0	**1**
BICYCLE	0	0	0	0	**0**
SNOWMOBILE	0	0	0	0	**0**
PEDESTRIAN	0	0	0	1	**1**
SUV	354	2,264	13	94	**2,725**
ATV	0	2	0	0	**2**
UNKNOWN	2	34	0	3	**39**
(10) BOBTAIL	8	1	0	0	**9**
(20) 2ADT	37	58	0	4	**99**
(30) 3ASU	12	7	0	1	**20**
(40) 4ASU	3	1	0	0	**4**
(21) 2ASA	4	3	0	1	**8**
(22) 2ATA	24	11	0	1	**36**
(31) 3ASA	5	4	0	0	**9**
(32) 3ATA	112	49	0	3	**164**
(33) 3ATR	61	12	0	6	**79**
(42) 4ATA	3	1	0	0	**4**
(25) 2AT1A2ATR	5	2	0	0	**7**
(35) 3AT1A2ATR	23	6	0	0	**29**
(36) 3AT2A2ATR	6	1	0	0	**7**
(50) OTHER	8	24	0	1	**33**
(81) 2AX CM BUS	0	2	0	0	**2**
(82) 3AX CM BUS	2	2	0	0	**4**
(98) FARM/TRAC	0	0	0	0	**0**
TOTAL VEHICLES INVOLVED	**2,814**	**14,938**	**84**	**724**	**18,560**

Maine Highway Animal Crashes
By Day of Week
2006 - 2010

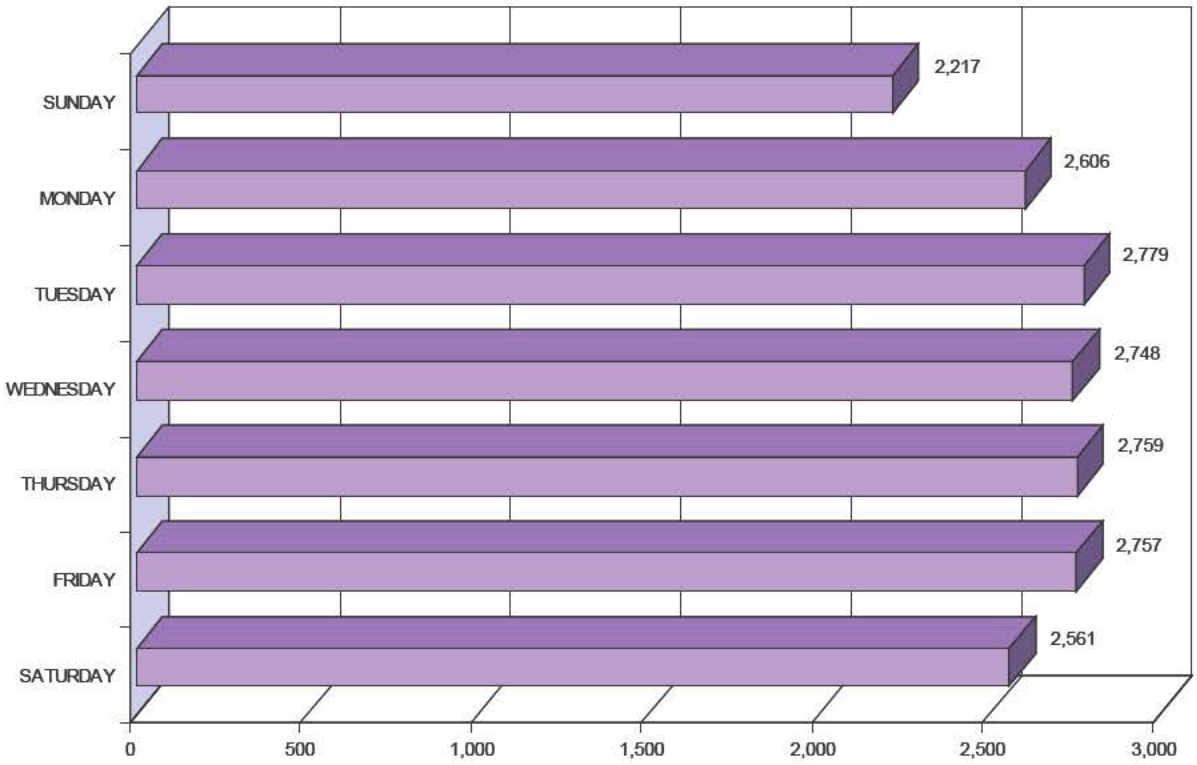

DAY OF THE WEEK	MOOSE	DEER	BEAR	ALL OTHER ANIMALS	FIVE YEAR TOTAL	PERCENT OF TOTAL
SUNDAY	354	1,753	12	98	**2,217**	**12.03%**
MONDAY	357	2,145	13	91	**2,606**	**14.14%**
TUESDAY	404	2,249	10	116	**2,779**	**15.08%**
WEDNESDAY	387	2,241	18	102	**2,748**	**14.91%**
THURSDAY	409	2,240	10	100	**2,759**	**14.97%**
FRIDAY	476	2,168	10	103	**2,757**	**14.96%**
SATURDAY	391	2,056	11	103	**2,561**	**13.90%**
FIVE YEAR TOTAL	**2,778**	**14,852**	**84**	**713**	**18,427**	**100.00%**

Maine Highway Animal Crashes
By Month
2006 - 2010

MOOSE

MONTH	2006	2007	2008	2009	2010	TOTAL
JANUARY	16	27	8	15	10	**76**
FEBRUARY	2	19	4	1	2	**28**
MARCH	10	2	0	2	9	**23**
APRIL	30	21	18	17	39	**125**
MAY	90	78	60	68	92	**388**
JUNE	127	153	98	96	90	**564**
JULY	83	81	71	63	64	**362**
AUGUST	57	50	49	53	37	**246**
SEPTEMBER	89	71	59	66	61	**346**
OCTOBER	75	61	50	42	60	**288**
NOVEMBER	37	45	20	31	27	**160**
DECEMBER	34	40	37	35	26	**172**
TOTAL	**650**	**648**	**474**	**489**	**517**	**2,778**

DEER

MONTH	2006	2007	2008	2009	2010	TOTAL
JANUARY	258	209	419	209	208	**1,303**
FEBRUARY	120	124	207	127	224	**802**
MARCH	160	179	335	305	173	**1,152**
APRIL	170	220	294	175	118	**977**
MAY	189	163	152	159	174	**837**
JUNE	268	292	171	229	216	**1,176**
JULY	155	219	148	188	150	**860**
AUGUST	118	129	97	105	95	**544**
SEPTEMBER	159	214	106	150	139	**768**
OCTOBER	414	465	299	302	261	**1,741**
NOVEMBER	632	703	520	602	496	**2,953**
DECEMBER	309	413	331	359	327	**1,739**
TOTAL	**2,952**	**3,330**	**3,079**	**2,910**	**2,581**	**14,852**

BEAR

MONTH	2006	2007	2008	2009	2010	TOTAL
JANUARY	0	1	1	0	0	**2**
FEBRUARY	0	0	0	0	0	**0**
MARCH	0	0	0	0	0	**0**
APRIL	0	0	1	0	2	**3**
MAY	2	4	0	1	1	**8**
JUNE	4	1	4	3	3	**15**
JULY	2	3	2	6	3	**16**
AUGUST	2	2	1	0	2	**7**
SEPTEMBER	1	3	4	3	2	**13**
OCTOBER	3	2	0	3	4	**12**
NOVEMBER	2	3	0	1	1	**7**
DECEMBER	1	0	0	0	0	**1**
TOTAL	**17**	**19**	**13**	**17**	**18**	**84**

ALL OTHER ANIMALS

MONTH	2006	2007	2008	2009	2010	TOTAL
JANUARY	8	9	9	14	9	**49**
FEBRUARY	11	13	6	6	10	**46**
MARCH	13	11	7	10	21	**62**
APRIL	16	10	19	11	13	**69**
MAY	15	14	17	5	15	**66**
JUNE	8	15	15	14	8	**60**
JULY	7	9	8	18	12	**54**
AUGUST	7	12	10	14	11	**54**
SEPTEMBER	15	9	5	11	11	**51**
OCTOBER	9	15	14	18	12	**68**
NOVEMBER	11	16	11	14	11	**63**
DECEMBER	12	15	17	12	15	**71**
TOTAL	**132**	**148**	**138**	**147**	**148**	**713**

Maine Highway Animal Crashes
By Time of Day
2006 - 2010

MOOSE

TIME	2006	2007	2008	2009	2010	TOTAL
12:00 AM	18	32	19	21	10	**100**
1:00	18	15	9	10	15	**67**
2:00	16	14	11	8	13	**62**
3:00	20	18	18	6	15	**77**
4:00	35	22	18	19	17	**111**
5:00	24	36	28	24	30	**142**
6:00	26	30	18	14	14	**102**
7:00	14	4	10	12	13	**53**
8:00	11	6	9	3	9	**38**
9:00	3	2	5	5	4	**19**
10:00	8	5	7	4	8	**32**
11:00	7	0	2	7	2	**18**
12:00 PM	3	1	0	4	2	**10**
1:00	3	7	3	3	5	**21**
2:00	2	4	2	5	6	**19**
3:00	5	4	3	2	4	**18**
4:00	10	18	9	11	11	**59**
5:00	36	36	23	32	21	**148**
6:00	33	33	32	28	47	**173**
7:00	63	55	40	32	32	**222**
8:00	75	72	48	61	61	**317**
9:00	116	151	81	107	107	**562**
10:00	64	51	60	49	49	**273**
11:00	40	32	19	22	22	**135**
TOTALS	**650**	**648**	**474**	**489**	**517**	**2,778**

DEER

TIME	2006	2007	2008	2009	2010	TOTAL
12:00 AM	101	120	99	91	64	**475**
1:00	65	69	86	66	67	**353**
2:00	51	63	54	40	45	**253**
3:00	57	56	63	52	41	**269**
4:00	107	134	127	115	94	**577**
5:00	187	191	180	145	146	**849**
6:00	184	214	191	163	166	**918**
7:00	100	129	125	125	123	**602**
8:00	52	74	80	71	78	**355**
9:00	60	60	65	59	63	**307**
10:00	58	62	51	42	44	**257**
11:00	39	52	52	55	53	**251**
12:00 PM	32	47	38	37	41	**195**
1:00	36	45	35	33	36	**185**
2:00	39	36	43	36	30	**184**
3:00	36	31	38	41	30	**176**
4:00	121	124	129	100	109	**583**
5:00	262	293	305	288	244	**1,392**
6:00	291	299	269	275	274	**1,408**
7:00	246	301	249	255	196	**1,247**
8:00	268	319	281	285	230	**1,383**
9:00	245	284	218	235	187	**1,169**
10:00	183	198	158	159	123	**821**
11:00	132	129	143	142	97	**643**
TOTALS	**2,952**	**3,330**	**3,079**	**2,910**	**2,581**	**14,852**

BEAR

TIME	2006	2007	2008	2009	2010	TOTAL
12:00 AM	2	1	0	1	1	**5**
1:00	0	1	0	1	0	**2**
2:00	0	0	0	0	0	**0**
3:00	0	1	0	0	0	**1**
4:00	0	0	0	0	0	**0**
5:00	1	0	2	0	0	**3**
6:00	0	0	2	0	1	**3**
7:00	1	2	0	0	0	**3**
8:00	0	0	1	0	0	**1**
9:00	0	0	0	0	1	**1**
10:00	0	0	0	1	1	**2**
11:00	1	0	0	0	0	**1**
12:00 PM	0	0	0	0	0	**0**
1:00	0	2	0	0	0	**2**
2:00	1	1	0	1	1	**4**
3:00	0	0	1	0	0	**1**
4:00	0	0	0	0	2	**2**
5:00	2	1	0	0	2	**5**
6:00	1	0	0	0	1	**2**
7:00	1	2	1	2	1	**7**
8:00	2	3	5	2	3	**15**
9:00	1	3	1	6	3	**14**
10:00	1	0	0	2	1	**4**
11:00	3	2	0	1	0	**6**
TOTALS	**17**	**19**	**13**	**17**	**18**	**84**

ALL OTHER ANIMALS

TIME	2006	2007	2008	2009	2010	TOTAL
12:00 AM	3	1	7	2	2	**15**
1:00	2	4	2	2	1	**11**
2:00	3	4	0	1	1	**9**
3:00	3	3	5	2	2	**15**
4:00	4	4	3	3	4	**18**
5:00	4	4	2	2	2	**14**
6:00	4	7	5	5	9	**30**
7:00	13	2	8	4	5	**32**
8:00	2	4	5	6	7	**24**
9:00	7	2	5	4	4	**22**
10:00	3	4	9	4	3	**23**
11:00	3	6	2	13	6	**30**
12:00 PM	0	6	3	4	4	**17**
1:00	3	4	6	1	3	**17**
2:00	5	9	1	6	10	**31**
3:00	6	8	9	7	8	**38**
4:00	7	9	4	10	4	**34**
5:00	6	7	8	13	9	**43**
6:00	15	6	13	9	17	**60**
7:00	5	9	9	7	11	**41**
8:00	10	13	12	13	11	**59**
9:00	11	15	10	13	9	**58**
10:00	10	8	7	11	8	**44**
11:00	3	9	3	5	8	**28**
TOTALS	**132**	**148**	**138**	**147**	**148**	**713**

Maine Highway Animal Crashes
By Time of Day
2006 - 2010

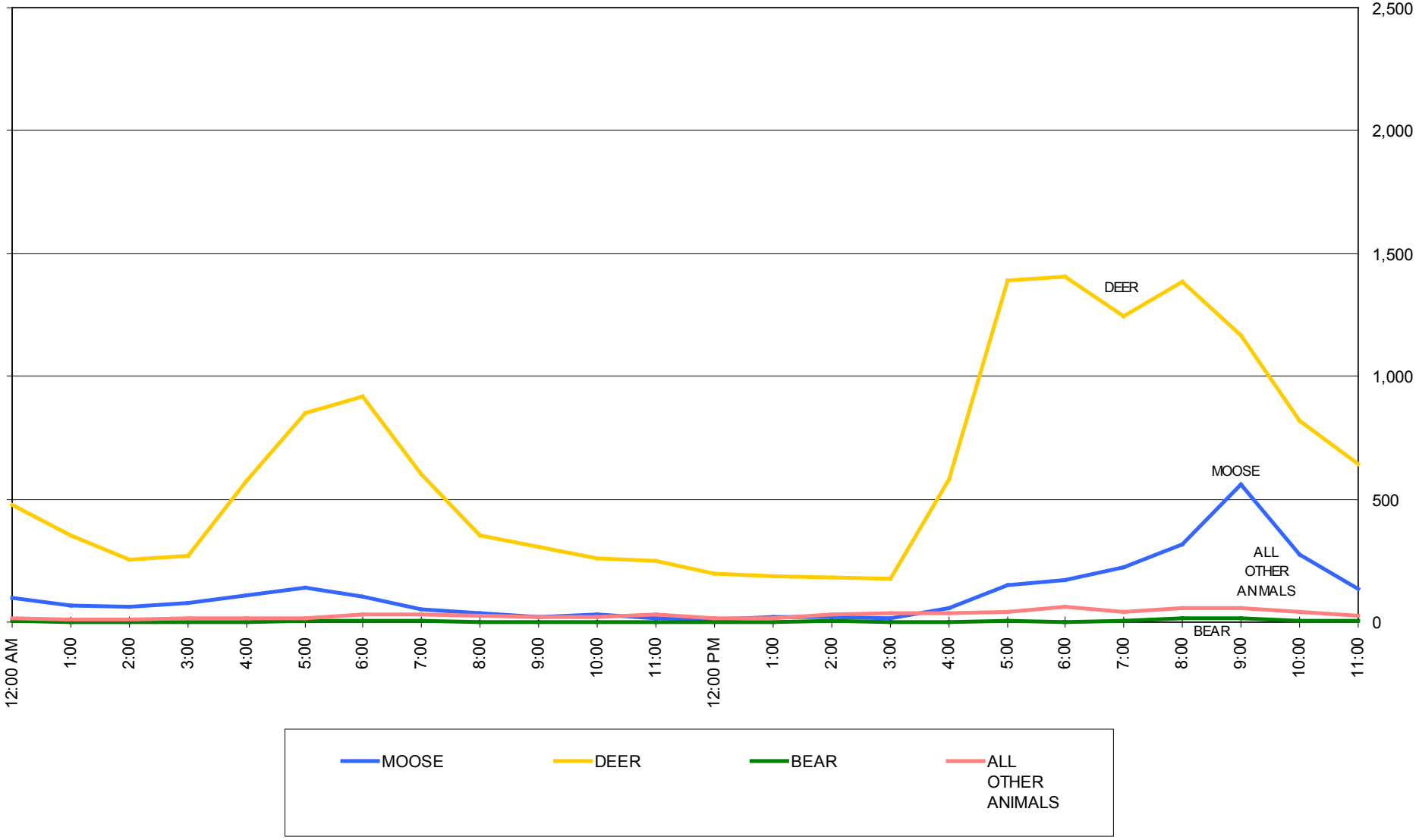

Maine Animal Crashes By Light Condition 2006 - 2010

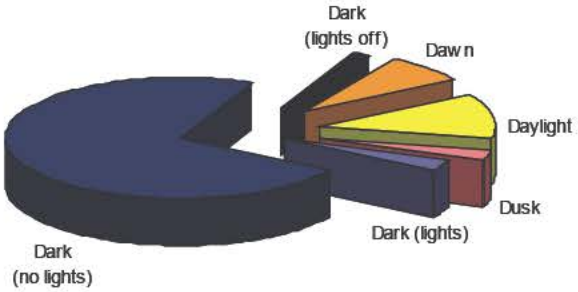

MOOSE	2006	2007	2008	2009	2010	TOTAL
Dawn	50	51	38	29	50	**218**
Daylight	77	63	63	59	73	**335**
Dusk	17	20	7	13	17	**74**
Dark (lights)	22	18	14	17	11	**82**
Dark (no lights)	476	486	337	363	359	**2,021**
Dark (lights off)	8	10	15	8	7	**48**
Other	0	0	0	0	0	**0**
TOTALS	**650**	**648**	**474**	**489**	**517**	**2,778**

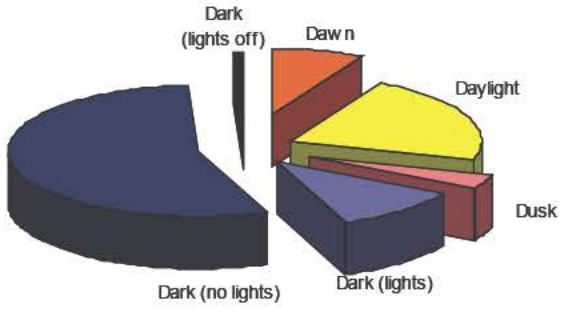

DEER	2006	2007	2008	2009	2010	TOTAL
Dawn	243	252	238	219	214	**1,166**
Daylight	575	702	652	639	626	**3,194**
Dusk	139	141	117	104	94	**595**
Dark (lights)	349	339	332	347	253	**1,620**
Dark (no lights)	1,621	1,860	1,703	1,576	1,369	**8,129**
Dark (lights off)	24	36	35	25	24	**144**
Other	1	0	2	0	1	**4**
TOTALS	**2,952**	**3,330**	**3,079**	**2,910**	**2,581**	**14,852**

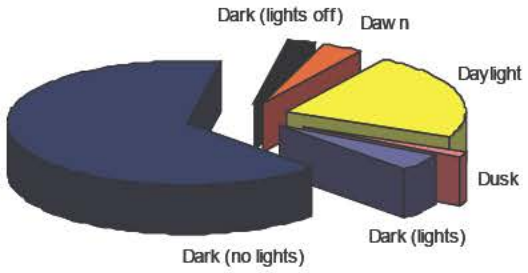

BEAR	2006	2007	2008	2009	2010	TOTAL
Dawn	1	0	1	0	1	**3**
Daylight	3	5	5	2	4	**19**
Dusk	0	0	1	0	0	**1**
Dark (lights)	1	3	0	0	0	**4**
Dark (no lights)	11	11	5	15	13	**55**
Dark (lights off)	1	0	1	0	0	**2**
Other	0	0	0	0	0	**0**
TOTALS	**17**	**19**	**13**	**17**	**18**	**84**

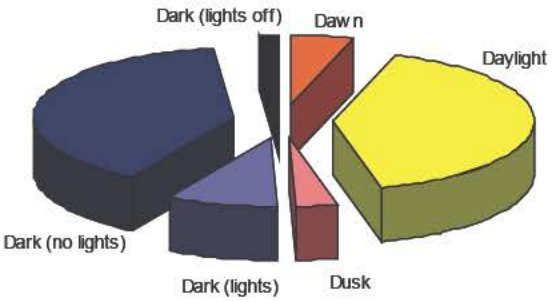

ALL OTHER ANIMALS	2006	2007	2008	2009	2010	TOTAL
Dawn	10	7	3	7	8	**35**
Daylight	51	56	64	59	64	**294**
Dusk	2	3	6	7	5	**23**
Dark (lights)	12	16	11	14	11	**64**
Dark (no lights)	56	61	52	57	59	**285**
Dark (lights off)	1	5	2	3	1	**12**
Other	0	0	0	0	0	**0**
TOTALS	**132**	**148**	**138**	**147**	**148**	**713**

Maine Animal Crashes By Weather Condition 2006 - 2010

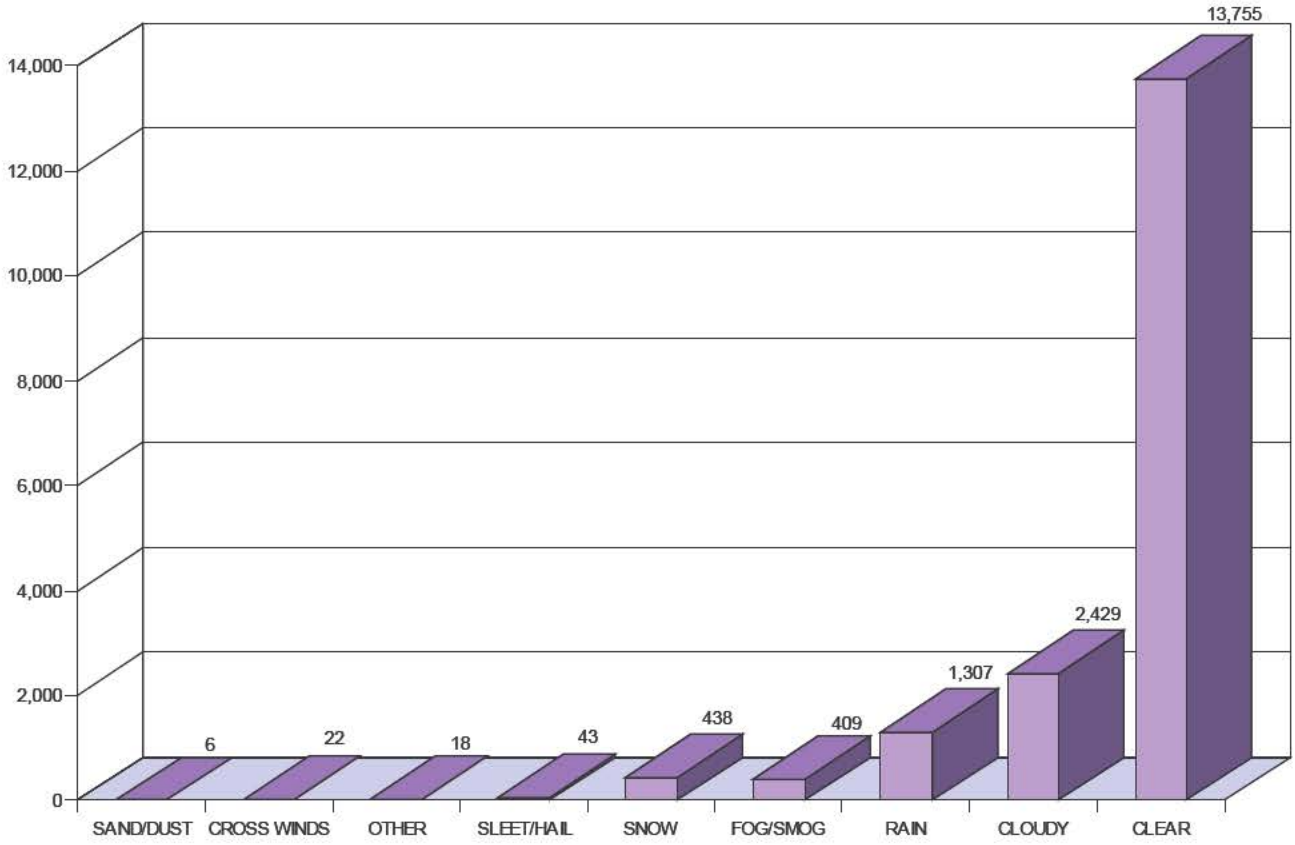

WEATHER CONDITIONS	MOOSE	DEER	BEAR	ALL OTHER ANIMALS	FIVE YEAR TOTAL
SAND/DUST	1	5	0	0	**6**
CROSS WINDS	3	19	0	0	**22**
OTHER	2	16	0	0	**18**
SLEET/HAIL	2	40	0	1	**43**
SNOW	67	362	0	9	**438**
FOG/SMOG	79	318	0	12	**409**
RAIN	224	1,033	5	45	**1,307**
CLOUDY	387	1,929	17	96	**2,429**
CLEAR	2,013	11,130	62	550	**13,755**
TOTAL	**2,778**	**14,852**	**84**	**713**	**18,427**

MAINE

COLLISIONS BETWEEN VEHICLES AND LARGE ANIMALS

Wildlife crashes happen anywhere, anytime - but be especially alert:

- From dusk till dawn. Slow down at night
- Driving through forested or rural areas
- When you see one deer or moose...they tend to travel in a group so there are often more animals nearby

If a crash is unavoidable...

- Apply the brakes
- Let up on the brake just before impact
- Aim to hit the tail end of the animal
- If possible duck to

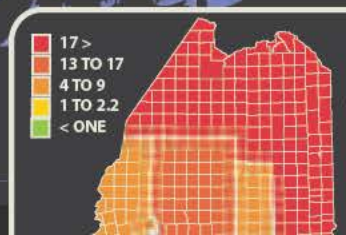

MOOSE

CRASHES PER 100 MILLION MILES TRAVELED

- If possible duck to minimize injury

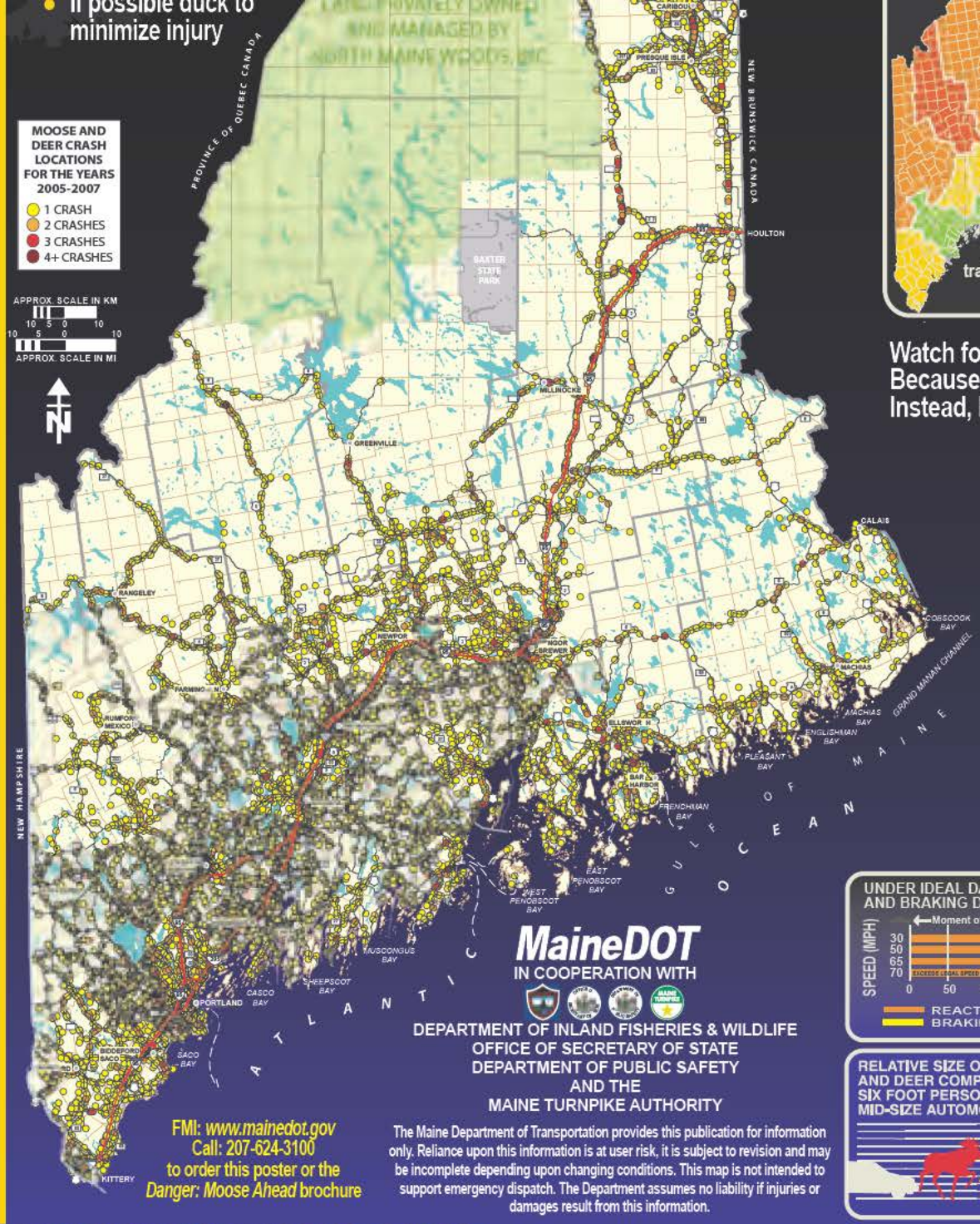



In the photo above, the moose that is backlit by the sun on the side of the road is quite easy to see. However, the moose in shadows in the on-coming traffic lane is much less visible in this typical dawn/dusk setting.

Watch for the reflection of headlights in the eyes of a deer. Because moose are taller, headlights don't reflect in their eyes. Instead, be on the lookout for a tall silhouette.

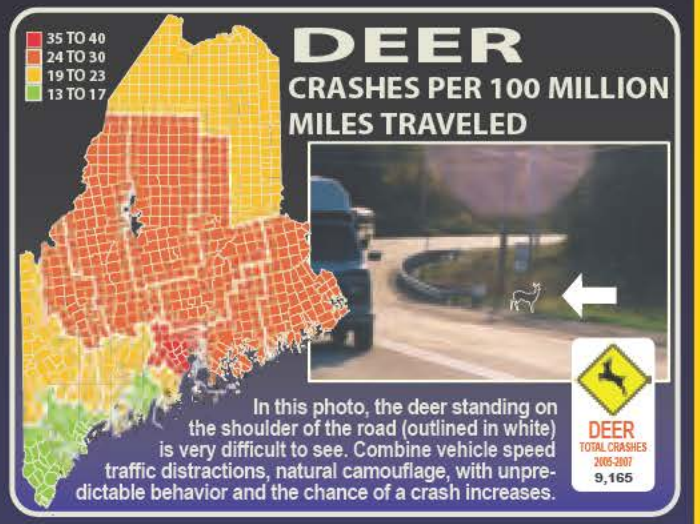

In this photo, the deer standing on the shoulder of the road (outlined in white) is very difficult to see. Combine vehicle speed traffic distractions, natural camouflage, with unpredictable behavior and the chance of a crash increases.

UNDER IDEAL DAYTIME DRIVING CONDITIONS, THE CHART BELOW SHOWS REACTION AND BRAKING DISTANCES AT 30, 50, 65 AND 70 MILES PER HOUR.

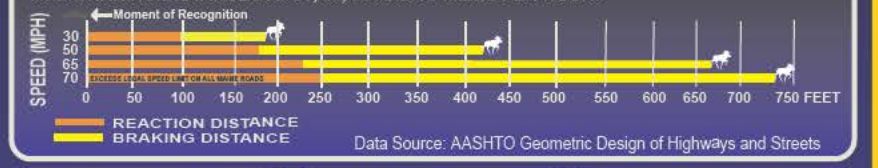

Data Source: AASHTO Geometric Design of Highways and Streets

RELATIVE SIZE OF A MOOSE AND DEER COMPARED TO A SIX FOOT PERSON AND A MID-SIZE AUTOMOBILE

CRASHES BY TIME OF DAY

CRASHES BY MONTH

MaineDOT

IN COOPERATION WITH

DEPARTMENT OF INLAND FISHERIES & WILDLIFE
OFFICE OF SECRETARY OF STATE
DEPARTMENT OF PUBLIC SAFETY
AND THE
MAINE TURNPIKE AUTHORITY

FMI: *www.mainedot.gov*
Call: 207-624-3100
to order this poster or the *Danger: Moose Ahead* brochure

The Maine Department of Transportation provides this publication for information only. Reliance upon this information is at user risk, it is subject to revision and may be incomplete depending upon changing conditions. This map is not intended to support emergency dispatch. The Department assumes no liability if injuries or damages result from this information.

Designed by the MaineDOT, Office of Communications, Mapping & Graphics Section

Maine Moose Crashes
By County
2006 - 2010

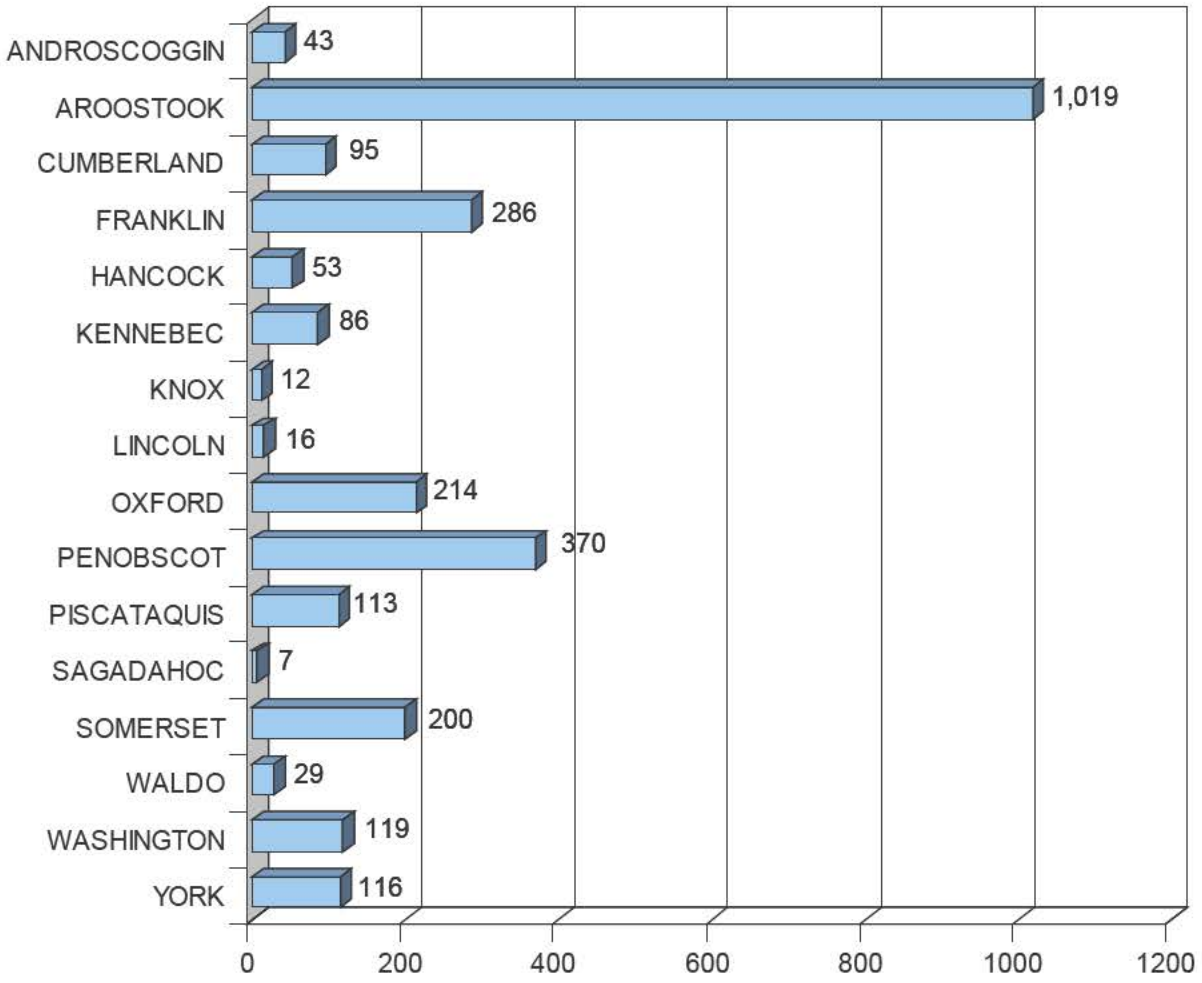

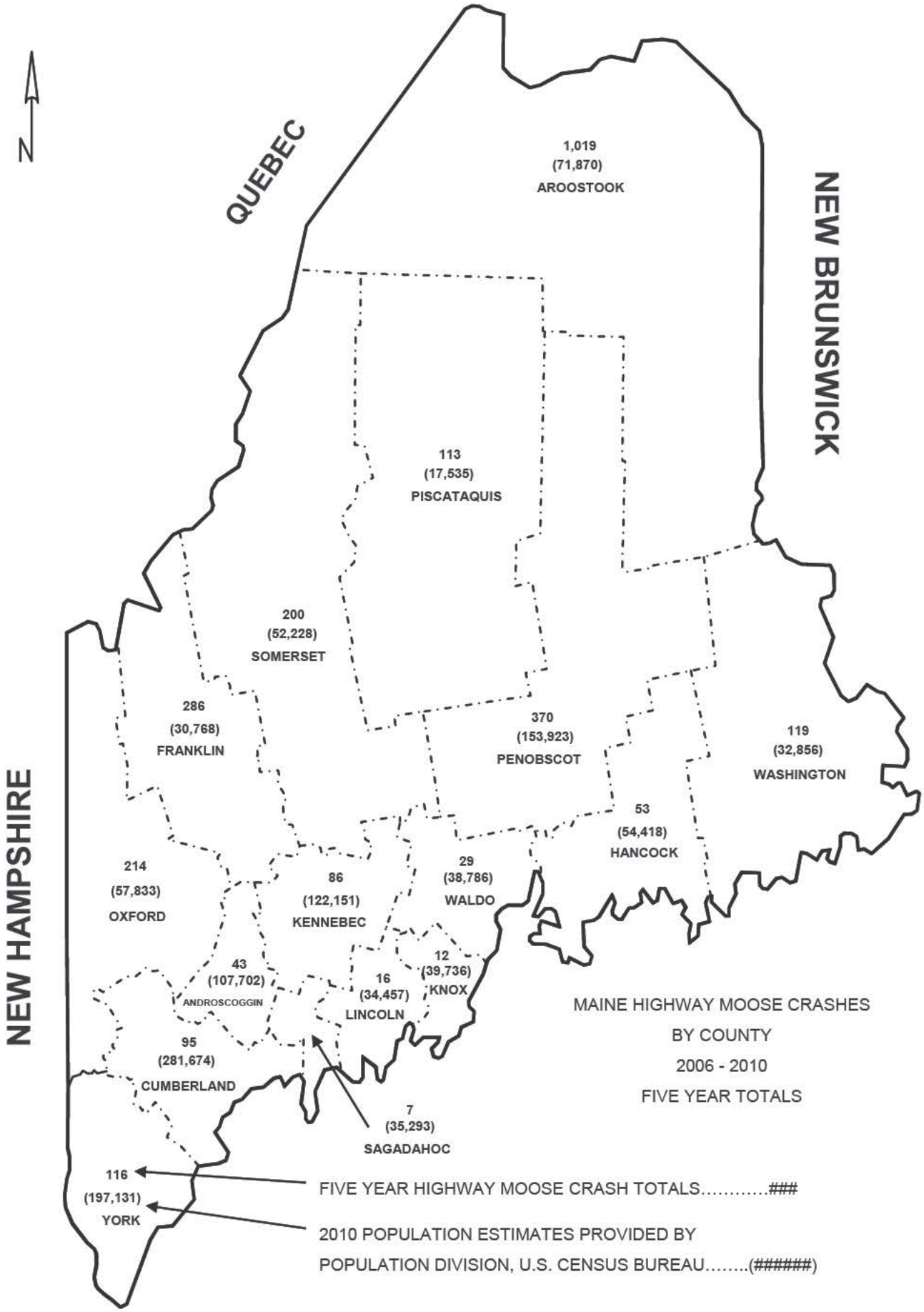

Produced by the Maine Department of Transportation

Maine Deer Crashes By County 2006 - 2010

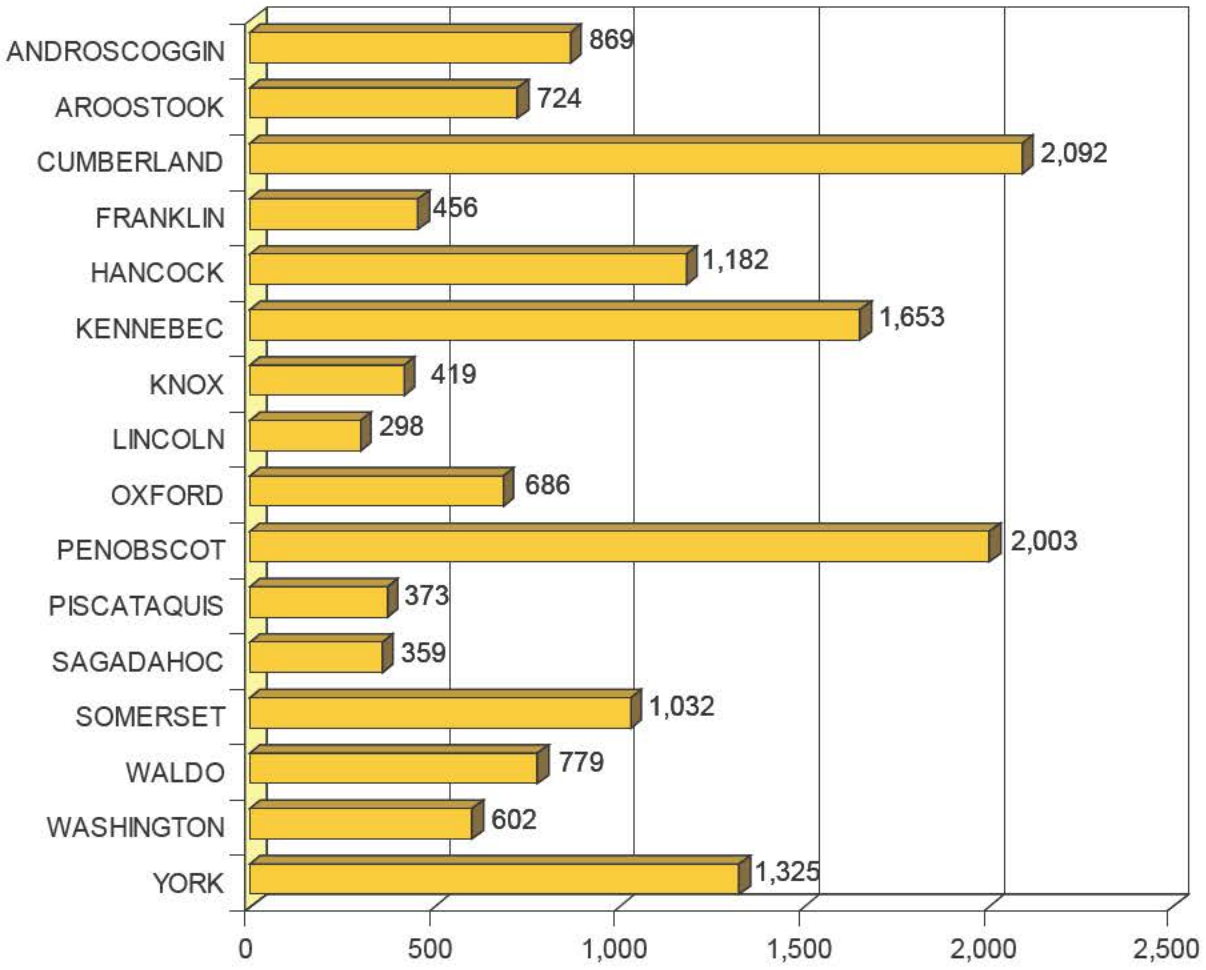

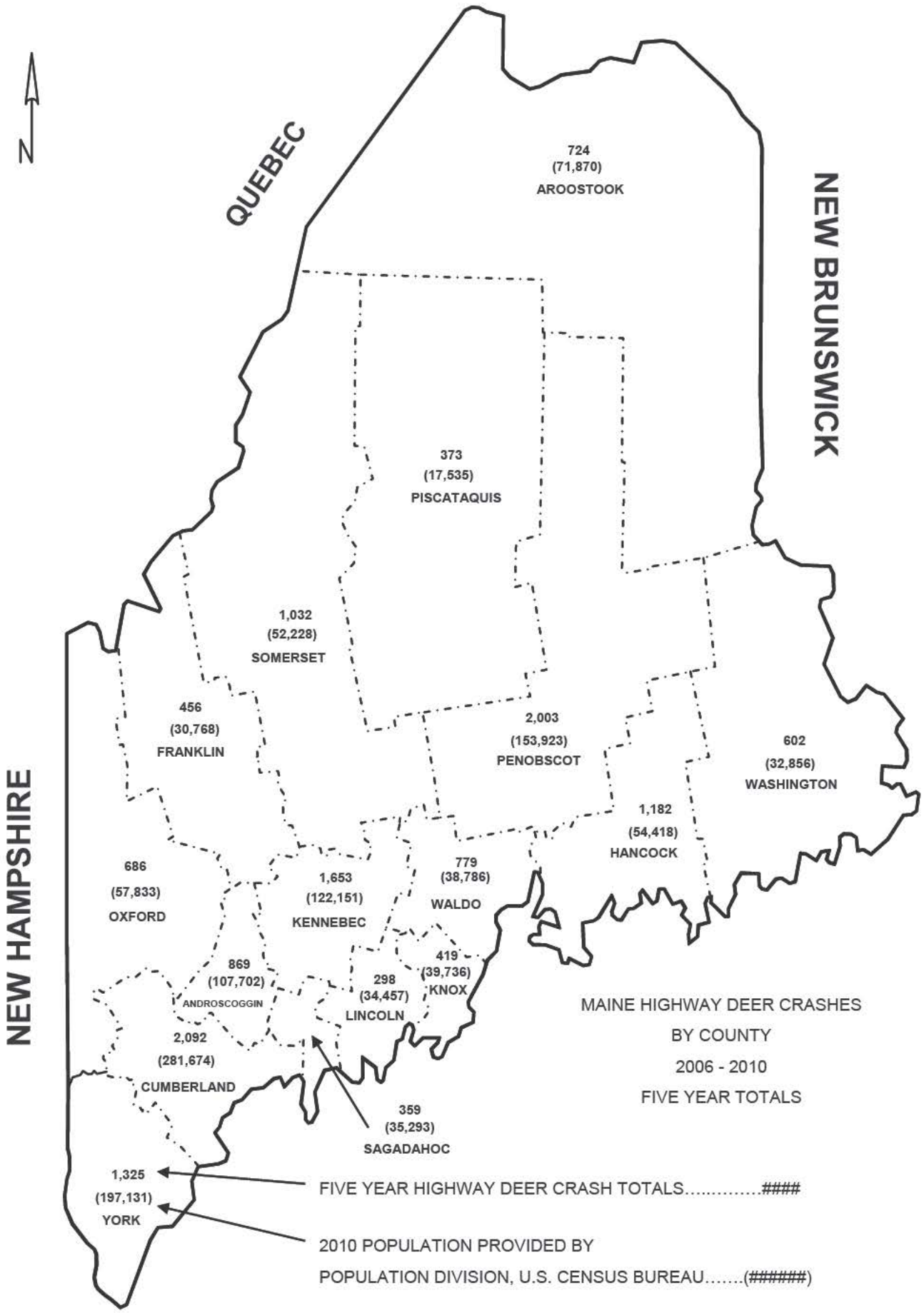

Produced by the Maine Department of Transportation

Maine Bear Crashes
By County
2006 - 2010

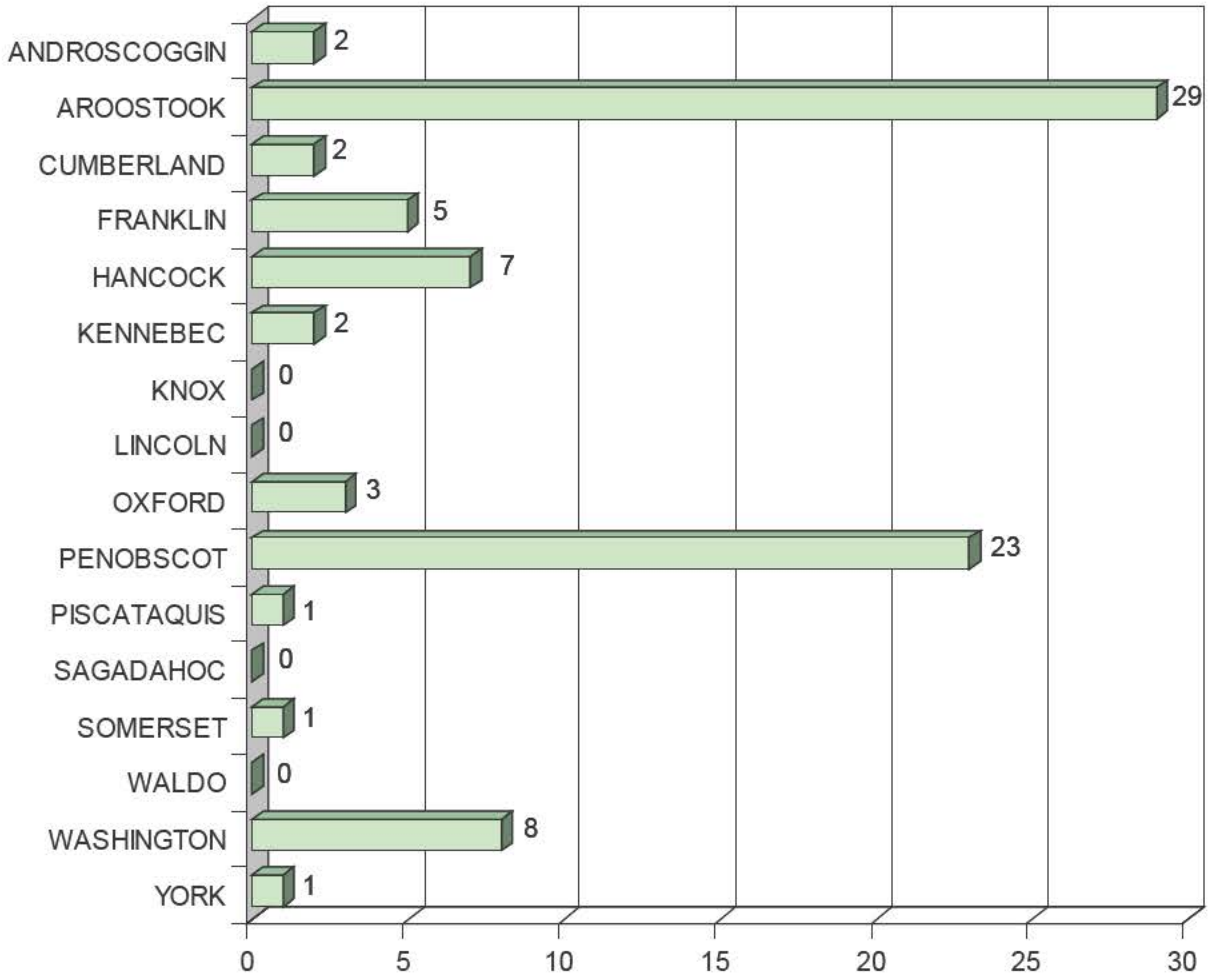

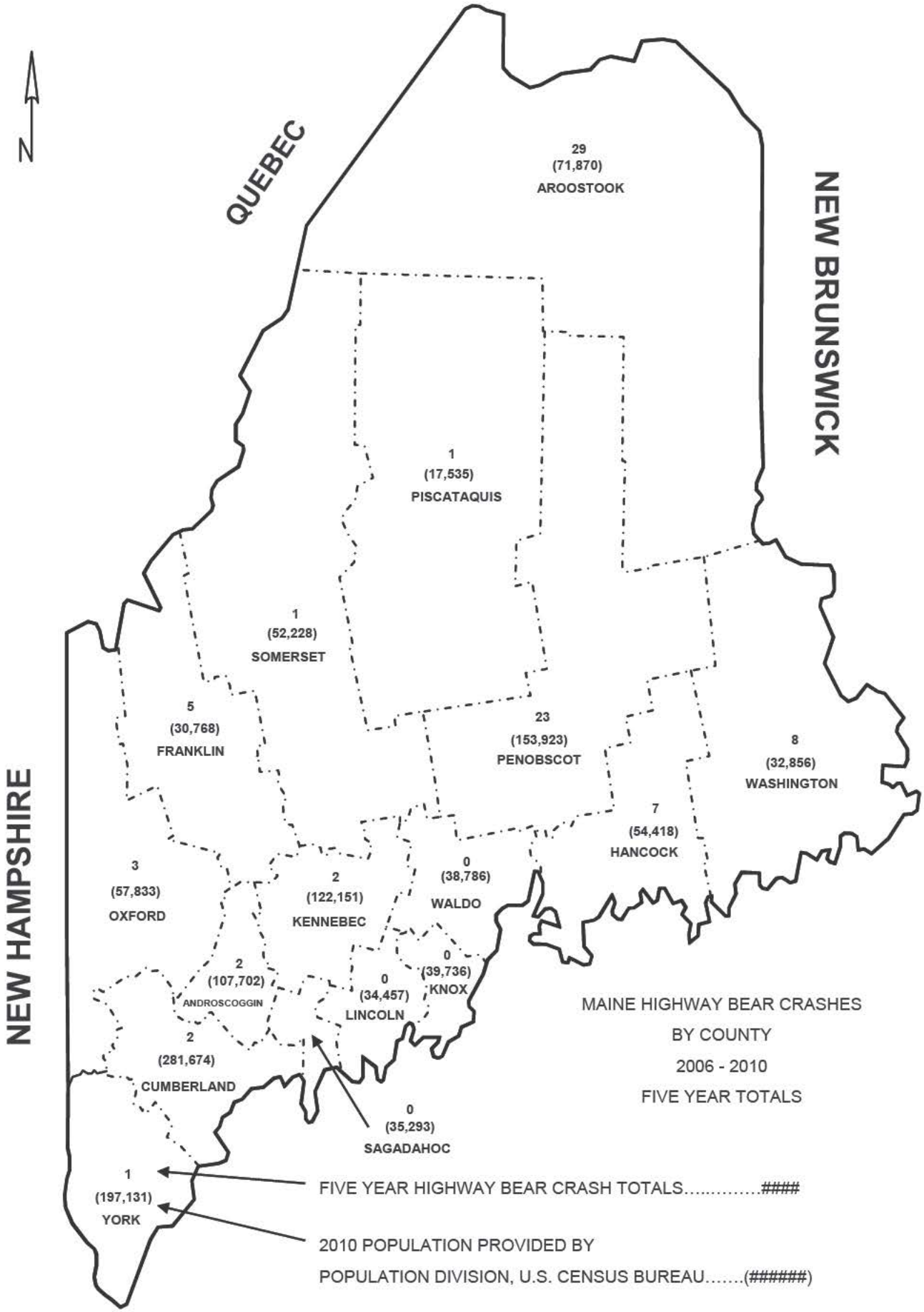

Produced by the Maine Department of Transportation

Maine All Other Animal Crashes By County 2006 - 2010

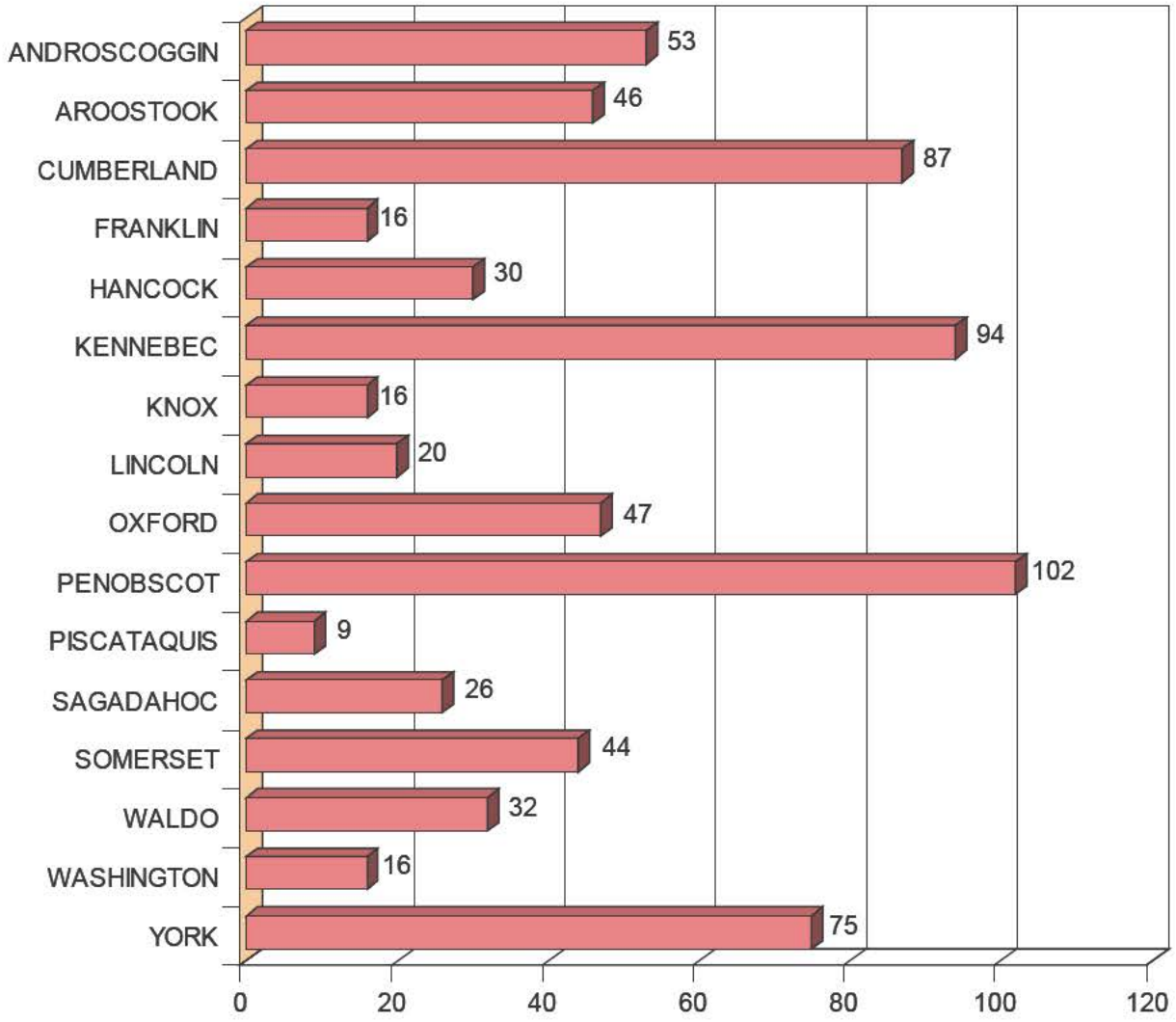

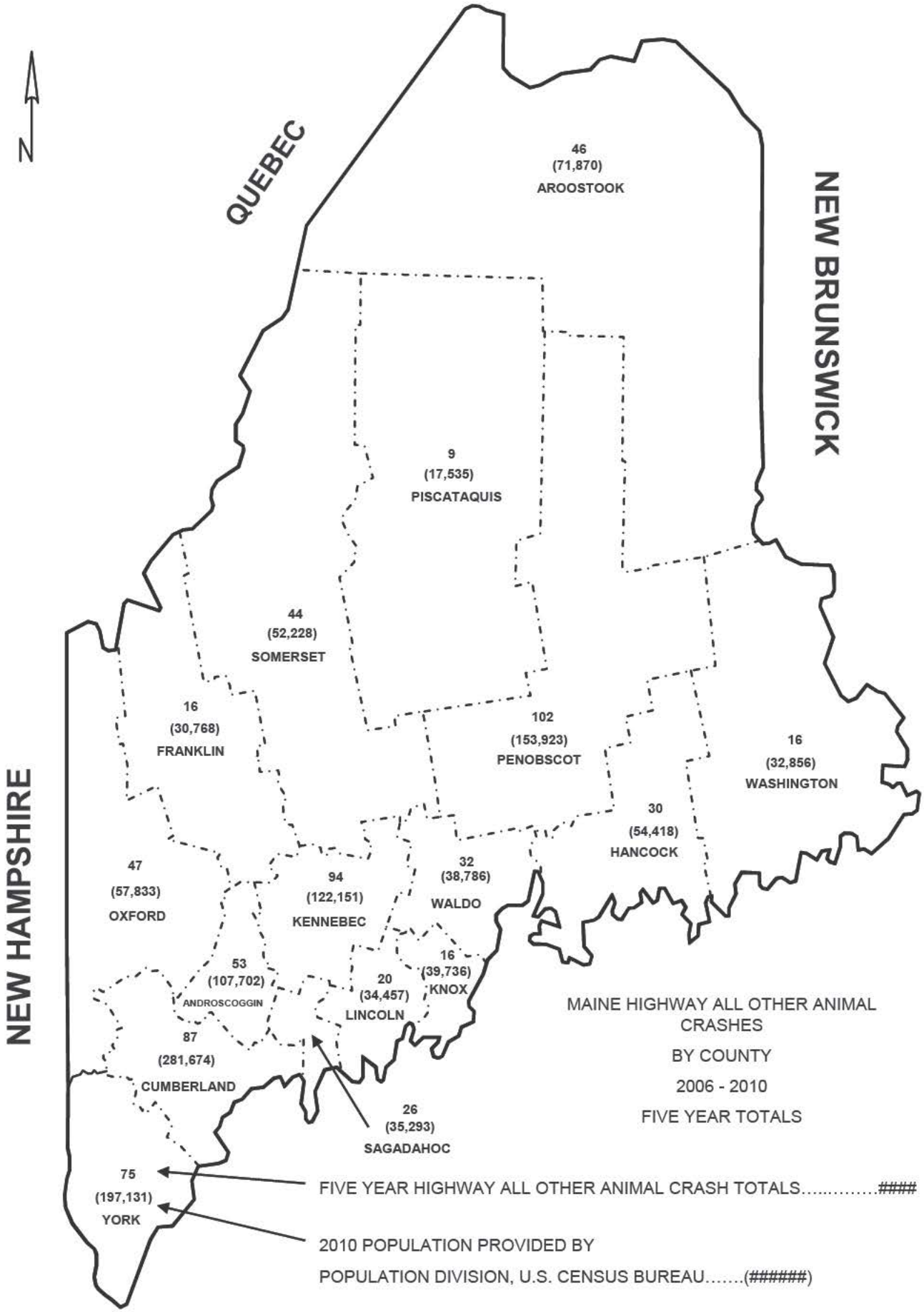

MAINE HIGHWAY ALL OTHER ANIMAL CRASHES

BY COUNTY

2006 - 2010

FIVE YEAR TOTALS

FIVE YEAR HIGHWAY ALL OTHER ANIMAL CRASH TOTALS.....#####

2010 POPULATION PROVIDED BY

POPULATION DIVISION, U.S. CENSUS BUREAU.....(######)

Produced by the Maine Department of Transportation

APPENDIX

VEHICLE CODE	AXLE CONFIGURATION	DESCRIPTION
10		TRUCK TRACKTOR ONLY (BOB TAIL)
20		2 AXLE SINGLE UNIT WITH DUAL TIRES
21		2 AXLE TRACTOR WITH SINGLE AXLE SEMI
22		2 AXLE TRACTOR WITH TANDEM AXLE SEMI
25	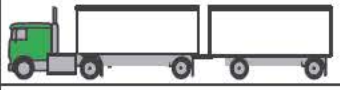	2 AXLE TRACTOR WITH SINGLE AXLE SEMI AND 2 AXLE TRAILER
30		3 AXLE SINGLE UNIT
31		3 AXLE TRACTOR WITH SINGLE AXLE SEMI
32		3 AXLE TRACTOR WITH TANDEM AXLE SEMI
33		3 AXLE TRACTOR WITH TRIDEM AXLE SEMI
35		3 AXLE TRACTOR WITH SINGLE AXLE SEMI AND 2 AXLE TRAILER
36		3 AXLE TRACTOR WITH TANDEM AXLE SEMI AND 2 AXLE TRAILER
37		5 AXLE SEMI; SPLIT TRAILER TANDEM
38		6 AXLE SEMI; SPLIT TRAILER TANDEM WITH CENTER AXLE
39		6 AXLE; STANDARD TRAILER TANDEM WITH CENTER AXLE
40		4 AXLE SINGLE UNIT
42		4 AXLE TRACTOR WITH TANDEM AXLE SEMI
50	ANY OTHER AXLE CONFIGURATION	ANY TRUCK NOT DESCRIBED ABOVE
81		2 AXLE BUS
82	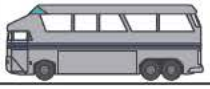	3 AXLE BUS