


MAINE STATE LEGISLATURE

The following document is provided by the
LAW AND LEGISLATIVE DIGITAL LIBRARY
at the Maine State Law and Legislative Reference Library
<http://legislature.maine.gov/lawlib>



Reproduced from scanned originals with text recognition applied
(searchable text may contain some errors and/or omissions)

COLLISIONS BETWEEN WILDLIFE SPECIES AND MOTOR VEHICLES IN MAINE 1997 - 2001



HE
5620
.W54
M35
2001

Prepared by:
**Maine Department of Transportation
Bureau of Maintenance and Operations
Traffic Engineering Division
Accident Records Section
16 State House Station
Augusta, Maine 04333-0016**

STATE OF MAINE

HIGHWAY ANIMAL CRASHES

1997 - 2001

I.	PREFACE	ii
II.	ANIMAL CRASH TABLES AND CHARTS 1997-2001	
	Crashes Summarized by:	
	County	1
	Animal Type	2
	Severity	3
	Totals & Percents of Each Type	4
	Estimated Economic Loss	5
	Day of Week	6
	Age Group of Driver	7
	Vehicle Type	8-9
	Animal Type Involved in Fatal	10
	Month	11
	Time of Day	12-13
	Light Conditions	14
	Weather Conditions	15
II.	MOOSE CRASHES	
	Maine Moose Crash Map 1999-2001	16
	Moose Crashes Summarized by:	
	Month	17
	County	18-19
IV.	DEER CRASHES	
	Maine Deer Crash Map 1999-2001	20
	Deer Crashes Summarized by:	
	Month	21
	County	22-23
V.	BEAR AND ALL OTHER ANIMAL CRASHES	
	Summarized by:	
	Month	24-25
	Bear Crashes Summarized by:	
	County	26-27
	All Other Animal Crashes Summarized by:	
	County	28-29
VI.	APPENDIX	
	Heavy Truck Codes, Axle Configurations and Descriptions	30

STATEWIDE ANIMAL CRASHES 1997 - 2001

Preface

This publication is a statistical review of reported motor vehicle crashes that involved animals in Maine during the five-year study period 1997 - 2001. The statistics are compiled from crash reports submitted to the Department of Transportation by the Traffic Division, Department of Public Safety. The Traffic Division receives all police uniform accident reports Form 13:20 A, from state, county and local police agencies.

The enclosed charts, graphs, listings and summaries were produced using the Department of Transportation's Computerized Accident Records System. Except for adjustments to locations and crash-type information for accuracy, no attempt has been made to modify the raw data received from the reporting agencies. However, because crash scenes are often dangerous and chaotic, some inaccuracies in data collection are possible.

A comparison of this report with other summaries of crashes and fatalities may also reveal inconsistencies due to changes in accident classification, late submittals, and differing reporting criteria.

The Department of Transportation and the Department of Public Safety wish to express our sincere thank you to all law enforcement agencies and officers for the work they do on crash investigations. Without their dedication, this report would not be possible.

We welcome your comments and suggestions on this report at:

Maine Department of Transportation
Bureau of Maintenance and Operations
Traffic Engineering Division
Accident Records Section
16 State House Station
Augusta, ME 04333-0016



Tel: 207-624-3618
Fax: 207-624-3621

MAINE HIGHWAY ANIMAL CRASHES

BY COUNTY

1997 - 2001

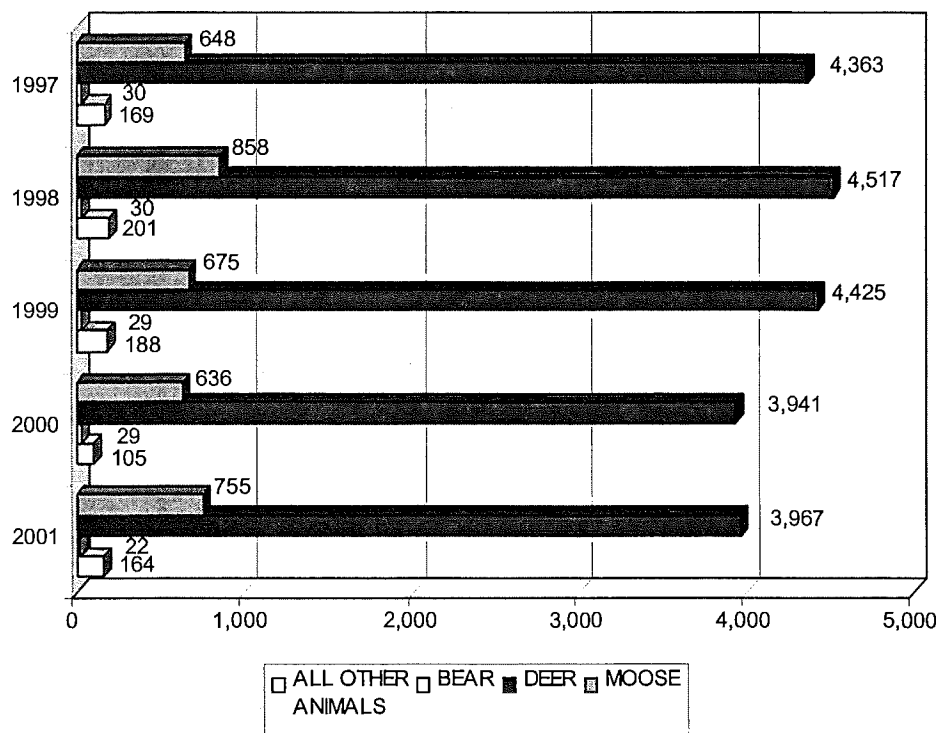
COUNTY	MOOSE	DEER	BEAR	ALL OTHER ANIMALS	FIVE YEAR TOTAL
ANDROSCOGGIN	103	1,274	0	55	1,432
AROOSTOOK	998	828	60	67	1,953
CUMBERLAND	205	3,044	1	94	3,344
FRANKLIN	368	718	5	26	1,117
HANCOCK	74	1,523	8	42	1,647
KENNEBEC	152	2,408	0	105	2,665
KNOX	27	659	0	24	710
LINCOLN	31	585	0	21	637
OXFORD	335	1,067	11	35	1,448
PENOBSCOT	304	2,851	39	97	3,291
PISCATAQUIS	190	537	2	10	739
SAGadahoc	21	477	0	20	518
SOMERSET	346	1,516	3	65	1,930
WALDO	44	1,128	1	43	1,216
WASHINGTON	157	410	7	29	603
YORK	217	2,188	3	94	2,502
TOTAL	3,572	21,213	140	827	25,752



MAINE HIGHWAY ANIMAL CRASHES

By Type Animal

1997 - 2001

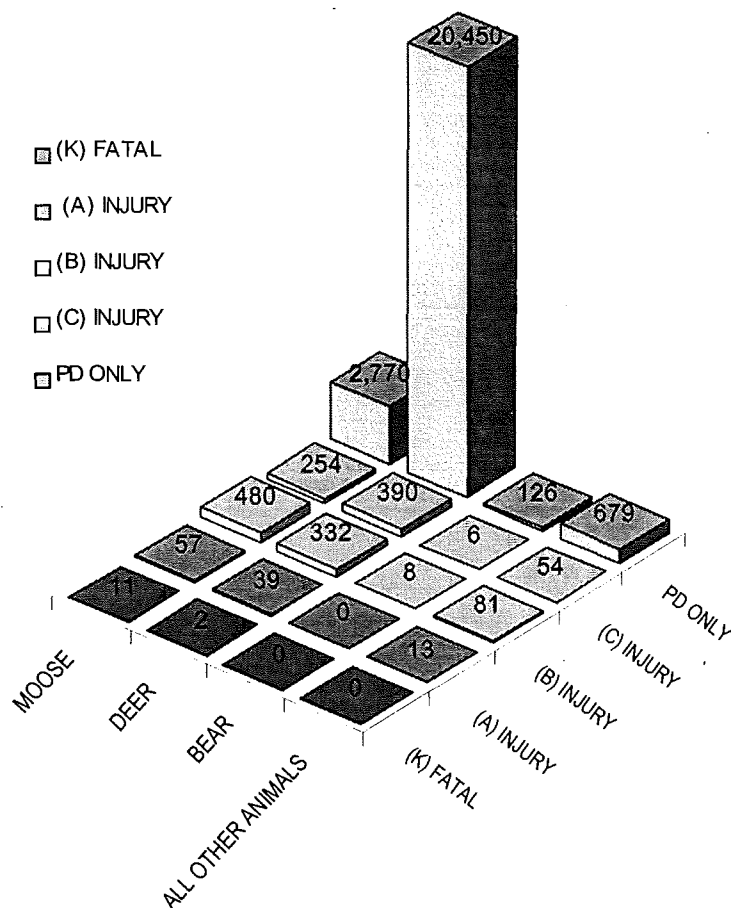


ANIMAL TYPE	1997	1998	1999	2000	2001	FIVE YEAR TOTAL
MOOSE	648	858	675	636	755	3,572
DEER	4,363	4,517	4,425	3,941	3,967	21,213
BEAR	30	30	29	29	22	140
ALL OTHER ANIMALS	169	201	188	105	164	827
TOTAL	5,210	5,606	5,317	4,711	4,908	25,752

MAINE HIGHWAY ANIMAL CRASHES

BY SEVERITY

1997 - 2001



YEAR	FATAL CRASH (K)	INCAPACITATING INJURY (A)	NON INCAPACITATING INJURY (B)	POSSIBLE INJURY (C)	PROPERTY DAMAGE ONLY (PDO)	TOTAL CRASHES
MOOSE	11	57	480	254	2,770	3,572
DEER	2	39	332	390	20,450	21,213
BEAR	0	0	8	6	126	140
ALL OTHER ANIMALS	0	13	81	54	679	827
TOTAL	13	109	901	704	24,025	25,752
PERCENT	0.05%	PERCENT INJURY CRASHES =		6.66%	93.29%	100.00%

(K) = Fatal injury. A fatal injury is any injury that results in death.

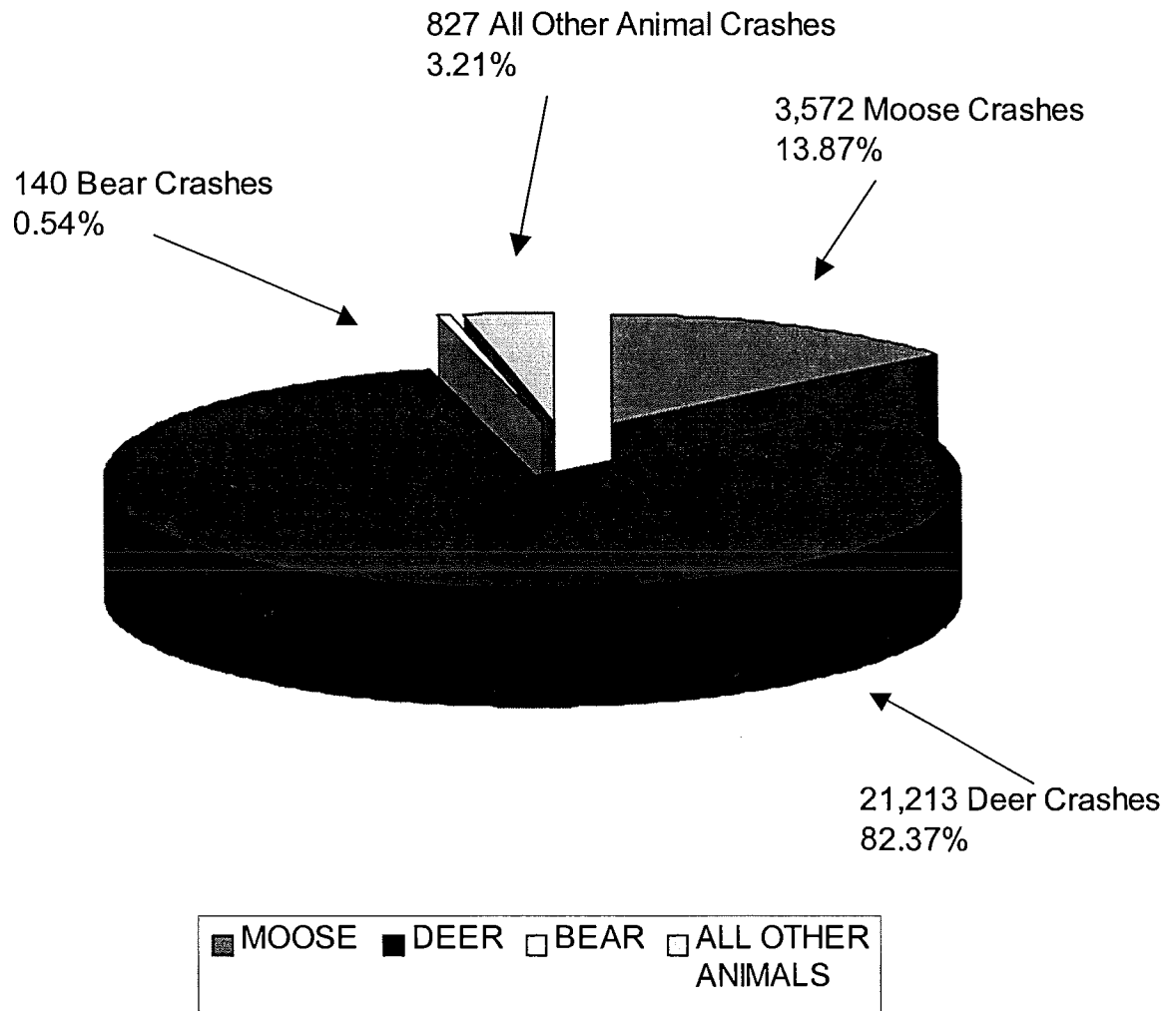
(A) = Incapacitating injury. An Incapacitating injury is any injury, other than a fatal injury, which prevents the injured person from walking, driving or normally continuing the activities the person was capable of performing before the injury occurred.

(B) = Nonincapacitating injury. A Nonincapacitating injury is any injury, other than fatal injury or an incapacitating injury, which is evident to observers at the scene of the crash in which the injury occurred.

(C) = Possible injury. A possible injury is any injury reported or claimed which is not a fatal injury, incapacitating injury or nonincapacitating injury.

(PDO) = Property Damage only. Damage is harm to property that reduces the monetary value of that property.

25,752 TOTAL MAINE HIGHWAY ANIMAL CRASHES 1997 - 2001

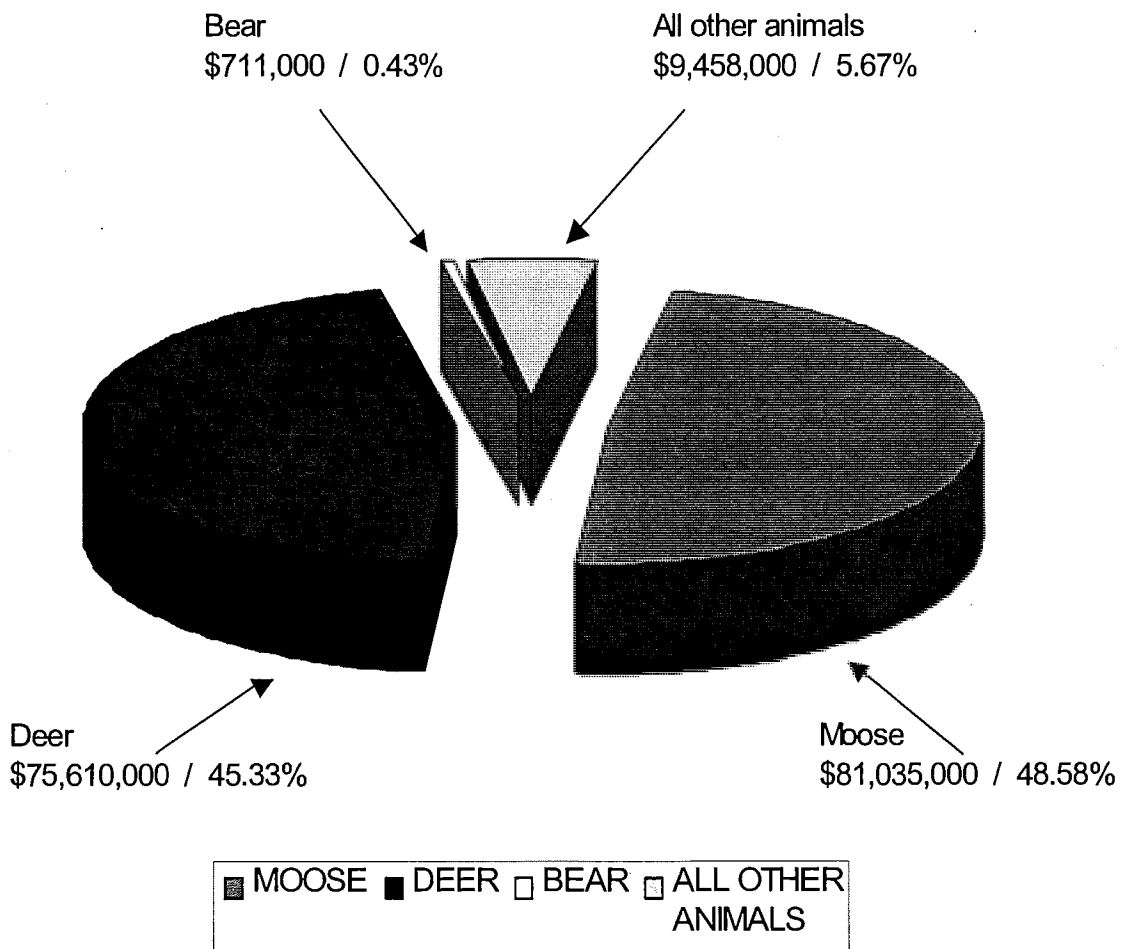


MAINE ANIMAL CRASHES

ESTIMATED ECONOMIC LOSS

\$166,814,000

1997 - 2001



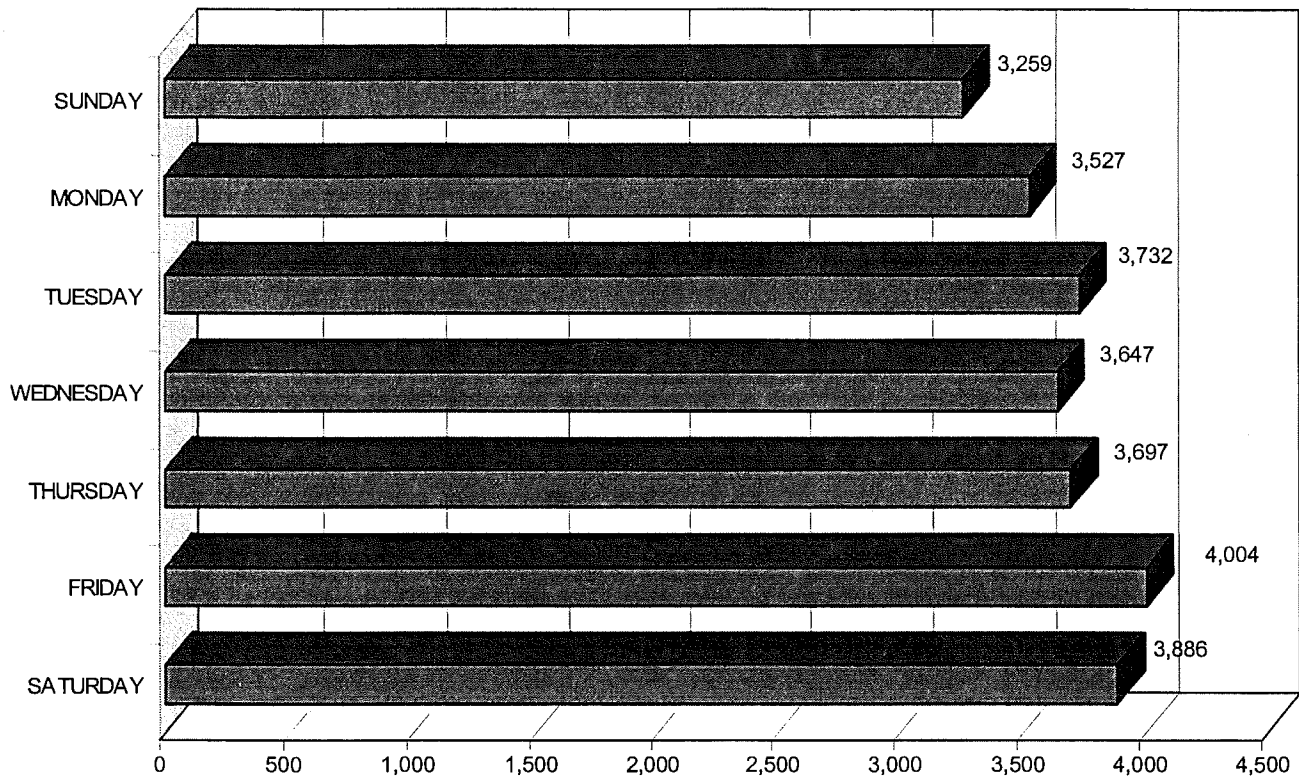
Cost estimates are based on 1994 FHWA estimates.

Death (Per Person)	\$2,600,000
Incapacitating injury (Per Person)	\$180,000
Nonincapacitating (Per Person)	\$36,000
Possible injury (Per Person)	\$19,000
Property damage only (Per Accident)	\$2,000

MAINE HIGHWAY ANIMAL CRASHES

BY DAY OF WEEK

1997 - 2001

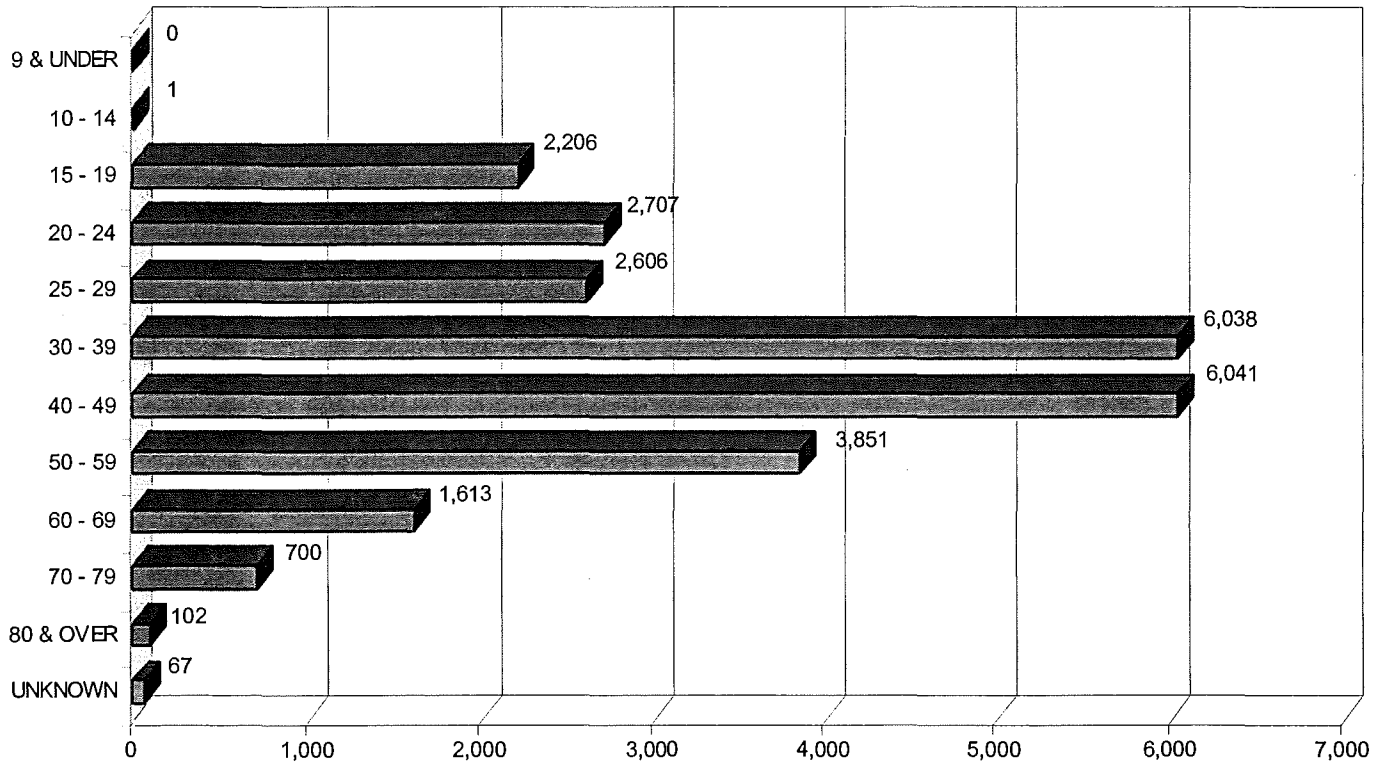


DAY OF THE WEEK	MOOSE	DEER	BEAR	ALL OTHER ANIMALS	FIVE YEAR TOTAL	PERCENT OF TOTAL
SUNDAY	444	2,675	19	121	3,259	12.66%
MONDAY	531	2,866	14	116	3,527	13.70%
TUESDAY	510	3,090	12	120	3,732	14.49%
WEDNESDAY	495	3,022	20	110	3,647	14.16%
THURSDAY	492	3,064	18	123	3,697	14.36%
FRIDAY	569	3,278	26	131	4,004	15.55%
SATURDAY	531	3,218	31	106	3,886	15.09%
FIVE YEAR TOTAL	3,572	21,213	140	827	25,752	100.00%

MAINE HIGHWAY ANIMAL CRASHES

BY AGE OF DRIVER

1997 - 2001



AGE OF DRIVER	MOOSE	DEER	BEAR	ALL OTHER ANIMALS	FIVE YEAR TOTAL	PERCENT OF TOTAL
9 & UNDER	0	0	0	0	0	0.00%
10 - 14	0	1	0	0	1	0.00%
15 - 19	242	1,849	11	104	2,206	8.51%
20 - 24	352	2,241	10	104	2,707	10.44%
25 - 29	333	2,175	12	86	2,606	10.05%
30 - 39	814	4,995	37	192	6,038	23.28%
40 - 49	859	4,976	30	176	6,041	23.30%
50 - 59	604	3,087	21	139	3,851	14.85%
60 - 69	282	1,276	15	40	1,613	6.22%
70 - 79	90	582	4	24	700	2.70%
80 & OVER	27	71	0	4	102	0.39%
UNKNOWN	14	49	1	3	67	0.26%
FIVE YEAR TOTAL	3,617	21,302	141	872	25,932	100.00%

VEHICLES INVOLVED IN MAINE HIGHWAY ANIMAL CRASHES 1997 - 2001

VEHICLE TYPE INVOLVED	MOOSE	DEER	BEAR	ALL OTHER ANIMALS	FIVE YEAR TOTAL
LIGHT VEHICLES INVOLVED IN ANIMAL CRASHES					
2-DOOR	423	3,294	18	168	3,903
4-DOOR	1,062	8,774	64	364	10,264
CONVERTIBLE	5	14	0	1	20
STATION WAGON	138	1,208	5	40	1,391
VAN/CAMPER/SUV	513	3,243	19	105	3,880
PICKUP TRUCK	987	4,314	29	124	5,454
SCHOOL BUS	3	6	0	0	9
MOTOR HOME	7	5	0	0	12
MOTORCYCLE	13	76	1	43	133
MOPED	0	0	0	0	0
MOTOR BIKE	1	2	1	0	4
BICYCLE	0	0	0	0	0
SNOWMOBILE	0	0	0	0	0
PEDESTRIAN	0	0	0	1	1
ATV	1	0	0	1	2
UNKNOWN	51	73	0	6	130
LIGHT VEHICLE TOTAL	3,204	21,009	137	853	25,203
TRUCKS					
(10) BOBTAIL	5	9	0	0	14
(20) 2ADT	44	83	0	5	132
(30) 3ASU	22	10	2	3	37
(40) 4ASU	3	5	0	0	8
(21) 2ASA	5	6	0	0	11
(22) 2ATA	9	8	0	1	18
(31) 3ASA	3	2	0	0	5
(32) 3ATA	189	100	2	5	296
(33) 3ATR	108	50	0	4	162
(42) 4ATA	0	1	0	0	1
(25) 2AT1A2ATR	6	5	0	0	11
(35) 3AT1A2ATR	8	7	0	0	15
(36) 3AT2A2ATR	2	2	0	0	4
(50) OTHER	6	3	0	1	10
(81) 2AX CM BUS	2	0	0	0	2
(82) 3AX CM BUS	0	2	0	0	2
(98) FARM/TRAC	1	0	0	0	1
HEAVY TRUCK TOTAL	413	293	4	19	729
TOTAL VEHICLES INVOLVED	3,617	21,302	141	872	25,932

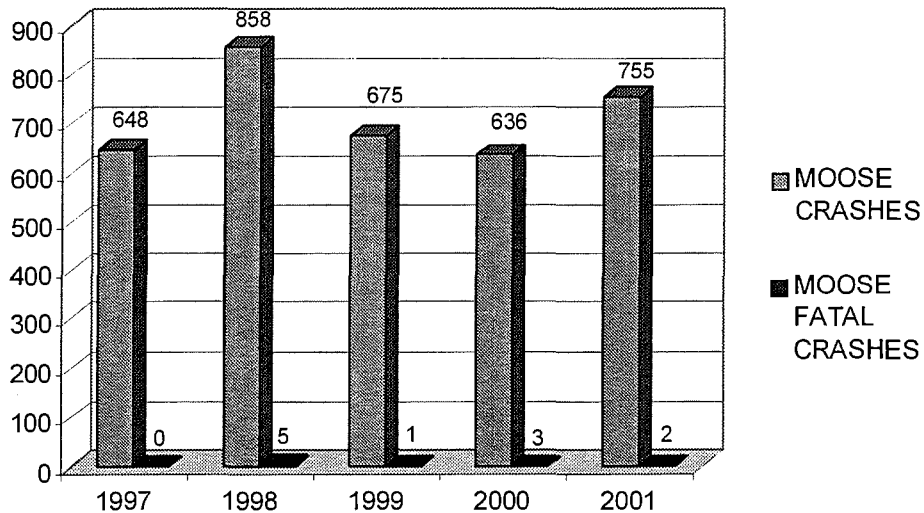
VEHICLES INVOLVED IN FATAL MAINE HIGHWAY ANIMAL CRASHES 1997 - 2001

VEHICLE TYPE INVOLVED	MOOSE	DEER	FIVE YEAR TOTAL
LIGHT VEHICLES INVOLVED IN ANIMAL CRASHES			
2-DOOR	2	0	2
4-DOOR	8	0	8
CONVERTIBLE	0	0	0
STATION WAGON	0	0	0
VAN/CAMPER/SUV	0	0	0
PICKUP TRUCK	1	0	1
SCHOOL BUS	0	0	0
MOTOR HOME	0	0	0
MOTORCYCLE	1	2	3
MOPED	0	0	0
MOTOR BIKE	0	0	0
BICYCLE	0	0	0
SNOWMOBILE	0	0	0
PEDESTRIAN	0	0	0
ATV	0	0	0
UNKNOWN	0	0	0
LIGHT VEHICLE TOTAL	12	2	14
TRUCKS			
(10) BOBTAIL	0	0	0
(20) 2ADT	0	0	0
(30) 3ASU	0	0	0
(40) 4ASU	0	0	0
(21) 2ASA	0	0	0
(22) 2ATA	0	0	0
(31) 3ASA	0	0	0
(32) 3ATA	0	0	0
(33) 3ATR	0	0	0
(42) 4ATA	0	0	0
(25) 2AT1A2ATR	0	0	0
(35) 3AT1A2ATR	0	0	0
(36) 3AT2A2ATR	0	0	0
(50) OTHER	0	0	0
(81) 2AX CM BUS	0	0	0
(82) 3AX CM BUS	0	0	0
(98) FARM/TRAC	0	0	0
HEAVY TRUCK TOTAL	0	0	0
TOTAL VEHICLES INVOLVED	12	2	14

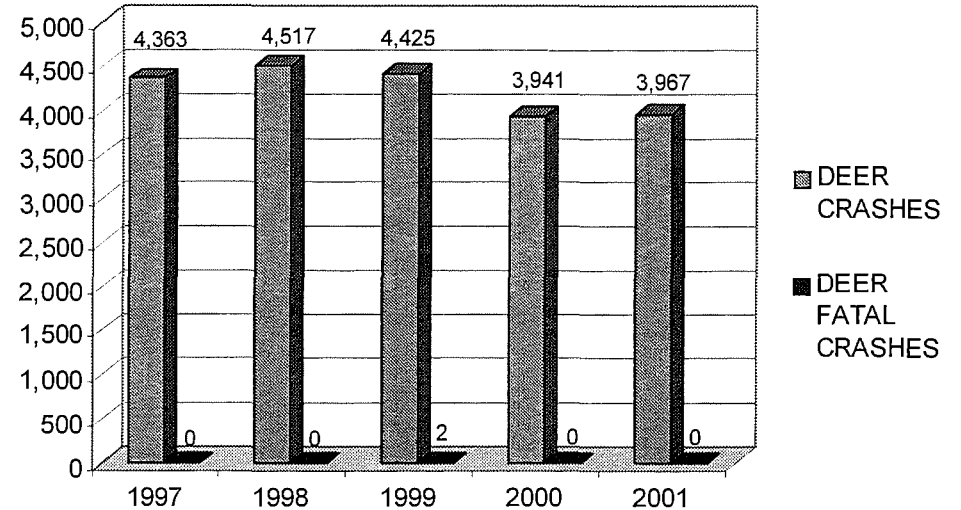
MAINE FATAL CRASHES INVOLVING ANIMALS 1997 - 2001

YEAR	MOOSE	MOOSE FATAL CRASHES	DEER	DEER FATAL CRASHES	BEAR	BEAR FATAL CRASHES	ALL OTHER ANIMALS	ALL OTHER ANIMAL FATAL CRASHES	TOTAL	TOTAL FATAL ANIMAL CRASHES
1997	648	0	4,363	0	30	0	169	0	5,210	0
1998	858	5	4,517	0	30	0	201	0	5,606	5
1999	675	1	4,425	2	29	0	188	0	5,317	3
2000	636	3	3,941	0	29	0	105	0	4,711	3
2001	755	2	3,967	0	22	0	164	0	4,908	2
TOTAL	3,572	11	21,213	2	140	0	827	0	25,752	13

MOOSE CRASHES



DEER CRASHES



MAINE HIGHWAY ANIMAL CRASHES

BY MONTH

1997 - 2001

MONTH	MOOSE	DEER	BEAR	ALL OTHER ANIMALS	TOTAL
JANUARY	83	1,143	0	66	1,292
FEBRUARY	27	812	0	50	889
MARCH	51	1,076	1	50	1,178
APRIL	120	1,396	2	75	1,593
MAY	595	1,294	18	82	1,989
JUNE	713	1,672	18	74	2,477
JULY	477	1,213	23	79	1,792
AUGUST	356	830	24	69	1,279
SEPTEMBER	431	1,324	17	66	1,838
OCTOBER	359	2,692	20	71	3,142
NOVEMBER	191	5,007	16	81	5,295
DECEMBER	169	2,754	1	64	2,988
TOTAL	3,572	21,213	140	827	25,752

MAINE HIGHWAY ANIMAL CRASHES

BY TIME OF DAY

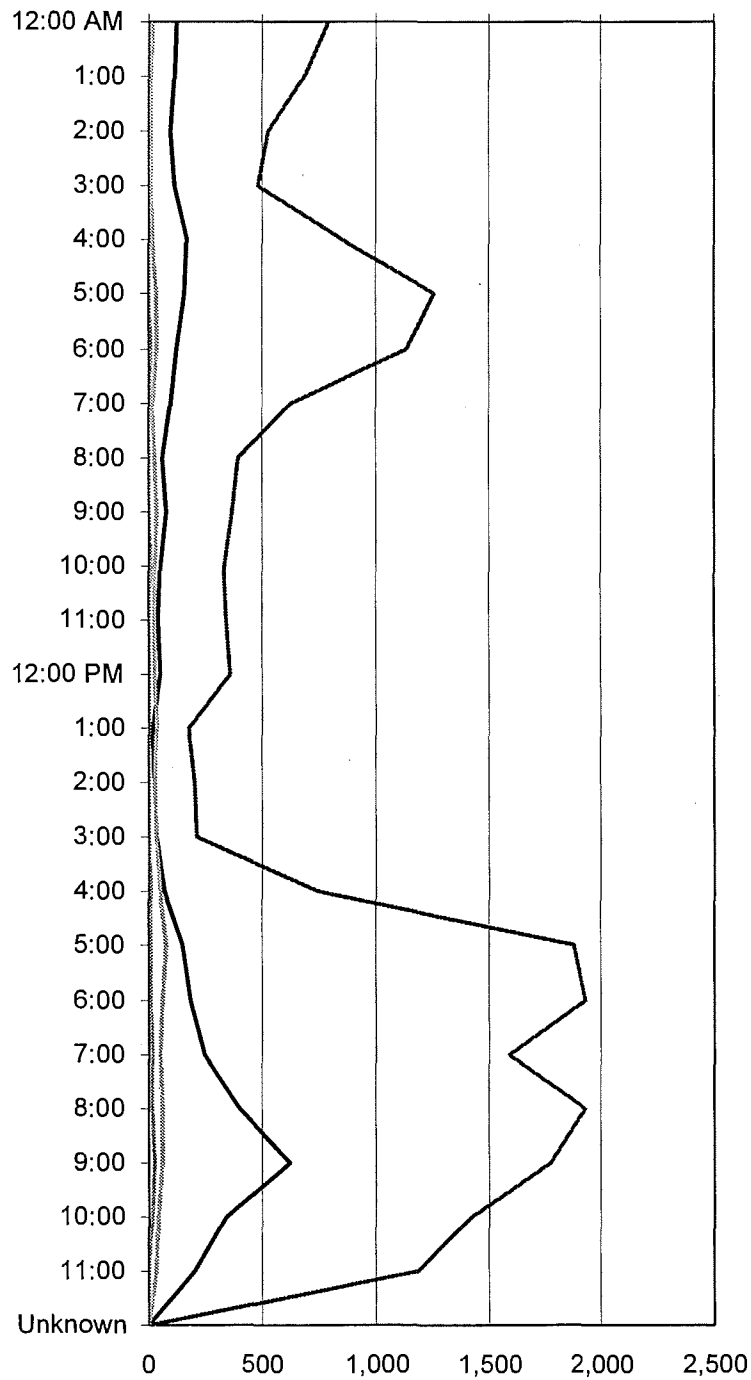
1997 - 2001

TIME	MOOSE	DEER	BEAR	ALL OTHER ANIMALS	TOTAL
12:00 AM	119	796	2	22	939
1:00	111	688	2	11	812
2:00	101	529	1	12	643
3:00	116	488	0	8	612
4:00	163	852	1	19	1,035
5:00	155	1,255	1	36	1,447
6:00	125	1,137	5	36	1,303
7:00	96	624	3	18	741
8:00	63	400	3	26	492
9:00	76	369	3	31	479
10:00	53	338	7	24	422
11:00	41	341	4	28	414
12:00 PM	55	364	3	30	452
1:00	21	175	2	31	229
2:00	28	199	1	23	251
3:00	37	214	2	31	284
4:00	71	752	6	52	881
5:00	147	1,871	10	76	2,104
6:00	183	1,930	10	63	2,186
7:00	244	1,588	15	50	1,897
8:00	403	1,928	14	62	2,407
9:00	625	1,770	26	62	2,483
10:00	339	1,420	17	45	1,821
11:00	200	1,185	2	31	1,418
Unknown	0	0	0	0	0
TOTALS	3,572	21,213	140	827	25,752

MAINE HIGHWAY ANIMAL CRASHES

BY TIME OF DAY

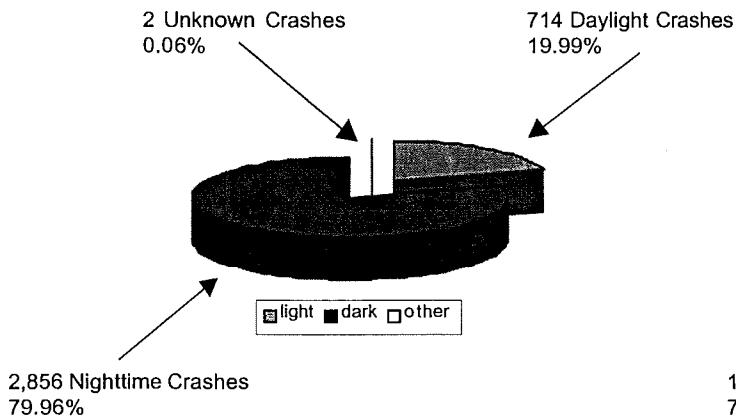
1997 - 2001



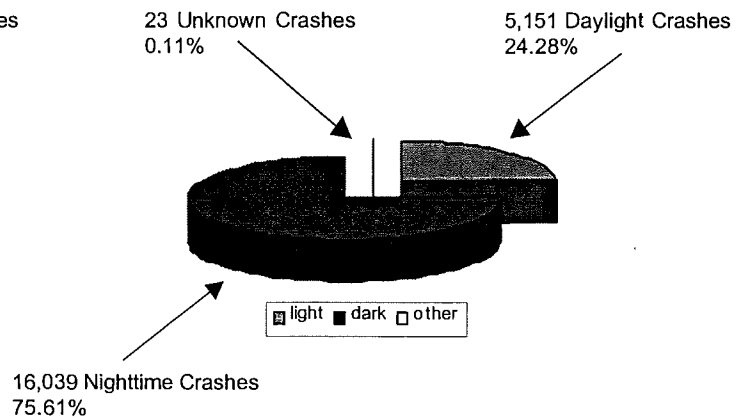
Moose — Deer — Bear — All Other Animals —

MAINE ANIMAL CRASHES BY LIGHT CONDITION 1997 - 2001

MOOSE CRASHES
1997 - 2001

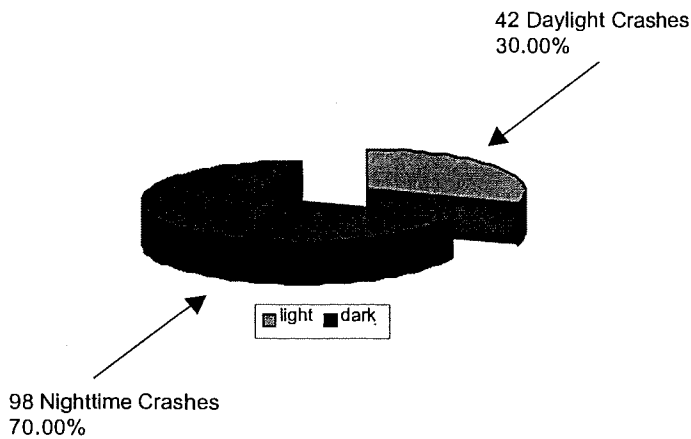


DEER CRASHES
1997 - 2001

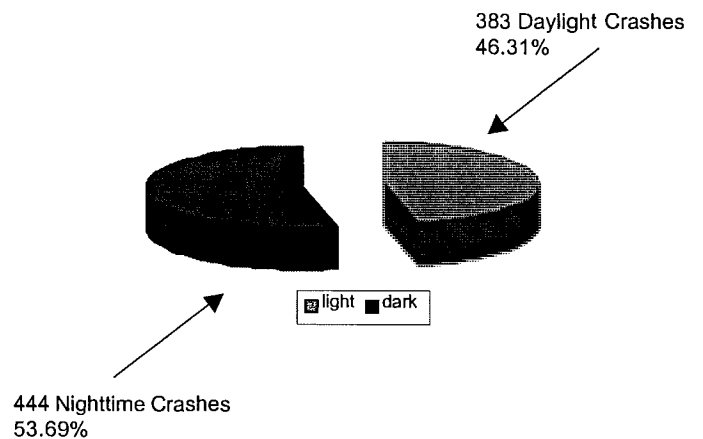


Light Conditions	Moose		Deer		Bear		All Other Animals	
Daylight	714	0	5,151	0	42	0	383	0
Nighttime	2,856	1	16,039	1	98	1	444	1
Unknown	2	0	23	0	0	0	0	0
Totals	3,572	1	21,213	1	140	1	827	1

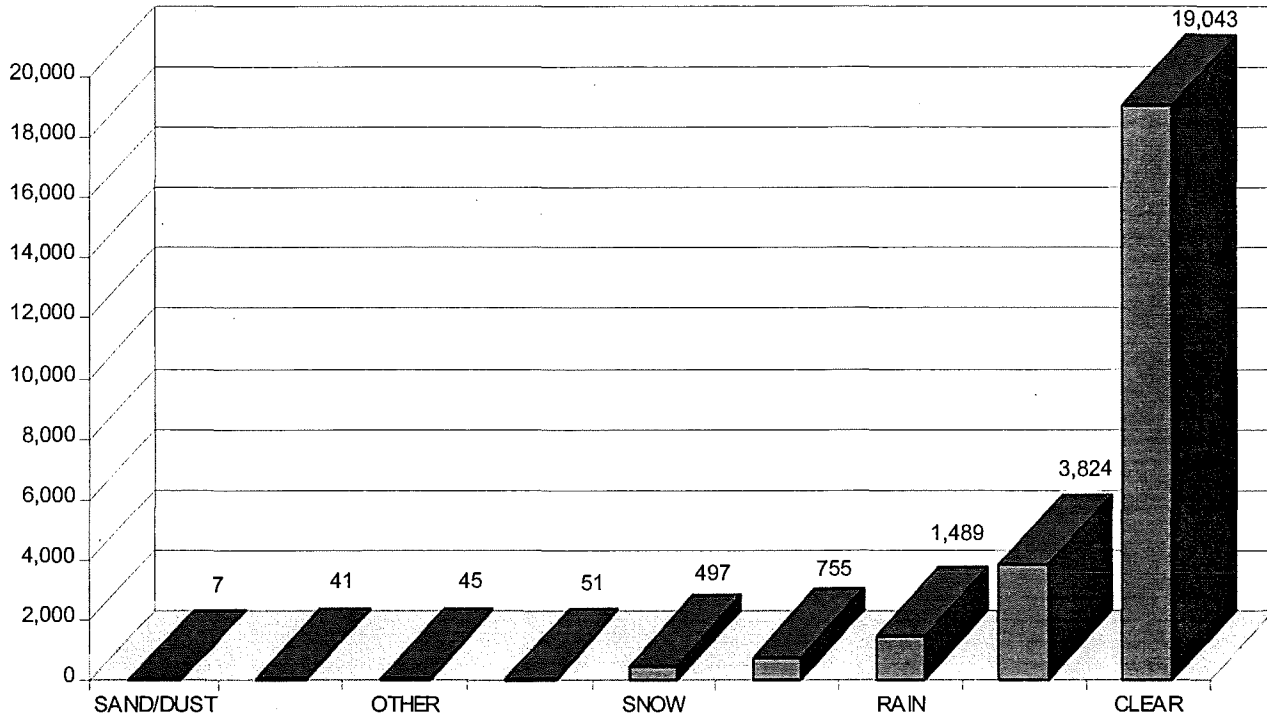
BEAR CRASHES
1997 - 2001



ALL OTHER ANIMAL CRASHES
1997 - 2001

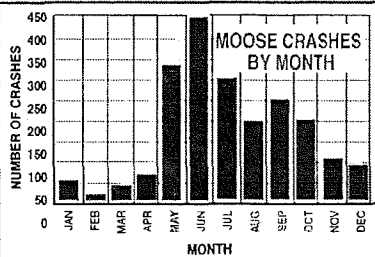


MAINE ANIMAL CRASHES BY WEATHER CONDITION 1997 - 2001

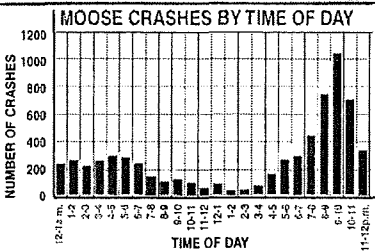


WEATHER CONDITIONS	MOOSE	DEER	BEAR	ALL OTHER ANIMALS	FIVE YEAR TOTAL
SAND/DUST	0	6	0	1	7
CROSS WINDS	3	36	0	2	41
OTHER	4	40	0	1	45
SLEET/HAIL	2	49	0	0	51
SNOW	72	408	1	16	497
FOG/SMOG	122	610	3	20	755
RAIN	228	1,206	16	39	1,489
CLOUDY	504	3,198	19	103	3,824
CLEAR	2,637	15,660	101	645	19,043
TOTAL	3,572	21,213	140	827	25,752

DRIVING TIPS THAT COULD SAVE YOUR LIFE



Moose crashes are most common from May through October.



The number of moose crashes peaks between 7pm and midnight. The high number of crashes from midnight to 6am, when traffic is very light, indicates this is also a dangerous time for moose crashes.

The key to safe driving is to stay alert and pay attention. The SHIP process provides these steps to avoid crashes.

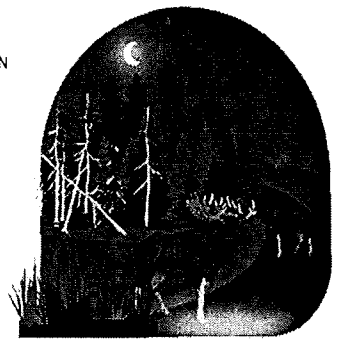
Search the roadway and off-road areas 20-30 seconds ahead.
Identify objects that may enter your path of travel well in advance.
Predict actions or changes in the roadway that may increase crash risk.
Decide how to minimize collision risk.
Execute your decision.

CRASH RATES ARE RISING


Crashes involving animals in Maine have nearly doubled over the past 10 years. Crashes with moose can occur anywhere in Maine—even urban areas. With their dark brown color, moose are very difficult to see at night. A crash with a moose results in:
• A one in four chance of injury.
• An average of 3 fatalities per year.

SOME DRIVING TIPS TO HELP KEEP YOU FROM BEING A STATISTIC

- Reduce speed when it is dark.
- Make sure you can see well ahead.
- Always have everyone buckle up.
- Use high beam headlights when appropriate.
- Do not overdrive your headlights.



MAINE MOOSE CRASHES 1999-2001



MAP LEGEND

- SINGLE CRASH location
- TWO CRASHES (same location)
- THREE CRASHES (same location)
- FOUR CRASHES (same location)
- FIVE CRASHES (same location)
- TURNPIKE/INTERSTATE
- MAJOR HIGHWAYS
- NOTE: NOT ALL PUBLIC ROADS SHOWN

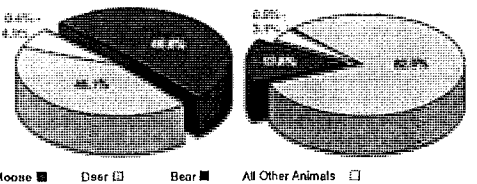
ANIMAL VEHICLE CRASH FACTS IN MAINE 1999-2001

	MOOSE	OTHER ANIMALS
NUMBER OF CRASHES	2,068	12,872
NO. OF CRASHES WITH HUMAN INJURIES OR FATALITIES	4,940	568
NUMBER OF HUMAN FATALITIES	8	2
NUMBER OF HUMAN INJURIES	583	647
ESTIMATED ECONOMIC IMPACT	\$48,589,000	\$52,489,000
ESTIMATED IMPACT PER CRASH	\$23,500	\$4,600

MAINE CRASHES INVOLVING ANIMALS (1999-2001)

Estimated Economic Impact
\$101,042,000

Number of Crashes
14,940 Animal Crashes



During night driving, fog and rain, the recognition reaction time is increased, also, road surface (wet, icy) conditions and topographic features (hills) extend stopping distances.



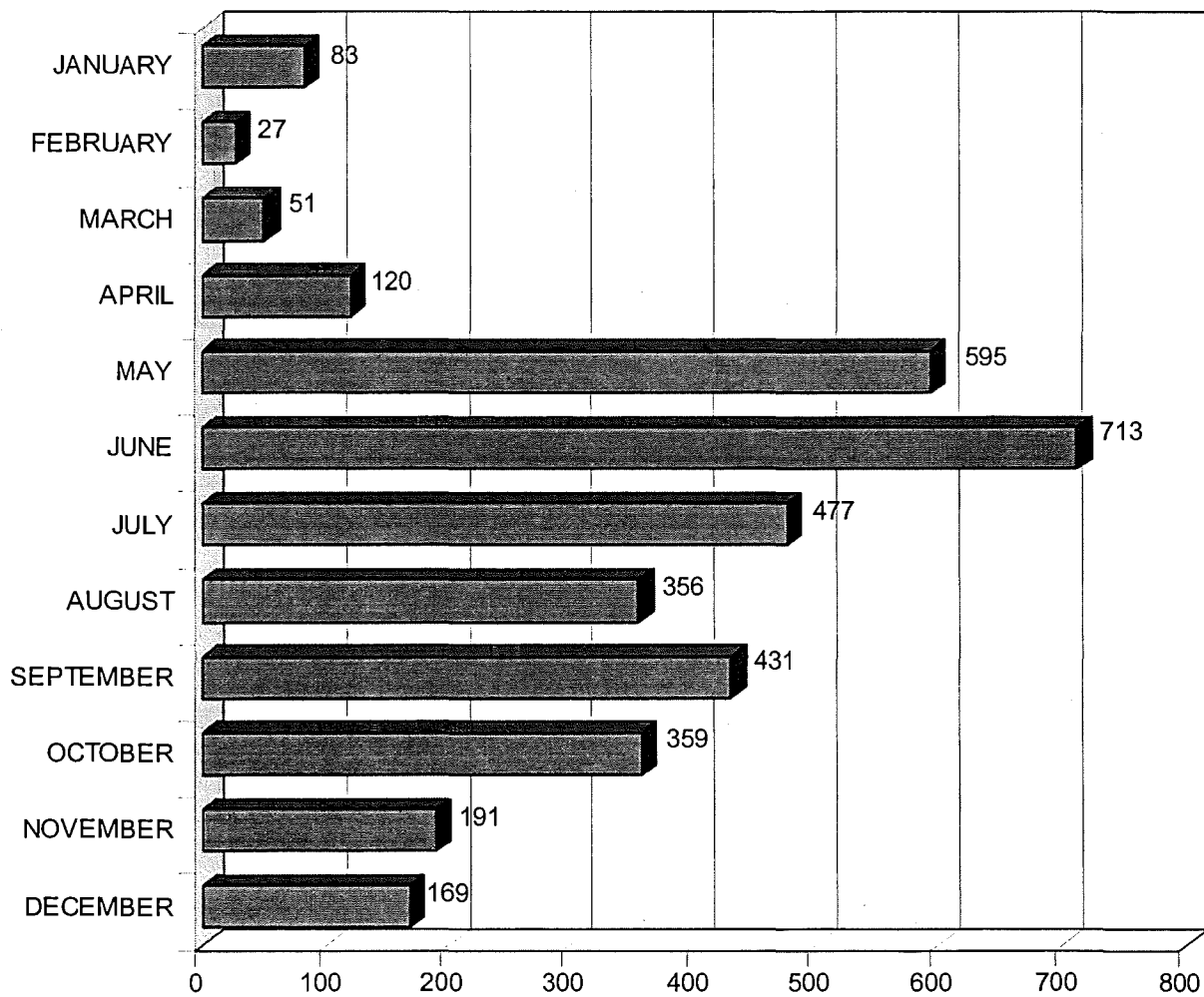
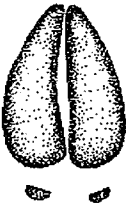
THE FOLLOWING MAINE STATE AGENCIES SUPPORTED THE PRODUCTION OF THIS MAP
DEPARTMENT OF TRANSPORTATION
DEPARTMENT OF INLAND FISHERIES & WILDLIFE
OFFICE OF SECRETARY OF STATE
DEPARTMENT OF PUBLIC SAFETY
MAINE TURNPIKE AUTHORITY

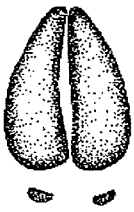
If you have questions or comments please contact us at:
www.state.ma.us/mdot/planning/safety/safety1.htm

MAINE MOOSE CRASHES

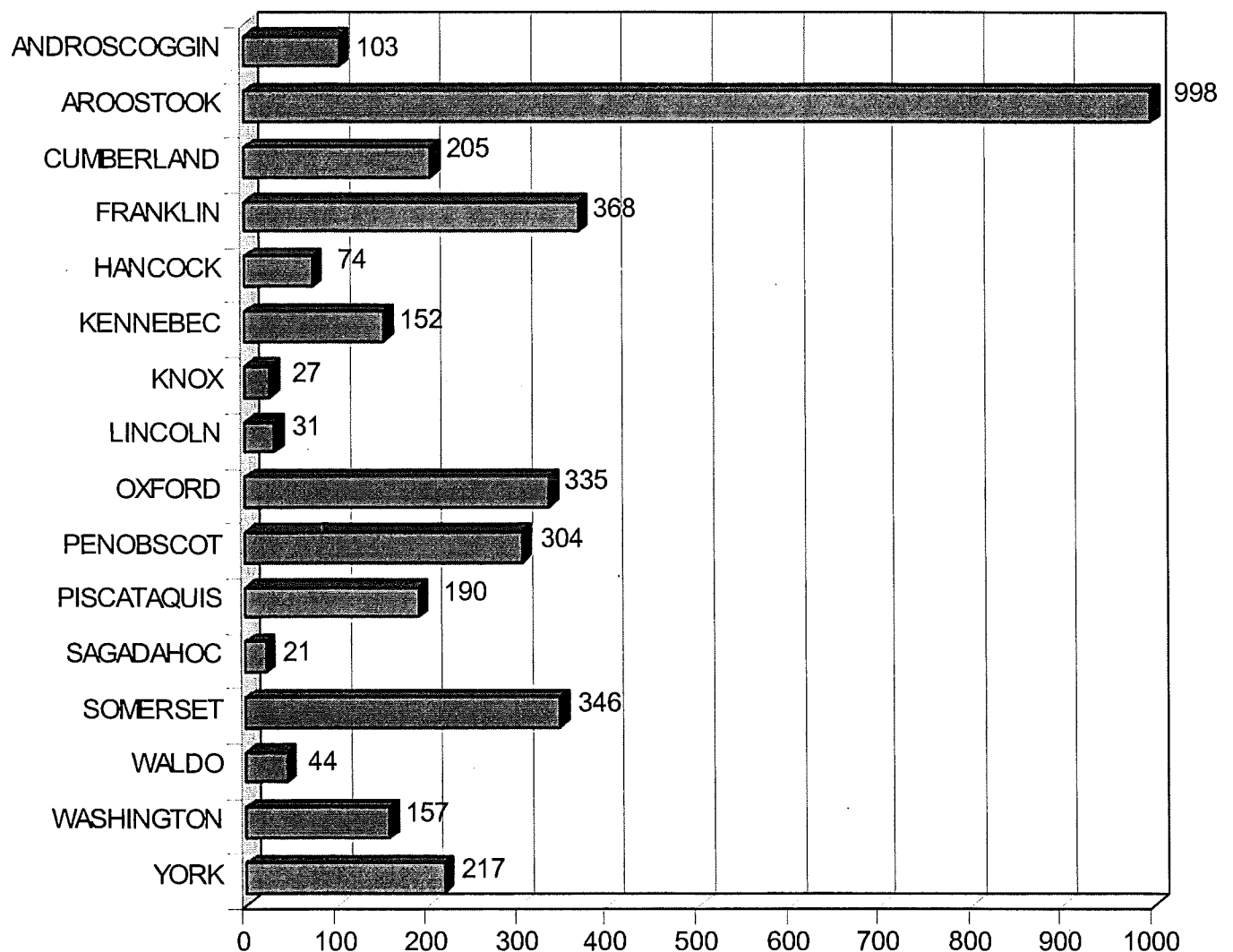
BY MONTH

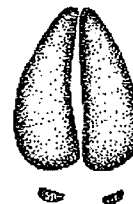
1997 - 2001



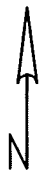


MAINE MOOSE CRASHES By COUNTY 1997 - 2001



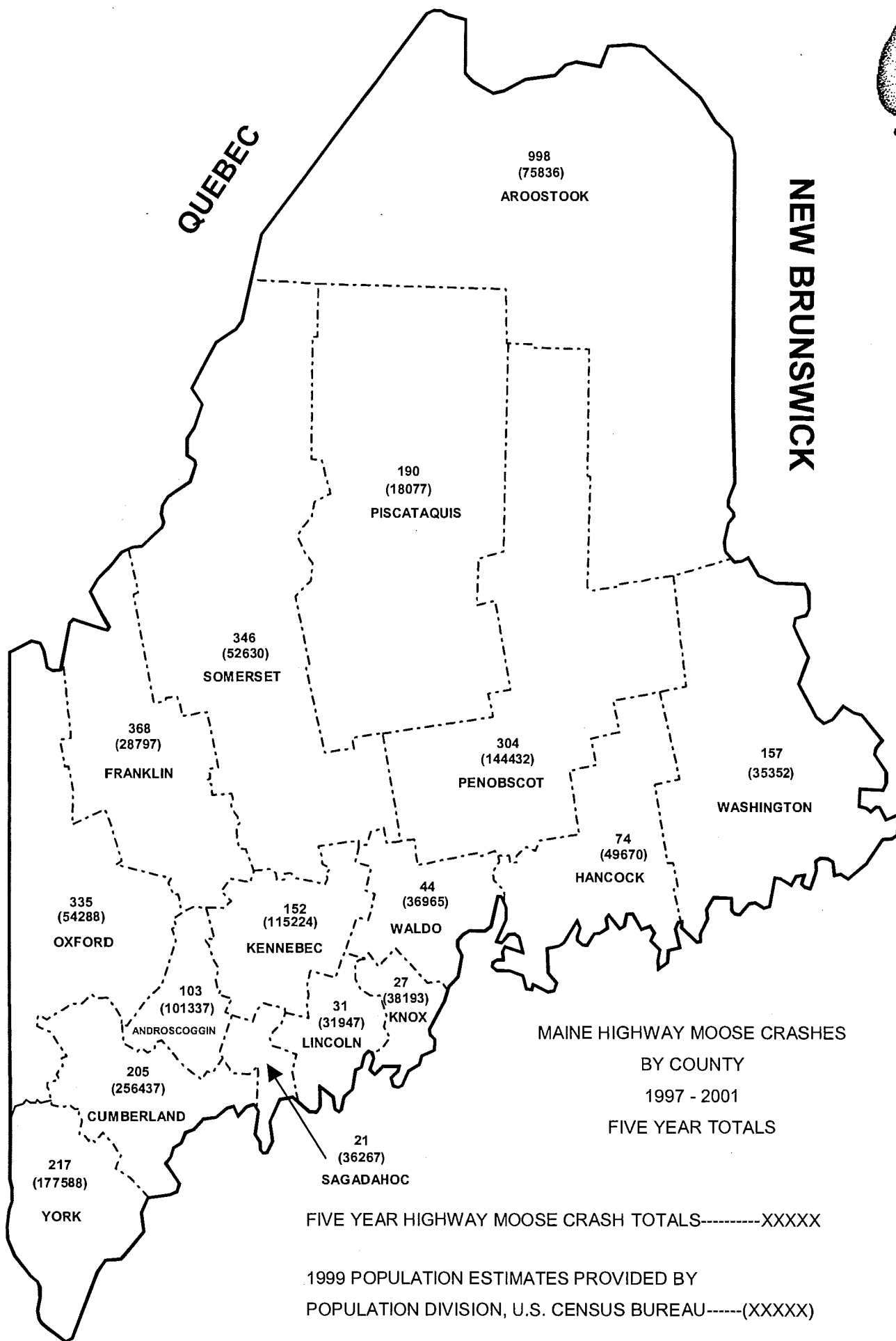


NEW HAMPSHIRE

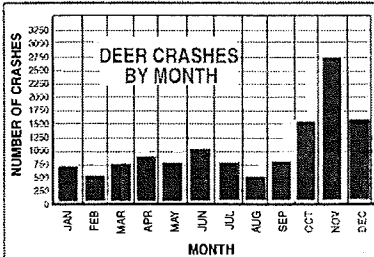


QUEBEC

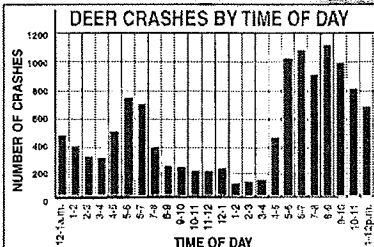
NEW BRUNSWICK



DRIVING TIPS THAT COULD SAVE YOUR LIFE



Deer crashes are most common from October through December



The number of deer crashes peaks between 5pm and midnight. The high number of crashes from midnight to 8am, when traffic is very light, indicates this also is a dangerous time for deer crashes.

The key to safe driving is to stay alert and pay attention. The SIPDE process provides these steps to avoid crashes.


Search the roadway and off-road areas 20-30 seconds ahead. Identify objects that may enter your path of travel well in advance. Predict actions or changes in the roadway that may increase crash risk. Decide how to minimize collision risk. Execute your decision.

CRASH RATES ARE RISING

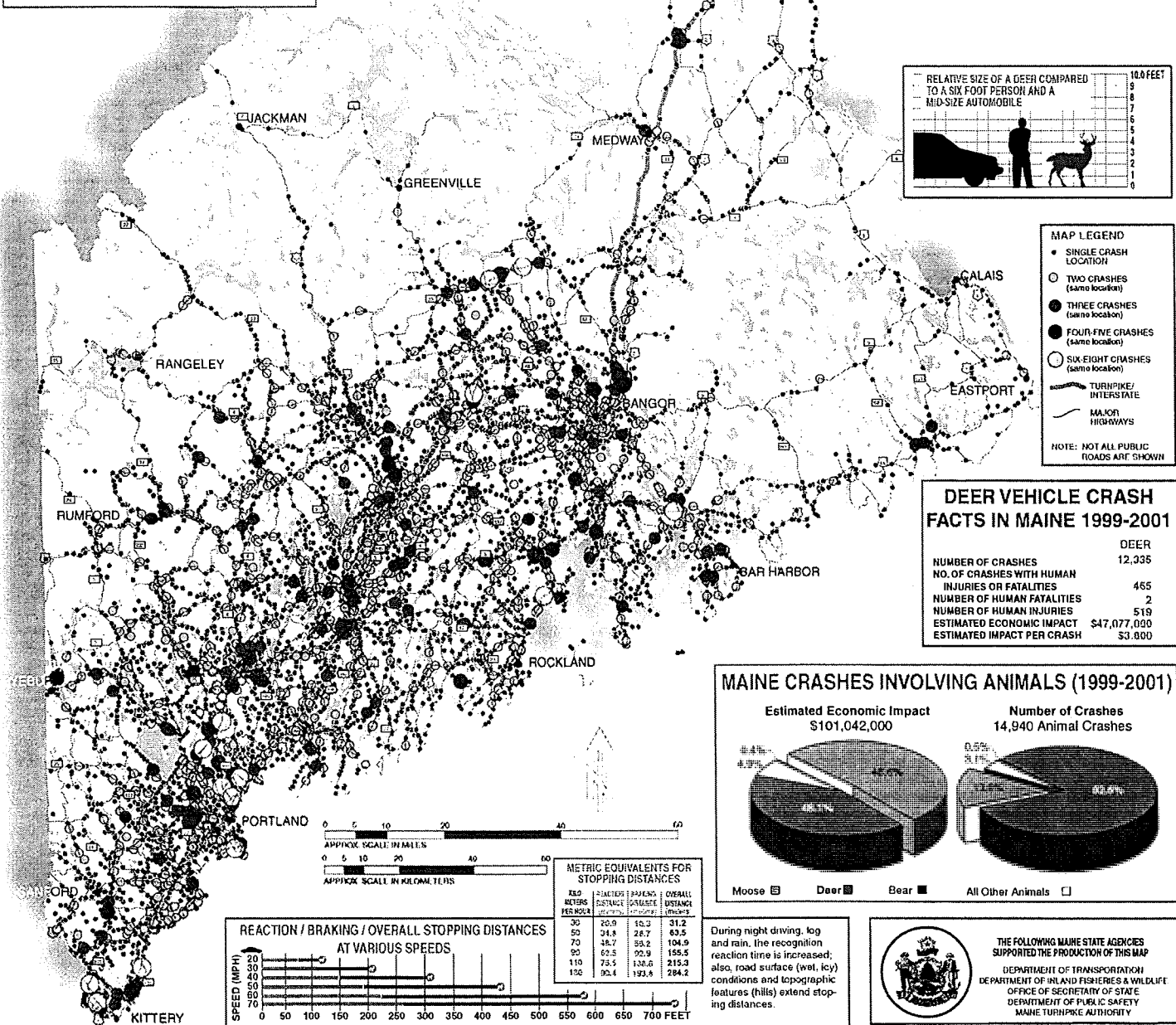
Crashes involving animals in Maine have nearly doubled over the past 10 years. Crashes with deer can occur anywhere in Maine—even urban areas. An average of 35 deer crashes are reported daily. Many of these crashes result in vehicle occupant injury or fatality.

SOME DRIVING TIPS TO HELP KEEP YOU FROM BEING A STATISTIC

- Make sure you can see an adequate distance ahead.
- If you see one deer cross the road, watch out for others.
- Always have everyone buckle up.
- Reduce speed, especially when dark.
- Do not overdrive your headlights.
- Use high beam headlights when appropriate.



MAINE DEER CRASHES 1999-2001



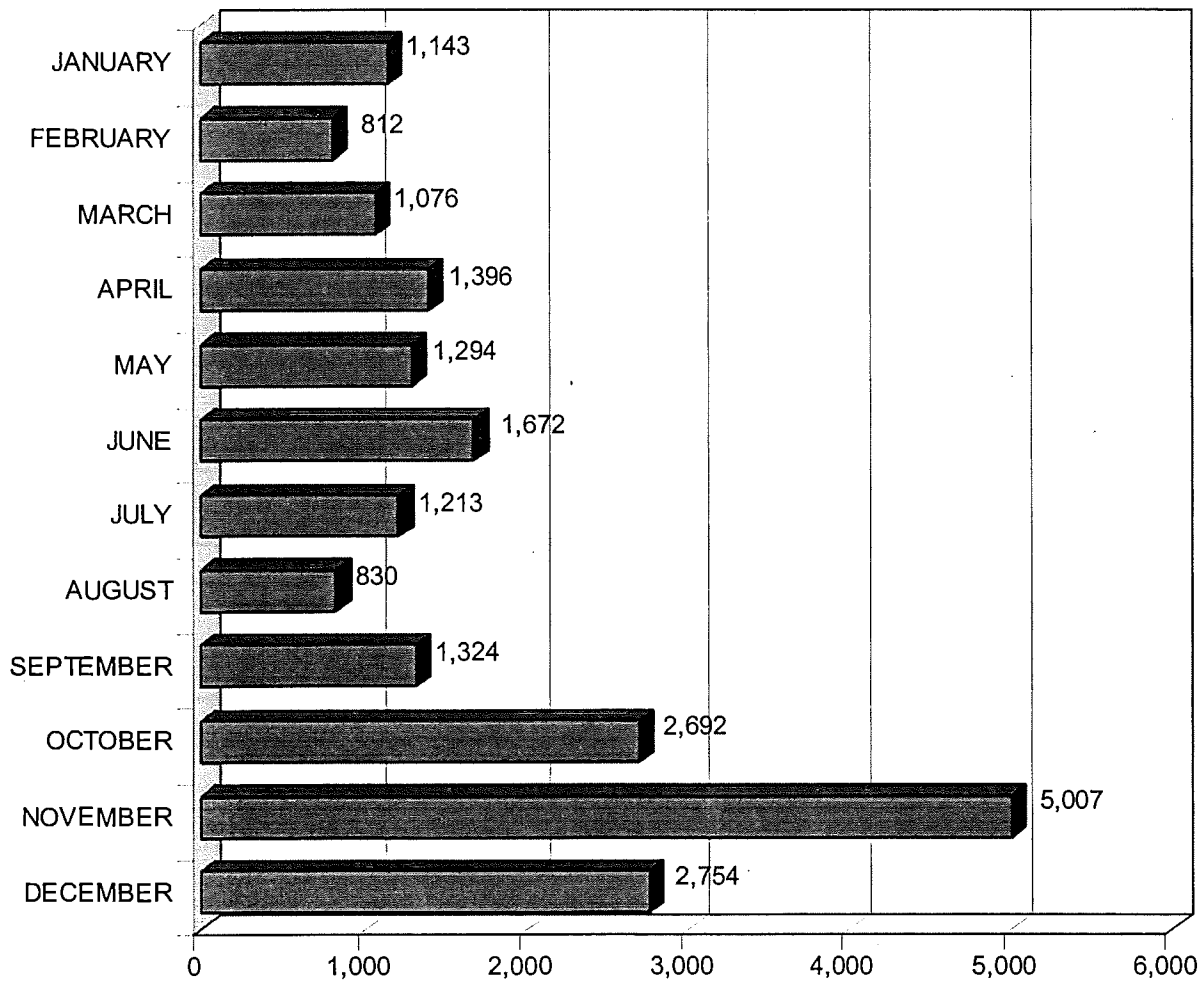
THE FOLLOWING MAINE STATE AGENCIES SUPPORTED THE PRODUCTION OF THIS MAP

DEPARTMENT OF TRANSPORTATION
DEPARTMENT OF INLAND FISHERIES & WILDLIFE
OFFICE OF SECRETARY OF STATE
DEPARTMENT OF PUBLIC SAFETY
MAINE TURNPIKE AUTHORITY

If you have questions or comments please contact us at:
www.state.me.us/mdot/planning/safety/safety1.htm

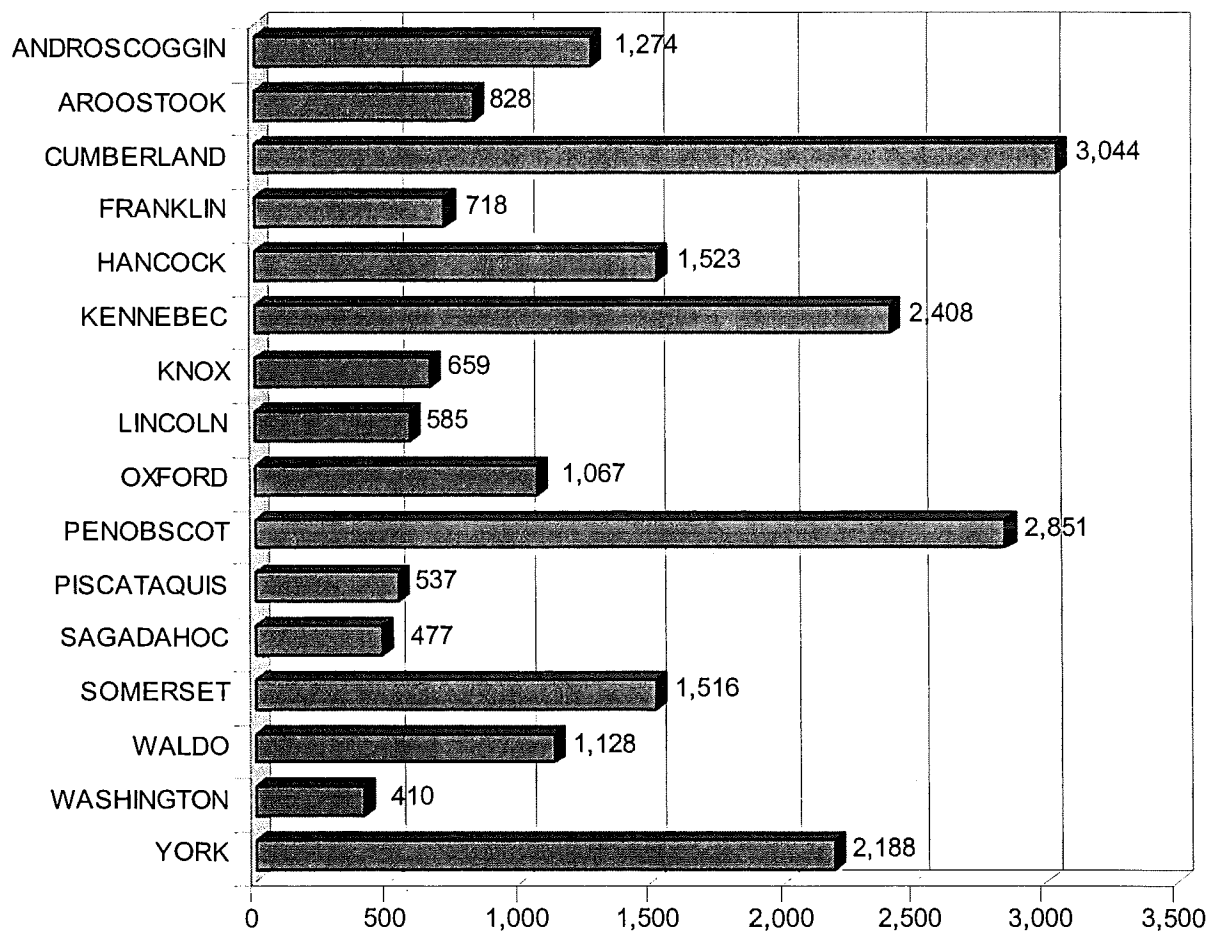


MAINE DEER CRASHES BY MONTH 1997 - 2001





MAINE DEER CRASHES By COUNTY 1997 - 2001

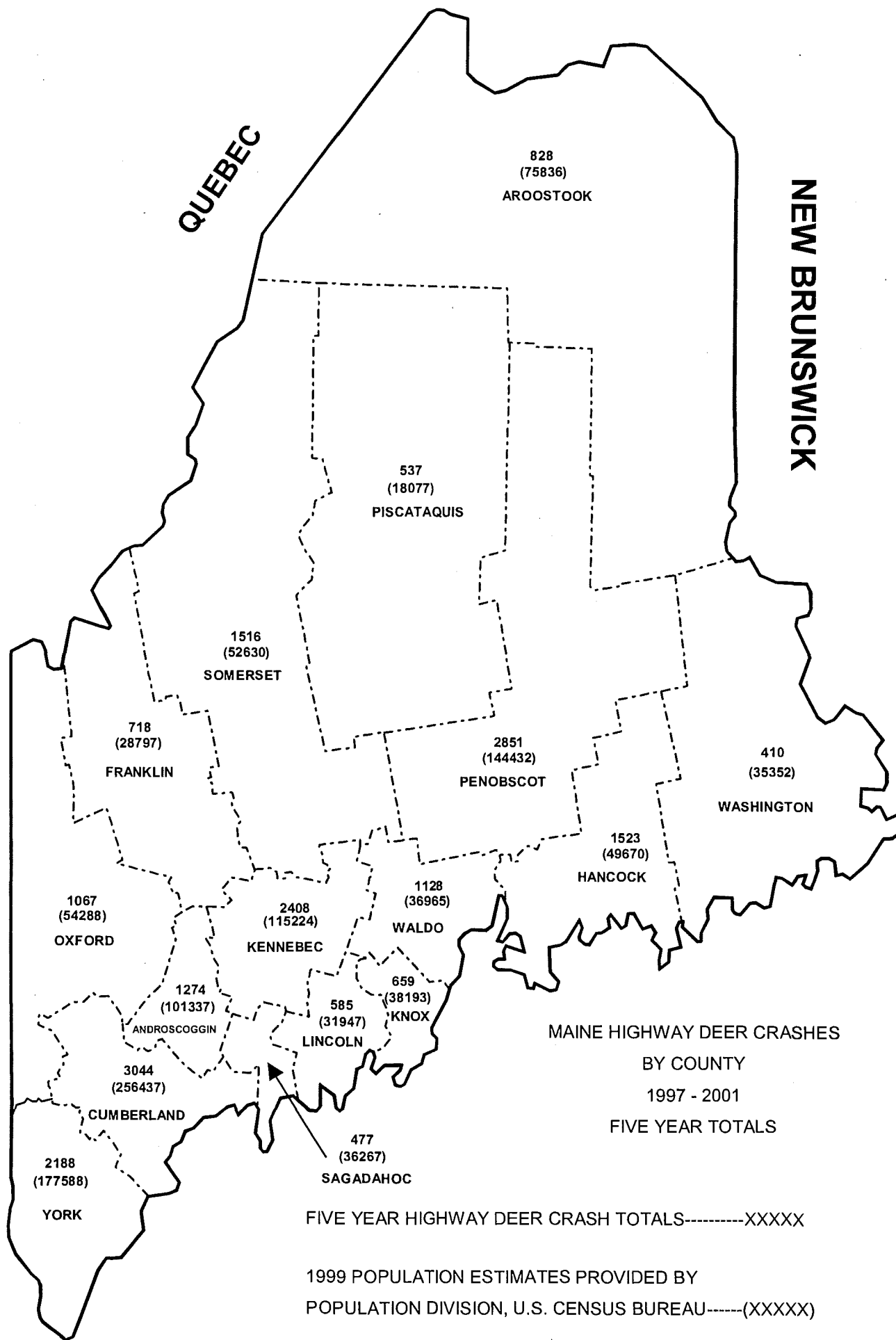






NEW HAMPSHIRE



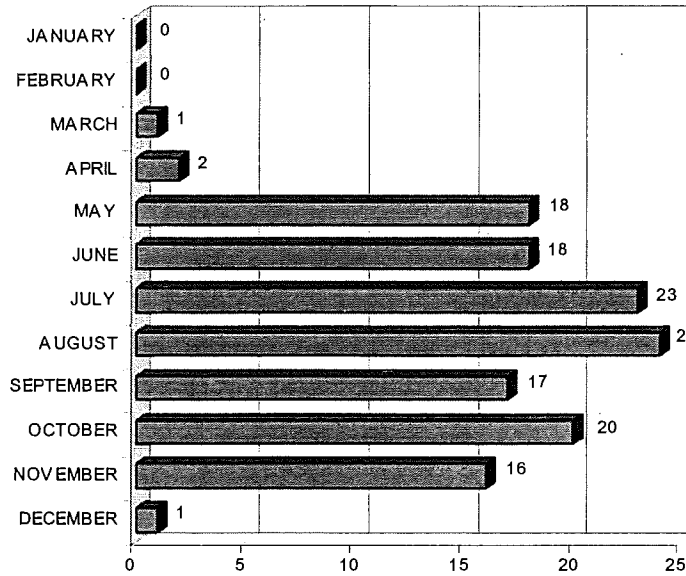
QUEBEC

NEW BRUNSWICK

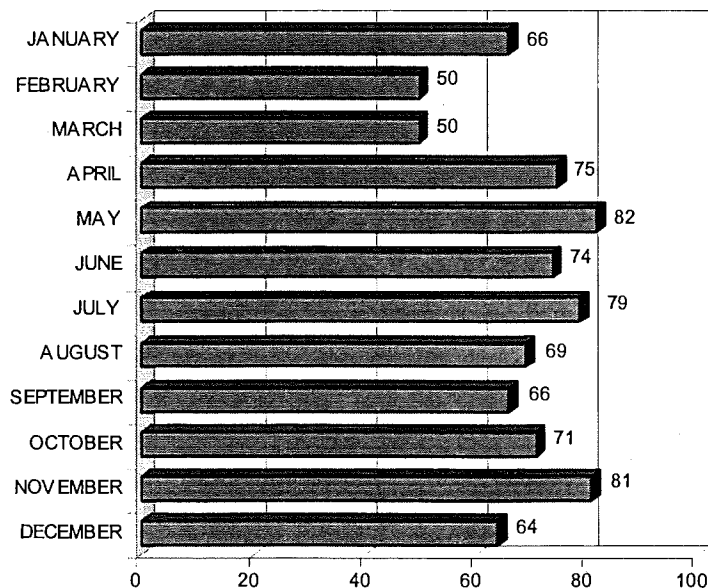




MAINE BEAR CRASHES BY MONTH 1997 - 2001

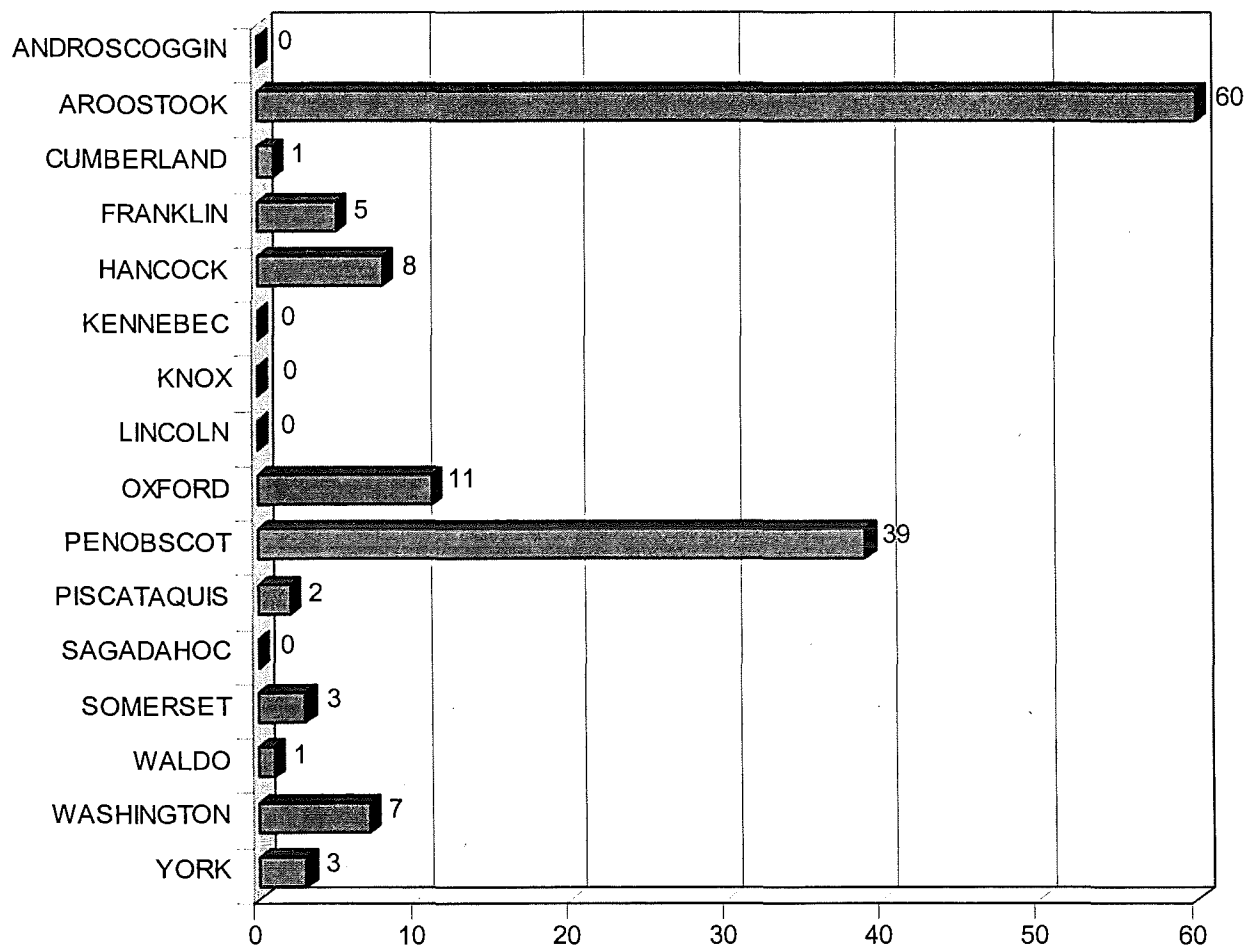


MAINE ALL OTHER ANIMAL CRASHES BY MONTH 1997 - 2001



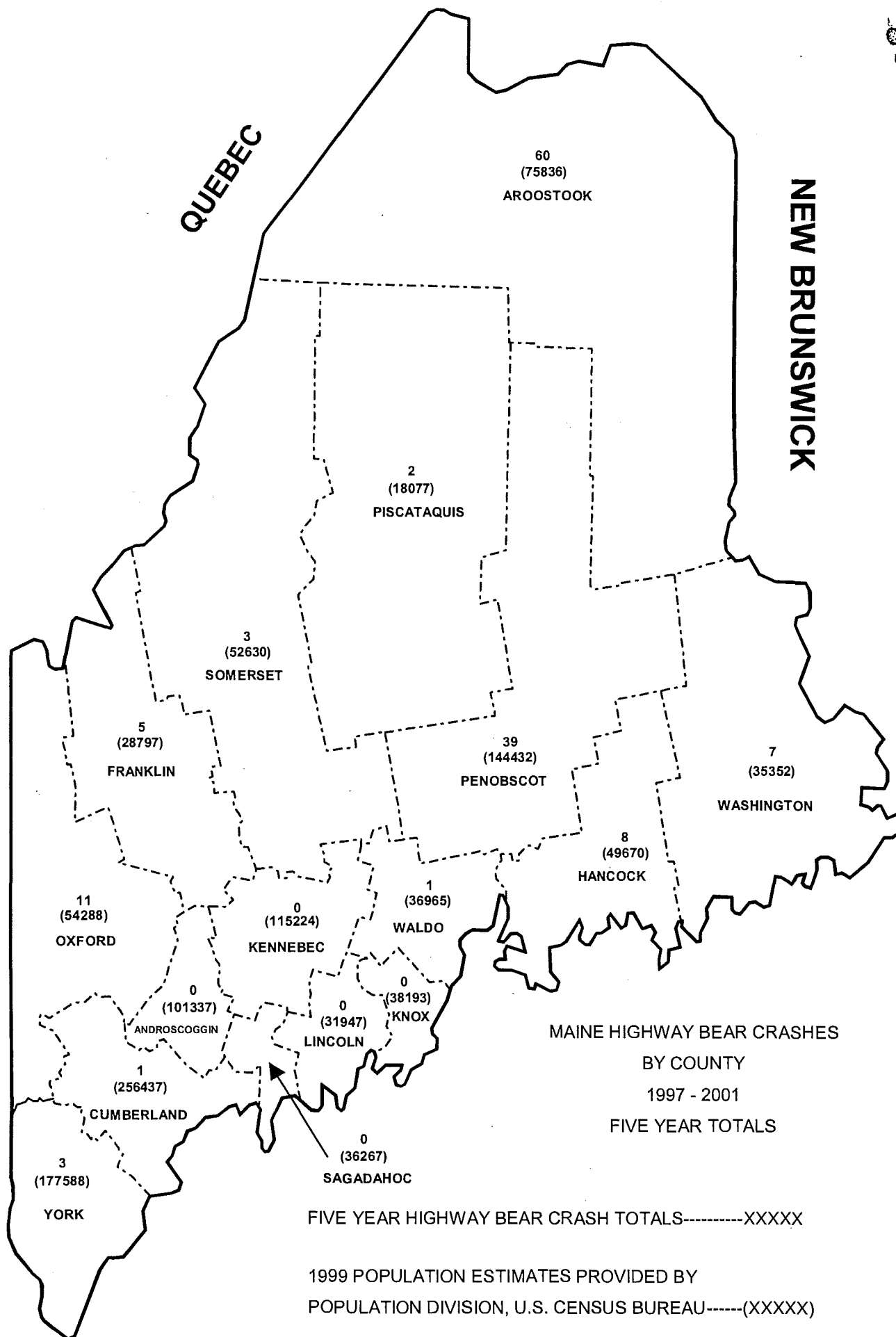



MAINE BEAR CRASHES By COUNTY 1997 - 2001



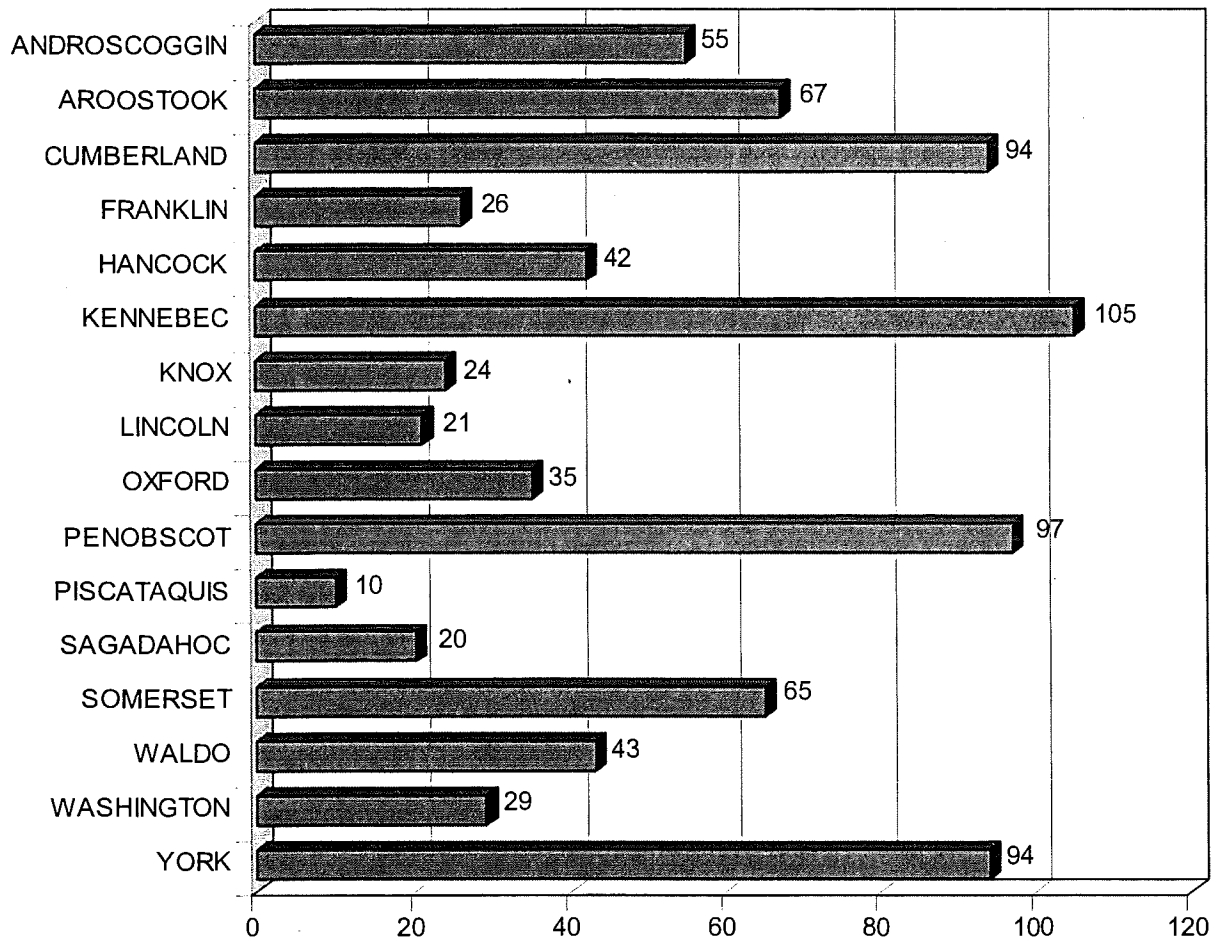


NEW HAMPSHIRE

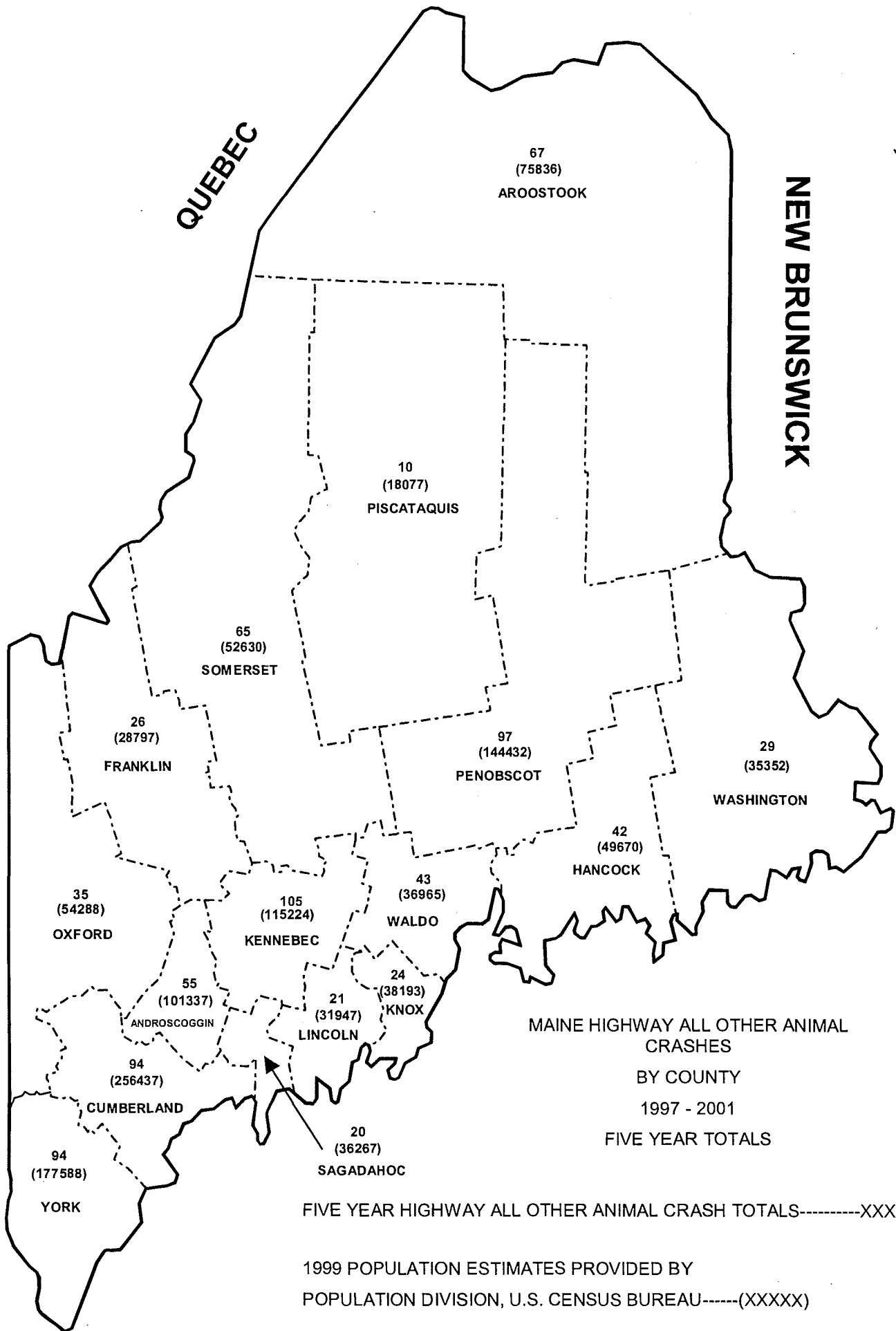






















MAINE ALL OTHER ANIMAL CRASHES By COUNTY 1997 - 2001



NEW HAMPSHIRE



APPENDIX

VEHICLE CODE	AXLE CONFIGURATION	DESCRIPTION
10		TRUCK TRACTOR ONLY (BOB TAIL)
20		2 AXLE SINGLE UNIT WITH DUAL TIRES
21		2 AXLE TRACTOR WITH SINGLE AXLE SEMI
22		2 AXLE TRACTOR WITH TANDEM AXLE SEMI
25		2 AXLE TRACTOR WITH SINGLE AXLE SEMI AND 2 AXLE TRAILER
30		3 AXLE SINGLE UNIT
31		3 AXLE TRACTOR WITH SINGLE AXLE SEMI
32		3 AXLE TRACTOR WITH TANDEM AXLE SEMI
33		3 AXLE TRACTOR WITH TRIDEM AXLE SEMI
35		3 AXLE TRACTOR WITH SINGLE AXLE SEMI AND 2 AXLE TRAILER
36		3 AXLE TRACTOR WITH TANDEM AXLE SEMI AND 2 AXLE TRAILER
37		5 AXLE SEMI; SPLIT TRAILER TANDEM
38		6 AXLE SEMI; SPLIT TRAILER TANDEM WITH CENTER AXLE
39		6 AXLE; STANDARD TRAILER TANDEM WITH CENTER AXLE
40		4 AXLE SINGLE UNIT
42		4 AXLE TRACTOR WITH TANDEM AXLE SEMI
50	ANY OTHER AXLE CONFIGURATION	ANY TRUCK NOT DESCRIBED ABOVE
81		2 AXLE BUS
82		3 AXLE BUS