

MAINE STATE LEGISLATURE

The following document is provided by the
LAW AND LEGISLATIVE DIGITAL LIBRARY
at the Maine State Law and Legislative Reference Library
<http://legislature.maine.gov/lawlib>



Reproduced from scanned originals with text recognition applied
(searchable text may contain some errors and/or omissions)

Report Of Timber Mill Survey

Conducted Summer and Fall of 2000

by

Maine Department of Agriculture Food and Rural Resources
Division of Quality Assurance and Regulation



Table of Contents

1.	IntroductionPage 1
2.	Overview of FindingsPage 1
3.	Tally Sheet FindingsPage 1
4.	Trip Ticket FindingsPage 2
5.	Measurement VerificationsPage 2
6.	ExpendituresPage 2
7.	SummaryPage 3
8.	ChartsPage 4-7

INTRODUCTION

The following report is submitted in accordance with H.P. 1751 - L.D. 2457, resolve to require the State Sealer to conduct spot checks at timber mills. The resolve appropriated \$10,000 to fund the formation of a pilot project. This project was intended to facilitate conducting additional spot checks at wood mills and to sample the accuracy of record keeping and measurement in wood transactions.

OVERVIEW

A total of 74 wood establishments were visited while conducting this project. During the inspection of those establishments, 563 checks were conducted to determine compliance for the gathering and recording of required information on tally sheets and trip tickets. Each check involved the inspection of both a scale tally sheet and a corresponding trip ticket.

Of the 563 inspections conducted, 308 (55%), of the sets of documents were found to be in 100% compliance, that is, they contained no errors at all on either the tally sheet or the trip ticket.

- 255, (45%) of the sets of documents were found to be missing some piece of information.
- 86, (15%) of the sets of documents were missing information on the trip ticket only.
- 20, (4%) did not have a trip ticket.
- 82 (15%) were missing information on only the tally sheet.
- 67 (12%) were missing information of some kind on both the tally sheet and the trip ticket.

The missing information breaks down as follows. Figures given are the percentages of documents missing the required piece of information shown.

TALLY SHEETS

- System of measurement used, 18%
- Signature and license number of wood scaler, 14%. *(It should be noted that the majority contained one or the other, but not both, allowing the scaler to still be identified.)*
- Parties to the transaction identified, 4%. *(Again usually some, but not all parties were identified.)*
- Scaling dimensions 4%.
- Culls measured and reason for culling shown 2%.
- Gross scale and deductions 2%.
- Wood properly identified 1%.
- Date of measure 1%

System of measurement, scaling dimensions, culls and gross scale with defect are measurement related and could affect the ability to verify proper scale. 25% of the tally sheets checked were missing one or more of these items.

Trip Tickets

- Destination, both town and business 13%. *(The majority contained one or the other but not both, usually the name of the mill.)*
- Driver's signature 12%.
- Harvest notification number 5%. *(Trip tickets missing numbers for wood from out-of-state or wood harvested from a house lot were not counted as violations as the law does not require them.)*
- Cutting crews Identified 4%
- Landowner's name 3%.
- Hauler identified 2%.
- Contractor identified 1%.
- Town of origin 1%.
- Date hauled 1%.
- 4% off the checks were missing the trip ticket.

Wood Measurement Verifications

A total of 7 wood measurement check scales were performed to test for scaling accuracy. All scale totals were found to be within the +/- 4% tolerance. All errors were a result of overscale and were in the seller's favor. No violations were noted.

Expenditure Breakdown

Expenditures of the \$10,000 appropriated for this project breakdown as follows.

- 4 field inspectors with a total combined time of 346.25 hours @ \$25/ hour equals \$8656.25.
- Total combined mileage traveled for 4 inspectors 7281 miles @ \$0.35/ mile equals \$2548.35
- Administrative time used to compile data and generate a report accounted for 31 hours @ \$25/ hour equals \$775.00.

Inspection Hours:	\$8656.25
Mileage:	2548.35
Administrative	<u>775.00</u>
Total	\$11,979.60

Summary

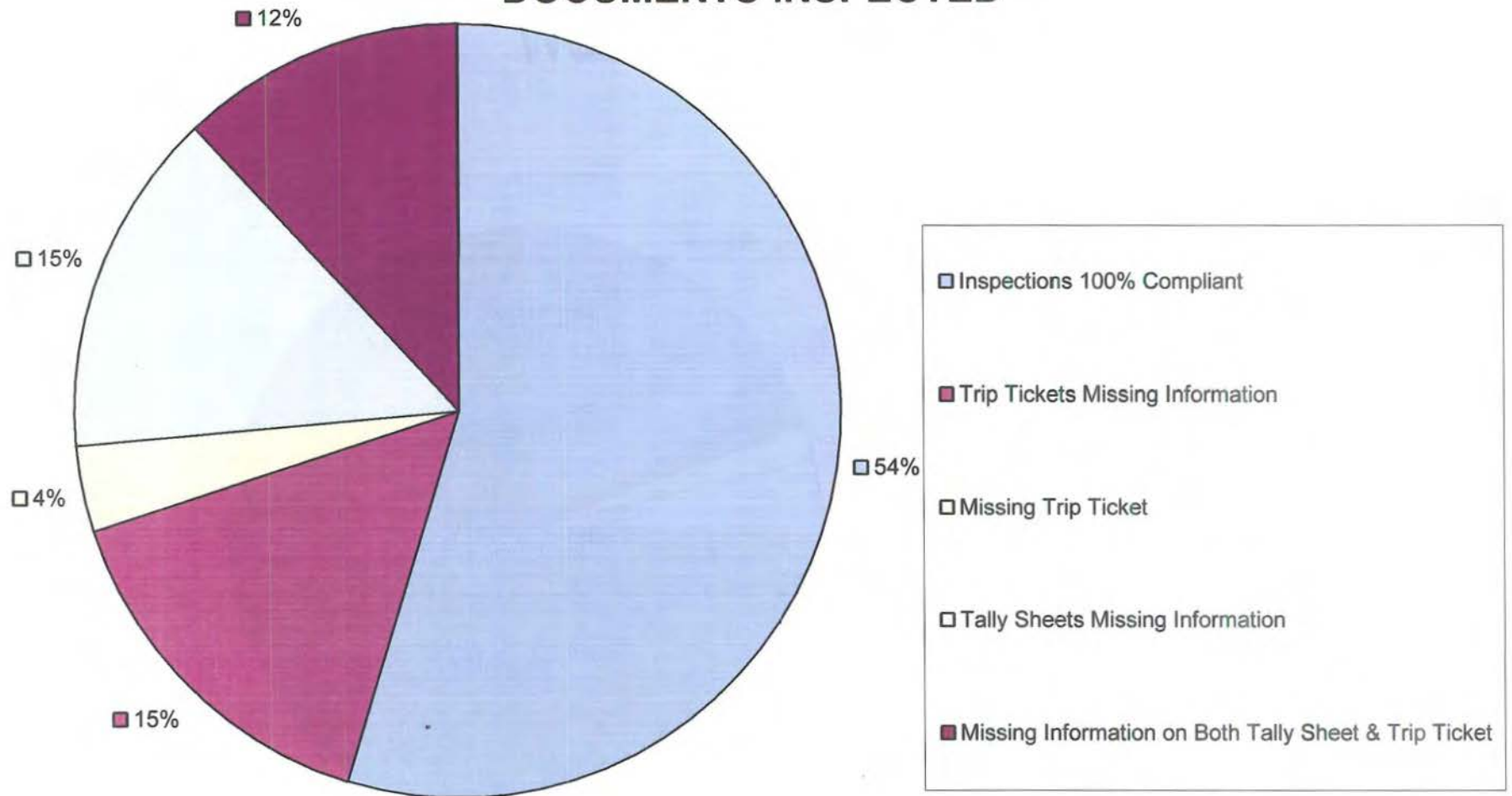
Overall, we were pleased with the outcome of the survey and believe the results show a high level of compliance with the Wood Measurement Rules and the Trip Ticket Legislation.

Scaling practices and the actual measurement of wood was excellent and no problems were found in this area.

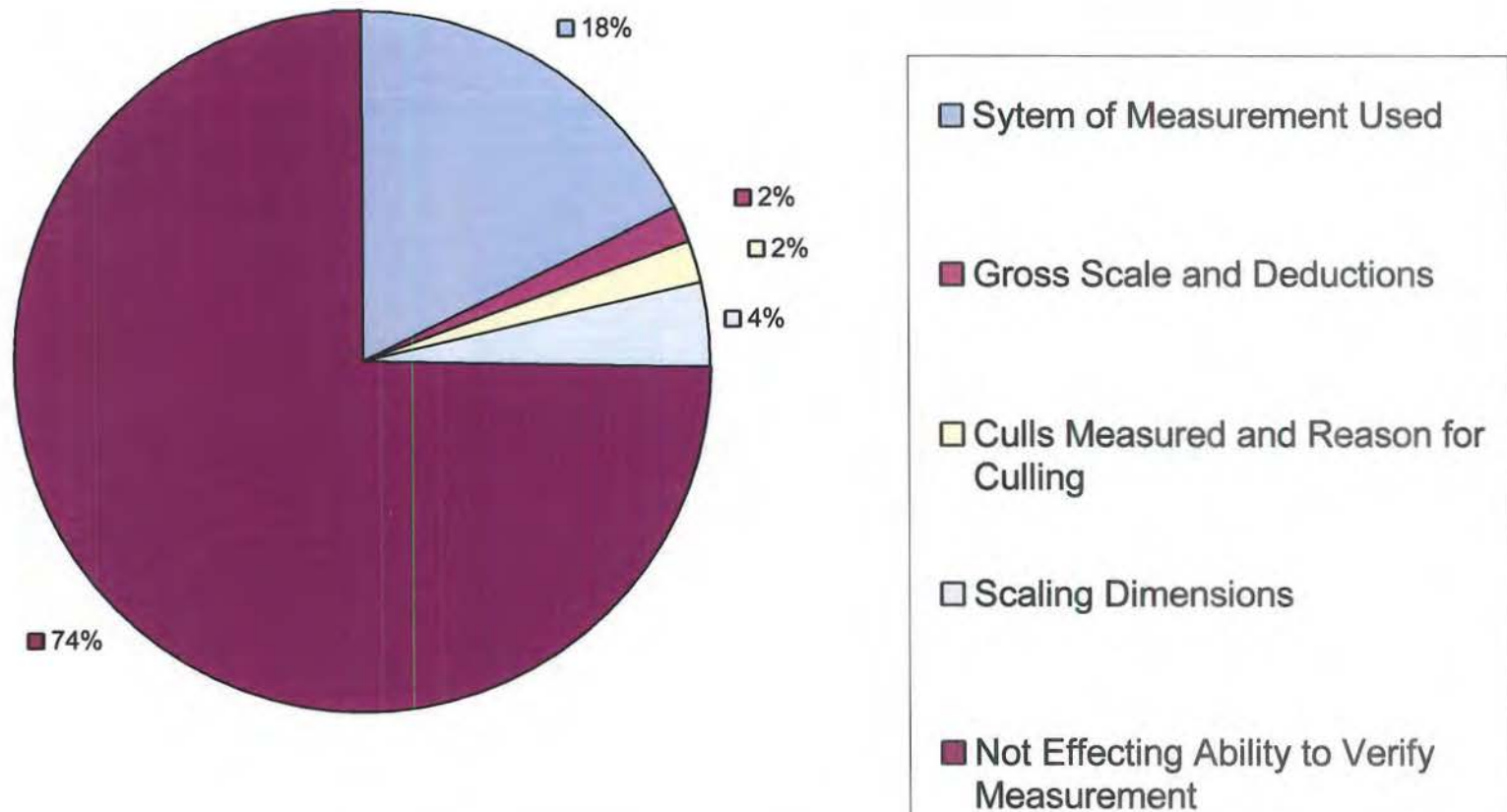
Proper record keeping was found to be the weakest area of the system. The majority of the violations found were minor omissions of entries (missing signatures, missing dates, etc.) or incomplete information, (such as completing subsequent entries on a form that requires two or more entries). However, we did find that some of these errors and omissions would effect the ability of our inspection staff to verify the measurement of the wood.

The division of Quality Assurance & Regulations intends to conduct follow up inspections of the establishments that were not in 100% compliance and continue to educate wood scalers in the importance of keeping complete and accurate records.

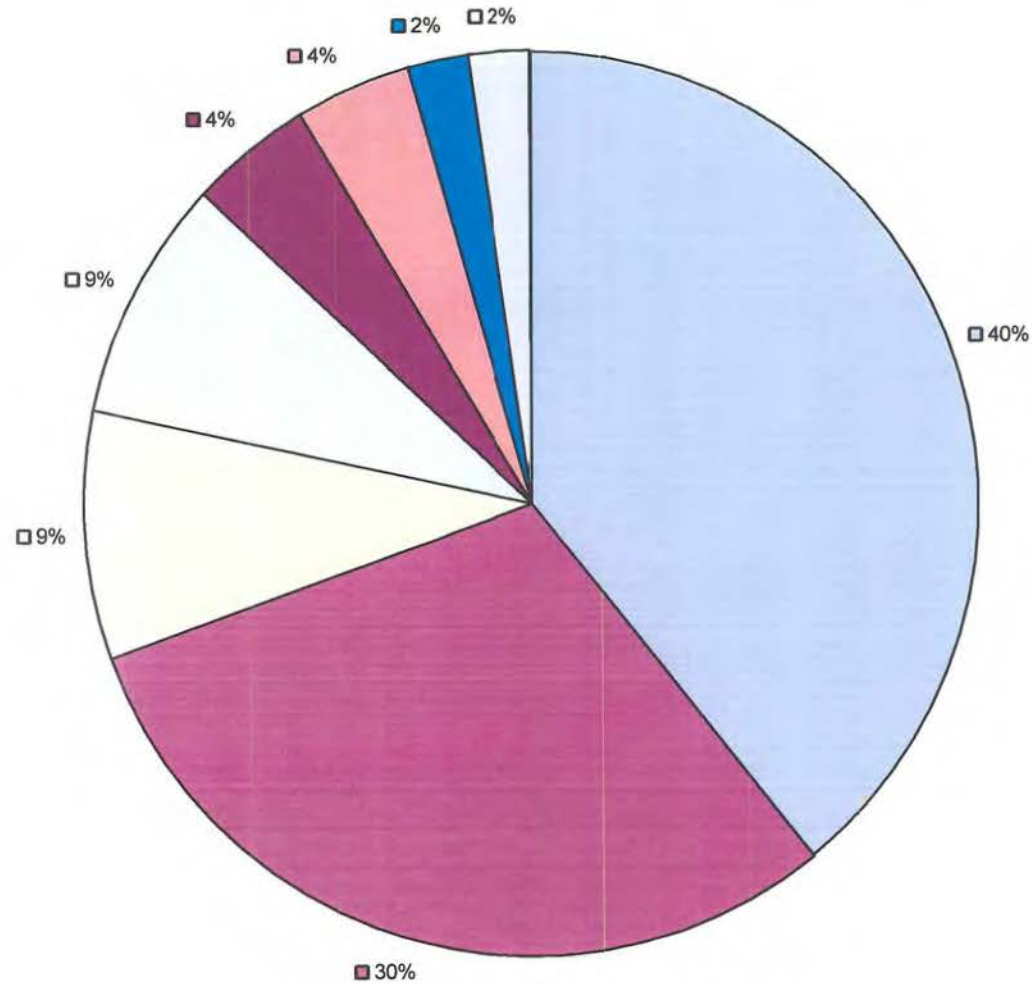
DOCUMENTS INSPECTED



Error Effecting D.A.F.R.R. Ability to Verify the Wood Measurement



Errors Found on Tally Sheets
(27 % were missing some information)



- System of Measurement Used
- Signature & License Number of Scaler
- Parties Identified
- Scaling Dimensions Recorded
- Culls Measured & Reason Recorded
- Gross Scale & Deductions Recorded
- Wood Properly Identified
- Date Recorded

Errors Found on Trip Tickets

