

MAINE STATE LEGISLATURE

The following document is provided by the
LAW AND LEGISLATIVE DIGITAL LIBRARY
at the Maine State Law and Legislative Reference Library
<http://legislature.maine.gov/lawlib>



Reproduced from electronic originals
(may include minor formatting differences from printed original)

2015 Wood Processor Report

Including Import and Export Information

Compiled from 2015 Wood Processor Reports

pursuant to 12 M.R.S. § 8884

Published: March 21, 2017

Updated: April 4, 2017



Department of Agriculture, Conservation and Forestry

Maine Forest Service

Forest Policy and Management

#22 SHS, Augusta, ME 04333

(207)287-2791 or 1-800-367-0223 (instate)

www.maineforestservice.gov; www.bewoodswise.org

We help you make informed decisions about Maine's Forests

This publication is available online at: www.maineforestservice.gov

Printed under appropriation 010-01A-5440-52

What is the purpose of the Wood Processor Report?

Each year, the Maine Forest Service collects information from Maine primary wood processors regarding the volume of wood processed in Maine. Information is also collected for volumes imported into Maine or exported from Maine.

This report summarizes, for 2015, the volume of wood harvested in Maine, processed by Maine mills, and imported into or exported from Maine.

Wood flow data is summarized for sawlogs, pulpwood, biomass chips, other miscellaneous products, and imports and exports.

How was this information collected?

In 2015, the Maine Forest Service received wood processor reports from 112 primary processing mills (sawmills, pulp and paper mills), 28 portable sawmills, 78 firewood dealers, 38 loggers and brokers who may have exported wood, 21 concentration yards, and 8 mills that burn some form of wood for energy. Volume information contained in these individual reports is confidential and by law shall not be made public, except that summary reports may be published using aggregated data which does not reveal the activities of an individual person or firm (12 M.R.S. §8884, sub-§3, "Forest Landowner and Wood Processor Reporting Requirements").

Interpreting Harvest, Export, Import, and Processed by the Maine Forest Products Industry

Maine wood processed

wood that is harvested in Maine and used by a Maine primary processing facility.

Exported from Maine without processing

wood that is harvested in Maine and exported out of state without processing by a Maine mill.

Imported from out of state

wood that is imported from out of state (not harvested in Maine) and processed by a Maine mill.

Total processed by Maine Forest Products Industry

total volume of wood processed in Maine, regardless of origin.

Definitions and Notes

1. Biomass Chips:

produced in the woods by chipping any or all of the following: tree limbs and tops, cull trees, and smaller trees not suitable for higher value products. Usually used as energy fuel, biomass chips may also be used for sludge composting, playground padding, and mulch.

2. Bole/Stem Pulp Chips:

produced in the woods by chipping the lower portion of the tree. These chips are not free of bark, but are suitable for use in pulp mills.

3. Cords (cds):

a stack of fuel wood, pulpwood, or other material that measures 4 x 4 x 8 feet, or 128 cubic feet.

4. Construction and Demolition Waste (C and D Waste):

ground up wooden debris left over from construction and demolition that is burned by wood to energy facilities.

5. Firewood: roundwood that is burned for home heating.

6. Hog Fuel:

any woody residue produced from mills, such as sawdust, bark or shavings, and used as energy fuel.

7. Pellets:

wood fuel generally made from dried wood fiber compressed into uniform diameter for burning.

8. Pulpwood:

roundwood that is used for the production of wood pulp. Generally sold as tree length, 16', 8' or 4' len

9. Sawlogs:

a log that meets minimum standards of diameter, length, and defect, intended for sawing into boards or lumber. Includes sawlogs, studwood, pallet logs, boltwood, and veneer logs.


10. Sawmill residues:


clean, pulp-quality chips made from debarked slabs and edgings at sawmills. Used by pulp and paper mills to produce wood pulp.


11. Thousand Board Feet (MBF):


One thousand board feet. One board foot is the amount of wood contained in an unfinished board 1" thick, 12" long, and 12" wide.


Report Highlights


 Maine's forest products industry consumed 15.2 million green ton equivalents in 2015, down from 15.7 million green ton equivalents in 2014. Seventy-nine percent of the processing total (12.0 million green ton equivalents) was harvested in Maine, while 21% (3.2 million green ton equivalents) was imported.

 Maine landowners harvested 14.6 million green ton equivalents of wood in 2015, same as in 2014 (14.6 million green ton equivalents). Eighteen percent (2.6 million green ton equivalents) of the 2015 harvest was exported, a 26% increase from 2014 (2.1 million green ton equivalents).

 Maine's pulp and paper producers processed 8.3 million green tons of pulpwood, down 0.4 million tons (-5%) from 2014 consumption. Seventy-four percent of the pulpwood originated from Maine's forests; 26% was imported.

 Biomass harvesting volume was 3.0 million tons in 2015, up from 2014 (2.9 million tons). Biomass energy facilities consumed 2.9 million tons in 2015, down 5% from 2014 (3.0 million tons). Ninety percent originated from Maine's forests; 10% was imported.

 Maine's sawlog processing in 2015 was 0.8 billion board feet, same as 2014 (0.8 billion board feet).

 Maine's forest products industry imported 3.2 million green tons during 2015, the same as in 2014. 2.6 million green tons were exported in 2015, up from 2014 (2.1 million green tons).

SAWLOGS

2015 Wood flow in Maine as reported to the Maine Forest Service (in MBF)

County	Spruce and Fir	White and Red Pine	Hemlock	Cedar	Other Softwood	Total Softwood	Beech	White Birch	Yellow Birch	Sugar Maple	Red Maple	Oak	Ash	Aspen	Other Hardwood	Total Hardwood	Total Sawlogs
ANDROSCOGGIN	1,683	8,862	294	0	2	10,841	185	172	96	296	304	922	292	21	3	2,291	13,132
AROOSTOOK	123,906	2,660	320	10,982	859	138,727	281	3,860	4,272	10,180	4,057	18	380	50,588	6,805	80,441	219,168
CUMBERLAND	112	16,639	2,865	0	1	19,617	211	35	106	51	464	579	117	12	0	1,575	21,192
FRANKLIN	13,335	7,250	105	97	16	20,803	321	1,444	583	1,434	635	1,014	825	59	11	6,326	27,129
HANCOCK	10,687	9,018	421	138	3	20,267	71	603	374	623	273	452	290	261	944	3,891	24,158
KENNEBEC	496	11,324	530	24	28	12,402	280	839	62	284	334	612	151	76	24	2,662	15,064
KNOX	82	1,602	42	1	0	1,727	2	69	0	2,009	5	109	17	2	3	2,216	3,943
LINCOLN	286	11,349	3,093	0	0	14,728	6	38	0	35	17	38	4	0	0	138	14,866
OXFORD	25,045	34,434	1,117	0	14	60,610	960	1,438	625	2,213	1,198	2,808	899	84	361	10,586	71,196
PENOBSCOT	40,400	11,440	9,441	2,172	3	63,456	89	2,445	1,230	2,579	455	444	1,254	595	867	9,958	73,414
PISCATAQUIS	37,971	4,298	2,016	222	3	44,510	729	1,612	2,724	5,715	1,148	1,022	962	886	601	15,399	59,909
SAGadahoc	10	1,886	40	0	0	1,936	0	0	0	0	0	3	0	0	0	3	1,939
SOMERSET	43,634	11,216	230	541	46	55,667	926	2,536	1,828	2,973	1,023	848	938	62	598	11,732	67,399
WALDO	7,844	9,810	260	178	0	18,092	11	336	34	282	43	852	155	50	5	1,768	19,860
WASHINGTON	14,680	1,491	125	781	7	17,084	77	215	230	421	121	100	245	264	772	2,445	19,529
YORK	2,307	18,851	1,769	0	3	22,930	176	31	17	24	532	1,274	43	4	5	2,106	25,036
Maine wood processed:	322,478	162,130	22,668	15,136	985	523,397	4,325	15,673	12,181	29,119	10,609	11,095	6,572	52,964	10,999	153,537	676,934
Exported from Maine without processing:	104,823	61,495	9,014	9,597	848	185,777	2,296	2,574	6,948	10,920	5,061	13,511	3,755	32	43,413	88,510	274,287
Total harvested from Maine forests:	427,301	223,625	31,682	24,733		709,174	6,621	18,247	19,129	40,039	15,670	24,606	10,327	52,996	54,412	242,047	951,221
Imported from out of state:	10,226	71,933	3,706	731	1,441	88,037	242	6,119	1,061	1,216	2,861	76	223	63,799	5,059	80,656	168,693
Total processed by Maine Forest Products Industry:	332,704	234,063	26,374	15,867	2,426	611,434	4,567	21,792	13,242	30,335	13,470	11,171	6,795	116,763	16,058	234,193	845,627

- Notes:**
1. Sawlogs include logs, veneer, boltwood, studwood, palletwood, etc. Green ton converted to MBF @ 5 green tons = 1 MBF.
 2. Other Softwood includes larch, pitch pine, and others.

PULPWOOD

2015 Wood flow in Maine as reported to the Maine Forest Service (in Green Tons), including both solid wood and bole/stem pulp chips (Totals do not add up due to rounding)

County	Spruce and Fir	White and Red Pine	Hemlock	Cedar	Other Softwood	Total Softwood	Aspen	Other Hardwood	Total Hardwood	Mixed Wood	Total Pulpwood	SAWMILL RESIDUE Green Tons
ANDROSCOGGIN	960	20,429	19,908	0	4,406	45,703	5,243	66,520	71,763	0	117,466	0
AROOSTOOK	59,276	3,408	33,374	0	6,413	102,471	84,534	1,023,024	1,107,558	0	1,210,029	5,032
CUMBERLAND	1,473	52,724	31,155	0	8,892	94,244	4,429	57,320	61,749	0	155,993	4,140
FRANKLIN	89,921	14,899	20,269	0	4,806	129,895	30,743	285,149	315,892	0	445,787	12,106
HANCOCK	35,844	13,806	37,094	0	3,356	90,100	24,186	126,523	150,709	0	240,809	2,803
KENNEBEC	7,347	33,991	25,445	0	11,814	78,597	14,321	61,921	76,242	0	154,839	0
KNOX	2,703	5,327	2,117	0	2,397	12,544	5,431	16,584	22,015	0	34,559	0
LINCOLN	2,240	14,087	8,497	0	4,345	29,169	2,966	19,500	22,466	0	51,635	1,505
OXFORD	49,377	140,096	75,009	0	14,943	279,425	35,934	423,242	459,176	0	738,601	3,384
PENOBSCOT	91,644	17,712	157,018	0	1,052	267,426	76,079	480,104	556,183	0	823,609	51,590
PISCATAQUIS	148,869	10,781	33,950	0	3,319	196,919	35,217	366,995	402,212	0	599,131	7,711
SAGadahoc	1,740	6,388	3,971	0	3,274	15,373	1,251	7,266	8,517	0	23,890	0
SOMERSET	159,877	65,718	43,790	0	8,661	278,046	60,672	539,123	599,795	0	877,841	2,358
WALDO	25,312	31,527	12,002	0	1,880	70,721	11,385	55,586	66,971	0	137,692	3,808
WASHINGTON	92,531	5,273	12,609	0	2,454	112,867	38,087	208,038	246,125	0	358,992	1,354
YORK	364	41,359	29,031	0	3,489	74,243	6,131	61,934	68,065	0	142,308	9,402
Maine wood processed:	769,478	477,525	545,239	0	85,501	1,877,743	436,609	3,798,829	4,235,438	0	6,113,181	105,193
Exported from Maine without processing:	407,729	1,096	2,433	0	16,896	428,154	30,856	470,976	501,832	0	929,986	110,389
Total harvested from Maine forests:	1,177,207	478,621	547,672	0	102,397	2,305,897	467,465	4,269,805	4,737,270	0	7,043,167	215,582
Imported from out of state:	273,218	225,987	110,285	0	51,507	660,997	183,839	1,311,054	1,494,893	0	2,155,890	191,338
Total processed by Maine Forest Products Industry:	1,042,696	703,512	655,524	0	137,008	2,538,740	620,448	5,109,883	5,730,331	0	8,269,071	296,531

Sawmill residues are clean, pulp-quality wood chips made from slabs and edgings at sawmills. The volume is reported here as an additional input to the pulp and paper mills and pellet mills. Sawmill residues are a by-product of the sawing process, and are not included as additional harvest volumes from Maine's forests.

Pulpwood Notes:

1. Other Softwood is comprised of bole chips of which specific species information was not collected.
2. Aspen volumes are based upon pure loads.
3. Other Hardwood is comprised of all hardwood species except aspen sold in pure loads.

Wood Imports and Exports

2015 Wood Flow in Maine as reported to the Maine Forest Service (in Green Tons)

County	BIOMASS CHIPS	Further utilization of wood already tallied. HOG FUEL	C AND D WASTE	FIREWOOD / PELLET* <i>CORDS</i>
Androscoggin	143,957	49,291	1,492	1,738
Aroostook	443,738	176,235	0	20,913
Cumberland	158,523	20,293	1,117	1,722
Franklin	199,251	43,933	278	26,273
Hancock	106,827	16,168	0	1,032
Kennebec	104,838	2,366	0	4,702
Knox	27,758	76	0	572
Lincoln	50,206	357	0	460
Oxford	169,720	39,820	207	12,656
Penobscot	461,303	62,226	0	22,100
Piscataquis	86,179	34,366	0	8,405
Sagadahoc	15,644	100	0	650
Somerset	222,597	55,083	0	25,200
Statewide*	0	0	0	9,206
Waldo	88,244	20,832	0	3,062
Washington	180,182	8,836	0	742
York	136,752	14,395	0	1,318
Maine wood processed:	2,595,719	544,377	3,094	140,751
Exported from Maine without processing:	414,984	287,692	0	50
Total harvested from Maine Forests:	3,010,703	832,069	3,094	140,801
Imported from out of state:	296,838	299,946	8,123	1,048
Total processed by Maine Forest Products Industry:	2,892,557	844,323	11,217	141,799

Import Origins

States:

Connecticut
Massachusetts
New Hampshire
New York
Rhode Island
Vermont

Provinces:

New Brunswick
Nova Scotia
Quebec

Export Destinations

States:

Connecticut
Indiana
Massachusetts
Michigan
New Hampshire
New Jersey
New York

Ohio
Pennsylvania
Rhode Island
Vermont

Provinces:

New Brunswick
Quebec

Countries:

China

* This is the eighth Wood Processor Report to separately report firewood as a new product. Report forms were sent to known firewood dealers. In the past some firewood was uniquely identified and reported to MFS as an export, and MFS grouped these minor volumes into the pulpwood product. This by no means a complete accounting of the volume of processed firewood merchandized, sold, or distributed within Maine, or as an export or import. The only previous estimation of annual firewood consumption is a survey conducted by the State Planning Office in the early 1990's. That survey estimated an annual processing, sale, distribution and consumption of 400,000 cords. MFS will continue to improve its survey methods in order to obtain a consistent and reliable estimate of annual firewood processing.

In addition, this is the eighth year we have received reports from Maine's pellet mills. We have included reported volumes for pellet production under this section also.

*Volumes reported with no indication of originating county were identified as Statewide volume.

SUMMARY

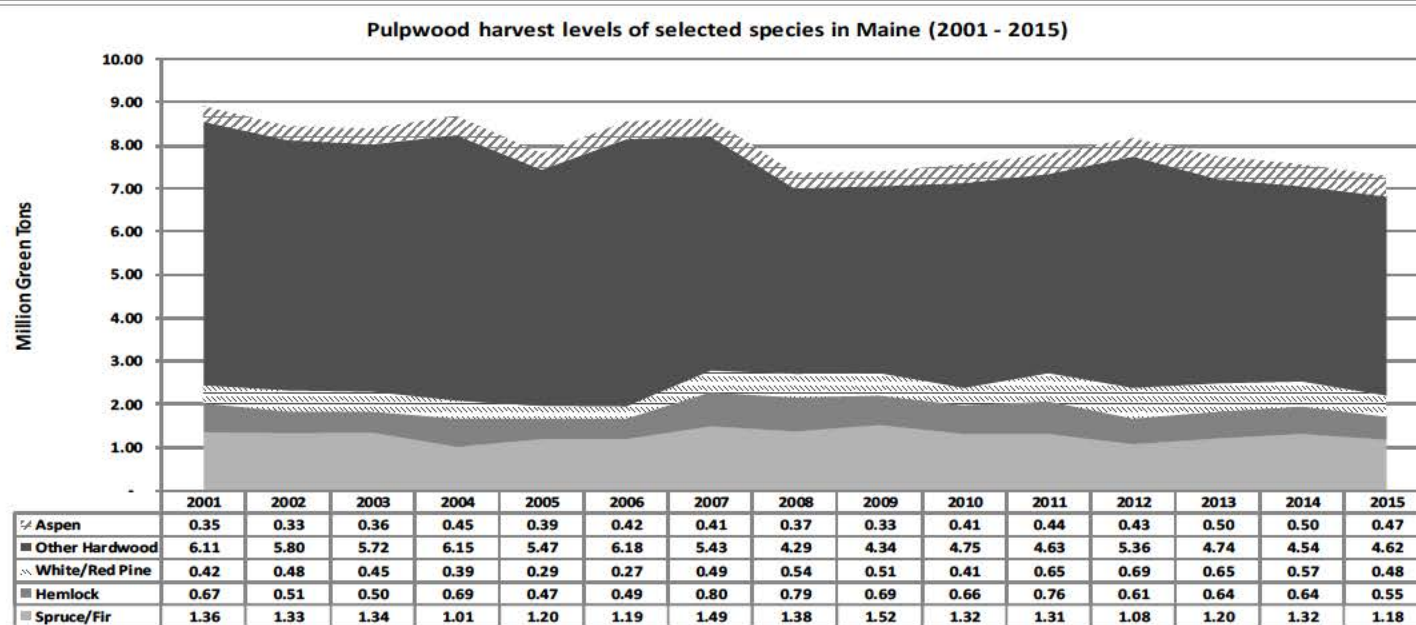
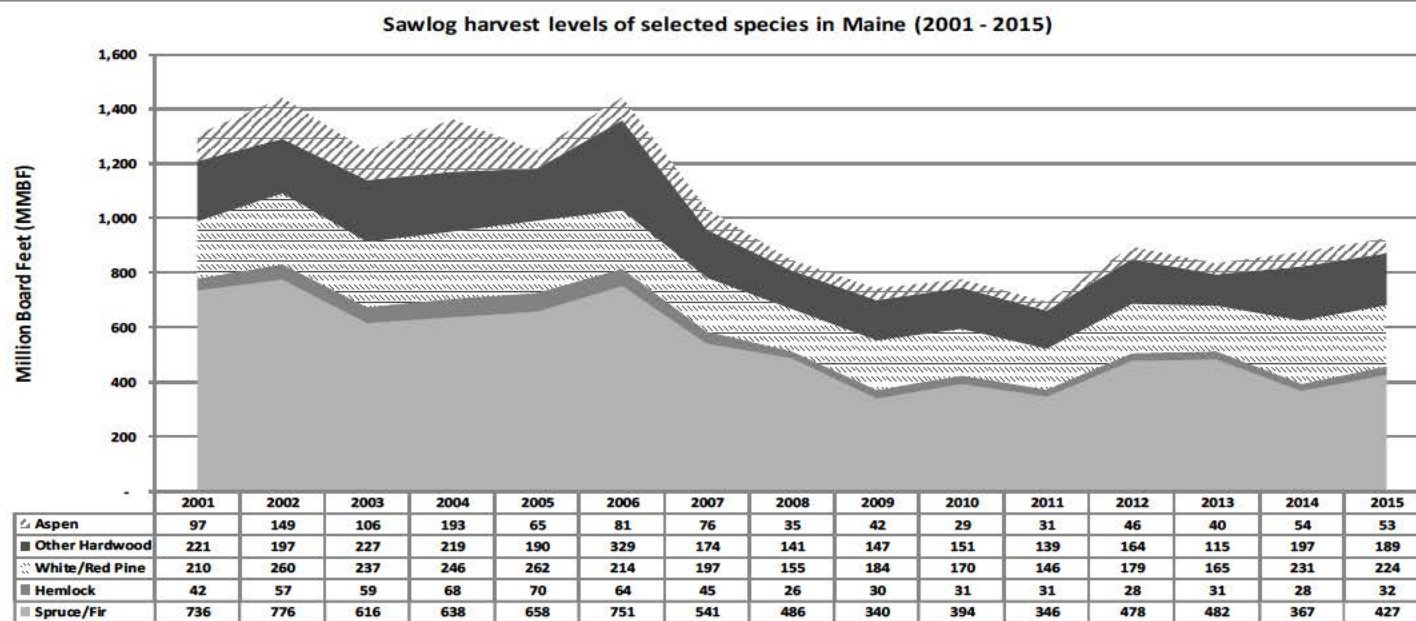
2015 Wood flow in Maine as reported to the Maine Forest Service

Product	Harvest, Export, Import, Instate Processing	Total Volume in 2015	Total Volume in Green Tons
Sawlogs (in MBF) 1 MBF = 1,000 board feet <u>Note on conversions:</u> see conversion table at the end of report	a. Maine wood processed	676,934	2,953,745
	b. Exported from Maine without processing	274,287	1,250,084
	c. Total harvested from Maine forests (a+b=c)	951,221	4,203,829
	d. Imported from out of state	168,693	736,027
	f. Total processed by Maine Forest Products Industry (a+d=e)	845,627	3,689,772
Pulpwood (in green tons)	a. Maine wood processed	6,113,181	6,113,181
	b. Exported from Maine without processing	929,986	929,986
	c. Total harvested from Maine forests (a+b=c)	7,043,167	7,043,167
	d. Imported from out of state	2,155,890	2,155,890
	f. Total processed by Maine Forest Products Industry (a+d=e)	8,269,071	8,269,071
Biomass Chips (in green tons)	a. Maine wood processed	2,595,719	2,595,719
	b. Exported from Maine without processing	414,984	414,984
	c. Total harvested from Maine forests (a+b=c)	3,010,703	3,010,703
	d. Imported from out of state	296,838	296,838
	f. Total processed by Maine Forest Products Industry (a+d=e)	2,892,557	2,892,557
Firewood / Pellets (in cords) <u>Note on conversion:</u> 1 cord = 2.5 green tons	a. Maine wood processed	140,751	351,878
	b. Exported from Maine without processing	50	125
	c. Total harvested from Maine forests (a+b=c)	140,801	352,003
	d. Imported from out of state	1,048	2,620
	f. Total processed by Maine Forest Products Industry (a+d=e)	141,799	354,498
Totals (in green tons)	a. Maine wood processed		12,014,522
	b. Exported from Maine without processing		2,595,179
	c. Total harvested from Maine forests (a+b=c)		14,609,702
	d. Imported from out of state		3,191,375
	f. Total processed by Maine Forest Products Industry (a+d=e)		15,205,897

Wood Harvesting Trends (2001-2015)

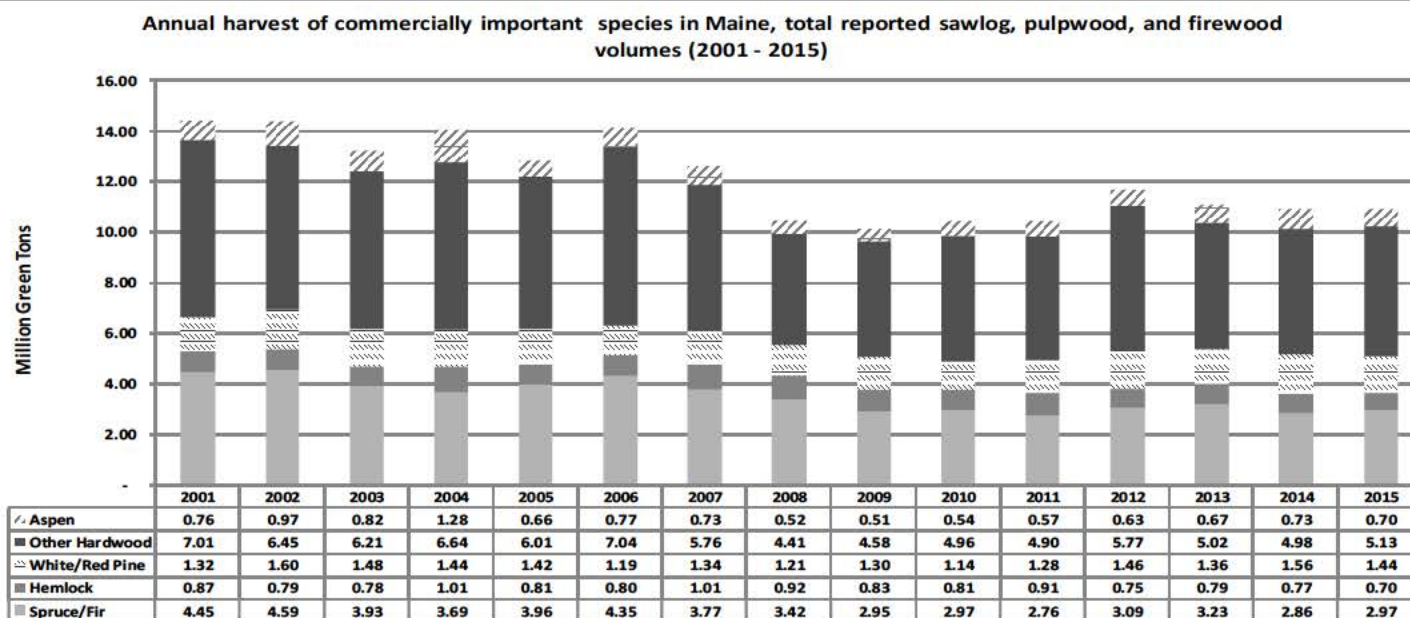
The Maine Forest Service has been collecting data on volume of wood harvested since the late 1940's. The following three charts illustrate wood harvesting trends over the past 15 years.

The two graphs to the right show the harvest volumes for selected species for sawlogs and pulpwood. These volumes include exported volumes.



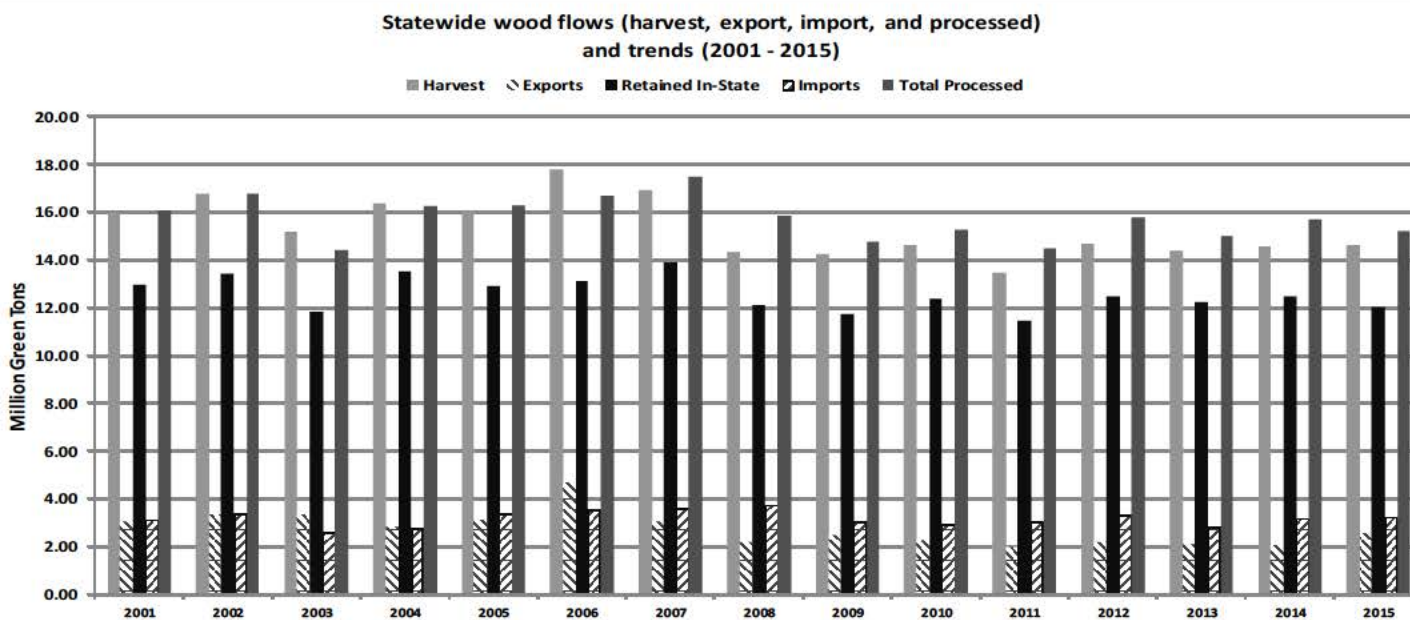
Wood Harvesting Trends 2001-2015

The graph to the right shows the volumes for commercially important species.



Wood Flow Trends 2001-2015

The graph to the right shows the volumes of forest products being exported from Maine, imported into Maine, and processed within



Conversion Table MBF/Weight Equivalents for various Maine Commercial Tree Species

These conversions are used by the Maine Forest Service.

Users of this report may wish to confirm the conversion rate(s) used by individual mills and/or contractors who purchase wood.

<u>Species</u>	<u>MBF</u>	<u>Tons</u>
Spruce Fir	1	4.2
White Pine	1	4.3
Red Pine	1	4.3
Hemlock	1	4.8
Cedar	1	3.4
Tamarack (Larch)	1	4.8
Beech	1	4.5
White Birch	1	4.5
Yellow Birch	1	5.4
Sugar Maple	1	5.4
Red Maple	1	4.5
White Oak	1	5.4
Red Oak	1	5.4
Ash	1	4.5
Aspen/Poplar	1	4.3
Softwood	1	4.6
Hardwood	1	5.4
Mixed Wood	1	4.6

For purposes of comparing volumes, a rough conversion of 1 MBF = 2 cords is commonly used.

These conversions factors are handy for making estimates and for forest inventory purposes, but are advisory only. The weight of a particular volume of wood varies greatly by species, time of year and other factors.

It is illegal in Maine to convert from one system of measurement to another for the basis of payment (e.g. convert a mill payment for pulpwood in dollars per ton to a landowner payment in dollars per cord).



Maine Forest Service District Foresters

Oliver Markewicz

2281 Alfred Road
Lyman, ME 04002
Phone: (207) 441-3712
E-mail: oliver.c.markewicz@maine.gov

Morten Moesswilde

536 Waldoboro Road
Jefferson, ME 04348
Phone: (207) 441-2895
E-mail: morten.moesswilde@maine.gov

Sandy Walczyk

P.O. Box 130
Jonesboro, ME 04468
Phone: (207) 441-4924
E-mail: sandra.l.walczyk@maine.gov

Terri Coolong

P.O. Box 415
Old Town, ME 04468
Phone: (207) 215-0679
E-mail: terri.r.coolong@maine.gov

Dan Jacobs

2 Forestry Road
Island Falls, ME 04747
Phone: (207) 441-4128
E-mail: dan.jacobs@maine.gov

Shane Duigan

356 Shaker Road
Gray, ME 04039
Phone: (207) 592-1251
E-mail: shane.p.duigan@maine.gov

Patty Cormier

P.O. Box 416
Norridgewock, ME 04957
Phone: (207) 592-2238
E-mail: patty.cormier@maine.gov

Adam Cates

P.O. Box 1107
Greenville, ME 04441
Phone: (207) 441-4139
E-mail: adam.e.cates@maine.gov

Merle Ring

131 Bethel Road
West Paris, ME 04289
Phone: (207) 441-3276
E-mail: merle.ring@maine.gov

Randy Lagasse

45 Radar Road
Ashland, ME 04732
Phone: (207) 557-1086
E-mail: randy.lagasse@maine.gov

Maine Forest Service - Main Office - Augusta 1-800-367-0223 (instate) or 207-287-2791
email: forestinfo@maine.gov