

MAINE STATE LEGISLATURE

The following document is provided by the
LAW AND LEGISLATIVE DIGITAL LIBRARY
at the Maine State Law and Legislative Reference Library
<http://legislature.maine.gov/lawlib>



Reproduced from electronic originals
(may include minor formatting differences from printed original)

2007 Wood Processor Report

Including Import and Export Information

Compiled from 2007 Wood Processor Reports

pursuant to 12 MRSA § 8884

Published: October 10, 2008

Updated: October 28, 2008



Department of Conservation

Maine Forest Service

Forest Policy and Management Division

#22 SHS, Augusta, ME 04333

(207)287-2791 or 1-800-367-0223 (instate)

www.maineforestservice.gov; www.bewoodswise.org

We help you make informed decisions about Maine's Forests

This publication is available online at: www.maineforestservice.gov

Printed under appropriation 010-04A-5115-512

What is the purpose of the Wood Processor Report?

Each year, the Maine Forest Service collects information from Maine primary wood processors regarding the volume of wood processed in Maine. Information is also collected for volumes imported into Maine or exported from Maine.

This report summarizes, for 2007, the volume of wood harvested in Maine, processed by Maine mills, and imported into or exported from Maine.

Wood flow data is summarized for sawlogs, pulpwood, biomass chips, and imports and exports.

How was this information collected?

In 2007, the Maine Forest Service received wood processor reports from 168 primary processing mills (sawmills, pulp and paper mills), 77 portable sawmills, 46 loggers and brokers who may have exported wood, 23 concentration yards, and from 11 mills that burn some form of wood for energy. Volume information contained in these individual reports is confidential and by law shall not be made public, except that summary reports may be published using aggregated data which does not reveal the activities of an individual person or firm (12 MRSA chapter 805, subchapter 5, "Forest Landowner and Wood Processor Reporting Requirements").

Interpreting Harvest, Export, Import, and Processed by the Maine Forest Products Industry

Maine wood processed

wood that is harvested in Maine and used by a Maine primary processing facility.

Exported from Maine without processing

wood that is harvested in Maine and exported out of state without processing by a Maine mill.

Imported from out of state

wood that is imported from out of state (not harvested in Maine) and processed by a Maine mill.

Total processed by Maine Forest Products Industry

total volume of wood processed in Maine, regardless of origin.

Definitions and Notes

1. Biomass Chips:

produced in the woods by chipping the entire tree, including branches and tops. Usually used as energy fuel, they may also be suitable for sludge composting, playground padding, and mulch.

2. Bole/Stem Pulp Chips:

produced in the woods by chipping the lower portion of the tree. These chips are not free of bark, but are suitable for use in pulp mills.

3. Cords (cfs):

a stack of fuel wood, pulpwood, or other material that measures 4 x 4 x 8 feet, or 128 cubic feet.

4. Construction and Demolition Waste (C and D Waste):

ground up wooden debris left over from construction and demolition that is burned by wood to energy facilities.

5. Hog Fuel:

any woody residue produced from mills, such as sawdust, bark or shavings, and used as energy fuel.

6. Pulpwood:

roundwood that is used for the production of wood pulp. Generally sold as tree length, 16', 8' or 4' lengths.

7. Sawlogs:

a log that meets minimum standards of diameter, length, and defect, intended for sawing into boards or lumber. Includes sawlogs, studwood, pallet logs, boltwood, and veneer logs.





8. Sawmill residues:

clean, pulp-quality chips made from debarked slabs and edgings at sawmills. Used by pulp and paper mills to produce wood pulp.

9. Thousand Board Feet (MBF):

One thousand board feet. One board foot is the amount of wood contained in an unfinished board 1" thick, 12" long, and 12" wide.

Report Highlights

-  Maine's forest products industry consumed 17 million green ton equivalents in 2007, up from 2006 consumption. Seventy-eight percent of the supply (13.3 million green ton equivalents) was harvested in Maine, while 22% (3.6 million green ton equivalents) was imported from out of state.
-  Maine landowners harvested 16.6 million green ton equivalents of wood in 2007, down from 17.6 million green ton equivalents in 2006. Twenty percent (3.2 million green ton equivalents) of the 2007 harvest was exported out of state, down from 2006 (6 million green ton equivalents).
-  Maine's pulp and paper producers processed 8.8 million green tons of pulpwood, up slightly from 2006 consumption. Seventy-six percent of the pulpwood originated from Maine's forests; 24% was imported from out of state.
-  Biomass harvesting volume was 3.5 million tons in 2007, up a million tons from 2006 (2.3 million tons). Biomass energy facilities consumed 3.8 million tons in 2007, up from 2.8 million tons in 2006. Eighty percent originated from Maine's forests; 20% was imported from out of state.
-  Maine's sawlog production in 2007 was .9 billion board feet, down slightly from 2006.
-  During 2007, Maine's forest products industry imported 3.7 million green tons, while 3.2 million green tons were exported.
-  Maine is a net importer of wood.

SAWLOGS

2007 Wood flow in Maine as reported to the Maine Forest Service (Converted to MBF)

County	Spruce and Fir	White and Red Pine	Hemlock	Cedar	Other Softwood	Total Softwood	Beech	White Birch	Yellow Birch	Sugar Maple	Red Maple	Oak	Ash	Aspen	Other Hardwood	Total Hardwood	Total Sawlogs
ANDROSCOGGIN	2,727	9,975	890	2	4	13,598	112	211	373	170	353	336	72	4	2	1,633	15,231
AROOSTOOK	135,794	3,860	9,072	11,317	7,249	167,292	121	606	3,576	11,551	1,199	123	71	61,730	5,056	84,033	251,325
CUMBERLAND	266	18,452	3,203	1	17	21,939	48	87	23	52	148	458	57	5	0	878	22,817
FRANKLIN	7,611	6,279	417	50	5	14,362	1,020	1,103	1,433	2,638	1,793	709	206	21	8	8,931	23,293
HANCOCK	2,903	5,444	753	164	0	9,264	92	553	70	40	53	35	232	42	0	1,116	10,380
KENNEBEC	310	14,038	960	24	0	15,332	154	535	68	136	378	259	54	23	10	1,617	16,949
KNOX	104	2,658	14	12	10	2,798	0	42	1	6	9	163	9	5	5	240	3,038
LINCOLN	194	5,859	522	4	1	6,580	41	81	40	36	41	50	9	7	0	305	6,885
OXFORD	17,246	34,885	1,040	11	0	53,182	1,028	892	745	1,192	1,460	709	374	48	1	6,449	59,631
PENOBSCOT	46,266	15,612	15,373	3,913	20	81,184	375	2,264	357	1,291	678	94	860	7,339	32	13,290	94,474
PISCATAQUIS	53,943	7,428	2,876	1,243	11	65,501	1,581	1,875	2,516	6,242	2,826	232	739	4,313	169	20,492	85,993
SAGADAHOC	2	2,053	48	0	0	2,103	0	9	1	1	3	24	3	5	0	46	2,149
SOMERSET	48,086	16,000	1,524	775	30	66,415	1,788	3,615	2,850	6,581	4,178	658	1,011	11	15	20,707	87,122
WALDO	1,075	8,446	356	276	0	10,153	10	207	28	21	39	114	7	1	4	431	10,584
WASHINGTON	10,080	5,242	3,351	583	5	19,261	0	129	56	28	29	2	1	1,847	38	2,130	21,391
YORK	91	18,799	1,000	6	12	19,908	3	27	18	17	92	654	19	1	3	834	20,742
Maine wood processed:	326,698	175,029	41,399	18,381	7,364	568,871	6,373	12,236	12,155	30,002	13,279	4,620	3,723	75,401	5,343	163,133	732,004
Exported from Maine without processing:	214,560	22,125	3,344	16,854	122	257,005	2,989	3,976	8,005	18,637	6,740	39,167	3,711	463	3,464	87,153	344,157
Total harvested from Maine forests:	541,259	197,154	44,743	35,235	7,485	825,876	9,362	16,212	20,161	48,639	20,019	43,787	7,434	75,864	8,807	250,285	1,076,161
Imported from out of state:	12,345	65,021	715	2,055	5,176	85,312	3	772	1,279	1,104	384	404	38	58,196	6,724	68,905	154,217
Total processed by Maine Forest Products Industry:	339,043	240,050	42,114	20,436	12,540	654,183	6,376	13,008	13,435	31,106	13,663	5,024	3,761	133,597	12,067	232,038	886,221

- Notes:**
1. Sawlogs include logs, veneer, boltwood, studwood, palletwood, etc. Green ton converted to MBF @ 5 green tons = 1 MBF.
 2. Other Softwood includes larch, pitch pine, and others.

PULPWOOD

2007 Wood flow in Maine as reported to the Maine Forest Service (Converted to Green Tons), including both solid wood and bole/stem pulp chips (Totals do not add up due to rounding)

County	Spruce and Fir	White and Red Pine	Hemlock	Cedar	Other Softwood	Total Softwood	Aspen	Other Hardwood	Total Hardwood	Mixed Wood	Total Pulpwood
ANDROSCOGGIN	2,396	30,971	14,284	0	3,528	51,179	4,434	49,763	54,197	0	105,376
AROOSTOOK	115,147	5,781	37,914	0	643	159,485	12,206	679,599	691,805	0	851,290
CUMBERLAND	3,853	61,229	38,655	0	4,107	107,844	3,176	41,743	44,919	0	152,763
FRANKLIN	118,388	16,550	27,638	0	5,338	167,914	45,959	408,141	454,100	0	622,014
HANCOCK	60,703	15,522	36,777	0	5,045	118,047	24,704	131,925	156,629	0	274,676
KENNEBEC	6,449	33,734	20,909	0	4,601	65,693	8,360	28,835	37,195	0	102,888
KNOX	7,962	4,479	3,049	0	407	15,897	2,974	4,857	7,831	0	23,728
LINCOLN	6,602	24,985	9,910	0	2,237	43,734	3,073	10,977	14,050	0	57,784
OXFORD	56,208	79,119	75,293	0	9,145	219,765	33,483	341,073	374,556	0	594,321
PENOBSCOT	218,475	37,379	303,852	0	5,414	565,120	72,147	550,765	622,912	0	1,188,032
PISCATAQUIS	205,081	13,380	68,205	0	3,380	290,046	61,537	528,248	589,785	0	879,831
SAGADAHOC	650	5,002	3,168	0	497	9,317	689	1,234	1,923	0	11,240
SOMERSET	214,651	61,205	72,607	0	4,434	352,897	83,879	829,613	913,492	0	1,266,389
WALDO	26,078	34,554	16,487	0	1,672	78,791	8,423	33,942	42,365	0	121,156
WASHINGTON	103,806	13,308	23,306	0	3,716	144,136	7,504	163,566	171,070	0	315,206
YORK	556	52,515	25,518	0	1,019	79,608	3,607	27,677	31,284	0	110,892
Maine wood processed:	1,147,006	489,713	777,572	0	55,183	2,469,474	376,155	3,831,958	4,208,113	0	6,677,587
Exported from Maine without processing:	344,846	553	22,201	0	30,050	397,651	30,260	561,381	591,641	0	989,292
Total harvested from Maine forests:	1,491,852	490,266	799,773	0	85,233	2,867,125	406,415	4,393,339	4,799,754	0	7,666,879
Imported from out of state:	321,254	339,504	150,798	0	26,175	837,731	140,639	1,155,819	1,296,457	0	2,134,188
Total processed by Maine Forest Products Industry:	1,468,260	829,217	928,370	0	81,358	3,307,205	516,794	4,987,777	5,504,570	0	8,811,775

SAWMILL RESIDUE	Green Tons
	24
	101,803
	27,440
	6,371
	0
	25
	0
	0
	91,744
	8,778
	93,817
	0
	44,301
	4
	0
	116,959
	491,266
	85,449
	576,715
	218,395
	709,661

Sawmill residues are clean, pulp-quality wood chips made from slabs and edgings at sawmills. The volume is reported here as an additional input to the pulp and paper mills. Sawmill residues are a by-product of the sawing process, and are not included as additional harvest volumes from Maine's forests.

Pulpwood Notes:

1. Other Softwood is comprised of bole chips of which specific species information was not collected.
2. Aspen volumes are based upon pure loads.
3. Other Hardwood is comprised of all hardwood species except aspen sold in pure loads.

2007 Wood Flow in Maine as reported to the Maine Forest Service (in Green Tons)

County	BIOMASS CHIPS	Further utilization of wood already tallied.	C AND D WASTE
		HOG FUEL	
ANDROSCOGGIN	140,201	25,968	40,252
AROOSTOOK	458,026	525,772	0
CUMBERLAND	109,224	15,260	5,900
FRANKLIN	289,738	41,705	0
HANCOCK	124,877	14,748	0
KENNEBEC	84,376	4,299	1,513
KNOX	25,345	425	785
LINCOLN	52,380	2,868	1,352
OXFORD	109,615	60,511	0
PENOBSCOT	450,558	158,896	903
PISCATAQUIS	192,113	65,862	603
SAGADAHOC	24,551	233	196
SOMERSET	361,130	180,494	751
WALDO	60,423	19,028	0
WASHINGTON	392,438	21,654	0
YORK	126,019	190,149	8,149
Maine wood processed:	3,001,014	1,327,872	60,404
Exported from Maine without processing:	521,640	99,807	0
Total harvested from Maine Forests:	3,522,654	1,427,679	60,404
Imported from out of state:	756,527	916,876	99,584
Total processed by Maine Forest Products Industry:	3,757,541	2,244,748	159,988

Wood Imports and Exports

Import Origins

States:

Connecticut
Massachusetts
New Hampshire
New York
Pennsylvania
Rhode Island
Vermont

Provinces:

New Brunswick
Nova Scotia
Prince Edward Island
Quebec

Export Destinations

States:

Connecticut
Illinois
Indiana
Michigan
New Hampshire
New York
Oregon
Pennsylvania
Tennessee
Vermont
Virginia
Washington

Provinces:

New Brunswick
Nova Scotia
Quebec

Countries:

China
Germany
Thailand

SUMMARY**2007 Wood flow in Maine as reported to the Maine Forest Service**

Product	Harvest, Export, Import, Instate Processing	Total Volume in 2007	Total Volume converted to Green Tons
Sawlogs (in MBF) 1 MBF = 1,000 board feet	a. Maine wood processed	732,004	3,660,019
	b. Exported from Maine without processing	344,157	1,720,785
	c. Total harvested from Maine forests (a+b=c)	1,076,161	5,380,804
	d. Imported from out of state	154,217	771,087
	f. Total processed by Maine Forest Products Industry (a+d=e)	886,221	4,431,106
	Pulpwood (in green tons)	a. Maine wood processed	6,677,587
b. Exported from Maine without processing		989,292	989,292
c. Total harvested from Maine forests (a+b=c)		7,666,879	7,666,879
d. Imported from out of state		2,134,188	2,134,188
f. Total processed by Maine Forest Products Industry (a+d=e)		8,811,775	8,811,775
Biomass Chips (in green tons)		a. Maine wood processed	3,001,014
	b. Exported from Maine without processing	521,640	521,640
	c. Total harvested from Maine forests (a+b=c)	3,522,654	3,522,654
	d. Imported from out of state	756,527	756,527
	f. Total processed by Maine Forest Products Industry (a+d=e)	3,757,541	3,757,541
	Totals (in green tons)	a. Maine wood processed	
b. Exported from Maine without processing			3,231,717
c. Total harvested from Maine forests (a+b=c)			16,570,337
d. Imported from out of state			3,661,803
f. Total processed by Maine Forest Products Industry (a+d=e)			17,000,423

Note on conversions: For sawlogs: 1 MBF = 5 green tons

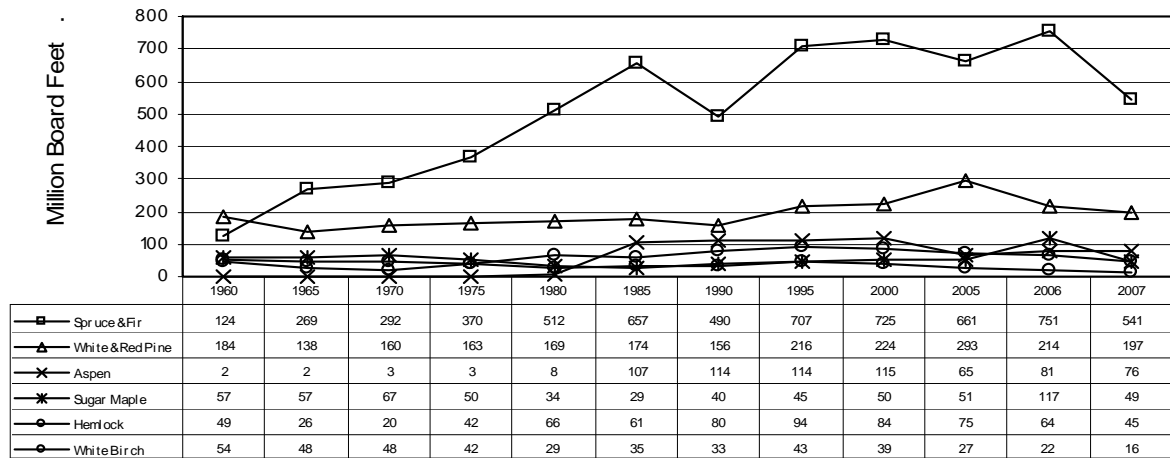
Wood Harvesting Trends (1960-2007)

The Maine Forest Service has been collecting data on volume of wood harvested since the late 1940's. The following three charts illustrate wood harvesting trends over the past 47 years.

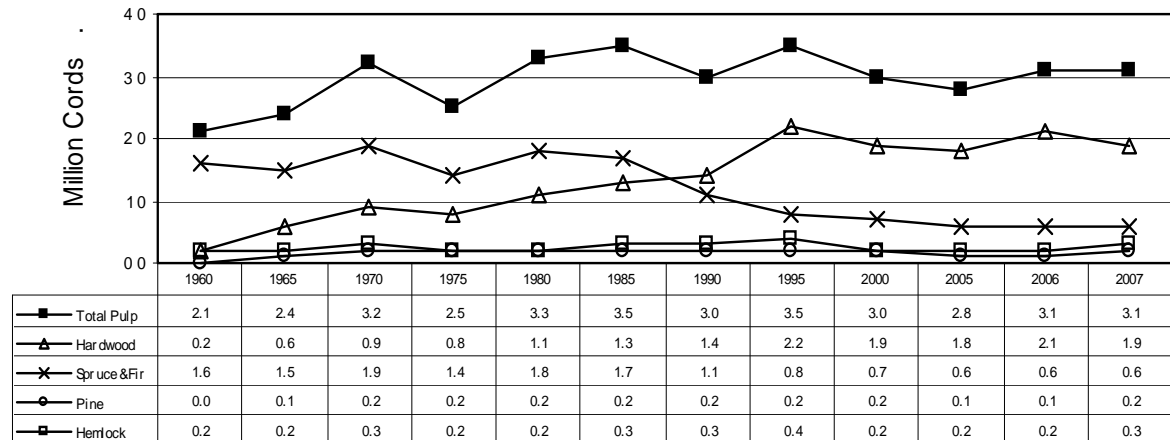
The two graphs to the right show the harvest volumes for selected species for sawlogs and pulpwood. These volumes include exported volumes.



Harvest Levels of Selected Species for Sawlogs in Maine (1960 to 2007)

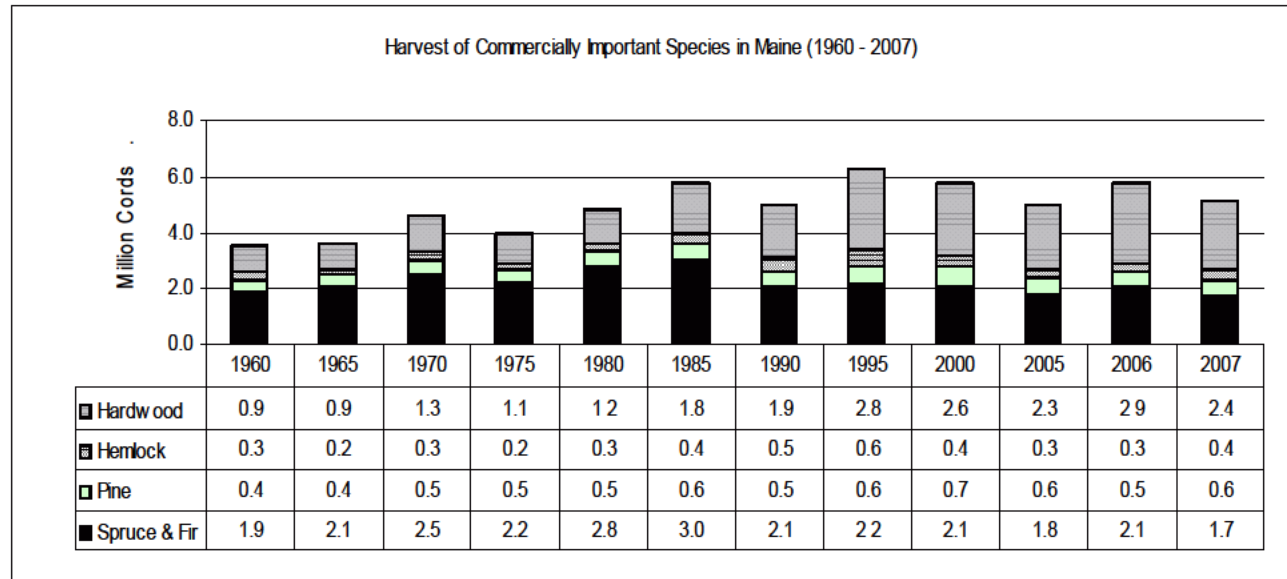


Harvest Levels of Selected Species for Pulpwood in Maine (1960 to 2007)



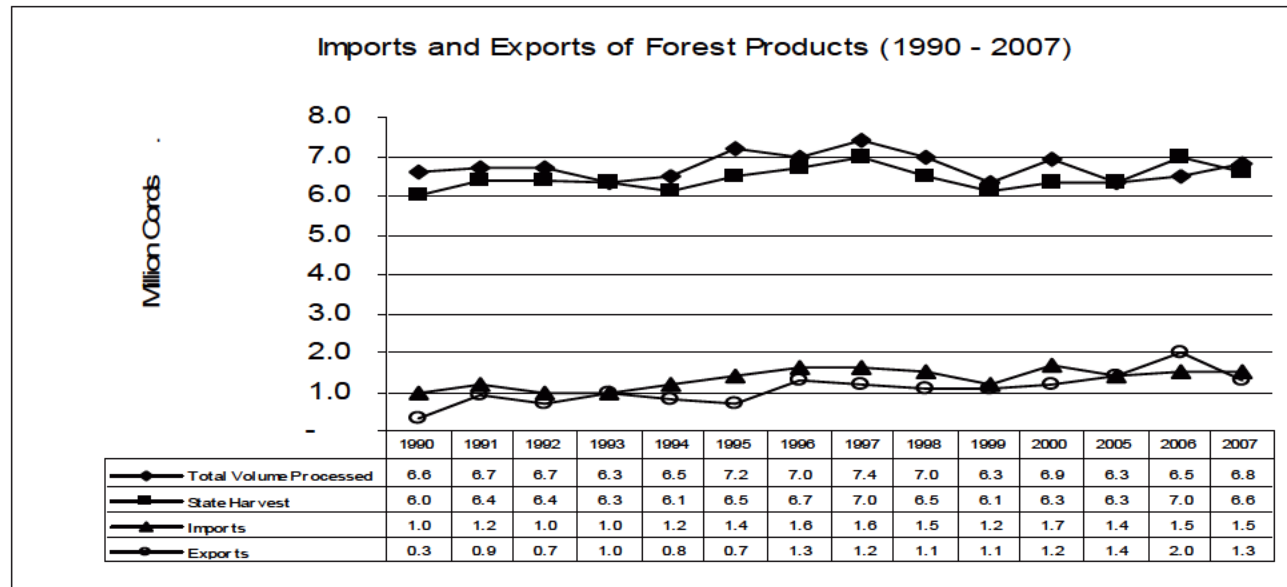
Wood Harvesting Trends (1960-2007)

The graph to the right shows the volumes for commercially important species.



Import and Export Trends (1990-2007)

The graph to the right shows the volumes of forest products being exported from Maine, imported into Maine, and processed within Maine.





Practical advice for your land and trees
from the Maine Forest Service.

www.maineforestservice.gov

www.bewoodswise.org

Maine Forest Service District Foresters

The Maine Forest Service has 10 District Foresters who provide technical assistance and educational services to landowners, loggers, schools and educational institutions, municipalities and other stakeholders. District Foresters conduct educational workshops, field demonstrations, media presentations, and can provide limited one-on-one contact with individual landowners.

Dennis Brennan

2281 Alfred Road
Lyman, ME 04002
Phone: (207)324-7000
E-mail: dennis.brennan@maine.gov

Morten Moesswilde

536 Waldoboro Road
Jefferson, ME 04348
Phone: (207)549-9003
E-mail: morten.moesswilde@maine.gov

Steve MacDonald

P.O. Box 130
Jonesboro, ME 04468
Phone: (207) 434-2622
E-mail: stephen.macdonald@maine.gov

Jim Ecker

P.O. Box 415
Old Town, ME 04468
Phone: (207) 827-1811
E-mail: jim.ecker@maine.gov

Dan Jacobs

2 Forestry Road
Island Falls, ME 04747
Phone: (207) 463-3653
E-mail: dan.jacobs@maine.gov

Ken Canfield

356 Shaker Road
Gray, ME 04039
Phone: (207) 657-3535
E-mail: ken.canfield@maine.gov

Patty Cormier

PO Box 416
Norridgewock, ME 04957
Phone: (207) 474-3499
E-mail: patty.cormier@maine.gov

Gordon Moore

P.O. Box 1107
Greenville, ME 04441
Phone: (207) 695-3721
E-mail: gordon.moore@maine.gov

Merle Ring

131 Bethel Road
West Paris, ME 04289
Phone: (207) 674-3787
E-mail: merle.ring@maine.gov

Dave Rochester

45 Radar Road
Ashland, ME 04732
Phone: (207) 435-7963
E-mail: dave.rochester@maine.gov