MAINE STATE LEGISLATURE

The following document is provided by the

LAW AND LEGISLATIVE DIGITAL LIBRARY

at the Maine State Law and Legislative Reference Library

http://legislature.maine.gov/lawlib

Reproduced from scanned originals with text recognition applied

(searchable text may contain some errors and/or omissions)

MAINE VITAL STATISTICS

1964

STATE OF MAINE
DEPARTMENT OF
HEALTH AND WELFARE

State of Maine

Department of Health and Welfare

Office of Vital Statistics

Annual Statistical Report

For the Calendar Year

1964

Dean H. Fisher, M.D.
Commissioner

Edson K. Labrack
State Registrar

247392

MAINE VITAL STATISTICS

1964

CHARTS

Page

Mortality by Age and Sex: Maine, 1964..... 11

Ten Leading causes of Death: Maine, 1964..... 12

TABLES

Table 1. Estimated Population by Counties, July 1, 1964..... 6

2. Fetal Deaths by Length of Gestation..... 8

3. Population, Live Births, Deaths, Marriages, Divorces, Infant Deaths, Neonatal Deaths, Fetal Deaths and Maternal Deaths, every fifth yera 1900-1930 and yearly 1930-1964.. 13

4. Summary of Natality Statistics by Counties..... 14

5. Summary of Mortality Statistics by Counties..... 15

6. Live Births, Fetal Deaths, Infant Deaths and Deaths from 65 Selected Causes each County and Selected Urban Places. 16-21

7. Deaths from 254 Selected Causes by Age and Sex..... 22-31

8. Infant Deaths from Selected Causes by Age and Sex..... 32-33

9. Marriages, Divorces and Annulments by County of Occurrence 34

10. Divorces and Annulments by Legal Grounds for Decree and by Libelant..... 34

11. Divorces and Annulments by Number of Children Reported Under 18 Years of Age..... 35

12. Divorces and Annulments by Duration of Marriage in Years. 35

13. Marriages by Age and Previous Marital Status of Bride and Groom..... 36

14. Marriages by Previous Marital Status of Bride, by Previous Marital Status of Groom. 36

15. Reported Cases of Communicable Diseases by Counties..... 37

16. Reported Cases of Selected Communicable Diseases by Months..... 38

INTRODUCTION

This report contains a summary of the Vital Statistics of the State of Maine for the calendar year 1964 Births and deaths are tabulated for each county and for 49 urban cities and towns. The 49 urban cities and towns selected for separate tabulation are those places designated as urban in the 1960 Census of Population.

ALLOCATION OF VITAL EVENTS

The statistics on births and deaths in this report refer to residents of Maine only, regardless of whether or not the birth or death actually occurred in Maine. Statistics on marriages and divorces in this report include nonresidents as well as residents of Maine who marry or are divorced in the State.

Births are allocated to the usual residence of the mother and deaths to the usual resident of the deceased. This information is obtained for the certificate by the physician, hospital record librarian, funeral director, or other person responsible for completing the certificate of birth or death. The practice of allocating births and deaths to usual place of residence was initiated in 1935. This method of allocation is made possible by the exchange of transcripts of nonresident births and deaths with other states and Canada.

Marriages and divorces are allocated to the place in Maine where the marriage ceremony was performed or where the divorce decree was granted, rather than the place of residence.

FACTORS AFFECTING ACCURACY

A number of factors operate to produce certain slight inaccuracies in this report. Some of the more important of these factors are outlined below:

(1) Completeness of Registration: A birth certificate test conducted in 1950

indicated that about one percent of births in Maine are not recorded. In addition to unrecorded vital events, others may not be included in this report by reason of failure of the person required to report the event to make a timely report, or failure of a municipal clerk to make a timely report to the State Registrar, or failure of other states to make timely exchanges of nonresident transcripts of births and deaths.

(2) Errors in Data: Data in this report are based upon original certificates of births and deaths, copies of original certificates of marriages prepared by city and town clerks, and abstracts of decrees of divorces prepared by the clerks of courts. Errors in data may be introduced by persons giving information for the original certificate, persons involved in the actual preparation of the original certificate, or persons involved in the preparation of the copies or abstracts of the original certificates which are submitted to the State Registrar.

POPULATION ESTIMATES

The estimate of population of the State on July 1, 1964 which appears in the report is prepared by the U. S. Department of Commerce, Bureau of Census. Estimates of the populations of the counties are prepared by the Division of Vital Statistics.

The population of counties are independent estimates prepared for each county. These estimates are computed by a method which assumes the population is directly proportional to the total number of vital events reported. The county population estimates prepared in this manner are then adjusted by a constant factor so that the sum of the population of all counties equals the population of the entire State as estimated by the Bureau of the Census.

MORTALITY CLASSIFICATION

The International Conference for the 7th Revision of the International Lists of Diseases and Causes of Death, was held in Paris under the WHO auspices in 1955. The recommendations of this conference were adopted by the 9th World Health Assembly in 1956, and the resulting new International Statistical Classification of Diseases,

Injuries, and Causes of Death was placed in use in Maine and throughout most of the World on January 1, 1958.

The 7th Revision of the International Statistical Classification consists of a list 612 categories of diseases and morbid conditions, plus 153 categories for classification of the external cause of injury, and 189 categories for the characterization of injuries according to the nature of lesion.

Under the 7th Revision the method for selecting the cause of death for statistical purposes remained the same as the method under the 6th Revision. The 6th Revision, introduced in 1949, instituted a method whereby the physician in attendance at death indicates the disease or morbid condition which he considers to be the underlying cause of death. The underlying cause is defined as "(a) the disease or injury which initiated the train of events leading directly to death, or (b) the circumstances of the accident which produced fatal injury."

Two abridged lists of causes of death are presented in this report. Deaths by selected age groups are tabulated in an abridged list of 254 causes and deaths by residence are tabulated in an abridged list of 65 causes.

RATES

Birth rates and crude mortality rates are expressed as the number of births or deaths per 1,000 population. Mortality rates attributed to specific diseases are expressed as the number of deaths per 100,000 population.

Infant mortality rates are expressed as the number of deaths per 1,000 live births. Maternal mortality rates are expressed as the number of deaths per 10,000 live births.

POPULATION

The population of Maine was estimated to be 989,000 on July 1, 1964. This represents a net gain in population of 20;000 or 2.0 percent, over the number of inhabitants enumerated in the 1960 census. Total civilian population was estimated to be 971,000 on July 1, 1964. This is a net gain of 18,000 in civilian population since 1960, or a gain of 1.9 percent.

TABLE 1.
ESTIMATED POPULATION BY COUNTIES
MAINE, JULY 1, 1964 AND
PERCENT OF CHANGE SINCE 1960

COUNTY	Estimated Population	Percent Change
State	989,000	+2.0
Androscoggin	88,700	+2.8
Aroostook	104,600	-1.4
Cumberland	190,300	+4.1
Franklin	20,900	+4.1
Hancock	32,200	-0.3
Kennebec	90,600	+1.6
Knox	29,600	+3.6
Lincoln	19,000	+2.7
Oxford	44,300	-0.1
Penobscot	127,600	+1.0
Piscataquis	17,400	+0.1
Sagadahoc	23,300	+2.2
Somerset	40,900	+2.9
Waldo	23,100	+2.1
Washington	33,000	-2.8
York	104,500	+5.1

LIVE BIRTHS

There were 21,204 resident live births registered in Maine in 1964. This was 3.3 percent fewer births than the number registered in 1963. The birth rate was 21.4 per 1,000 population.

SEX

The number of male live births was 10,877 and the number of female live births was 10,327. The sex ratio of live births was 105.3 male live births for every 100 female live births.

PLURAL BIRTHS

There were 205 plural births in which at least one child was born alive. Plural births included 203 twin births and 2 triplet births.

RACE

Only 1.4 percent of all resident live births in 1964 were nonwhite. The total number of nonwhite births in 1964 was 299. This represents a decrease of 1.0 percent over the number of resident nonwhite live births in 1963.

The largest nonwhite group was Negroes, who gave birth to 151 live born children. American Indians gave birth to 80, Japanese gave birth to 19, and persons of other nonwhite races gave birth to 49 live born children in 1964.

LEGITIMACY

There were 963 illegitimate live births to mothers who were Maine residents in 1964. Illegitimate live births represented 4.5 percent of all resident live births.

HOSPITAL BIRTHS

The number of resident live births in hospitals and licensed maternity homes in 1964 was 21,097, or 99.5 percent of all resident live births. The percentage of hospital births was 99.2 in 1963.

FETAL DEATHS

The number of resident fetal deaths was 369, or 3.0 percent more than in 1963. The fetal death ratio was 17.4 per 1,000 live births as compared with a fetal death ratio of 16.3 in 1963

GESTATION

The following table shows resident fetal deaths in 1964 by length of gestation and the percent change in each group from fetal deaths reported in 1963.

TABLE 2.

FETAL DEATHS BY LENGTH OF GESTATION

MAINE, 1964

Gestation in weeks	Fetal Deaths	Percent Change from 1963
Total	369	+3.0
Under 13 weeks	7	-73.1
13-19 weeks	27	-6.9
20-27 weeks	50	-12.3
28 weeks and over	196	+18.1
Not reported	89	+11.3

GENERAL MORTALITY

There were 10,862 deaths among residents of Maine in 1964 and the crude mortality rate was 11.0 per 1,000 population. This was 1.3 percent fewer deaths than in 1963.

SEX

The number of resident male deaths was 5,969 and the number of resident female deaths was 4,893. The estimated death rate among males was 12.4 per 1,000 male population and among females was 9.4 per 1,000 female population.

INFANT DEATHS

There were 498 infant deaths in Maine in 1964 and the infant mortality rate was 23.5 per 1,000 live births. The 1963 infant mortality rate was 24.0.

There were 358 neonatal deaths (infant deaths during the first four weeks of life) in 1964 and the neonatal mortality rate was 16.9 per 1,000 live births. This was an 8.9 and 5.6 percent decrease in number and rate over 1963.

PERINATAL MORTALITY

The estimated perinatal mortality rate in 1964 was 31.7 perinatal deaths per 1,000 live births and fetal deaths of 20 weeks or more gestation. This is 3.6 percent higher than the rate for 1963 which was 30.6.

The perinatal mortality rate is based on the following formula:

$$\frac{\text{Fetal deaths 20 weeks or more + neonatal deaths}}{\text{Total live births + fetal deaths 20 weeks or more}} \times 1{,}000$$

The 1964 perinatal mortality rate is based on an estimated 324 fetal deaths of 20 or more weeks gestation and 358 neonatal deaths.

MATERNAL MORTALITY

There were 12 maternal deaths in Maine in 1964 and the maternal mortality rate was 5.7 per 10,000 live births.

MARRIAGES

There were 8,269 marriages in Maine in 1964. This was 148 more than the number of marriages in 1963. The marriage rate was 8.4 per 1,000 population.

PREVIOUS MARITAL STATUS

There were 5,798 marriages in Maine in 1964 in which both the bride and groom were marrying for the first time. This was 31 more than the number of first marriages in Maine in 1963. The number of grooms marrying for the first time in 1964 was 6,452 and the number of brides marrying for the first time in 1964 was 6,363.

RESIDENCE OF PARTIES

The number of resident brides marrying in 1964 was 7,694 and the number of resident grooms was 6,793. Residents of all the states except Alaska and Montana were married in Maine in 1964. There were also residents from Canada, and several other foreign countries.

DIVORCES and ANNULMENTS

2,400 divorces were granted in Maine during the calender year of 1964. This was 9.4 percent more than the number of divorces granted in 1963. The crude divorce rate was 2.4 per 1,000 population.

SEX OF LIBELANT

It was the wife who most frequently sought divorce. Divorces were granted to the wife in 1,905 or 79.4 percent of all divorces granted in Maine in 1964.

LEGAL GROUNDS FOR DECREE

Cruelty was the legal grounds for decree in 94.7 percent of divorces granted in Maine in 1964. Cruelty includes "Cruel and abusive treatment" and "extreme cruelty." 1964 was the sixth successive year that the percentage of cruelty divorces have increased.

DURATION OF MARRIAGE

The median duration of marriage before divorce among 1964 divorces was 5.9 years. The second year of marriage was the peak year during which marriages were ended by divorce.

MINOR CHILDREN

The divorced couple had one or more minor children in 1,648, or 68.7 percent of 1964 divorces. This was the ninth successive year that the percentage of divorces with minor children has increased.

MORTALITY RATES BY AGE GROUP AND SEX

MAINE - 1964

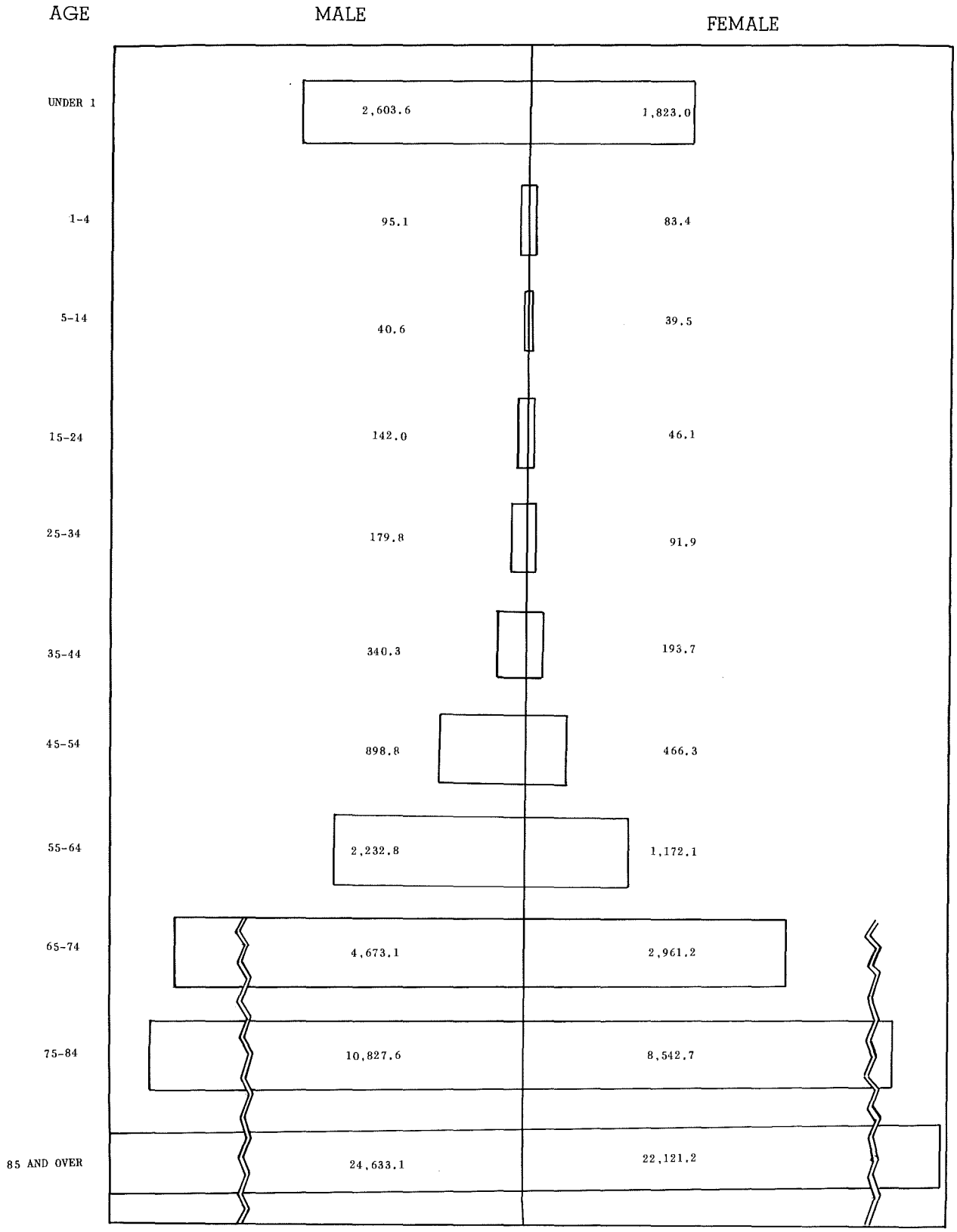

TEN LEADING CAUSES OF DEATH
MAINE, 1964



TEN LEADING CAUSES OF DEATH
MALE, MAINE, 1964

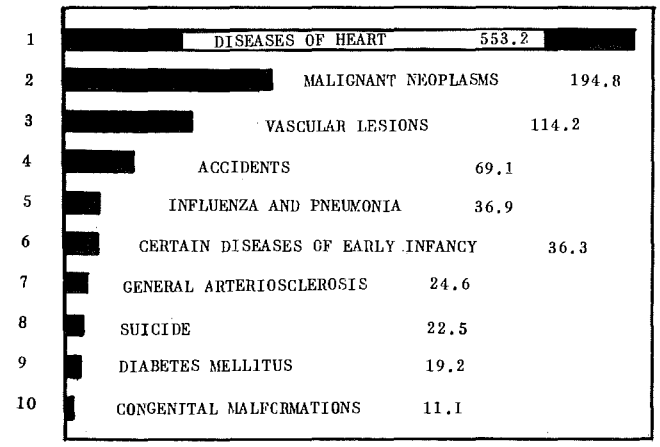

TEN LEADING CAUSES OF DEATH
FEMALE, MAINE, 1964

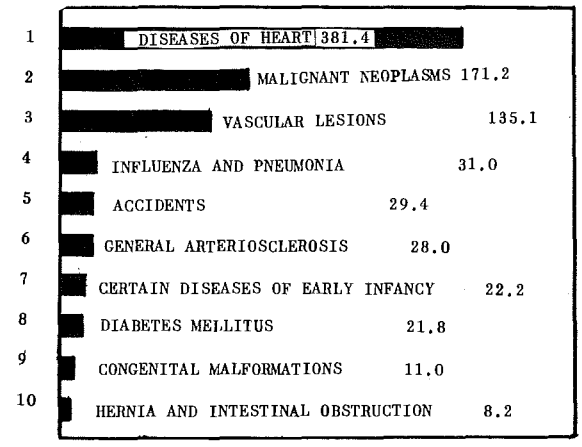

TABLE 3
POPULATION, LIVE BIRTHS, DEATHS, MARRIAGES AND DIVORCES, RATES FOR BIRTHS, DEATHS, INFANT DEATHS, NEONATAL DEATHS, FETAL DEATHS AND MATERNAL DEATHS
MAINE - EVERY FIFTH YEAR FROM 1900-1930 AND YEARLY FROM 1930-1965.

Year	Population	Live Births	Birth Rate Per 1000 Population	Deaths	Death Rate Per 1000 Population	Infant Death Rate	Neonatal Death Rate	Fetal Death Rate	Maternal Death Rate	Marriages	Divorces
1900	694,466	14,095	20.3	11,389	16.4	267.5	----	43.6	56.0	5,482	801
1905	719,000	15,294	21.3	11,381	15.8	234.2	----	46.5	54.9	6,264	848
1910	742,371	15,798	21.3	12,439	16.7	249.2	30.4	42.5	71.5	5,900	911
1915	757,000	16,671	22.0	11,541	15.2	135.7	25.4	41.3	66.0	6,672	1,006
1920	768,014	17,495	22.7	11,850	15.3	102.8	41.2	42.8	76.0	7,884	1,364
1925	782,700	17,706	22.6	10,874	13.8	75.6	51.8	----	68.9	6,226	1,228
1930	797,423	16,199	20.3	11,084	13.9	75.4	41.5	35.9	71.6	6,438	1,466
1931	802,400	16,264	20.2	10,557	13.2	71.8	43.6	37.0	78.7	6,234	1,338
1932	807,400	16,112	20.0	10,797	13.4	63.4	38.5	33.8	60.8	5,565	1,213
1933	812,400	15,070	18.5	11,156	13.7	66.9	41.1	37.3	71.0	6,259	1,107
1934	817,300	15,784	19.3	10,993	13.4	70.2	39.8	35.4	59.6	7,089	1,475
1935	822,300	15,715	19.1	11,042	13.4	62.3	37.8	33.6	57.9	7,089	1,474
1936	827,300	15,342	18.5	11,314	13.7	63.3	37.2	28.6	48.9	7,402	1,491
1937	832,300	15,362	18.4	11,502	13.8	65.5	38.0	29.6	63.8	7,625	1,540
1938	837,300	15,227	18.2	10,495	12.5	56.2	33.2	35.4	46.0	6,670	1,500
1939	842,200	15,135	18.0	10,834	12.9	52.1	32.8	30.8	42.9	7,863	1,444
1940	847,226	15,285	18.0	10,640	12.6	52.9	34.0	24.8	41.2	8,475	1,537
1941	853,900	16,046	18.8	10,498	12.3	50.6	30.5	25.9	26.8	8,752	1,714
1942	860,500	17,714	20.6	10,436	12.1	45.8	25.7	25.5	21.5	8,990	1,742
1943	867,200	18,883	21.8	10,887	12.6	51.2	30.2	20.8	23.8	6,636	1,827
1944	873,800	17,624	20.1	10,302	11.7	47.2	27.7	22.5	22.7	6,211	2,162
1945	880,500	16,647	18.9	9,966	11.3	46.6	27.0	24.1	24.0	7,569	2,497
1946	887,200	20,421	23.0	10,070	11.4	41.5	28.0	18.5	15.2	12,827	3,939
1947	893,800	23,908	26.7	9,983	11.2	35.8	23.8	20.7	14.2	10,664	2,905
1948	900,500	22,270	24.7	10,091	11.2	32.8	21.2	17.1	8.1	9,841	2,244
1949	907,100	21,941	24.2	10,173	11.2	33.4	22.6	17.8	8.2	8,085	2,100
1950	913,774	21,239	23.2	9,962	10.9	31.2	22.0	19.4	5.6	8,617	2,162
1951	913,000	21,142	23.2	10,139	11.1	30.8	21.5	16.8	7.6	8,027	2,040
1952	909,000	21,199	23.3	9,942	10.9	30.0	21.7	17.6	5.7	8,079	2,202
1953	907,000	21,774	23.3	9,817	10.8	26.2	17.9	17.8	3.7	8,197	2,163
1954	917,000	22,439	24.5	9,878	10.8	24.7	16.8	16.2	4.5	7,986	2,079
1955	922,000	22,753	24.7	10,140	11.0	24.5	17.3	28.4	3.5	8,263	1,954
1956	932,000	22,402	24.0	10,183	10.9	25.0	17.9	25.8	6.2	8,176	1,918
1957	943,000	23,062	24.5	10,117	10.7	25.2	18.7	23.3	3.5	7,878	1,890
1958	946,000	23,155	24.5	10,465	11.1	26.3	17.5	20.2	2.6	7,564	1,873
1959	958,000	23,141	24.2	10,817	11.3	26.4	19.1	19.1	2.6	7,599	1,960
1960	969,265	23,282	24.0	10,752	11.1	25.2	18.6	17.7	2.1	7,860	2,025
1961	978,000	23,553	24.1	10,765	11.0	25.6	19.0	17.5	3.8	7,908	2,021
1962	978,000	22,998	23.5	11,083	11.3	25.3	18.2	17.1	2.6	7,980	2,078
1963	982,000	21,919	22.3	11,003	11.2	24.0	17.9	16.3	1.8	8,121	2,193
1964	989,000	21,204	21.4	10,862	11.0	23.5	16.9	17.4	5.7	8,269	2,400

TABLE 4
SUMMARY OF NATALITY STATISTICS BY COUNTY
MAINE, 1964

Counties	Total Live Births	Birth Rate	Sex		Born in hospitals		Plural Births	Fetal Deaths
			Males	Females	Number	Percent		
STATE	21,204	21.4	10,877	10,327	21,097	99.5	205	369
ANDROSCOGGIN	1,864	21.0	905	959	1,860	99.8	18	37
AROOSTOOK	2,564	24.5	1,354	1,210	2,552	99.5	17	53
CUMBERLAND	4,061	21.3	2,147	1,914	4,058	99.9	40	58
FRANKLIN	489	23.4	248	241	486	99.4	6	13
HANCOCK	607	18.9	295	312	604	99.5	6	7
KENNEBEC	1,832	20.2	936	896	1,828	99.8	17	35
KNOX	527	17.8	267	260	504	95.6	3	6
LINCOLN	357	18.8	175	182	357	100.0	4	14
OXFORD	935	21.1	463	472	924	98.8	10	19
PENOBSCOT	3,057	24.0	1,536	1,521	3,051	99.8	43	36
PISCATAQUIS	306	17.6	161	145	300	98.0	2	4
SAGADAHOC	527	22.6	264	263	526	99.8	5	7
SOMERSET	862	21.1	460	402	859	99.7	2	9
WALDO	474	20.5	252	222	469	98.9	4	6
WASHINGTON	569	17.8	295	274	550	96.7	9	9
YORK	2,173	20.8	1,119	1,054	2,169	99.8	19	56

TABLE 5
SUMMARY OF MORTALITY STATISTICS BY COUNTY
MAINE, 1964

Counties	Total Deaths	Crude Death Rate	Sex		Total Infant Deaths	Infant Death Rate	Neonatal Deaths	Neonatal Death Rate	Maternal Deaths
			Males	Females					
STATE	10,862	11.0	5,969	4,893	498	23.5	358	16.9	12
ANDROSCOGGIN	971	10.9	537	434	34	18.2	21	11.3	-
AROOSTOOK	830	7.9	483	347	63	24.6	49	19.1	2
CUMBERLAND	2,136	11.2	1,138	998	113	27.8	85	20.9	1
FRANKLIN	229	11.0	121	108	12	24.5	12	24.5	-
HANCOCK	398	12.4	219	179	22	36.2	14	23.1	1
KENNEBEC	1,019	11.2	562	457	54	29.5	39	21.3	1
KNOX	415	14.0	233	182	10	19.0	9	17.1	-
LINCOLN	277	14.6	149	128	11	30.8	7	19.6	-
OXFORD	467	10.5	252	215	15	16.0	8	8.6	1
PENOBSCOT	1,222	9.6	704	518	53	17.3	38	12.4	2
PISCATAQUIS	241	13.9	134	107	6	19.6	5	16.3	-
SAGADAHOC	268	11.5	137	131	11	20.9	10	19.0	1
SOMERSET	483	11.8	257	226	18	20.9	10	11.6	1
WALDO	301	13.0	159	142	14	29.5	9	19.0	1
WASHINGTON	441	13.8	255	186	18	31.6	11	19.3	1
YORK	1,164	11.1	629	625	44	20.2	31	14.3	-

TABLE 6
LIVE BIRTHS, FETAL DEATHS, INFANT DEATHS,
EACH COUNTY AND SELECTED

Counties and selected urban places	Live births			Total fetal deaths	Total infant deaths	Total deaths	Tuberculosis, all forms (001-019)	Tuberculosis of respiratory system (001-008)	Tuberculosis, other forms (010-019)	Syphilis and its sequelae (020-029)	Typhoid fever (040)	Cholera (043)
	Total live births	Sex										
		Males	Females									
STATE	21204	10877	10327	369	498	10862	22	19	3	11	-	-
ANDROSCOGGIN	1864	905	959	37	34	971	-	-	-	3	-	-
Auburn	507	244	263	16	12	284	-	-	-	2	-	-
Lewiston	864	419	445	12	9	458	-	-	-	1	-	-
Lisbon Falls	161	77	84	2	4	50	-	-	-	-	-	-
Livermore Falls	79	31	48	2	5	39	-	-	-	-	-	-
AROOSTOOK	2564	1354	1210	53	63	830	5	4	1	2	-	-
Caribou	417	222	195	5	8	79	-	-	-	-	-	-
Fort Fairfield	144	70	74	2	8	54	-	-	-	-	-	-
Fort Kent	125	67	58	5	2	38	-	-	-	-	-	-
Houlton	170	88	82	6	5	117	1	-	1	-	-	-
Madawaska	134	71	63	4	3	47	-	-	-	-	-	-
Presque Isle	287	137	150	4	2	80	-	-	-	-	-	-
Van Buren	121	65	56	4	3	43	1	1	-	-	-	-
CUMBERLAND	4061	2147	1914	58	113	2136	5	3	2	3	-	-
Brunswick	487	261	226	6	13	126	-	-	-	1	-	-
Portland	1559	848	711	26	48	1010	5	3	2	1	-	-
South Portland	477	257	220	10	10	233	-	-	-	-	-	-
Westbrook	300	165	135	4	11	160	-	-	-	-	-	-
Yarmouth	95	48	47	2	2	43	-	-	-	-	-	-
FRANKLIN	489	248	241	13	12	229	-	-	-	-	-	-
Farmington	114	55	59	3	2	49	-	-	-	-	-	-
HANCOCK	607	295	312	7	22	398	-	-	-	-	-	-
Ellsworth	96	43	53	1	3	51	-	-	-	-	-	-
KENNEBEC	1832	936	896	35	54	1019	1	1	-	-	-	-
Augusta	468	253	215	4	14	231	-	-	-	-	-	-
Gardiner	148	65	83	1	7	101	-	-	-	-	-	-
Hallowell	75	38	37	2	-	30	-	-	-	-	-	-
Waterville	359	174	185	10	10	216	-	-	-	-	-	-
Winslow	129	63	66	2	3	58	-	-	-	-	-	-
KNOX	527	267	260	6	10	415	2	2	-	-	-	-
Camden	67	34	33	1	-	66	-	-	-	-	-	-
Rockland	200	104	96	3	6	136	1	1	-	-	-	-
Lincoln	357	175	182	14	11	277	-	-	-	-	-	-
OXFORD	935	463	472	19	15	467	-	-	-	-	-	-
Mexico	130	58	72	3	4	40	-	-	-	-	-	-
Norway	78	48	30	1	1	48	-	-	-	-	-	-
Rumford	209	101	108	4	5	81	-	-	-	-	-	-
PENOBSCOT	3057	1536	1521	36	53	1222	4	4	-	1	-	-
Bangor	1089	550	539	10	10	398	1	1	-	1	-	-
Brewer	267	148	119	1	4	85	-	-	-	-	-	-
Dexter	103	42	61	1	7	59	-	-	-	-	-	-
Lincoln	104	48	56	2	3	63	1	1	-	-	-	-
Millinocket	215	123	92	3	3	68	-	-	-	-	-	-
Old Town	214	105	109	3	2	91	1	1	-	-	-	-
Orono	153	77	76	2	1	40	1	1	-	-	-	-
PISCATAQUIS	306	161	145	4	6	241	1	1	-	1	-	-
SAGADAHOC	527	264	263	7	11	268	1	1	-	1	-	-
Bath	239	109	130	5	7	138	1	1	-	1	-	-
SOMERSET	862	460	402	9	18	483	1	1	-	-	-	-
Fairfield	127	63	64	1	1	63	-	-	-	-	-	-
Madison	83	47	36	-	2	52	-	-	-	-	-	-
Pittsfield	95	53	42	1	1	50	-	-	-	-	-	-
Skowhegan	194	96	98	3	2	92	-	-	-	-	-	-
WALDO	474	252	222	6	14	301	-	-	-	-	-	-
Belfast	140	66	74	1	8	93	-	-	-	-	-	-
WASHINGTON	569	295	274	9	18	441	1	1	-	-	-	-
Calais	65	37	28	1	1	77	1	1	-	-	-	-
Eastport	36	14	22	-	-	35	-	-	-	-	-	-
YORK	2173	1119	1054	56	44	1164	1	1	-	-	-	-
Biddeford	454	227	227	17	14	228	1	1	-	-	-	-
Kennebunk	114	57	57	3	2	63	-	-	-	-	-	-
Kittery	206	92	114	1	8	77	-	-	-	-	-	-
Old Orchard Beach	95	46	49	-	2	60	-	-	-	-	-	-
Saco	208	113	95	4	-	124	-	-	-	-	-	-
Sanford	317	166	151	14	4	165	-	-	-	-	-	-

AND DEATHS FROM 65 SELECTED CAUSES
URBAN PLACES: MAINE, 1964

Dysentery, all forms (045-048)	Scarlet fever and streptococcal sore throat (050-051)	Diphtheria (055)	Whooping cough (056)	Meningococcal infections (057)	Plague (058)	Acute poliomyelitis (080)	Smallpox (084)	Measles (085)	Infectious hepatitis (092)	Typhus and other rickettsial diseases (100-108)	Malaria (110-117)	All other infective and parasitic diseases (residual)	Malignant neoplasms, including neoplasms of lymphatic and hematopoietic tissues (140-205)	Malignant neoplasm of buccal cavity and pharynx (140-148)
-	-	2	-	4	-	-	-	5	5	-	-	18	1806	33
-	-	-	-	1	-	-	-	-	-	-	-	6	169	3
-	-	-	-	-	-	-	-	-	-	-	-	3	42	2
-	-	-	-	-	-	-	-	-	-	-	-	1	84	1
-	-	-	-	1	-	-	-	-	-	-	-	1	6	-
-	-	-	-	-	-	-	-	-	-	-	-	-	6	-
-	-	-	-	1	-	-	-	-	1	-	-	3	105	4
-	-	-	-	1	-	-	-	-	-	-	-	-	14	1
-	-	-	-	-	-	-	-	-	-	-	-	-	4	-
-	-	-	-	-	-	-	-	-	-	-	-	-	6	-
-	-	-	-	-	-	-	-	-	-	-	-	1	11	-
-	-	-	-	-	-	-	-	-	-	-	-	1	9	1
-	-	-	-	-	-	-	-	-	-	-	-	-	14	-
-	-	-	-	-	-	-	-	-	1	-	-	-	9	2
-	-	-	-	2	-	-	-	-	2	-	-	-	365	6
-	-	-	-	-	-	-	-	-	-	-	-	-	22	1
-	-	-	-	2	-	-	-	-	2	-	-	-	165	3
-	-	-	-	-	-	-	-	-	-	-	-	-	45	-
-	-	-	-	-	-	-	-	-	-	-	-	-	22	-
-	-	-	-	-	-	-	-	-	-	-	-	-	11	-
-	-	-	-	-	-	-	-	2	-	-	-	2	36	-
-	-	-	-	-	-	-	-	-	-	-	-	2	8	-
-	-	-	-	-	-	-	-	-	-	-	-	1	68	-
-	-	-	-	-	-	-	-	-	-	-	-	-	12	-
-	-	-	-	-	-	-	-	1	-	-	-	1	169	9
-	-	-	-	-	-	-	-	-	-	-	-	1	35	1
-	-	-	-	-	-	-	-	-	-	-	-	-	23	3
-	-	-	-	-	-	-	-	-	-	-	-	-	6	-
-	-	-	-	-	-	-	-	-	-	-	-	-	27	1
-	-	-	-	-	-	-	-	1	-	-	-	-	15	-
-	-	-	-	-	-	-	-	-	-	-	-	-	65	1
-	-	-	-	-	-	-	-	-	-	-	-	-	12	-
-	-	-	-	-	-	-	-	-	-	-	-	-	16	1
-	-	-	-	-	-	-	-	-	-	-	-	-	46	-
-	-	1	-	-	-	-	-	-	-	-	-	-	84	2
-	-	-	-	-	-	-	-	-	-	-	-	-	6	-
-	-	-	-	-	-	-	-	-	-	-	-	-	8	-
-	-	-	-	-	-	-	-	-	-	-	-	-	20	-
-	-	-	-	-	-	-	-	1	1	-	-	2	203	4
-	-	-	-	-	-	-	-	1	-	-	-	-	61	-
-	-	-	-	-	-	-	-	-	-	-	-	-	15	-
-	-	-	-	-	-	-	-	-	-	-	-	-	7	-
-	-	-	-	-	-	-	-	-	-	-	-	-	11	1
-	-	-	-	-	-	-	-	-	1	-	-	-	15	-
-	-	-	-	-	-	-	-	-	-	-	-	-	20	1
-	-	-	-	-	-	-	-	-	-	-	-	2	7	-
-	-	-	-	-	-	-	-	-	-	-	-	-	41	-
-	-	-	-	-	-	-	-	-	-	-	-	-	37	-
-	-	-	-	-	-	-	-	-	-	-	-	-	16	-
-	-	-	-	-	-	-	-	-	1	-	-	-	91	-
-	-	-	-	-	-	-	-	-	-	-	-	-	13	-
-	-	-	-	-	-	-	-	-	-	-	-	-	8	-
-	-	-	-	-	-	-	-	-	-	-	-	-	10	-
-	-	-	-	-	-	-	-	-	-	-	-	-	16	-
-	-	-	-	-	-	-	-	-	-	-	-	2	62	-
-	-	-	-	-	-	-	-	-	-	-	-	1	20	-
-	-	-	-	-	-	-	-	-	-	-	-	-	64	1
-	-	-	-	-	-	-	-	-	-	-	-	-	10	-
-	-	-	-	-	-	-	-	-	-	-	-	-	7	-
-	-	1	-	-	-	-	-	1	-	-	-	1	201	3
-	-	-	-	-	-	-	-	-	-	-	-	1	35	1
-	-	-	-	-	-	-	-	-	-	-	-	-	13	-
-	-	-	-	-	-	-	-	-	-	-	-	-	14	-
-	-	-	-	-	-	-	-	-	-	-	-	-	13	-
-	-	-	-	-	-	-	-	-	-	-	-	-	14	-
-	-	1	-	-	-	-	-	-	-	-	-	-	30	1

TABLE 6
LIVE BIRTHS, FETAL DEATHS, INFANT DEATHS,
EACH COUNTY AND SELECTED

Counties and selected urban places	Malignant neoplasm of digestive organs and peritoneum (150-156.1, 157-159)	Malignant neoplasm of respiratory system (160-164)	Malignant neoplasm of breast (170)	Malignant neoplasm of genital organs (171-179)	Malignant neoplasm of urinary organs (180,181)	Malignant neoplasm of other and unspecified sites (156.2, 165, 190-199)	Leukemia and aleukemia (204)	Lymphosarcoma and other neoplasms of lymphatic and hematopoietic tissues (200-203, 205)	Benign neoplasms and neoplasms of unspecified nature (210-239)	Diabetes mellitus (260)	Anemias (290-293)	Meningitis, except meningococcal and tuberculous (340)
STATE	624	305	140	253	96	192	83	80	30	203	9	11
ANDROSCOGGIN	66	24	17	23	14	14	4	4	5	16	2	2
Auburn	17	5	3	5	2	4	1	3	2	3	-	1
Lewiston	31	15	11	9	6	7	3	1	3	10	-	-
Lisbon Falls	3	1	-	2	-	-	-	-	-	1	1	-
Livermore Falls	2	1	1	-	1	1	-	-	-	-	1	-
AROOSTOOK	37	13	6	19	3	6	11	6	3	13	1	1
Caribou	5	3	2	2	-	-	1	-	-	-	-	-
Fort Fairfield	2	1	-	-	-	-	-	1	-	1	-	-
Fort Kent	2	-	-	2	1	-	1	-	-	2	-	-
Houlton	5	2	1	2	-	-	1	-	1	-	-	-
Madawaska	2	-	1	1	1	3	-	-	-	-	-	-
Presque Isle	8	-	1	1	-	1	2	1	-	-	-	-
Van Buren	3	-	-	3	-	-	-	1	-	1	-	-
CUMBERLAND	120	70	25	42	13	46	23	20	2	38	2	3
Brunswick	7	1	2	3	2	2	4	-	-	2	-	-
Portland	59	34	12	20	6	17	6	8	1	15	2	1
South Portland	13	9	3	4	1	8	4	3	-	2	-	-
Westbrook	8	3	1	1	-	5	2	2	-	3	-	-
Yarmouth	1	5	-	2	1	2	-	-	-	-	-	-
FRANKLIN	17	2	4	3	3	5	1	1	-	2	1	-
Farmington	4	-	2	1	1	-	-	-	-	1	-	-
HANCOCK	28	11	9	6	2	8	2	2	-	6	1	-
Ellsworth	6	2	3	1	-	-	-	-	-	-	-	-
KENNEBEC	56	17	14	32	14	16	5	6	3	31	-	-
Augusta	15	2	4	8	1	2	1	1	1	2	-	-
Gardiner	6	7	-	1	2	3	-	1	-	1	-	-
Hallowell	3	-	-	1	2	-	-	-	-	-	-	-
Waterville	7	3	3	6	3	2	1	1	-	12	-	-
Winslow	7	1	2	2	1	1	-	1	1	5	-	-
KNOX	29	14	2	6	5	4	2	2	1	7	1	-
Camden	6	1	-	1	2	2	-	-	-	2	-	-
Rockland	6	2	2	2	2	-	1	-	1	1	-	-
LINCOLN	15	9	2	6	2	6	3	3	1	5	-	-
OXFORD	19	15	8	17	5	9	2	7	1	3	-	2
Mexico	2	3	-	1	-	-	-	-	-	-	-	-
Norway	3	1	-	1	-	1	1	1	-	2	-	1
Rumford	7	4	2	3	1	1	-	2	1	-	-	1
PENOBSCOT	73	38	18	18	11	27	5	9	5	22	-	-
Bangor	20	14	7	7	2	9	-	2	2	6	-	-
Brewer	6	3	1	1	2	1	-	1	-	1	-	-
Dexter	4	-	1	-	-	1	1	1	-	1	-	-
Lincoln	5	1	1	1	-	1	-	1	-	1	-	-
Millinocket	8	1	1	2	-	3	-	-	-	1	-	-
Old Town	8	4	-	1	-	3	1	2	1	2	-	-
Orono	2	2	1	-	-	1	1	-	-	-	-	-
PISCATAQUIS	12	8	7	6	1	2	3	2	-	5	-	-
SAGADAHOC	10	6	3	12	2	2	2	-	3	5	-	1
Bath	5	4	1	5	-	-	1	-	1	2	-	1
SOMERSET	30	17	5	15	5	12	5	2	1	8	1	-
Fairfield	4	2	-	3	-	3	1	-	-	1	-	-
Madison	5	-	1	2	-	-	-	-	-	3	-	-
Pittsfield	2	4	-	2	1	1	-	-	1	-	-	-
Skowhegan	8	1	-	2	-	2	2	1	-	1	-	-
WALDO	26	9	2	7	6	6	2	4	2	8	-	-
Belfast	9	3	1	3	1	1	1	1	-	1	-	-
WASHINGTON	20	12	5	12	1	7	3	3	1	3	-	-
Calais	4	1	-	3	-	1	1	-	-	1	-	-
Eastport	1	2	-	1	1	1	-	1	-	-	-	-
YORK	66	40	13	29	9	22	10	9	2	31	-	2
Biddeford	11	7	-	8	1	4	2	1	1	8	-	1
Kennebunk	4	2	1	1	1	4	-	-	-	1	-	-
Kittery	5	4	2	3	-	-	-	-	-	2	-	-
Old Orchard Beach	2	4	1	3	1	-	1	1	-	2	-	-
Saco	2	2	1	3	1	2	2	1	-	2	-	-
Sanford	12	1	2	4	2	2	2	4	-	3	-	1

(Continued)
AND DEATHS FROM 65 SELECTED CAUSES
URBAN PLACES: MAINE, 1964

Major cardiovascular-renal diseases (330-334, 400-468, 592-594)	Diseases of cardiovascular system (330-334, 400-468)	Vascular lesions affecting central nervous system (330-334)	Rheumatic fever (400-402)	Diseases of heart (410-443)	Chronic rheumatic heart disease (410-416)	Arteriosclerotic heart disease, including coronary disease (420)	Nonrheumatic chronic endocarditis and other myocardial degeneration (421, 422)	Other diseases of heart (430, 434)	Hypertension with heart disease (440-443)	Hypertension without mention of heart (444-447)	General arteriosclerosis (450)	Other diseases of circulatory system (451-468)	Chronic and unspecified nephritis and other renal sclerosis (592-594)	Influenza and pneumonia, except pneumonia of newborn (480-493)
6415	6337	1236	6	4595	85	3664	362	133	351	75	261	164	78	335
576	570	82	-	432	5	372	24	9	22	4	26	26	6	35
175	173	27	-	130	2	113	9	2	3	1	5	10	2	15
274	270	32	-	212	1	184	8	4	15	1	14	11	4	8
27	27	7	-	17	1	14	2	-	-	-	1	2	-	4
14	14	2	-	11	-	10	-	1	-	1	-	-	-	3
495	480	91	-	352	5	298	20	11	18	9	15	13	15	15
41	41	9	-	31	-	28	2	-	1	-	1	-	-	2
35	33	4	-	24	-	20	3	-	1	4	-	1	2	2
22	22	4	-	17	-	16	1	-	-	-	1	-	-	-
76	75	22	-	44	2	37	1	3	1	3	1	5	1	2
24	22	4	-	15	-	13	-	1	1	-	2	1	2	1
51	50	9	-	38	-	33	1	2	2	-	2	1	1	2
19	18	5	-	12	-	9	-	-	3	-	1	-	1	-
1236	1229	265	1	880	14	706	87	22	51	10	39	34	7	82
61	61	17	-	41	-	32	3	4	2	1	2	-	-	2
607	605	137	1	426	9	330	54	5	22	6	16	19	2	39
135	135	29	-	98	-	92	3	1	2	1	5	2	-	8
97	97	16	-	76	2	58	5	3	8	1	3	1	-	6
25	22	7	-	13	-	12	1	-	-	1	1	-	3	1
126	126	27	-	92	1	71	12	1	7	-	1	6	-	6
27	27	7	-	20	-	14	4	-	2	-	-	-	-	-
229	227	48	-	168	4	135	13	4	12	1	4	6	2	13
26	25	5	-	19	1	16	1	-	1	-	-	1	1	1
586	579	107	-	427	11	346	24	11	35	4	23	18	7	36
137	134	28	-	97	2	81	3	2	9	-	4	5	3	8
56	55	9	-	39	-	32	5	-	2	1	5	1	1	4
18	18	6	-	12	-	11	-	-	1	-	-	-	-	1
127	125	27	-	86	5	72	1	4	4	1	8	3	2	9
24	24	2	-	18	-	15	-	3	-	-	1	3	-	1
271	270	60	-	180	6	130	21	10	13	10	11	9	1	3
48	48	9	-	32	2	24	4	2	-	3	3	1	-	-
87	86	14	-	63	2	46	7	2	6	2	4	3	1	3
172	168	37	-	119	-	101	13	1	4	2	9	1	4	15
293	290	54	-	208	5	160	20	3	20	4	18	6	3	9
26	26	7	-	18	-	15	1	-	2	-	1	-	-	1
31	31	7	-	21	2	16	1	-	2	1	2	-	-	-
46	44	10	-	32	2	24	2	-	4	-	1	1	2	2
709	702	144	1	505	10	407	40	11	37	9	26	17	7	43
240	237	40	-	175	4	138	15	3	15	5	12	5	3	19
57	57	16	-	35	1	29	-	2	3	-	3	3	-	5
28	27	2	-	24	-	19	4	1	-	-	1	-	1	2
37	37	3	-	33	-	26	1	-	6	-	-	1	-	1
35	35	10	-	21	1	18	1	1	-	2	1	1	-	-
53	53	12	-	39	1	37	-	-	1	-	2	-	-	1
17	17	4	-	11	-	9	2	-	-	1	1	-	-	-
138	134	20	1	105	3	68	14	3	17	1	6	1	4	4
162	160	39	-	111	6	86	5	2	12	2	7	1	2	9
80	79	19	-	56	3	42	2	1	8	1	3	-	1	6
275	271	59	3	179	2	150	6	9	12	3	21	6	4	16
33	32	9	-	21	1	18	-	-	2	-	2	-	1	1
32	32	2	-	28	-	26	1	1	-	-	1	1	-	1
22	21	8	1	11	-	9	-	-	2	-	1	-	1	5
59	59	16	-	31	-	21	2	5	3	1	8	3	-	1
171	169	32	-	119	1	87	7	7	17	1	14	3	2	8
51	50	7	-	39	1	29	1	2	6	-	3	1	1	3
272	267	50	-	200	4	134	27	6	29	5	8	4	5	8
48	48	9	-	38	1	18	11	1	7	1	-	-	-	-
21	21	6	-	15	-	13	-	-	2	-	-	-	-	1
704	695	121	-	518	8	413	29	23	45	10	33	13	9	33
32	32	16	-	99	-	79	2	5	13	1	13	2	-	13
35	34	7	-	24	-	18	2	-	4	1	1	1	1	1
42	41	13	-	26	1	24	1	-	-	-	2	-	1	1
36	36	9	-	23	-	19	2	1	1	1	1	2	-	2
87	85	10	-	71	1	54	3	7	6	-	3	1	2	4
24	24	17	-	80	2	67	8	-	3	1	5	1	-	2

TABLE 6
LIVE BIRTHS, FETAL DEATHS, INFANT DEATHS,
EACH COUNTY AND SELECTED

Counties and selected urban places	Influenza (480-483)	Pneumonia, except pneumonia of newborn (490-493)	Bronchitis (500-502)	Ulcer of stomach and duodenum (540, 541)	Appendicitis (550-553)	Hernia and intestinal obstruction (560, 561, 570)	Gastritis, duodenitis, and colitis, except diarrhea of newborn (543, 571, 572)	Cirrhosis of liver (581)	Acute nephritis and nephritis with edema, including nephrosis (590, 591)	Hyperplasia of prostate (610)	Deliveries and complications of pregnancy, childbirth, and the puerperium (640-689)	Abortion (650-652)
STATE	13	322	36	68	9	83	35	85	6	21	12	1
ANDROSCOGGIN	-	35	3	7	1	7	4	9	-	2	-	-
Auburn	-	15	1	1	-	3	2	2	-	-	-	-
Lewiston	-	8	2	5	1	4	2	7	-	1	-	-
Lisbon Falls	-	4	-	-	-	-	-	-	-	-	-	-
Livermore Falls	-	3	-	-	-	-	-	-	-	-	-	-
AROOSTOOK	1	14	5	5	-	9	3	3	1	1	2	-
Caribou	-	2	1	-	-	1	1	1	-	-	-	-
Fort Fairfield	-	2	-	-	-	2	-	-	-	-	-	-
Fort Kent	-	-	-	-	-	-	-	-	-	-	1	-
Houlton	-	2	-	2	-	1	1	-	-	-	-	-
Madawaska	-	1	-	1	-	-	-	-	-	-	-	-
Presque Isle	-	2	-	-	-	2	-	1	-	-	-	-
Van Buren	-	-	2	1	-	-	-	-	-	-	1	-
CUMBERLAND	1	81	4	14	1	23	5	19	-	-	1	-
Brunswick	-	2	1	2	-	3	-	-	-	-	1	-
Portland	1	38	1	4	1	9	4	12	-	-	-	-
South Portland	-	8	-	1	-	4	-	1	-	-	-	-
Westbrook	-	6	-	1	-	2	1	-	-	-	-	-
Yarmouth	-	1	-	1	-	-	-	1	-	-	-	-
FRANKLIN	1	5	-	1	-	-	2	-	-	-	-	-
Farmington	-	-	-	1	-	-	1	-	-	-	-	-
HANCOCK	-	13	2	1	1	4	1	1	1	1	1	-
Ellsworth	-	1	-	-	-	-	-	-	-	1	1	-
KENNEBEC	2	34	7	12	-	2	2	8	1	3	1	-
Augusta	1	7	1	2	-	-	1	1	-	1	-	-
Gardiner	-	4	1	2	-	1	-	-	-	-	1	-
Hallowell	-	1	-	-	-	-	-	-	-	-	-	-
Waterville	1	8	3	3	-	-	1	3	1	-	-	-
Winslow	-	1	-	1	-	-	-	1	-	-	-	-
KNOX	-	3	1	3	-	3	-	2	-	2	-	-
Camden	-	-	-	-	-	1	-	-	-	-	-	-
Rockland	-	3	1	2	-	-	-	-	-	1	-	-
LINCOLN	-	15	1	2	-	4	-	1	-	-	-	-
OXFORD	-	9	-	3	1	3	2	5	-	2	1	-
Mexico	-	1	-	-	-	-	-	1	-	-	-	-
Norway	-	-	-	1	1	-	-	-	-	-	-	-
Rumford	-	2	-	1	-	-	1	-	-	-	-	-
PENOBSCOT	5	38	4	7	1	2	4	8	2	-	2	-
Bangor	5	14	3	2	-	1	1	2	-	-	-	-
Brewer	-	5	-	-	-	-	-	-	-	-	-	-
Dexter	-	2	-	1	-	-	-	1	1	-	1	-
Lincoln	-	1	-	-	-	-	-	-	-	-	-	-
Millinocket	-	-	-	-	1	-	-	-	-	-	-	-
Old Town	-	1	-	-	-	-	-	-	-	-	-	-
Orono	-	-	-	1	-	1	1	-	-	-	-	-
PISCATAQUIS	-	4	-	1	-	2	-	5	-	2	-	-
SAGADAHOC	-	9	2	2	-	3	-	2	-	-	1	-
Bath	-	6	1	2	-	3	-	-	-	-	1	-
SOMERSET	-	16	2	1	-	6	4	3	-	-	1	-
Fairfield	-	1	1	-	-	1	-	2	-	-	-	-
Madison	-	1	-	-	-	1	1	-	-	-	-	-
Pittsfield	-	5	1	-	-	1	-	-	-	-	-	-
Skowhegan	-	1	-	-	-	1	1	-	-	-	-	-
WALDO	1	7	-	2	-	2	1	2	1	3	1	1
Belfast	-	3	-	-	-	1	1	1	1	2	-	-
WASHINGTON	-	8	4	3	3	3	1	5	-	2	1	-
Calais	-	-	-	1	-	-	-	4	-	-	-	-
Eastport	-	1	-	-	-	-	-	-	-	-	1	-
YORK	2	31	1	4	1	10	6	12	-	3	-	-
Biddeford	1	12	-	-	-	2	1	3	-	-	-	-
Kennebunk	-	1	-	-	-	1	-	1	-	-	-	-
Kittery	-	1	-	-	-	-	-	-	-	1	-	-
Old Orchard Beach	-	2	-	2	-	-	-	-	-	1	-	-
Saco	-	4	-	-	1	2	1	-	-	-	-	-
Sanford	-	2	-	-	-	-	1	3	-	-	-	-

AND DEATHS FROM 65 SELECTED CAUSES
URBAN PLACES: MAINE, 1964

All other complications (640-649, 660-689)	Congenital malformations (750-759)	Certain diseases of early infancy (760-776)	Birth injuries, postnatal asphyxia and atelectasis (760-762)	Infections of newborn (763-768)	Other diseases peculiar to early infancy, and immaturity unqualified (769-776)	Symptoms, senility, and ill-defined conditions (780-795)	All other diseases (residual)	Accidents (E800-E962)	Motor vehicle accidents (E810-E835)	All other accidents (E800-E802, E840-E962)	Suicide (E963, E970-E979)	Homicide (E964, E980-E985)	Injury resulting from operations of war (E965, E990-E999)
11	109	287	134	17	136	81	526	481	197	284	133	13	1
-	12	16	10	-	6	5	36	35	19	16	17	2	-
-	4	3	3	-	-	-	12	8	1	7	5	1	-
-	5	4	3	-	1	2	16	18	10	8	9	1	-
-	-	4	3	-	1	-	2	1	1	-	2	-	-
-	3	3	1	-	2	-	2	6	5	1	1	-	-
2	16	37	14	7	16	4	42	49	24	25	6	1	1
-	5	2	1	-	1	-	7	1	1	-	1	1	-
-	3	3	3	-	-	-	3	-	-	-	1	-	-
1	-	2	-	1	1	1	1	3	2	1	-	-	-
-	-	4	2	1	1	1	4	12	-	12	-	-	-
-	2	1	-	-	1	-	4	4	3	1	-	-	-
-	1	-	-	-	-	-	3	5	1	4	1	-	-
1	1	2	1	1	-	-	4	1	1	-	-	-	-
1	22	70	31	1	38	6	116	92	40	52	22	1	-
1	3	9	5	-	4	-	10	8	5	3	1	-	-
-	7	33	14	1	18	3	57	37	15	22	8	-	-
-	3	7	3	-	4	1	17	7	3	4	2	-	-
-	4	5	1	-	4	-	9	8	4	4	2	-	-
-	-	2	-	-	2	-	1	1	1	-	-	-	-
-	2	9	3	-	6	1	14	21	8	13	4	-	-
-	-	2	-	-	2	-	-	6	3	3	1	-	-
1	5	12	5	-	7	2	26	17	4	13	5	-	-
1	1	2	1	-	1	-	2	5	1	4	-	-	-
1	11	33	19	1	13	3	44	51	18	33	13	-	-
-	-	13	6	1	6	-	13	13	5	8	2	-	-
1	3	2	-	-	2	-	3	3	1	2	1	-	-
-	1	-	-	-	-	-	1	3	1	2	-	-	-
-	3	6	5	-	1	-	8	10	3	7	3	-	-
-	-	1	1	-	-	-	3	4	4	-	1	-	-
-	4	7	4	1	2	2	23	14	4	10	3	1	-
-	-	-	-	-	-	-	2	-	-	-	1	-	-
-	1	5	3	1	1	2	9	5	2	3	1	-	-
-	1	5	2	1	2	1	11	4	2	2	8	-	-
1	5	4	1	-	3	2	21	16	15	11	9	-	-
-	2	-	-	-	-	-	3	1	1	-	-	-	-
-	-	-	-	-	-	-	1	3	2	1	-	-	-
-	1	3	-	-	3	1	2	1	1	-	1	-	-
2	9	34	21	2	11	20	71	51	18	33	12	4	-
-	2	5	4	-	1	8	23	15	6	9	2	3	-
-	1	2	2	-	-	-	3	1	1	-	-	-	-
1	-	6	2	-	4	3	4	2	-	2	-	1	-
-	-	2	2	-	-	1	3	5	1	4	1	-	-
-	1	2	1	-	1	3	6	3	1	2	-	-	-
-	1	2	2	-	-	1	5	3	1	2	1	-	-
-	-	1	1	-	-	1	4	4	1	3	-	-	-
-	-	5	3	-	2	10	8	17	10	7	1	-	-
1	-	10	3	2	5	1	13	9	6	3	5	1	-
1	-	6	2	1	3	1	9	5	3	2	2	-	-
1	5	7	1	-	6	8	25	18	9	9	7	2	-
-	-	1	1	-	-	-	4	5	2	3	1	-	-
-	-	-	-	-	-	4	1	1	1	-	-	-	-
-	1	-	-	-	-	2	2	3	2	1	1	1	-
-	1	1	-	-	1	-	8	2	-	2	1	-	-
-	2	9	2	1	6	3	11	7	2	5	4	-	-
-	1	5	1	-	4	-	3	1	-	1	1	-	-
-	7	6	3	-	3	4	11	37	17	20	5	-	-
-	-	1	-	-	1	-	2	8	1	7	1	-	-
1	-	-	-	-	-	-	1	4	2	2	-	-	-
-	8	23	12	1	10	9	54	43	11	32	12	1	-
-	4	6	3	-	3	2	7	7	4	3	5	-	-
-	-	2	2	-	-	2	5	2	1	1	-	-	-
-	2	3	-	-	3	1	4	6	2	4	1	-	-
-	1	-	-	-	-	-	1	2	1	1	-	-	-
-	-	-	-	-	-	2	9	-	-	-	2	-	-
-	-	1	1	-	-	-	11	7	1	6	1	-	-

TABLE 7
DEATHS FROM 254 SELECTED CAUSES BY AGE AND SEX
MAINE, 1964

Cause of Death	Total	Sex		Age in Years																			
		M	F	Under 1	1 to 4	5 to 9	10 to 14	15 to 19	20 to 24	25 to 29	30 to 34	35 to 39	40 to 44	45 to 49	50 to 54	55 to 59	60 to 64	65 to 69	70 to 74	75 to 79	80 to 84	85 and over	Unk.
ALL CAUSES	10862	5969	4893	498	80	47	33	80	68	60	80	115	193	286	479	647	863	1146	1402	1595	1457	1727	6
MALES	5969	5969	-	299	43	25	16	58	55	39	53	69	125	202	314	420	543	698	785	842	677	705	1
FEMALES	4893	-	4893	199	37	22	17	22	13	21	27	46	68	84	165	227	320	448	617	753	780	1022	5
I. Infective and parasitic diseases...	67	39	28	3	8	2	-	1	-	1	2	1	4	2	7	3	2	8	5	9	8	1	-
Tuberculosis, all forms..... 001-019	22	18	4	-	-	-	-	1	-	-	-	-	2	1	3	3	-	3	3	4	1	1	-
Tuberculosis of respiratory system..... 001-008	19	17	2	-	-	-	-	1	-	-	-	-	2	1	3	2	-	2	3	3	1	1	-
Tuberculosis of meninges and central nervous system..... 010	-	-	-	-	-	-	-	-	-	-	-	-	-	-	-	-	-	-	-	-	-	-	-
Tuberculosis of intestines peritoneum, and mesenteric glands..... 011	-	-	-	-	-	-	-	-	-	-	-	-	-	-	-	-	-	-	-	-	-	-	-
Tuberculosis of vertebral column 012.0,013.0	-	-	-	-	-	-	-	-	-	-	-	-	-	-	-	-	-	-	-	-	-	-	-
Tuberculosis of other bones and joints..... 012.1-012.3,013.1-013.3	-	-	-	-	-	-	-	-	-	-	-	-	-	-	-	-	-	-	-	-	-	-	-
Tuberculosis of genito-urinary system..... 016	2	1	1	-	-	-	-	-	-	-	-	-	-	-	-	1	-	-	-	1	-	-	-
Tuberculosis of lymphatic system and other organs..... 014,015,017,018	1	-	1	-	-	-	-	-	-	-	-	-	-	-	-	-	-	1	-	-	-	-	-
Disseminated tuberculosis..... 019	-	-	-	-	-	-	-	-	-	-	-	-	-	-	-	-	-	-	-	-	-	-	-
Syphilis and its sequelae..... 020-029	11	6	5	-	-	-	-	-	-	-	-	-	1	-	2	-	1	3	-	3	1	-	-
Congenital syphilis..... 020	-	-	-	-	-	-	-	-	-	-	-	-	-	-	-	-	-	-	-	-	-	-	-
Early syphilis..... 021	-	-	-	-	-	-	-	-	-	-	-	-	-	-	-	-	-	-	-	-	-	-	-
Aneurysm of aorta..... 022	4	3	1	-	-	-	-	-	-	-	-	-	-	-	-	-	1	1	-	1	1	-	-
Other cardiovascular syphilis.... 023	3	1	2	-	-	-	-	-	-	-	-	-	-	-	-	-	-	2	-	1	-	-	-
Tabes dorsalis..... 024	1	-	1	-	-	-	-	-	-	-	-	-	-	-	-	-	-	-	-	1	-	-	-
General paralysis of insane..... 025	1	1	-	-	-	-	-	-	-	-	-	-	1	-	-	-	-	-	-	-	-	-	-
Other syphilis of central nervous system..... 026	2	1	1	-	-	-	-	-	-	-	-	-	-	-	2	-	-	-	-	-	-	-	-
Other syphilis..... 027-029	-	-	-	-	-	-	-	-	-	-	-	-	-	-	-	-	-	-	-	-	-	-	-
Gonococcal infection..... 030-035	-	-	-	-	-	-	-	-	-	-	-	-	-	-	-	-	-	-	-	-	-	-	-
Typhoid fever..... 040	-	-	-	-	-	-	-	-	-	-	-	-	-	-	-	-	-	-	-	-	-	-	-
Paratyphoid fever..... 041	-	-	-	-	-	-	-	-	-	-	-	-	-	-	-	-	-	-	-	-	-	-	-
Other salmonella infections..... 042	-	-	-	-	-	-	-	-	-	-	-	-	-	-	-	-	-	-	-	-	-	-	-
Cholera..... 043	-	-	-	-	-	-	-	-	-	-	-	-	-	-	-	-	-	-	-	-	-	-	-
Brucellosis (undulant fever)..... 044	-	-	-	-	-	-	-	-	-	-	-	-	-	-	-	-	-	-	-	-	-	-	-
Dysentery, all forms..... 045-048	-	-	-	-	-	-	-	-	-	-	-	-	-	-	-	-	-	-	-	-	-	-	-
Scarlet fever..... 050	-	-	-	-	-	-	-	-	-	-	-	-	-	-	-	-	-	-	-	-	-	-	-
Streptococcal sore throat..... 051	-	-	-	-	-	-	-	-	-	-	-	-	-	-	-	-	-	-	-	-	-	-	-
Erysipelas..... 052	-	-	-	-	-	-	-	-	-	-	-	-	-	-	-	-	-	-	-	-	-	-	-
Septicemia and pyemia..... 053	5	3	2	-	-	-	-	-	-	-	-	-	-	-	1	-	-	-	-	1	3	-	-
Diptheria..... 055	2	-	2	-	-	-	-	-	-	-	-	-	1	-	-	-	-	-	1	-	-	-	-
Whooping cough..... 056	-	-	-	-	-	-	-	-	-	-	-	-	-	-	-	-	-	-	-	-	-	-	-
Meningococcal infections..... 057	4	3	1	-	3	-	-	-	-	-	-	-	-	-	-	-	-	-	1	-	-	-	-
Plague..... 058	-	-	-	-	-	-	-	-	-	-	-	-	-	-	-	-	-	-	-	-	-	-	-

Tularemia	059	-	-	-	-	-	-	-	-	-	-	-	-	-	-	-	-	-	-	-	-	-	-	-
Leprosy	060	-	-	-	-	-	-	-	-	-	-	-	-	-	-	-	-	-	-	-	-	-	-	-
Tetanus	061	-	-	-	-	-	-	-	-	-	-	-	-	-	-	-	-	-	-	-	-	-	-	-
Anthrax	062	-	-	-	-	-	-	-	-	-	-	-	-	-	-	-	-	-	-	-	-	-	-	-
Acute poliomyelitis	080	-	-	-	-	-	-	-	-	-	-	-	-	-	-	-	-	-	-	-	-	-	-	-
Late effects of acute poliomyelitis	081	-	-	-	-	-	-	-	-	-	-	-	-	-	-	-	-	-	-	-	-	-	-	-
Acute infectious encephalitis	082	4	2	2	-	1	-	-	-	-	-	1	1	-	-	1	-	-	-	-	-	-	-	-
Late effects of acute infectious encephalitis	083	-	-	-	-	-	-	-	-	-	-	-	-	-	-	-	-	-	-	-	-	-	-	-
Smallpox	084	-	-	-	-	-	-	-	-	-	-	-	-	-	-	-	-	-	-	-	-	-	-	-
Measles	085	5	2	3	-	3	2	-	-	-	-	-	-	-	-	-	-	-	-	-	-	-	-	-
Yellow fever	091	-	-	-	-	-	-	-	-	-	-	-	-	-	-	-	-	-	-	-	-	-	-	-
Infectious hepatitis	092	5	-	5	-	1	-	-	-	-	-	1	-	-	1	-	-	-	-	-	1	1	-	-
Rabies	094	-	-	-	-	-	-	-	-	-	-	-	-	-	-	-	-	-	-	-	-	-	-	-
Tick-borne typhus	104	-	-	-	-	-	-	-	-	-	-	-	-	-	-	-	-	-	-	-	-	-	-	-
Typhus, other and unspecified, and other rickettsial disease	100-103,105-108	-	-	-	-	-	-	-	-	-	-	-	-	-	-	-	-	-	-	-	-	-	-	-
Malaria	110-117	-	-	-	-	-	-	-	-	-	-	-	-	-	-	-	-	-	-	-	-	-	-	-
Schistosomiasis	123	-	-	-	-	-	-	-	-	-	-	-	-	-	-	-	-	-	-	-	-	-	-	-
Hydatid disease	125	-	-	-	-	-	-	-	-	-	-	-	-	-	-	-	-	-	-	-	-	-	-	-
Filariasis	127	-	-	-	-	-	-	-	-	-	-	-	-	-	-	-	-	-	-	-	-	-	-	-
Ankylostomiasis	129	-	-	-	-	-	-	-	-	-	-	-	-	-	-	-	-	-	-	-	-	-	-	-
Other diseases due to helminths	124,126,128,130	-	-	-	-	-	-	-	-	-	-	-	-	-	-	-	-	-	-	-	-	-	-	-
All other infective and parasitic diseases	036-039,049,054,063-074,086-090 093,095,096,120-122,131-138	9	5	4	3	-	-	-	-	-	1	-	-	-	-	-	-	1	2	-	-	2	-	-
II. Neoplasms		1836	946	890	2	10	8	6	4	8	9	8	21	55	81	122	185	219	241	272	248	178	158	1
Malignant neoplasms, including neoplasms of lymphatic and hematopoietic tissues	140-205	1806	933	873	-	8	7	5	4	7	8	8	21	52	77	122	181	219	238	270	248	174	156	1
Malignant neoplasm of buccal cavity and pharynx	140-148	33	23	10	-	-	1	-	-	-	-	-	-	4	2	2	1	3	6	7	2	3	2	-
Malignant neoplasm of lip	140	1	1	-	-	-	-	-	-	-	-	-	-	-	-	-	-	-	1	-	-	-	-	-
Malignant neoplasm of tongue	141	8	5	3	-	-	-	-	-	-	-	-	-	-	1	-	-	-	2	1	2	1	1	-
Malignant neoplasm of other and unspecified parts of buccal cavity	142-144	10	5	5	-	-	-	-	-	-	-	-	-	1	-	-	-	3	3	3	-	-	-	-
Malignant neoplasm of pharynx	145-148	14	12	2	-	-	1	-	-	-	-	-	-	3	1	2	1	-	-	3	-	2	1	-
Malignant neoplasm of digestive organs and peritoneum	150-156.1,157-159	624	308	316	-	1	-	-	-	-	-	2	1	6	25	30	46	80	91	103	103	70	65	1
Malignant neoplasm of esophagus	150	30	21	9	-	-	-	-	-	-	-	-	-	1	1	3	4	5	4	1	3	5	3	-
Malignant neoplasm of stomach	151	113	70	43	-	-	-	-	-	-	-	1	-	-	7	3	8	11	18	16	25	13	10	1
Malignant neoplasm of intestine, except rectum	152,153	234	98	136	-	1	-	-	-	-	-	1	1	2	5	11	16	28	30	42	41	30	26	-
Malignant neoplasm of rectum	154	110	50	60	-	-	-	-	-	-	-	-	-	1	7	7	11	19	18	12	11	10	14	-
Malignant neoplasm of billiary passages and of liver (stated to be primary site)	155	32	17	15	-	-	-	-	-	-	-	-	-	1	1	1	2	1	6	11	6	2	1	-
Malignant neoplasm of liver not specified whether primary or secondary	156.1	13	5	8	-	-	-	-	-	-	-	-	-	-	-	-	1	2	2	2	3	-	3	-
Malignant neoplasm of pancreas	157	81	41	40	-	-	-	-	-	-	-	-	-	1	4	4	3	13	12	16	12	8	8	-
Malignant neoplasm of peritoneum and of unspecified digestive organs	158-159	11	6	5	-	-	-	-	-	-	-	-	-	-	-	1	1	1	1	3	2	2	-	-

TABLE 7
DEATHS FROM 254 SELECTED CAUSES BY AGE AND SEX
MAINE, 1964

Cause of Death		Total	Sex		Age in Years																			
			M	F	Under 1	1 to 4	5 to 9	10 to 14	15 to 19	20 to 24	25 to 29	30 to 34	35 to 39	40 to 44	45 to 49	50 to 54	55 to 59	60 to 64	65 to 69	70 to 74	75 to 79	80 to 84	85 and over	Unk.
Malignant neoplasm of respiratory system	160-164	305	263	42	-	-	-	-	-	-	1	-	-	7	22	26	47	52	44	46	31	16	13	-
Malignant neoplasm of larynx	161	14	12	2	-	-	-	-	-	-	-	-	-	-	1	2	2	2	-	2	3	2	-	-
Malignant neoplasm of trachea, and of bronchus and lung specified as primary	162	123	114	9	-	-	-	-	-	-	-	-	-	1	11	14	16	24	22	17	8	5	5	-
Malignant neoplasm of lung and bronchus, unspecified as to whether primary or secondary	163	163	135	28	-	-	-	-	-	-	1	-	-	6	10	10	28	26	22	25	20	9	6	-
Malignant neoplasm of other parts of respiratory system	160,164	5	2	3	-	-	-	-	-	-	-	-	-	-	-	-	1	-	-	2	-	-	2	-
Malignant neoplasm of breast	170	140	-	140	-	-	-	-	-	1	1	1	2	4	7	13	17	15	18	22	16	11	12	-
Malignant neoplasm of genital organs	171-179	253	97	156	-	-	-	-	-	2	1	3	6	14	8	19	15	26	30	31	29	39	30	-
Malignant neoplasm of cervix uteri	171	61	-	61	-	-	-	-	-	2	1	3	3	7	5	7	6	4	10	6	4	2	1	-
Malignant neoplasm of other and unspecified parts of uterus	172-174	34	-	34	-	-	-	-	-	-	-	-	-	3	-	5	2	8	3	2	3	3	5	-
Malignant neoplasm of ovary, fallopian tube, and broad ligament	175	56	-	56	-	-	-	-	-	-	-	-	2	4	3	7	3	9	7	7	5	6	3	-
Malignant neoplasm of other and unspecified female genital organs	176	5	-	5	-	-	-	-	-	-	-	-	-	-	-	-	-	1	1	-	-	-	3	-
Malignant neoplasm of prostate	177	94	94	-	-	-	-	-	-	-	-	-	-	-	-	-	4	4	8	16	17	27	18	-
Malignant neoplasm of testis, and of other and unspecified male genital organs	178,179	3	3	-	-	-	-	-	-	-	-	-	1	-	-	-	-	-	1	-	-	1	-	-
Malignant neoplasm of urinary organs	180,181	96	55	41	-	-	1	-	-	1	-	-	-	2	1	11	11	7	12	16	14	10	10	-
Malignant neoplasm of kidney	180	44	25	19	-	-	1	-	-	1	-	-	-	2	1	8	7	5	8	5	4	1	1	-
Malignant neoplasm of bladder and other urinary organs	181	52	30	22	-	-	-	-	-	-	-	-	-	-	-	3	4	2	4	11	10	9	9	-
Malignant neoplasm of other and unspecified sites	156.2,165,190-199	192	97	95	-	3	1	2	1	-	3	1	6	7	6	12	31	23	13	23	28	15	17	-
Malignant neoplasm of skin	190,191	25	11	14	-	1	-	-	-	-	1	-	-	2	1	2	4	2	2	1	2	2	5	-
Malignant neoplasm of eye	192	-	-	-	-	-	-	-	-	-	-	-	-	-	-	-	-	-	-	-	-	-	-	-
Malignant neoplasm of brain and other parts of nervous system	193	34	22	12	-	1	-	1	-	-	2	-	4	2	2	4	7	5	-	4	2	-	-	-
Malignant neoplasm of thyroid gland	194	10	1	9	-	-	-	-	-	-	-	-	-	-	-	-	1	1	-	1	4	2	1	-
Malignant neoplasm of bone (including jaw bone)	196	12	10	2	-	-	-	-	1	-	-	-	-	-	-	1	3	-	2	1	1	1	2	-
Malignant neoplasm of connective tissue	197	5	4	1	-	-	-	1	-	-	-	1	1	-	-	-	-	1	-	1	-	-	-	-
Malignant neoplasm of all other and unspecified sites	156.2,165,195,198,199	106	49	57	-	1	1	-	-	-	-	-	1	3	3	5	16	14	9	15	19	10	9	-

Leukemia and aleukemia..... 204	83	51	32	-	4	4	3	2	2	-	-	5	3	1	3	5	6	11	10	13	8	3	-
Lymphosarcoma and other neoplasms of lymphatic and hematopoietic tissues..... 200-203,205	80	39	41	-	-	-	-	1	1	2	1	1	5	5	6	8	7	13	12	12	2	4	-
Lymphosarcoma and reticulosarcoma..... 200	34	15	19	-	-	-	-	-	-	1	-	-	1	2	1	6	4	2	7	7	1	2	-
Hodgkin's disease..... 201	21	10	11	-	-	-	-	1	1	1	1	1	2	2	1	1	-	5	2	1	1	1	-
Other neoplasms of lymphatic and hematopoietic tissues..... 202,203,205	25	14	11	-	-	-	-	-	-	-	-	-	2	1	4	1	3	6	3	4	-	1	-
Benign neoplasms and neoplasms of unspecified nature..... 210-239	30	13	17	2	2	1	1	-	1	1	-	-	3	4	-	4	-	3	2	-	4	2	-
Benign neoplasms of female genital organs..... 214-217	3	-	3	-	-	-	-	-	1	-	-	-	-	-	-	1	-	-	-	-	1	-	-
Benign neoplasms of brain and other parts of nervous system... 233	1	-	1	1	-	-	-	-	-	-	-	-	-	-	-	-	-	-	-	-	-	-	-
Other benign neoplasms..... 210-213,218-222,224-229	3	2	1	1	1	-	-	-	-	-	-	-	-	-	-	-	-	-	-	-	1	-	-
Neoplasms of unspecified nature of female genital organs..... 233-235	-	-	-	-	-	-	-	-	-	-	-	-	-	-	-	-	-	-	-	-	-	-	-
Neoplasms of unspecified nature of brain and other parts of nervous system..... 237	17	8	9	-	1	1	1	-	-	1	-	-	3	4	-	3	-	1	1	-	1	-	-
Other neoplasms of unspecified nature..... 230-232,236,238,239	6	3	3	-	-	-	-	-	-	-	-	-	-	-	-	-	-	2	1	-	1	2	-
III. Allergic, endocrine system, metabolic, and nutritional diseases.....	262	124	138	5	1	1	2	1	1	3	1	4	6	8	13	19	18	31	46	47	29	26	-
Asthma..... 241	34	21	13	1	-	-	1	-	1	-	-	-	2	1	5	3	2	3	5	2	5	3	-
Nontoxic goiter..... 250,251	-	-	-	-	-	-	-	-	-	-	-	-	-	-	-	-	-	-	-	-	-	-	-
Thyrotoxicosis with or without goiter..... 252	1	-	1	-	-	-	-	-	-	-	-	-	-	-	-	-	-	1	-	-	-	-	-
Myxedema, cretinism, and other diseases of thyroid gland..... 253,254	1	-	1	-	-	-	-	-	-	-	-	-	-	-	-	-	-	-	-	1	-	-	-
Diabetes mellitus..... 260	203	92	111	-	-	-	-	1	-	2	1	2	4	7	6	16	13	24	40	44	22	21	-
Diseases of thymus gland..... 273	-	-	-	-	-	-	-	-	-	-	-	-	-	-	-	-	-	-	-	-	-	-	-
Diseases of adrenal glands..... 274	2	1	1	-	-	-	-	-	-	-	-	-	-	-	-	-	-	1	-	-	-	1	-
Pellagra..... 281	-	-	-	-	-	-	-	-	-	-	-	-	-	-	-	-	-	-	-	-	-	-	-
All other avitaminoses and nutritional deficiency states 280,282-286	3	3	-	-	-	-	-	-	-	-	-	-	-	-	1	-	-	-	-	-	2	-	-
Other allergic, endocrine, and metabolic diseases..... 240,242-245,270-272,275-277,287-289	18	7	11	4	1	1	1	-	-	1	-	2	-	-	1	-	3	2	1	-	-	1	-
IV. Diseases of the blood and blood-forming organs.....	17	8	9	-	-	-	1	-	-	-	1	1	-	1	-	-	3	2	2	1	1	4	-
Anemias..... 290-293	9	3	6	-	-	-	-	-	-	-	-	-	-	1	-	-	1	2	2	-	1	2	-
Pernicious and other hyperchromic anemias..... 290	4	-	4	-	-	-	-	-	-	-	-	-	-	-	-	-	1	-	1	-	1	1	-
Anemias of other and unspecified type..... 291-293	5	3	2	-	-	-	-	-	-	-	-	-	-	1	-	-	-	2	1	-	-	1	-
Purpura and other hemorrhagic conditions..... 296	5	3	2	-	-	-	1	-	-	-	1	1	-	-	-	-	1	-	-	-	-	1	-
All other diseases of blood and blood-forming organs..... 294,295,297-299	3	2	1	-	-	-	-	-	-	-	-	-	-	-	-	-	1	-	-	1	-	1	-
V. Mental, psychoneurotic, and personality disorders.....	32	14	18	-	-	-	-	-	-	-	1	2	2	2	2	1	1	2	2	3	5	9	-
Senile psychosis..... 304	14	2	12	-	-	-	-	-	-	-	-	-	-	-	-	-	-	-	2	2	4	6	-

TABLE 7
DEATHS FROM 254 SELECTED CAUSES BY AGE AND SEX
MAINE, 1964

Cause of Death		Total	Sex		Age in Years																			
			M	F	Under 1	1 to 4	5 to 9	10 to 14	15 to 19	20 to 24	25 to 29	30 to 34	35 to 39	40 to 44	45 to 49	50 to 54	55 to 59	60 to 64	65 to 69	70 to 74	75 to 79	80 to 84	85 and over	Unk.
Alcoholic psychosis	307	2	2	-	-	-	-	-	-	-	-	-	-	-	1	-	-	-	-	-	1	-	-	-
other psychosis	300-303,305,306,308,309	5	1	4	-	-	-	-	-	-	-	-	-	-	-	1	-	-	-	-	-	1	3	-
Alcoholism	322	10	9	1	-	-	-	-	-	-	-	1	2	1	1	1	1	1	2	-	-	-	-	-
Mental deficiency	325	1	-	1	-	-	-	-	-	-	-	-	-	1	-	-	-	-	-	-	-	-	-	-
Psychoneuroses and other disorders of personality	310-321,323,324,326	-	-	-	-	-	-	-	-	-	-	-	-	-	-	-	-	-	-	-	-	-	-	-
VI. Diseases of the nervous system and sense organs		1328	594	734	13	6	2	-	1	1	1	3	6	12	19	42	45	68	109	155	267	286	292	-
Vascular lesions affecting central nervous system	330-334	1236	547	689	5	1	2	-	-	-	-	2	2	7	14	32	41	54	100	146	258	283	289	-
Subarachnoid hemorrhage	330	32	15	17	-	-	2	-	-	-	-	-	1	5	5	4	6	3	4	-	-	2	-	-
Cerebral hemorrhage	331	734	327	407	4	1	-	-	-	-	-	1	1	2	8	24	29	33	70	93	143	171	154	-
Cerebral embolism and thrombisis	332	368	161	207	1	-	-	-	-	-	-	-	-	-	1	4	5	17	22	42	94	77	105	-
Other vascular lesions affecting central nervous system	333,334	102	44	58	-	-	-	-	-	-	-	1	-	-	-	-	1	1	4	11	21	33	30	-
Meningitis, except meningococcal and tuberculosis	340	11	3	8	6	-	-	-	-	-	-	-	-	-	-	1	1	1	-	-	-	2	-	-
Multiple sclerosis	345	17	7	10	-	-	-	-	-	-	-	-	-	2	1	4	1	3	3	2	1	-	-	-
Paralysis agitans	350	21	10	11	-	-	-	-	-	-	-	-	-	-	1	-	1	2	3	5	6	1	2	-
Cerebral spastic infantile paralysis	351	2	1	1	-	-	-	-	-	-	-	-	-	-	-	2	-	-	-	-	-	-	-	-
Epilepsy	353	10	4	6	-	2	-	-	1	1	-	-	1	1	3	1	-	-	-	-	-	-	-	-
Inflammatory diseases of eye	370-379	-	-	-	-	-	-	-	-	-	-	-	-	-	-	-	-	-	-	-	-	-	-	-
Cataract	385	-	-	-	-	-	-	-	-	-	-	-	-	-	-	-	-	-	-	-	-	-	-	-
Glaucoma	387	-	-	-	-	-	-	-	-	-	-	-	-	-	-	-	-	-	-	-	-	-	-	-
Otitis media and mestoiditis	391-393	3	1	2	1	-	-	-	-	-	-	-	1	-	-	-	-	1	-	-	-	-	-	-
Other diseases of nervous system and sense organs	341-344,352 354-369,380-384,386,388-390,394-398	28	21	7	1	3	-	-	-	-	1	1	2	2	-	2	1	7	3	2	2	-	1	-
VII. Diseases of the circulatory system		5101	2901	2200	1	-	2	1	3	4	8	16	30	61	108	195	291	444	611	737	828	769	987	5
Rheumatic fever	400-402	6	2	4	-	-	-	-	1	-	-	-	-	-	-	1	1	2	1	-	-	-	-	-
Diseases of heart	410-443	4670	2691	1979	1	-	1	1	2	4	5	15	26	59	108	190	278	416	574	686	762	685	852	5
Chronic rheumatic heart disease	410-416	85	37	48	-	-	-	-	-	-	3	2	2	1	3	10	8	19	11	12	7	6	1	-
Diseases of mitral valve	410	29	12	17	-	-	-	-	-	-	1	1	1	1	2	1	4	9	3	2	2	1	1	-
Diseases of aortic valve specified as rheumatic	411	12	8	4	-	-	-	-	-	-	1	-	-	-	-	4	2	3	-	-	1	1	-	-
Diseases of tricuspid valve	412	-	-	-	-	-	-	-	-	-	-	-	-	-	-	-	-	-	-	-	-	-	-	-
Diseases of pulmonary valve and other endocarditis specified as rheumatic	413,414	3	-	3	-	-	-	-	-	-	-	-	-	-	-	1	-	1	-	1	-	-	-	-
Other diseases of heart specified as rheumatic	415,416	41	17	24	-	-	-	-	-	-	1	1	1	-	1	4	2	6	8	9	4	4	-	-
Arteriosclerotic heart disease, including coronary disease	420	3664	2253	1411	-	-	-	-	-	3	1	13	23	54	95	166	245	349	487	566	593	496	570	3

Arteriosclerotic heart disease so described..... 420.0	850	403	447	-	-	-	-	-	-	-	-	1	-	2	4	15	38	74	112	153	180	270	1
Heart diseases specified as involving coronary arteries..... 420.1	2806	1843	963	-	-	-	-	-	3	1	13	22	54	93	162	230	310	412	453	438	314	299	2
Angina pectoris without mention of coronary disease..... 420.2	8	7	1	-	-	-	-	-	-	-	-	-	-	-	-	-	1	1	1	2	2	1	-
Chronic endocarditis not specified as rheumatic..... 421	26	15	11	-	-	-	-	-	-	-	-	-	1	2	1	2	3	1	3	6	4	3	-
Of mitral valve, specified as non-rheumatic..... 421.0	-	-	-	-	-	-	-	-	-	-	-	-	-	-	-	-	-	-	-	-	-	-	-
Of aortic valve, not specified as rheumatic..... 421.1	14	9	5	-	-	-	-	-	-	-	-	-	1	2	1	1	2	-	-	3	3	1	-
Of other valves, not specified as rheumatic..... 421.2-421.4	12	6	6	-	-	-	-	-	-	-	-	-	-	-	-	1	1	1	3	3	1	2	-
Other myocardial degeneration.... 422	336	152	184	-	-	-	-	1	-	-	-	-	-	-	3	2	9	21	38	54	79	129	-
With arteriosclerosis..... 422.1	189	80	109	-	-	-	-	-	-	-	-	-	-	-	2	1	4	11	18	31	45	77	-
Without mention of arteriosclerosis..... 422.0,422.2	147	72	75	-	-	-	-	1	-	-	-	-	-	-	1	1	5	10	20	23	34	52	-
Other diseases of heart..... 430-434	133	78	55	1	-	1	1	-	1	1	-	-	1	2	4	7	10	12	20	21	14	35	2
Acute and subacute endocarditis. 430	5	3	2	-	-	-	-	-	-	-	-	-	-	-	-	1	2	1	-	-	1	-	-
Acute myocarditis not specified as rheumatic..... 431	6	2	4	1	-	-	-	-	1	-	-	-	-	-	-	-	-	-	1	-	1	2	-
Acute pericarditis specified as non-rheumatic..... 432	1	-	1	-	-	-	1	-	-	-	-	-	-	-	-	-	-	-	-	-	-	-	-
Functional disease of heart..... 433	34	19	15	-	-	1	-	-	-	1	-	-	-	1	1	2	4	3	4	5	2	8	2
Other specified diseases of heart..... 434	87	54	33	-	-	-	-	-	-	-	-	-	1	1	3	4	4	8	15	16	10	25	-
Hypertension with heart disease... 440-443	351	115	236	-	-	-	-	1	-	-	-	-	2	4	6	13	21	35	40	65	66	98	-
Hypertensive heart disease with arteriolar nephrosclerosis..... 442	118	45	73	-	-	-	-	-	-	-	-	-	1	-	1	4	8	8	12	15	23	46	-
Essential hypertension with heart disease, other and unspecified hypertensive heart disease..... 440,441,443	233	70	163	-	-	-	-	1	-	-	-	-	1	4	5	9	13	27	28	50	43	52	-
Hypertension without mention of heart..... 444-447	75	41	34	-	-	-	-	-	-	-	-	1	-	2	-	1	5	7	7	16	20	16	-
Hypertension with arteriolar nephrosclerosis without mention of heart..... 446	57	34	23	-	-	-	-	-	-	-	-	-	-	-	-	1	4	4	5	15	14	14	-
Essential hypertension and other hypertensive disease without mention of heart..... 444,445,447	18	7	11	-	-	-	-	-	-	-	-	1	-	2	-	-	1	3	2	1	6	2	-
Diseases of arteries..... 450-456	350	172	178	-	-	-	-	-	-	-	-	3	2	-	3	5	17	27	39	58	68	128	-
General arteriosclerosis..... 450	261	118	143	-	-	-	-	-	-	-	-	-	-	-	1	-	3	9	27	47	58	116	-
Aortic aneurysm specified as non-syphilitic, and dissecting aneurysm..... 451	62	38	24	-	-	-	-	-	-	-	-	-	-	-	1	3	11	13	10	9	8	7	-
Gangrene of unspecified cause.... 455	3	1	2	-	-	-	-	-	-	-	-	-	-	-	-	-	-	1	1	-	-	1	-
Other arterial diseases..... 452-454,456	24	15	9	-	-	-	-	-	-	-	-	3	2	-	1	2	3	4	1	2	2	4	-
Diseases of veins and other diseases of circulatory system.... 460-468	75	36	39	-	-	1	-	-	-	3	1	1	-	-	1	7	9	9	12	8	16	7	-
VIII. Diseases of the respiratory system.....	514	304	210	69	13	4	-	1	2	3	2	1	5	3	14	27	33	50	59	66	64	98	-
Acute upper respiratory infections..... 470-475	2	-	2	2	-	-	-	-	-	-	-	-	-	-	-	-	-	-	-	-	-	-	-
Influenza..... 480-483	13	1	12	-	-	-	-	-	-	-	-	1	-	-	-	-	2	-	1	-	5	4	-
Pneumonia, except pneumonia of newborn..... 490-493	322	176	146	60	12	3	-	-	1	3	-	-	2	2	8	9	14	23	27	37	38	83	-

TABLE 7
DEATHS FROM 254 SELECTED CAUSES BY AGE AND SEX
MAINE, 1964

Cause of Death		Total	Sex		Age in Years																			
			M	F	Under 1	1 to 4	5 to 9	10 to 14	15 to 19	20 to 24	25 to 29	30 to 34	35 to 39	40 to 44	45 to 49	50 to 54	55 to 59	60 to 64	65 to 69	70 to 74	75 to 79	80 to 84	85 and over	Unk.
Lobar pneumonia	490	33	25	8	7	2	-	-	-	-	1	-	-	-	-	2	-	2	3	3	4	3	6	-
Bronchopneumonia	491	185	90	95	18	2	-	-	-	-	2	-	-	2	-	4	8	10	17	19	23	23	57	-
Primary atypical pneumonia	492	41	23	18	19	6	1	-	-	1	-	-	-	-	-	1	-	1	-	-	2	4	6	-
Pneumonia, other and unspecified	493	63	38	25	16	2	2	-	-	-	-	-	-	-	2	1	1	1	3	5	8	8	14	-
Acute bronchitis	500	3	3	-	2	-	-	-	-	-	-	-	-	-	-	-	-	-	1	-	-	-	-	-
Bronchitis, chronic and unqualified	501,502	33	26	7	1	-	-	-	1	-	-	-	-	1	-	1	3	4	1	7	7	5	2	-
Hypertrophy of tonsils and adnoids	510	1	-	1	-	1	-	-	-	-	-	-	-	-	-	-	-	-	-	-	-	-	-	-
Empyema and abcess of lung	518,521	3	1	2	-	-	-	-	-	-	-	-	-	-	-	-	-	-	2	-	1	-	-	-
Pleurisy	519	1	1	-	-	-	-	-	-	-	-	-	-	-	-	-	-	-	-	-	1	-	-	-
All other respiratory diseases	511-517,520,522-527	136	96	40	4	-	1	-	-	1	-	2	-	2	1	5	15	13	23	24	20	16	9	-
IX. Diseases of the digestive system		379	202	177	17	3	1	1	1	1	1	4	12	10	15	31	28	31	51	52	43	34	43	-
Diseases of teeth and supporting structures	530-535	-	-	-	-	-	-	-	-	-	-	-	-	-	-	-	-	-	-	-	-	-	-	-
Ulcer of stomach	540	28	17	11	-	-	-	-	-	1	-	-	-	-	1	-	-	5	2	8	7	3	1	-
Ulcer of duodenum	541	40	29	11	-	-	-	-	-	-	-	-	-	-	4	5	5	2	6	4	6	4	4	-
Gastritis and duodenitis	543	-	-	-	-	-	-	-	-	-	-	-	-	-	-	-	-	-	-	-	-	-	-	-
Appendicitis	550-553	9	5	4	-	-	-	-	-	-	1	-	-	-	1	1	2	2	1	-	-	1	-	-
Hernia and intestinal obstruction	560,561,570	83	41	42	9	-	-	-	-	-	-	1	2	2	1	1	2	5	7	12	12	9	20	-
Gastro-enteritis and colitis, except diarrhea of newborn	571,572	35	19	16	7	3	-	-	-	-	-	1	-	1	-	-	3	2	2	6	5	3	2	-
Cirrhosis of liver	581	85	52	33	-	-	-	-	-	-	-	2	6	3	5	17	8	6	17	11	5	3	2	-
Without mention of alcoholism	581.0	55	33	22	-	-	-	-	-	-	-	1	4	2	3	11	5	4	10	7	5	2	1	-
With alcoholism	581.1	30	19	11	-	-	-	-	-	-	-	1	2	1	2	6	3	2	7	4	-	1	1	-
Cholelithiasis and cholecystitis	584,585	24	10	14	-	-	-	-	-	-	-	-	2	-	-	1	3	5	2	2	1	4	4	-
Other diseases of digestive system	536-539,542 544,545.573-580,582,583,586,587	75	29	46	1	-	1	1	1	-	-	-	2	4	3	6	5	4	14	9	7	7	10	-
X. Diseases of the genito-urinary system		184	110	74	1	-	1	-	3	2	2	1	6	3	6	9	13	2	14	27	28	35	31	-
Nephritis and nephrosis	590-594	84	47	37	-	-	1	-	2	2	1	1	4	2	5	6	8	-	5	12	6	16	13	-
Acute nephritis	590	2	2	-	-	-	-	-	-	-	-	-	1	-	-	-	-	-	-	-	1	-	-	-
Nephritis with edema, including nephrosis	591	4	2	2	-	-	1	-	-	-	-	-	-	-	2	-	-	-	-	-	-	1	-	-
Chronic and unspecified nephritis and other renal sclerosis	592-594	78	43	35	-	-	-	-	2	2	1	1	3	2	3	6	8	-	5	12	5	15	13	-
Infections of kidney	600	59	28	31	-	-	-	-	1	-	-	-	2	1	1	2	2	-	5	10	12	13	10	-
Calculi of urinary system	602,604	2	2	-	-	-	-	-	-	-	-	-	-	-	-	-	-	-	-	1	1	-	-	-
Other diseases of urinary system	601,603,605-609	12	8	4	1	-	-	-	-	-	1	-	-	-	-	-	1	1	1	1	3	1	2	-

Hyperplasia of prostate..... 610	21	21	-	-	-	-	-	-	-	-	-	-	-	-	-	1	1	2	1	6	5	5	-
Other diseases of male genital organs..... 611-617	4	4	-	-	-	-	-	-	-	-	-	-	-	-	-	-	-	1	2	-	-	1	-
Diseases of breast..... 620-621	-	-	-	-	-	-	-	-	-	-	-	-	-	-	-	-	-	-	-	-	-	-	-
Diseases of female genital organs.. 622-637	2	-	2	-	-	-	-	-	-	-	-	-	-	-	1	1	-	-	-	-	-	-	-
XI. Deliveries and complications of pregnancy, childbirth, and the puerperium.....	12	-	12	-	-	-	-	1	2	3	3	2	1	-	-	-	-	-	-	-	-	-	-
Sepsis of pregnancy, childbirth, and puerperium..... 640,641,681,682,684	2	-	2	-	-	-	-	-	1	1	-	-	-	-	-	-	-	-	-	-	-	-	-
Toxemias of pregnancy and puerperium, except abortion with toxemia..... 642,685,686	1	-	1	-	-	-	-	-	-	-	1	-	-	-	-	-	-	-	-	-	-	-	-
Hemorrhage of pregnancy and childbirth..... 643,644,670-672	3	-	3	-	-	-	-	1	-	-	1	-	1	-	-	-	-	-	-	-	-	-	-
Ectopic pregnancy..... 645	2	-	2	-	-	-	-	-	-	-	1	1	-	-	-	-	-	-	-	-	-	-	-
Abortion without mention of sepsis or toxemia..... 650	1	-	1	-	-	-	-	-	-	1	-	-	-	-	-	-	-	-	-	-	-	-	-
Abortion with sepsis..... 651	-	-	-	-	-	-	-	-	-	-	-	-	-	-	-	-	-	-	-	-	-	-	-
Abortion with toxemia, without mention of sepsis..... 652	-	-	-	-	-	-	-	-	-	-	-	-	-	-	-	-	-	-	-	-	-	-	-
Other complications of pregnancy, childbirth, and puerperium..... 646-649,660,673-680,683,687-689	3	-	3	-	-	-	-	-	1	1	-	1	-	-	-	-	-	-	-	-	-	-	-
XII. Diseases of the skin and cellular tissue.....	12	5	7	-	-	-	-	1	-	-	-	-	-	-	-	3	-	2	2	2	2	-	-
Infections of skin and subcutaneous tissue..... 690-698	5	4	1	-	-	-	-	-	-	-	-	-	-	-	-	3	-	-	-	1	1	-	-
Other diseases of the skin and subcutaneous tissue..... 700-716	7	1	6	-	-	-	-	1	-	-	-	-	-	-	-	-	-	2	2	1	1	-	-
XIII. Diseases of the bones and organs of movement.....	13	3	10	-	-	-	-	-	-	-	-	-	-	-	-	1	3	1	3	2	3	-	-
Arthritis and spondylitis..... 720-725	6	1	5	-	-	-	-	-	-	-	-	-	-	-	-	-	1	1	3	1	-	-	-
Muscular rheumatism and rheumatism, unspecified..... 726-727	-	-	-	-	-	-	-	-	-	-	-	-	-	-	-	-	-	-	-	-	-	-	-
Osteomyelitis and periostitis..... 730	-	-	-	-	-	-	-	-	-	-	-	-	-	-	-	-	-	-	-	-	-	-	-
Ankylosis and acquired musculoskeletal deformities 737,745-749	-	-	-	-	-	-	-	-	-	-	-	-	-	-	-	-	-	-	-	-	-	-	-
All other diseases of musculoskeletal system..... 731-736,738-744	7	2	5	-	-	-	-	-	-	-	-	-	-	-	-	1	2	-	-	1	3	-	-
XIV. Congenital malformations.....	109	53	56	84	10	3	1	2	2	-	1	-	1	-	-	1	1	1	1	1	-	-	-
Spina bifida and meningocele..... 751	11	3	8	10	1	-	-	-	-	-	-	-	-	-	-	-	-	-	-	-	-	-	-
Congenital hydrocephalus and other congenital malformations of nervous system and sense organs..... 752,753	12	6	6	6	3	2	1	-	-	-	-	-	-	-	-	-	-	-	-	-	-	-	-
Congenital malformations of circulatory system..... 754	57	27	30	41	6	1	-	2	2	-	1	-	1	-	-	1	1	-	-	1	-	-	-
Other congenital malformations..... 750,755-759	29	17	12	27	-	-	-	-	-	-	-	-	-	-	-	-	-	1	1	-	-	-	-
XV. Certain diseases of early infancy.....	287	174	113	287	-	-	-	-	-	-	-	-	-	-	-	-	-	-	-	-	-	-	-
Birth injuries..... 760,761	44	28	16	44	-	-	-	-	-	-	-	-	-	-	-	-	-	-	-	-	-	-	-

TABLE 7
DEATHS FROM 254 SELECTED CAUSES BY AGE AND SEX
MAINE, 1964

Cause of Death		Total	Sex		Age in Years																			
			M	F	Under 1	1 to 4	5 to 9	10 to 14	15 to 19	20 to 24	25 to 29	30 to 34	35 to 39	40 to 44	45 to 49	50 to 54	55 to 59	60 to 64	65 to 69	70 to 74	75 to 79	80 to 84	85 and over	Unk.
Postnatal asphyxia and atelectasis	762	90	56	34	90	-	-	-	-	-	-	-	-	-	-	-	-	-	-	-	-	-	-	-
Infections of newborn	763-768	17	11	6	17	-	-	-	-	-	-	-	-	-	-	-	-	-	-	-	-	-	-	-
Hemolytic disease of newborn (erythroblastosis)	770	8	3	5	8	-	-	-	-	-	-	-	-	-	-	-	-	-	-	-	-	-	-	-
All other defined diseases of early infancy	769,771,772	4	1	3	4	-	-	-	-	-	-	-	-	-	-	-	-	-	-	-	-	-	-	-
Ill-defined diseases peculiar to early infancy, and immaturity unqualified	773-776	124	75	49	124	-	-	-	-	-	-	-	-	-	-	-	-	-	-	-	-	-	-	-
XVI. Symptoms, senility, and ill-defined conditions		81	43	38	2	1	-	1	1	1	-	1	1	-	2	1	1	2	2	5	9	15	36	-
Senility without mention of psychosis	794	46	22	24	-	-	-	-	-	-	-	-	-	-	-	-	-	1	-	1	4	10	30	-
Symptoms, ill-defined and unknown causes	780-793,795	35	21	14	2	1	-	1	1	1	-	1	1	-	2	1	1	1	2	4	5	5	6	-
XVII. Accidents, poisonings, and violence		628	449	179	14	28	23	20	60	44	29	36	28	33	39	43	29	36	21	34	41	28	42	-
Accidents	E800-E962	481	331	150	13	27	23	19	55	32	22	23	18	23	24	27	17	22	14	27	33	25	37	-
Railway accidents	E800-E802	1	1	-	-	-	-	-	-	-	-	-	-	-	1	-	-	-	-	-	-	-	-	-
Motor-vehicle accidents	E810-E835	197	135	62	-	8	18	10	30	24	13	15	5	4	10	9	10	9	5	9	10	6	2	-
Motor-vehicle traffic accidents	E810-E825	187	126	61	-	7	18	9	30	23	13	15	4	4	10	7	10	9	4	8	9	6	1	-
Motor-vehicle traffic accident involving collision with railway train	E810	2	2	-	-	-	-	-	-	-	-	1	-	-	-	-	-	-	-	1	-	-	-	-
Motor-vehicle traffic accident to pedestrian	E812	46	27	19	-	5	14	4	3	-	1	2	-	1	-	1	2	2	2	1	2	5	1	-
Other motor-vehicle traffic accidents involving collision	E811,E813-E819	69	44	25	-	2	3	2	8	9	6	5	3	-	4	4	6	3	2	5	7	-	-	-
Motor-vehicle noncollision traffic accidents	E820-E824	69	52	17	-	-	1	3	19	14	6	7	1	3	6	2	2	4	-	-	-	1	-	-
Motor-vehicle traffic accidents of unspecified nature	E825	1	1	-	-	-	-	-	-	-	-	-	-	-	-	-	-	-	-	1	-	-	-	-
Motor-vehicle nontraffic accidents	E830-E835	10	9	1	-	1	-	1	-	1	-	-	1	-	-	2	-	-	1	1	1	-	1	-
Other road-vehicle accidents	E840-E845	2	1	1	-	-	-	1	-	-	-	-	1	-	-	-	-	-	-	-	-	-	-	-
Water-transport accidents	E850-E858	27	25	2	-	1	1	-	6	-	3	2	1	4	2	3	2	-	-	2	-	-	-	-
Aircraft accidents	E860-E866	3	2	1	-	-	-	-	-	-	1	-	-	1	1	-	-	-	-	-	-	-	-	-
Accidental poisonings by solid and liquid substances	E870-E888	11	5	6	-	1	-	1	-	-	-	2	2	3	-	-	-	1	1	-	-	-	-	-
Accidental poisonings by gasses and vapors	E890-E895	11	8	3	-	-	-	1	1	1	1	1	1	1	1	1	-	1	-	-	-	1	-	-

Accidental falls.....	E900-E904	75	38	37	1	-	-	-	-	-	-	-	2	2	2	3	1	1	3	10	13	11	26	-
Fall from one level to another.....	E900-E902	26	17	9	1	-	-	-	-	-	-	-	2	1	2	3	1	-	2	5	4	2	3	-
Fall on same level.....	E903	12	4	8	-	-	-	-	-	-	-	-	-	-	-	-	-	1	-	1	3	3	4	-
Unspecified falls.....	E904	37	17	20	-	-	-	-	-	-	-	-	-	1	-	-	-	-	1	4	6	6	19	-
Blow from falling object.....	E910	14	14	-	-	-	-	-	3	1	-	-	2	2	1	2	-	1	-	-	2	-	-	-
Accident caused by machinery..	E912	4	4	-	-	-	-	1	1	-	-	-	-	1	-	-	-	-	-	-	1	-	-	-
Accident caused by electric current.....	E914	9	8	1	-	1	-	-	-	1	2	-	3	2	-	-	-	-	-	-	-	-	-	-
Accident caused by fire and explosion of combustible material.....	E916	48	34	14	1	10	3	1	1	1	-	1	1	2	-	4	2	4	3	2	4	3	5	-
Accident caused by hot substance, corrosive liquid, steam, and radiation.....	E917,E918	4	1	3	-	1	-	-	-	-	-	-	-	-	-	-	-	-	-	1	-	2	-	-
Accident caused by firearm....	E919	5	5	-	-	-	-	1	2	-	-	-	-	-	1	-	-	-	-	-	-	1	-	-
Inhalation or ingestion of food or other object causing obstruction or suffocation....	E921,E922	6	4	2	3	1	-	-	-	-	-	-	-	-	1	1	-	-	-	-	-	-	-	-
Accidental drowning.....	E929	30	27	3	-	3	-	2	9	3	2	2	-	-	-	1	1	1	2	2	-	-	2	-
Excessive heat and insolation.	E931	-	-	-	-	-	-	-	-	-	-	-	-	-	-	-	-	-	-	-	-	-	-	-
Complications due to nontherapeutic medical and surgical procedures, therapeutic misadventure, and late complications of therapeutic procedures.....	E940-E959	4	-	4	-	-	-	-	-	-	-	-	-	-	-	1	-	1	-	-	1	1	-	-
All other accidents..	E911,E913,E915,E920 E923-E928,E930,E932-E936,E960-E962	30	19	11	8	1	1	1	2	1	-	-	-	1	4	2	1	3	-	1	2	-	2	-
Suicide.....	E963,E970-E979	133	108	25	-	-	-	1	4	10	5	13	9	9	14	14	11	14	7	7	8	2	5	-
Suicide by poisoning.....	E970-E973	36	21	15	-	-	-	-	2	3	-	3	4	3	6	4	4	1	2	3	1	-	-	-
Suicide by hanging and strangulation.....	E974	18	16	2	-	-	-	-	1	1	-	1	1	2	3	-	1	4	1	2	-	-	1	-
Suicide by firearms and explosives.....	E976	71	64	7	-	-	-	1	1	6	5	9	4	4	5	9	2	8	3	2	7	1	4	-
Suicide by all other means....	E963,E975,E977-E979	8	7	1	-	-	-	-	-	-	-	-	-	-	-	1	4	1	1	-	-	1	-	-
Homicide.....	E964,E980-E985	13	9	4	1	1	-	-	1	2	2	-	1	1	-	2	1	-	-	-	-	1	-	-
Assault by firearms and explosives.....	E981	7	4	3	-	-	-	-	-	1	2	-	1	-	-	2	1	-	-	-	-	-	-	-
Assualt by cutting and piercing instruments.....	E982	1	1	-	-	-	-	-	1	-	-	-	-	-	-	-	-	-	-	-	-	-	-	-
Assualt by other means....	E964,E980,E983	5	4	1	1	1	-	-	-	1	-	-	-	1	-	-	-	-	-	-	-	1	-	-
Injury by intervention of police.....	E984	-	-	-	-	-	-	-	-	-	-	-	-	-	-	-	-	-	-	-	-	-	-	-
Execution.....	E985	-	-	-	-	-	-	-	-	-	-	-	-	-	-	-	-	-	-	-	-	-	-	-
Injury resulting from operations of war.....	E965,E990-E999	1	1	-	-	-	-	-	-	-	-	-	-	-	1	-	-	-	-	-	-	-	-	-

TABLE 8
INFANT DEATHS FROM SELECTED CAUSES BY AGE AND SEX
MAINE, 1964

Cause of Death	Total Infant Deaths	Sex		Total Neonatal Deaths	Age At Death														
		Males	Females		Under 1 Hour	1 - 23 Hours	1 Day	2 Days	3 Days	4 Days	5 Days	6 Days	7-13 Days	14-20 Days	21-27 Days	1 Month	2 Months	3-5 Months	6-11 Months
All Causes	498	299	199	358	41	153	53	38	16	8	7	4	19	7	12	22	38	39	41
Males	299	299	-	209	19	98	32	21	10	4	4	1	10	5	5	13	29	20	28
Females	199	-	199	149	22	55	21	17	6	4	3	3	9	2	7	9	9	19	13
Tuberculosis, all forms..... 001-019	-	-	-	-	-	-	-	-	-	-	-	-	-	-	-	-	-	-	-
Syphilis and its sequelae..... 020-029	-	-	-	-	-	-	-	-	-	-	-	-	-	-	-	-	-	-	-
Dysentery, all forms..... 045-048	-	-	-	-	-	-	-	-	-	-	-	-	-	-	-	-	-	-	-
Whooping cough..... 056	-	-	-	-	-	-	-	-	-	-	-	-	-	-	-	-	-	-	-
All other infective and parasitic diseases..... 030-044,049-055,057-138	3	2	1	1	-	-	-	-	-	-	-	-	-	-	1	-	1	1	-
Diseases of thymus gland..... 273	-	-	-	-	-	-	-	-	-	-	-	-	-	-	-	-	-	-	-
Meningitis, except meningococcal and tuberculous..... 340	6	2	4	1	-	-	-	-	-	1	-	-	-	-	-	1	-	2	2
All other diseases of nervous system and sense organs..... 330-334,341-398	7	2	5	4	-	-	-	-	2	1	-	1	-	-	-	-	-	2	1
Influenza and pneumonia, except pneumonia of newborn..... 480-493	60	41	19	2	-	-	-	-	-	-	-	-	-	-	2	8	19	16	15
Influenza..... 480-483	-	-	-	-	-	-	-	-	-	-	-	-	-	-	-	-	-	-	-
Pneumonia, except pneumonia of newborn 490-493	60	41	19	2	-	-	-	-	-	-	-	-	-	-	2	8	19	16	15
All other diseases of respiratory system..... 470-475,500-527	9	6	3	1	-	1	-	-	-	-	-	-	-	-	-	-	3	3	2
Hernia and intestinal obstruction.. 560,561,570	9	6	3	7	-	2	1	-	2	-	1	-	-	-	1	-	1	-	1
Gastritis, duodenitis, enteritis, and colitis, except diarrhea of newborn 543,571,572	7	7	-	-	-	-	-	-	-	-	-	-	-	-	-	-	1	1	5
All other diseases of digestive system..... 530-542,544-553,573-587	1	1	-	1	-	-	-	-	-	-	-	-	-	1	-	-	-	-	-
Congenital malformations..... 750-759	84	44	40	55	9	13	4	8	4	1	2	-	7	2	5	8	4	9	8
Spina bifida and meningocele..... 751	10	3	7	5	1	1	-	-	-	-	-	-	1	1	1	-	1	1	3
Congenital malformations of circulatory system..... 754	41	21	20	27	-	3	2	7	2	1	2	-	6	1	3	4	3	5	2
All other congenital malformations.... 750,752,753,755-759	33	20	13	23	8	9	2	1	2	-	-	-	-	-	1	4	-	3	3

Certain diseases of early infancy..... 760-776	287	174	113	282	32	136	47	30	8	5	4	3	11	4	2	1	1	1	2
Birth injuries..... 760-761	44	28	16	43	7	25	3	4	1	-	-	-	3	-	-	-	1	-	-
Without mention of immaturity (.0)	18	10	8	17	4	5	2	3	1	-	-	-	2	-	-	-	1	-	-
With immaturity (.5)	26	18	8	26	3	20	1	1	-	-	-	-	1	-	-	-	-	-	-
Intracranial and spinal injury at birth 760	14	8	6	13	1	5	2	2	1	-	-	-	2	-	-	-	1	-	-
Without mention of immaturity (.0)	12	7	5	11	1	4	1	2	1	-	-	-	2	-	-	-	1	-	-
With immaturity (.5)	2	1	1	2	-	1	1	-	-	-	-	-	-	-	-	-	-	-	-
Other birth injury..... 761	30	20	10	30	6	20	1	2	-	-	-	-	1	-	-	-	-	-	-
Without mention of immaturity (.0)	6	3	3	6	3	1	1	1	-	-	-	-	-	-	-	-	-	-	-
With immaturity (.5)	24	17	7	24	3	19	-	1	-	-	-	-	1	-	-	-	-	-	-
Postnatal asphyxia and atelectasis.... 762	90	56	34	89	9	46	19	10	1	2	1	-	1	-	-	1	-	-	-
Without mention of immaturity (.0)	27	19	8	26	3	13	4	5	-	1	-	-	-	-	-	1	-	-	-
With immaturity (.5)	63	37	26	63	6	33	15	5	1	1	1	-	1	-	-	-	-	-	-
Pneumonia of newborn..... 763	13	9	4	13	-	1	1	2	1	-	-	2	2	2	2	-	-	-	-
Without mention of immaturity (.0)	6	3	3	6	-	-	-	-	1	-	-	1	1	2	1	-	-	-	-
With immaturity (.5)	7	6	1	7	-	1	1	2	-	-	-	1	1	-	1	-	-	-	-
Diarrhea of newborn..... 764	-	-	-	-	-	-	-	-	-	-	-	-	-	-	-	-	-	-	-
Without mention of immaturity (.0)	-	-	-	-	-	-	-	-	-	-	-	-	-	-	-	-	-	-	-
With immaturity (.5)	-	-	-	-	-	-	-	-	-	-	-	-	-	-	-	-	-	-	-
Other infections of newborn..... 765-768	4	2	2	4	-	-	-	-	-	-	1	1	2	-	-	-	-	-	-
Without mention of immaturity (.0)	1	1	-	1	-	-	-	-	-	-	-	-	1	-	-	-	-	-	-
With immaturity (.5)	3	1	2	3	-	-	-	-	-	-	1	1	1	-	-	-	-	-	-
Neonatal disorders arising from maternal toxemia..... 769	3	1	2	3	-	2	1	-	-	-	-	-	-	-	-	-	-	-	-
Without mention of immaturity (.0-.4)	1	-	1	1	-	-	1	-	-	-	-	-	-	-	-	-	-	-	-
With immaturity (.5-.9)	2	1	1	2	-	2	-	-	-	-	-	-	-	-	-	-	-	-	-
Hemolytic disease of newborn (erythroblastosis)..... 770	8	3	5	8	2	3	-	1	-	1	-	-	1	-	-	-	-	-	-
Without mention of immaturity (.0-.2)	7	3	4	7	2	2	-	1	-	1	-	-	1	-	-	-	-	-	-
With immaturity (.5-.7)	1	-	1	1	-	1	-	-	-	-	-	-	-	-	-	-	-	-	-
Hemorrhagic disease of newborn..... 771	1	-	1	1	-	-	-	-	-	-	-	-	-	1	-	-	-	-	-
Without mention of immaturity (.0)	1	-	1	1	-	-	-	-	-	-	-	-	-	1	-	-	-	-	-
With immaturity (.5)	-	-	-	-	-	-	-	-	-	-	-	-	-	-	-	-	-	-	-
Ill-defined diseases peculiar to early infancy, including nutritional maladjustment..... 772-773	58	34	24	55	4	22	14	9	3	1	-	-	1	1	-	-	-	1	2
Without mention of immaturity (.0)	23	12	11	21	2	7	6	3	1	-	-	-	1	1	-	-	-	1	1
With immaturity (.5)	35	22	13	34	2	15	8	6	2	1	-	-	-	-	-	-	-	-	1
Immaturity with mention of any other subsidiary condition..... 774	7	3	4	7	1	3	2	-	-	-	-	-	1	-	-	-	-	-	-
Immaturity unqualified..... 776	59	38	21	59	9	34	7	4	2	1	2	-	-	-	-	-	-	-	-
Symptoms and ill-defined conditions.... 780-795	2	2	-	-	-	-	-	-	-	-	-	-	-	-	-	-	1	-	1
All other diseases..... Residual	9	4	5	3	-	1	1	-	-	-	-	-	1	-	-	3	-	1	2
Accidents..... E800-E962	13	7	6	1	-	-	-	-	-	-	-	-	-	-	1	1	7	3	1
Inhalation and ingestion of food or other object causing obstruction or suffocation..... E921-E922	3	1	2	1	-	-	-	-	-	-	-	-	-	-	1	-	1	1	-
Accidental mechanical suffocation in bed and cradle..... E924	6	2	4	-	-	-	-	-	-	-	-	-	-	-	-	1	3	1	1
All other accidental causes..... ..... E800-E920,E923,E925-E962	4	4	-	-	-	-	-	-	-	-	-	-	-	-	-	-	3	1	-
Homicide..... E964,E980-E999	1	1	-	-	-	-	-	-	-	-	-	-	-	-	-	-	-	-	1

TABLE 9
MARRIAGES, DIVORCES, AND ANNULMENTS
BY COUNTY OF OCCURRENCE: MAINE, 1964

Counties	Marriages	Divorces	Annulments
STATE.....	8,269	2,400	21
Androscoggin.....	707	168	-
Aroostook.....	640	138	4
Cumberland.....	1,681	588	6
Franklin.....	200	45	-
Hancock.....	281	76	1
Kennebec.....	771	233	2
Knox.....	256	75	-
Lincoln.....	167	50	1
Oxford.....	384	102	-
Penobscot.....	1,046	337	4
Piscataquis.....	151	51	-
Sagadahoc.....	194	82	2
Somerset.....	368	91	1
Waldo.....	216	62	-
Washington.....	230	53	-
York.....	977	249	-

TABLE 10
DIVORCES AND ANNULMENTS
BY LEGAL GROUNDS FOR DECREE AND BY LIBELANT
MAINE, 1964

Cause	Total	Divorce	Annulments	Libelant	
				Husband	Wife
TOTAL.....	2,421	2,400	21	501	1,920
Cruelty.....	2,273	2,273	-	459	1,814
Desertion.....	58	58	-	29	29
Non-support.....	39	39	-	-	39
Drunkeness.....	21	21	-	1	20
Adultery.....	8	8	-	6	2
Annulment.....	21	-	21	6	15
Not Stated.....	1	1	-	-	1

TABLE 11
DIVORCES AND ANNULMENTS BY NUMBER OF CHILDREN REPORTED
UNDER 18 YEARS OF AGE: MAINE, 1964

Number of Children Reported	Total	Divorces	Annulments
TOTAL.....	2,421	2,400	21
No children.....	769	752	17
1 child.....	579	578	1
2 children.....	507	506	1
3 children.....	316	314	2
4 children.....	144	144	-
5 children.....	64	64	-
6 children.....	30	30	-
7 children.....	4	4	-
8 children.....	5	5	-
9 or more children.....	3	3	-

TABLE 12
DIVORCES AND ANNULMENTS BY DURATION OF MARRIAGE IN YEARS
MAINE, 1964

Duration of marriage	Total	Divorces	Annulments
TOTAL.....	2,421	2,400	21
Under 1 year.....	111	106	5
1 year.....	199	196	3
2 years.....	245	241	4
3 years.....	193	192	1
4 years.....	171	168	3
5 years.....	175	174	1
6 years.....	133	131	2
7 years.....	136	136	-
8 years.....	106	106	-
9 years.....	91	91	-
10-14 years.....	342	340	2
15-19 years.....	295	295	-
20-24 years.....	124	124	-
25-29 years.....	56	56	-
30-34 years.....	28	28	-
35-39 years.....	10	10	-
40 years and over.....	5	5	-
Not stated.....	1	1	-

TABLE 13
MARRIAGES BY AGE AND BY PREVIOUS MARITAL STATUS OF BRIDE AND GROOM
MAINE, 1964

Age in Years	Bride						Groom					
	Total	Previous Marital Status					Total	Previous Marital Status				
		Never Married	Widowed	Divorced	Marriage Annulled	Not Stated		Never Married	Widowed	Divorced	Marriage Annulled	Not Stated
TOTAL	8,269	6,363	437	1,463	6	-	8,269	6,452	390	1,417	10	-
Under 15	22	22	-	-	-	-	-	-	-	-	-	-
15-19	3,359	3,288	5	66	-	-	1,189	1,184	-	5	-	-
20-24	2,893	2,532	16	343	2	-	4,054	3,849	6	197	2	-
25-29	608	299	16	292	1	-	1,252	945	13	292	2	-
30-34	347	90	31	225	1	-	490	233	12	243	2	-
35-39	271	48	25	198	-	-	321	100	16	204	1	-
40-44	218	33	48	135	2	-	246	49	20	176	1	-
45-49	171	17	54	100	-	-	203	49	37	116	1	-
50-54	142	16	65	61	-	-	147	15	49	83	-	-
55-59	101	6	76	19	-	-	138	11	65	62	-	-
60-64	55	6	32	17	-	-	82	11	50	20	1	-
65-69	45	3	38	4	-	-	72	5	56	11	-	-
70-74	24	1	20	3	-	-	42	1	35	6	-	-
75 and over	11	-	11	-	-	-	33	-	31	2	-	-
Not stated	2	2	-	-	-	-	-	-	-	-	-	-

TABLE 14
MARRIAGES BY PREVIOUS MARITAL STATUS OF BRIDE,
BY PREVIOUS MARITAL STATUS OF GROOM
MAINE, 1964

Groom	All Marriages	Bride				
		Never Married	Widowed	Divorced	Marriage Annulled	Not Stated
TOTAL.....	8,269	6,363	437	1,463	6	-
Never married.....	6,452	5,798	80	572	2	-
Widowed.....	390	61	209	120	-	-
Divorced.....	1,417	499	147	769	2	-
Marriage annulled....	10	5	1	2	2	-
Not stated.....	-	-	-	-	-	-

TABLE 15
REPORTED CASES OF SELECTED COMMUNICABLE DISEASES BY COUNTIES
MAINE, 1964

Diseases	State	Androscoggin	Aroostook	Cumberland	Franklin	Hancock	Kennebec	Knox	Lincoln	Oxford	Penobscot	Piscataquis	Sagadahoc	Somerset	Waldo	Washington	York
Total.....	23982	2098	4391	3768	263	606	2332	542	324	995	5818	181	445	126	501	292	1300
Chickenpox.....	2433	201	65	423	15	163	238	38	65	51	713	30	115	28	98	50	140
Conjunctivitis.....	138	1	–	–	–	14	–	–	–	–	109	8	–	–	2	–	4
Diphtheria.....	36	–	–	–	–	–	36	–	–	–	–	–	–	–	–	–	–
Dysentery, all.....	24	–	12	–	–	–	–	12	–	–	–	–	–	–	–	–	–
Encephalitis, all.....	7	1	–	2	2	–	1	1	–	–	–	–	–	–	–	–	–
Food poisoning & gastroenteritis	36	2	–	12	22	–	–	–	–	–	–	–	–	–	–	–	–
German measles.....	7463	882	263	1396	12	310	1081	66	29	332	1867	26	109	51	167	157	715
Gonorrhea.....	303	12	27	100	1	11	74	7	7	6	27	5	12	1	7	5	1
Hepatitis, all.....	1037	59	123	170	55	10	155	19	30	114	182	4	43	12	11	13	37
Influenza.....	87	14	–	4	–	12	14	10	1	–	28	–	–	–	4	–	–
Measles.....	4089	620	80	797	90	12	457	223	46	151	1289	73	44	18	49	9	131
Meningitis, aseptic.....	4	–	2	2	–	–	–	–	–	–	–	–	–	–	–	–	–
Meningitis, bacterial and unspecified.....	37	7	7	3	–	2	2	–	1	3	6	–	–	–	–	2	4
Meningococcal Infection.....	11	2	2	4	–	–	–	1	–	–	–	–	–	–	–	–	2
Mononucleosis, Infectious.....	105	10	9	9	–	–	2	1	–	3	61	–	4	–	–	1	5
Mumps.....	2271	120	150	271	29	52	160	88	119	289	632	9	65	1	138	14	134
Pneumonia.....	180	61	–	77	3	–	3	8	–	4	9	–	–	–	4	–	11
Skin infections and infestations	694	14	428	35	4	11	18	9	8	8	120	3	2	–	8	15	11
Syphilis.....	111	10	8	37	–	1	18	6	6	–	2	–	6	4	5	–	8
Rabies, animal.....	30	1	–	–	23	–	1	–	–	4	–	–	–	–	–	–	1
Rheumatic fever.....	4	1	–	1	–	–	–	2	–	–	–	–	–	–	–	–	–
Salmonellosis.....	63	11	25	26	–	–	1	–	–	–	–	–	–	–	–	–	–
Streptococcal nasopharyngitis.	4555	37	3141	363	5	3	39	42	9	29	728	6	39	2	7	23	82
Trichinosis.....	4	–	4	–	–	–	–	–	–	–	–	–	–	–	–	–	–
Tuberculosis, all.....	119	10	24	21	2	4	11	7	3	–	14	1	4	5	1	1	11
Whooping cough.....	138	22	21	15	–	1	21	1	–	1	30	16	1	4	–	2	3
All other.....	3	–	–	–	–	–	–	1	–	–	1	–	1	–	–	–	–

TABLE 16
REPORTED CASES OF SELECTED COMMUNICABLE DISEASES BY MONTHS
MAINE, 1964

Diseases	State	January	February	March	April	May	June	July	August	September	October	November	December
Total.....	23982	2162	2460	2844	3992	3291	2848	1219	634	755	666	1101	2010
Chickenpox.....	2433	244	250	284	267	200	166	83	13	38	95	264	529
Conjunctivitis.....	138	8	8	6	5	19	25	15	9	13	13	9	8
Diphtheria.....	36	-	-	1	3	19	12	1	-	-	-	-	-
Dysentery, all.....	24	-	11	2	1	-	-	-	1	4	5	-	-
Encephalitis, all.....	7	2	-	-	-	3	-	1	-	-	1	-	-
Food poisoning & gastroenteritis	36	-	-	-	10	-	-	6	20	-	-	-	-
German measles.....	7463	329	639	1171	2117	1645	1069	265	48	39	31	39	71
Gonorrhea.....	303	25	11	24	25	30	25	41	33	22	31	15	21
Hepatitis, all.....	1037	225	141	129	98	73	54	40	41	65	54	51	66
Influenza.....	87	6	3	6	21	-	1	8	-	13	12	14	3
Measles.....	4089	173	358	268	536	730	687	287	101	54	31	263	601
Meningitis, aseptic.....	4	-	-	1	-	-	1	-	-	2	-	-	-
Meningitis, bacterial and unspecified.....	37	-	1	6	4	4	4	2	4	3	4	2	3
Meningococcal infection.....	11	1	1	1	1	3	-	-	-	-	1	-	3
Mononucleosis, infectious.....	105	9	9	10	16	8	3	4	6	10	7	10	13
Mumps.....	2271	404	369	281	313	218	209	130	23	42	46	99	137
Pneumonia.....	180	12	20	5	25	20	11	8	11	12	19	18	19
Skin infections and infestations	694	81	39	46	40	47	36	44	75	100	60	57	69
Syphilis.....	111	1	-	6	20	18	19	8	7	3	8	7	14
Rabies, animal.....	30	-	-	1	8	2	3	11	1	2	1	-	1
Rheumatic fever.....	4	-	-	-	2	-	-	-	-	-	-	-	2
Salmonellosis.....	63	2	-	12	4	2	4	8	3	8	12	5	3
Streptococcal nasopharyngitis..	4555	614	573	570	445	217	501	240	208	307	216	232	432
Trichinosis.....	4	-	-	-	-	-	-	-	-	2	-	-	2
Tuberculosis, all.....	119	10	12	7	15	14	10	11	9	6	9	6	10
Whooping cough.....	138	16	15	6	16	19	8	6	21	9	10	9	3
All other.....	3	-	-	1	-	-	-	-	-	1	-	1	-