

MAINE STATE LEGISLATURE

The following document is provided by the
LAW AND LEGISLATIVE DIGITAL LIBRARY
at the Maine State Law and Legislative Reference Library
<http://legislature.maine.gov/lawlib>



Reproduced from scanned originals with text recognition applied
(searchable text may contain some errors and/or omissions)

MAINE PUBLIC DOCUMENTS

July 1, 1936 - June 30, 1938

STATE OF MAINE

Third Biennial Report

OF THE

Department of Finance



Ending June 30, 1938

THIRD BIENNIAL REPORT

of the

DEPARTMENT OF FINANCE

Department of Finance Officers

WILLIAM S. OWEN, Milo, Commissioner of Finance

WILLIAM H. DEERING, Saco, Budget Officer

FRANK H. HOLLEY, North Anson, State Tax Assessor

WILLIAM A. RUNNELLS, Hallowell, State Controller

WILLIAM S. OWEN, Milo, State Purchasing Agent

STATE OF MAINE

DEPARTMENT OF FINANCE

Augusta, Maine

January 2, 1939.

To the Honorable Senate and House of Representatives of the
Eighty-ninth Legislature:

Gentlemen:

In accordance with Chapter 216, P. L. 1931, the Department of Finance submits its third biennial report for the two fiscal years ending June 30, 1938.

Very truly yours,

WILLIAM S. OWEN

Commissioner of Finance

TABLE OF CONTENTS

Accounts and Control, Bureau of—Report	XI
Analysis of Financial Condition	80
Appropriation Statement—1936-37	5-12
1937-38	13-21
Balance Sheet—1936-37; 1937-38	1
Bond Issue Statement	100
Budget, Bureau of—Report	V
Cash Statement—July 1, 1936 - June 30, 1938	1
Charts—Expenditures	XIX-XXII
Receipts	XV-XVIII
Contingent Fund, State—1936-37	133
1937-38	135
Debt, State Bonded—1936-37	137
1937-38	137
Expenditure Statement—1936-37 and 1937-38	22-76
Summary	22
Departments	23
Institutions	37
Highway	73
Non-governmental	76
Expenditure Statement Showing Percentages 1936-37 & 1937-38	77
Finance, Department of—Report	V
Funds, Special—1936-37	138
1937-38	142
Guaranty Deposits—1936-37	146
1937-38	147
Institutions—Report of—1936-37	104
1937-38	116
Liquor Commission, Balance Sheet—1936-37; 1937-38	102
Old Age Assistance—Original Plan	74
New Plan	75
Publication	XXIII
Purchases, Bureau of—Report	X
Revenue Statement—1936-37; 1937-38	80
Taxation, Bureau of—Report	VII
Trust Deposits—1936-37	147
1937-38	147

THIRD BIENNIAL REPORT OF DEPARTMENT OF FINANCE

The Department of Finance makes its third biennial report, this report for the two years ending June 30, 1938. With the thought that progress has been made in the bringing out the ideas as proposed under the Administrative Code and that this State will take its place with any State in its financial set-up in a business like manner in which its affairs have been conducted.

From time to time additional duties have been added to the Bureaus of the Department of Finance and in most cases without extra help or expense. I sincerely hope that we are able to continue as we have and put into effect in time several changes and additions which we feel should be.

The most pleasant cooperation and contact with the Governor and Council has made the work all the more enjoyable.

WILLIAM S. OWEN

Commissioner of Finance

BUREAU OF BUDGET

In reporting the functions of the Budget it is not necessary to include any statistical or tabular data as these are fully covered in the report of the Controller. The functions of Budget administration are the preparation of the Budget for the Chief Executive with the assistance and advice of the Legislative Advisory Committee on the Budget, the supervision of expenditures by departments, and making plans for the carrying out the provisions established by the Legislature.

Improved control has been possible because of the interest of the Governor and his Council. There have been nearly monthly meetings of the Finance Committee of the Council and the Budget Officer. Department requests for allotments have been very carefully gone over before approval. The expenditures of the various departments have been checked to see that they were in accordance with the approved allotments. Without this close and constant cooperation the financial results of the past two years could not have been accomplished.

The 88th Legislature provided for the activities of State Government amply, yet within the bounds of sound economical expenditures. The failure of the finance producing measures left some departments without funds with which to carry on. New plans had to be devised to meet the situation even at the expense of service expected by the Legislature and the people. At the special session of the Legislature, Governor Barrows presented his plan, which called for a reduction of appropriations to the extent of \$850,000 for the biennium and this plan was accepted. The administration of these reduced appropriations presented major problems.

Departments had been set up to carry out the provisions of law. With reduced funds many services had to be curtailed or extremely limited to meet the reduced appropriations. How well this was accomplished is shown by the fact that the budget was balanced by \$386,000.00.

Through the close contact with the Governor and Council it has been possible for the Budget Officer to take up one of the most important functions of Budget Control. The law provides that the Budget Officer study the administration of the departments and recommend changes that will be for better administration and economy in the expenditure of State funds.

The past two years this study has been concentrated on one of the largest departments and in making a recommendation. As a result of that study and recommendation Governor Barrows called in the Institute of Public Administration for technical advice and recommendations.

A plan was devised whereby the many activities of the Department of Health & Welfare could be better consolidated and coordinated, the details of which are now being worked out. This should produce a much improved service to the people with a reduction in administrative costs.

No changes in law are necessary for this coordination as such a step is within the provisions of the Health & Welfare law and requires only administration approval.

The demand for rapid service by the public from departments, together with the tendency on the part of the Legislature to place unrelated activities under single administrative heads, has not produced the greatest efficiency. While this method was justified, as it did not create new departments, it has made coordinated administration impossible.

The extreme increase in the commitments to the various State Institutions is beyond our control. In the period from January 1, 1938, to December 1, 1938, there has been an increase in inmate population of 274 persons. The Augusta State Hospital, in the six months ending December 30, 1938, has shown a net increase in population of sixty-four patients. The continuation of the present rate of commitments will mean a very large annual increase in operating costs, as well as overcrowding the institutions.

Lack of suitable office space in many departments has been a handicap to the most efficient use of labor. It has been necessary to hire space for complete departments rather than housing them in State buildings. Storage space in State buildings is now entirely exhausted.

The construction of a suitable office building with adequate storage facilities must soon be faced. If we are to rearrange department activities with a view to a reduction in the cost of administration and overhead, proper housing must be considered. A most careful study must be made before any recommendations can be made to bring

related functions under a single administrative head. Such studies are planned and will be taken up as fast as possible without expansion or additional cost on the part of the Bureau of Budget.

The last Legislature placed under the Budget the administration of the State Personnel Law. The law provided for a non-partisan administration board with the Budget Officer as its Chairman.

Upon the advice of some of the outstanding administrators of personnel and civil service laws in the country, the Board adopted the policy of moving slowly, not attempting to put every service under the law at one time, but completing each step by itself, thereby avoiding mistakes, and at the same time, holding the operation expense at a very low figure.

After a year of operation, even with this slow method, fully 80% of the departmental employees are now under the provisions of the law. It is hoped that it will be possible within the next year to complete the coverage.

The administration of this law has taken much more time than was first anticipated and will require more as it nears completion.

I wish to express my thanks to the other members of the Board for their untiring efforts in the attempt to build on a sound base that should insure the success of personnel administration in Maine.

The success of Budget administration and control is limited to the cooperation of the many agencies of state government. In this respect I have the privilege to state that in Maine this cooperation has been unanimous. The heads of every department of state government have assisted in every way possible to keep expenditures down and make requested savings. The cooperation of the past is sure to extend into our future problems of financial control.

W. H. DEERING,

State Budget Officer.

PROPERTY TAX DIVISION

Municipal Unit

Marked progress appears to have been made during the past two years in various activities in which we are engaged in the Bureau of Taxation. Perhaps outstanding among our progressive movements is the establishment of a Tax Equalization Program which appears to be well founded, and while the equalization of values between the 510 municipalities of Maine and the various wild land owners, has been desirable and necessary for the proper allocation of the State Tax, the establishing of a proper equalization of values has been made more necessary than ever before by the passage of a substantial appropriation for the School Equalization Fund at the special legislative session of 1937.

This Equalization Fund is now in excess of \$300,000 and the allotment of this amount in the towns of lesser ability to pay, is tied in

with the valuation of the community which may be effected. Therefore unless this Bureau can be reasonably sure of the accuracy of its valuation figures, some children may be deprived of the educational opportunity which the Legislature intended they should have. For this reason the Bureau, after consultations with various officials, has begun an appraisal program in the five hundred ten organized places of Maine and this venture has required some increase in the personnel and office expense. Real estate transfer clerks are employed whose duty it is to visit Registers of Deeds and obtain from the records, data as to sales of real estate and transfers for the use of the appraiser or appraisers who later view the property transferred and usually appraise other property in the community where the transfers have obtained. Final figures are only made after a thorough investigation by those who are in charge of the work.

There is also now employed in this Bureau a State Tax Engineer who is obtaining very valuable information for taxation purposes regarding the industrial plants located in the cities and towns of Maine, and business properties in the more thickly congested areas of many of the cities and larger towns, and in this manner, Maine is making a very definite start on a program which we hope will result in a more accurate distribution of the state tax load among the various municipalities within our borders and a more perfect allocation of the Educational Equalization Fund.

WILD LAND UNIT

The cruising of wild land continues to be one of our great problems inasmuch as ten million acres is a substantial area to cruise for the purpose of equalizing the tax load between the owners of this vast section, and it is only when we have before us the amount of timber available, as well as the type of land which produces this timber, that we can make a proper and accurate assessment. It isn't good for either the tax payer or the tax assessor to guess at the valuation of any type of property. Such a program can only result in misunderstanding and errors.

Those charged with the duty of assessment must have some method of knowing what the property to be assessed is worth. The writer would respectfully call your attention to a similar report made in 1936 regarding this very important land cruising work. It is hoped by those who are said to be experts in this line of endeavor, that by further equalization of values we may be able to work out some program which will stimulate the desire of the land owners to hold for future productiveness, land which we now speak of as "stripped land."

GASOLINE DIVISION

This division administers the gasoline tax act and collects through its licensed gasoline distributors, a tax of 4c a gallon on gasoline used or sold in the state for any purpose except on sales to the United

States government or sales which are wholly for export from the state. It also handles refund claims of 3c of the 4c paid on gasoline used for exempt purposes and is constantly combating evasions by investigation, inspection, audit and prosecution. Such collections are turned over to the State Treasurer for credit to the general highway fund. The total gross receipts for the fiscal period ending June 30, 1938, were \$6,161,419.84, of which \$214,574.34 was refunded. The administration expense incurred in the collection of the tax and the inspection of oils and gasoline has decreased each year since the so-called "Administrative Code" became effective, from seven tenths of one per cent of the revenue received in 1931, to three tenths of one per cent in 1937. This appears to be the lowest cost of collection maintained by any state on which we have ever been able to obtain data. The result is particularly gratifying when one considers the tremendous area of Maine and the sparsely settled sections which are constantly contributing to the gasoline fund.

POTATO TAX DIVISION

This division is charged with the collection of a tax of one cent per barrel on potatoes for advertising and stabilizing the potato industry of the state. The tax is collected through licensed shippers, and turned over to the State Treasurer after the cost of collection and enforcements of the provisions of the act, are deducted. The law provides that a sum not to exceed 20% may be used for the purpose of investigating and determining better methods of production, shipments, and merchandising of potato by-products, and the remainder of the fund, including any unexpended portion of the said 20%, shall be used for the general purpose of advertising Maine potatoes for food and for seed purposes.

The cost of administering this act for the fiscal year ending June 30, 1938, was one and seven tenths per cent of the revenue received. The total amount collected for that period was \$112,615.00. This amount, when broken down into a penny a barrel collection, must impress one with the great amount of work which is necessary for the collection of this tax and perhaps for this reason we may again call your attention to what appears to be a very low cost of collection.

It is doubtful if this division will be able to continue this exceedingly low cost of administration unless we are fortunate in checking attempts to evade the tax.

In closing the State Tax Assessor acknowledges the cooperation of municipal officers throughout Maine during a long period of years, and to those citizens who have seen fit to cooperate with us in the enforcement of the tax laws we acknowledge our gratitude.

In practically all our relations with the public, substantial contributions to the administrative activities in this office have been made from time to time by those who have a real desire to assist in guiding the tax activities of the state.

And finally the writer acknowledges personal appreciation and official gratitude for the wonderful loyalty and cooperation of the office and field group connected with the Bureau of Taxation. With a meagre personnel and with an unusually delicate task, by hard work and personal interest in the affairs of government which are assigned to them, they, from the date of their employment by the state, have rendered a distinct public service.

FRANK H. HOLLEY,
State Tax Assessor.

BUREAU OF PURCHASES

The continuance of trying to bring to the fore the principles of the Code has, I believe, made progress in that direction. We have tried to use business methods in State affairs and although such efforts were at first frowned upon I think our confidence that such could be realized has been rewarded with success.

The continued cooperation between the Institution and Department Heads, with a better understanding between each and everyone and with the fine cooperation particularly between the State Liquor Commission and the Finance Department, as a whole has been most pleasing and is the reason for what success has resulted.

We have continued group purchasing, asking for competitive bids in the Purchasing Department to realize for the State very substantial savings. Many items that were purchased prior to the acceptance of the Code, which had to do with the establishing of the Purchasing Department, have been reduced in base price in many instances better than fifty percent. Honest competition, together with the fact that the competitors knew that they were to get a square deal and proper treatment only and if they played square with the State has weeded out any undesirables that might have had intentions contrary to right with the result that a very great feeling of respect has been created between the State Officials and the traders, one for the other. We consider this a healthy condition to have existing. From a financial standpoint, this means dollars in savings to the State far beyond the imagination.

A very important aid in the operation of the Purchasing Department, from a saving standpoint at least, is the improvement in methods of all lines both in the preparation, the packing and the arrangements for delivery.

We do not feel that we have arrived anywhere near the point of perfection but we sincerely feel that by the conscientious and painstaking efforts that everyone connected with the Department is putting into this that nothing but progress can be the result and that we have insofar as possible carried out the ideals and ideas of the Code.

I have nothing but thanks and appreciation for the wonderful cooperation given me by each and every Institution and Department

official with whom we have come in contact with and only because of their help and assistance would we have been able to have made such a report as this.

WILLIAM S. OWEN,

State Purchasing Agent.

BUREAU OF ACCOUNTS AND CONTROL

The Bureau of Accounts and Control submits its third biennial report for the period July 1, 1936 to June 30, 1938, furnishing detail of the several departments and institutions with charts analyzing the operation of the State as to its finances.

Continued progress, I believe, has been made and it is hoped that the continuation of such progress will bring about a most efficient control of the State's financial activities. In this report are included charts, department and institution expenditures giving percentages as to personal services, general operations, grants, pensions, etc.; charts on highway giving the breakdown under its various sub-divisions. Other charts show the breakdown by governmental function such as highways; charities and hospitals; debts; education, etc. Apart from these are charts showing income and receipts both including and excluding Federal grants.

Since January, 1938, along with the other activities which have been carried on in whole or in part by the Bureau of Accounts and Control, was the addition of issuing checks for the Unemployment Compensation Commission. These checks were for the Administration of the Commission and its officers as well as for the benefit checks going to the unemployed. During the period from January to June 30, 1938 some 308,000 benefit checks were drawn in addition to the regular checks drawn for other State departments and institutions.

Liquor Control, which was established four years ago with inventory and financial detail both on stores and warehouse being segregated and controlled in this office, has been continued, with the very cordial and complete cooperation between the Liquor Commission and the Bureau of Accounts and Control much has been accomplished toward not only reducing cost of operation but making savings by controlling purchases and merchandise turnover. The continued tabulation of excise tax receipts from the Secretary of State's office reporting to each and every town by authority of Chapter 166, P. L. 1933, as to the amount that has been collected by their treasurer or collector has been carried on and for the years 1936 and 1937 showed as follows:

1936	\$1,080,830.48
1937	1,217,735.32

A better understanding by the collectors is being shown under the administration of the excise tax law and I think constant contact between the Secretary of State's office and this department with collectors is of great value. These figures are used to a great extent by

the State Auditor's office in the administering of the municipal accounting law and audits.

This past summer, during the racing season, this office assisted the Racing Commission by having representatives at the various races tabulate results of such races before payoffs were allowed. By doubling up and making some changes in the procedure, savings were made in the administration of this activity. The cooperation of the racing commission in its relation to this Bureau is appreciated.

I again call attention to that which I have referred to in previous reports, the very great need of change in system in the Auto Registration Bureau in the Secretary of State's office. Recent affairs, I believe, have proved that such a change is necessary, through no fault, as I see it, of any of the officials who have had charge of this work. Conditions allowing for a large sum of money to be on hand at any time would come about because of the desire to serve the public quickly and not to keep them waiting for their registrations and licenses. So many of them waiting until the last minute and then at that time not wishing to be inconvenienced by standing in line or waiting any length of time has placed a burden on the Auto Registration Bureau which until this year has made it practically impossible under the present system to serve both the public speedily, at the same time serving the State efficiently as far as getting the cash into the banks before the closing of business each day. As a result the applicant was given first thought and the checks or cash were placed in second place of importance. This year some changes have been adopted which are an aid, but do not make a perfect system yet.

I strongly recommend that a system on the order of that now in use in the State of Connecticut be established during the next year thus preventing further possibility of robbery, and further than that, give the State a modern set-up with serial number control of motors as an added feature.

One matter that I wish to bring to the attention of the Legislature, and which I have already filed with the Budget Committee, is the need of filing space by this Bureau. Our vouchers, checks, registers, book records and other documents must be filed in a safe and secure place. With the tremendous volume of these various forms of records, it has been necessary to use what available space there was at the State Hospital for the filing of previous years and it is only possible to keep about one year's set of records at the State House for reference. Almost continually do we have occasion to refer back from two to five years and in many cases back ten to fifteen years but a ready filing system should allow us at least three years space near at hand and easy of access. I hope that in whatever plans may be made for more or additional space that consideration will be given to this department on that account. I do not think it is necessary for me to state that the working quarters are very crowded and more space could be used on this account but I do feel that of greater importance is the safety of our permanent records and first consideration should be given to

this. In the past year the Bureau of Accounts and Control, audited, prepared warrants and drew checks, reconciled such checks with the bank account in the amount of \$42,826,643.03; recorded and tabulated in report form income totalling \$43,069,136.75; and drew checks in excess of 1,000,000.

I am presenting in the biennial report this year a copy of the order by the Legislature regarding the publishing of the analysis of financial position of the State of Maine with a complete copy of such analysis being incorporated as a part of this report. Such analysis of the financial condition of the State has proved to many people who previously had thought the citizens as a whole paid little attention to figures, facts and statistics, were in error as after this report was published we received letters from all parts of the State regarding this report and asking questions about the figures not only on the first page of the report but on the second, third and fourth pages, which showed that they were reading it and not only reading it but digesting it. And from the many very fine and intelligent questions which we received we were pleasantly surprised and gratified by such a reception as this analysis received by the public in general. From such a response both by the public and press as well, it would appear that such an analysis was considered not only worthwhile but very necessary in the carrying on of State government. It has been argued that the citizens as directors of a large business such as the State have a right to know as soon as possible after the close of the fiscal year what the standing of their business is. We close the fiscal year on June 30 but the books are kept open until July 31 by law that payments may be made against the previous year's appropriation on old encumbrances. It was the 14th of August or fourteen days after the close of the State's books that the analysis of financial condition of the State was given to the printer and on the 17th it was published in the daily and weekly papers of the State. In this short period to get the report compiled, allowing such a short time to prepare so much detail and explanation, it is recommended that if the Legislature sees fit to enact a law requiring such an analysis in the future that as much time be allowed as possible for the preparation of the report and the years in which there is no September election that the date for such a report might be extended perhaps one month.

In the analysis of cash, special stress has been given to the particular detail as to where the funds come from. It seems sufficient detail has been given as to where it goes. Further breakdown of expenditures by departments and institutions as to character and object coding of expenditures would take as much space again as this original analysis required, and by character and object expenditure, we mean breakdown as to salary; travel expense as to railroad fare, automobile mileage; taxi fare, meals, lodging, gratuities and the like; further breakdown as to various commodities as to food, clothing, etc. This is shown on the expenditures of the institutions particularly; such detail being kept by this office and being available at any time for

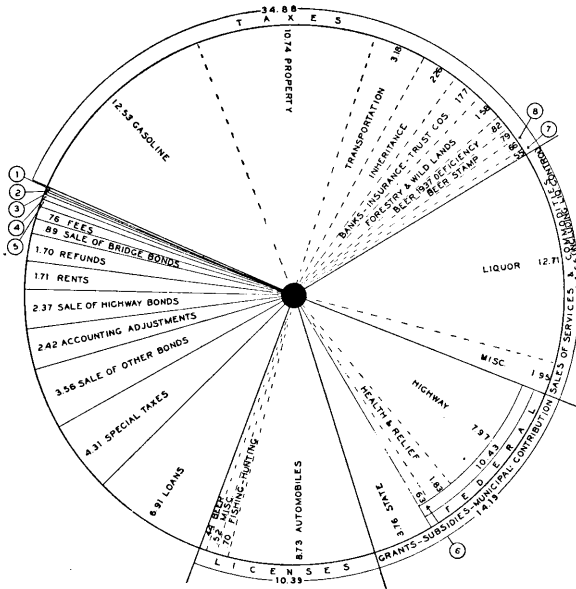
citizens who might want to investigate regarding its detail. It has been felt for general purposes, as to departments, however, that the detail breakdown as to functions in the complete analysis should be sufficient for general study and as a result the printed reports are based on this policy.

It has been a pleasure to work with the departments and institutions and we appreciate the continued cooperation which has been given us by the Governor and Council as well as heads of the departments and institutions, such cooperation furnishing if nothing else a helpful incentive to give as excellent service as is in our power. With the sincere spirit of humbleness and service I submit this report.

WILLIAM A. RUNNELLS,
State Controller.

PERCENTAGE OF REVENUE RECEIPTS
INCLUDING FEDERAL GRANTS

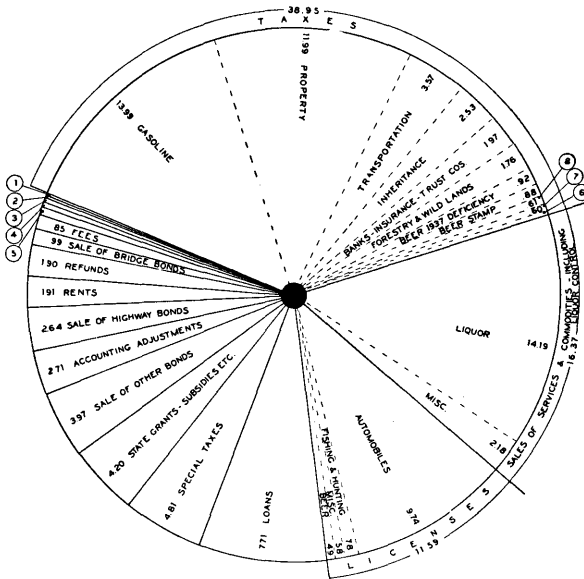
1936 - 1937



- 1 { .003 Salvage of Equipment
- .06 Dividends on Closed Banks
- .09 Fines—Premiums & Discounts
- 2 .13 Receipts Returnable—Private Concerns
- 3 .23 Interests—Premiums & Discounts
- 4 .30 Receipts—Trust Fund Investments
- 5 .44 Receipts Returnable—Counties-Cities-Towns
- 6 { .12 Forestry
- .14 Institutional Construction
- .16 Education
- .21 Miscellaneous
- 7 .55 Liquor Tax—Old Age Assistance
- 8 { .01 Poll Tax—Unorganized Towns
- .11 Autos—Non-Resident
- .54 Corporations

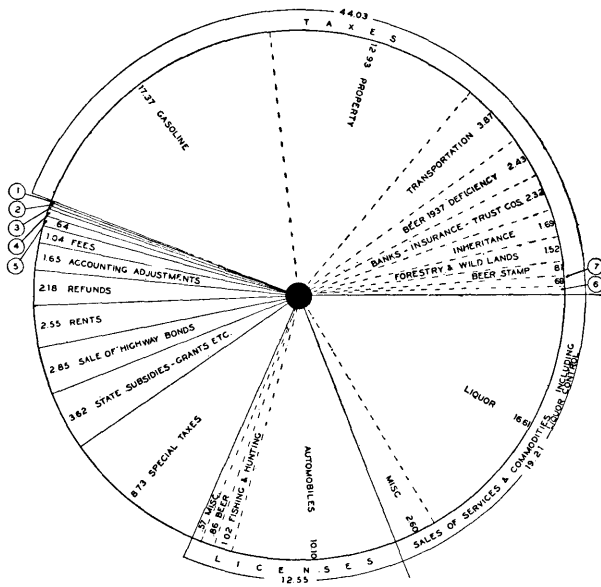
PERCENTAGE OF REVENUE RECEIPTS
EXCLUSIVE OF FEDERAL GRANTS

1936 - 1937



- 1 .14 Receipts Returnable—Private Concerns
- 2 {
 - .004 Salvage of Equipment
 - .07 Dividends on Closed Banks
 - .11 Fines—Premiums & Discounts
- 3 .25 Interests—Premiums & Discounts
- 4 .34 Receipts—Trust Fund Investments
- 5 .49 Receipts Returnable—Counties-Cities-Towns
- 6 {
 - .01 Poll Tax—Unorganized Towns
 - .12 Autos—Non-Resident
- 7 .60 Corporations
- 8 .61 Liquor Tax—Old Age Assistance

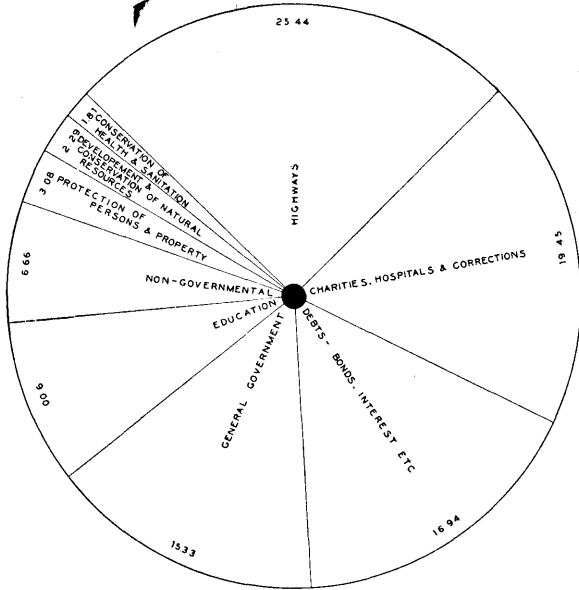
THIRD BIENNIAL REPORT OF
 PERCENTAGE OF REVENUE RECEIPTS
 EXCLUSIVE OF FEDERAL GRANTS
 1937 - 1938



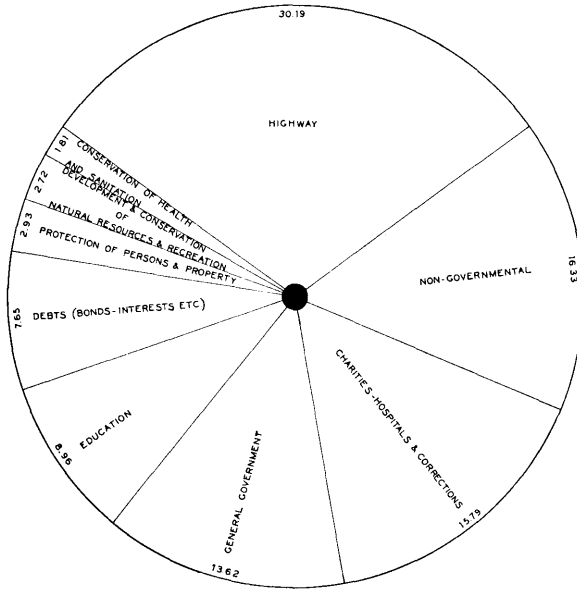
- 1 .17 Receipts—Trust Fund Investments
- 2 {
 - .001 Receipts—Public Funds Held by State
 - .01 Salvage of Equipment
 - .04 Dividends on Closed Banks
 - .14 Fines—Premiums & Discounts
- 3 .19 Receipts Returnable—Private Concerns
- 4 .40 Interests—Premiums & Discounts
- 5 .64 Receipts Returnable—Counties-Cities-Towns
- 6 {
 - .01 Poll Tax—Unorganized Towns
 - .07 Autos—Non-Resident
 - .32 Potato Tax
- 7 .69 Corporations

PERCENTAGE OF STATE EXPENDITURES

1936 - 1937

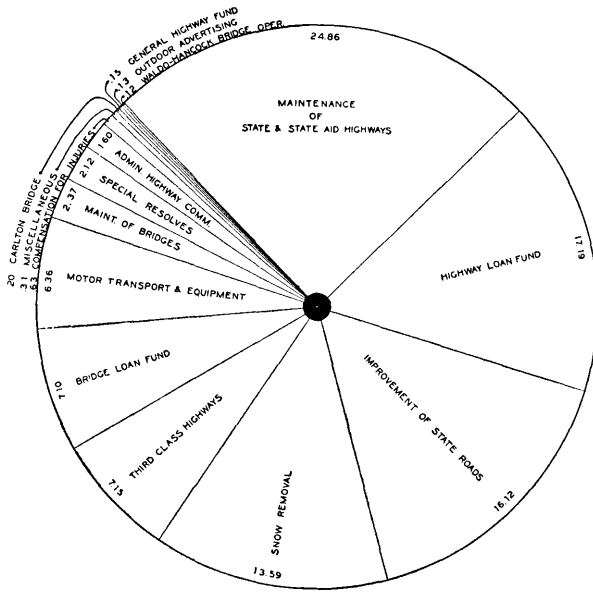


THIRD BIENNIAL REPORT OF
PERCENTAGE OF STATE EXPENDITURES
1937 - 1938



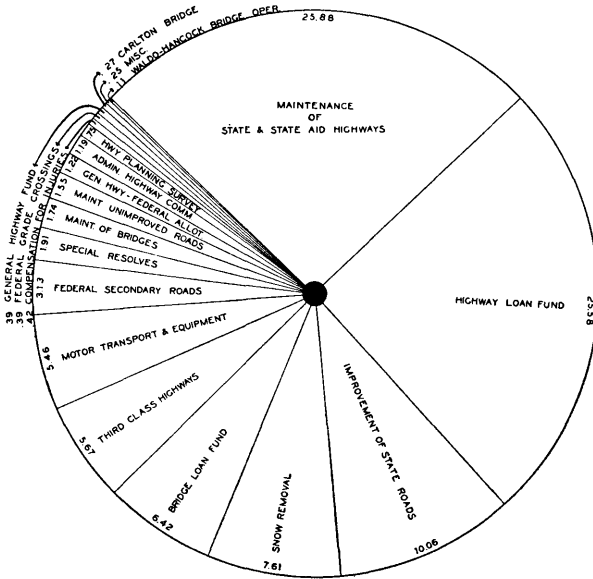
PERCENTAGE OF HIGHWAY EXPENDITURES

1936 - 1937



THIRD BIENNIAL REPORT OF PERCENTAGE OF HIGHWAY EXPENDITURES

1937 - 1938





LEWIS O. BARROWS
GOVERNOR

State of Maine
Executive Department
Augusta

August 15, 1938.

To the Inhabitants of
the State of Maine:

By direction of the Legislature I herewith publish the analysis of the financial condition of the State of Maine for the fiscal year ending June 30, 1938, as submitted by the State Controller.

Lewis O. Barrows
Governor

LOB/K

WILLIAM A. RUNNELLS
STATE CONTROLLER



State of Maine

Department of Finance
Bureau of Accounts and Control

Augusta

August 12, 1938.

Honorable Governor and Council,
State House,
Augusta, Maine.

Gentlemen:

By Order of Legislaure from the Senate, the House concurring, "that under the direction of the Governor and Council, an analysis of the cash position of the State of Maine be published in the daily and weekly newspapers of the State and that a full and complete explanation of the same be made to the inhabitants of the State of Maine, costs thereof to be paid out of the General Fund of the State."

In compliance with the above quoted order, I furnish you herewith the following statements and a full and complete explanation of the cash position. Although not asked for in the order, I believe a comparison with the previous year would be of great benefit, that a better understanding by the citizens of the State would be the result.

The first statement to be listed and discussed is Schedule A, which is a comparative balance sheet for the two fiscal years, namely, July 1, 1936 to June 30, 1937 and July 1, 1937 to June 30, 1938. Much has been said of the cash balance of the State. The cash balance taken alone is of little or no value unless consideration is given to the other assets and liabilities contained in the balance sheet.

Schedule B is an analysis of financial position as to the cash balance which shows the obligations for which cash has been received for definite and specific purposes, and which must be available when needed for the purposes for which it was intended.

For example, cash in Treasury on June 30, 1937, amounted to \$5,-394,070.99; cash against obligations as noted in Schedule B, \$5,760,-

004.20, or obligations over actual cash on hand of \$365,933.21. On June 30, 1938, cash in Treasury amounted to \$5,636,564.71; obligations as listed of \$4,830,953.31, or in this case a balance over obligations of \$805,611.40, which includes taxes, licenses, etc. due against general appropriations. The true picture, however, of the status of the State's financial position is reflected directly by the Sinking Fund Reserve Account, which is included in the balance sheet, and which by the law of the State is the Profit and Loss or Surplus Account after the close of the year's business. The balances of the appropriations are lapsed to the Contingent Fund at the close of the year, \$300,000.00 being taken from this total and set up for the Contingent Fund for the coming year. The then remaining balance is transferred to the Sinking Fund Reserve, and, as stated above represents the surplus of the State's business for the year. The State, after closing its books for the fiscal year ending June 30, 1938, not only balanced the budget but had a surplus of \$386,744.17 which was transferred to the Sinking Fund Reserve account making a total of \$722,379.16. This Sinking Fund Reserve which may be used for the retirement of State debt and obligations has totaled on June 30 of the past seven years as follows:

1931—\$2,353,125.34	1935—\$733,142.51
1932— 1,121,653.45	1936— 65,130.73
1933— 222,676.17	1937— 335,634.99
1934— 881,825.29	1938— 722,379.16

Cash balances for the same periods have been as follows:

1931—\$2,877,872.44	1935—\$4,480,232.26
1932— 1,952,728.09	1936— 3,327,579.98
1933— 2,814,180.42	1937— 5,394,070.99
1934— 4,355,620.97	1938— 5,636,564.71

The balance sheet also shows a reduction in the bonded debt of the State. On June 30, 1937, it was \$30,436,000.00, and on June 30, 1938 it was \$29,447,000.00, or a reduction of \$989,000.00 during the year.

In addition to this, the balance sheet also shows the setting up and providing from the Contingent Fund the sum of \$145,000.00 for the construction of the Deer-Isle-Sedgwick Bridge, it being necessary for the State to contribute this amount to the joint fund of the Federal Government and the Bridge District, said joint fund being inadequate to construct the bridge.

Schedule C is Revenue Receipts by Income Sources, giving detail showing where the money comes from. They are broken down first in major groups as taxes, licenses, rents, and then further broken down by the classes of such taxes, licenses, and rents. It is noted that outside of the gasoline tax increase, there is very little difference in the two years in various other forms of taxes. One item has decreased, whereas another has increased. As a result, the taxes received in the 1937 fiscal year amounted to \$15,138,107.99 as against \$15,618,454.41 for the 1938 fiscal year just ended, a difference of \$480,346.42.

Licenses, rents, and fees as a total show only a slight increase.

Under Sales of Services and Commodities, in which is included the sale of liquor, the increase of \$375,008.68 in liquor sales furnishes most of the increase in this classification.

Under Grants, Subsidies, and Donations, which includes the Federal Grants, the total receipts have been greatly increased by the Unemployment Compensation taxes which come from the employer, in turn also increasing the total payments. This money when received is paid over to the Federal Reserve Bank to be retained by them until requisitioned, at which time it is returned to the State Treasury for benefit payments. Funds for the administration of the Unemployment Compensation Commission are received on requisition from Washington, and payment from this account is also made through the State Treasury.

Taxes, Licenses and Fees for the most part go to the General Fund. In the case of gasoline tax and automobile registration fees, these go to the General Highway Fund, a fund definitely earmarked for Highway purposes. Taxes on Cities and Towns, the rate of which is 7 1-4 mills, is divided thus: 3 1-3 mills for Education, 1 mill for University of Maine, and the balance for the general appropriations. It might be well to explain that the General Fund is the receiving account for taxes, licenses, and fees which have not been designated for a special purpose, but which are necessary to provide ways and means to take care of the general appropriations of the State of Maine.

As many questions have been asked as to the disposal of the profits or tax from liquor, the following may be enlightening: I have mentioned the valuation of the State as \$661,209,219.00 and the tax rate of 7 1-4 mills. Eight years ago the valuation was \$757,000,000.00, making a drop-off of \$96,000,000.00 in valuation. Using this reduction in valuation against the 7 1-4 mill tax rate, it will be readily seen that there is a drop-off from this source annually of \$696,000.00. Other sources of revenue have dropped off in proportion, with the result that new income was needed to take the place of that which we were losing. Other reductions occurred in Bank Tax, Railroad Tax, Tax on Corporations, and Inheritance Taxes. The net receipts from these liquor taxes have therefore been used to take the place of the above losses in revenue.

The tax on liquor was fixed by the Legislature of 1937 at \$2.08 per gallon for liquor and 50c per gallon for wine. It was necessary at the special session to add another 12c per gallon to the tax on liquor making the tax \$2.20 per gallon for liquor and 50c per gallon for wine. This income goes into General Fund, having been anticipated and appropriated by the Legislature.

The malt beverage tax, or stamp tax, is a 16c per gallon tax, 4c going to General Fund of the State for general appropriations, and 12c being a special tax running for four years or until June 30, 1941,

part of which is to liquidate the debt or deficiency of \$2,044,000.00 which confronted the 88th Legislature, and the balance, which has been estimated to be around \$450,000.00 annually, is to go into the General Fund to assist in paying Old Age Assistance and Equalization of Education. The appropriation for the fiscal year ending June 30, 1938 amounted to \$600,000.00 for Old Age Assistance, and \$200,000.00 for Equalization of Education, and for the year 1938-39, \$1,700,000.00 for Old Age Assistance, and \$200,000.00 for Equalization of Education.

To provide sufficient funds for Old Age Assistance and Equalization of Education, the appropriations made from General Fund by the 88th Legislature were reduced for the two fiscal years by the amounts of \$434,379.00 for the year 1937-38, and \$426,145.00 for the year 1938-39.

In order that what has been done on Old Age Assistance may be better understood, I am furnishing Schedule F which shows in detail the number of payments, average amount of payments, total assistance, total administration, and where the funds came from both for the seven months of this fiscal year that the new plan has been in operation; and similar detail for the previous plan which ceased with the payments of August, 1937.

Under the previous plan, Old Age Assistance was paid from the State Contingent Fund from May, 1936 to December, 1936 inclusive except the month of October when no payments were made. The Contingent Fund being depleted, the 88th Legislature in January, 1937 enacted a 10 per cent temporary liquor tax to run until June 30, 1937. Payments were continued for the months of July and August, 1937 from the provision of the supplemental appropriation bill of the 88th Legislature. These funds being entirely used with the August payments and with the defeat of the referendum for sales tax, Old Age Assistance and Equalization of Education combined, this plan came to an end. The special session of October 26, 1937 made effective an Old Age Assistance and Equalization of Education law, taking, as noted, the savings by reducing the appropriations in addition to an extra 12c per gallon tax on liquor together with a portion as noted above of the deficiency tax.

In July, 1936, payments numbered 2269, at an average of \$19.87. In June, 1937, payments numbered 3674, at an average of \$19.97. In July, 1937, payments numbered 3630, at an average of \$20.08, there being no payments in September, October and November. In June, 1938, payments totaled 10,158 at an average of \$20.54, the Federal Government paying one-half in each case, plus 5 per cent which is their share toward administration.

The administration cost under the previous plan amounted to \$130,948.82 of which the Government paid \$24,235.86. The total assistance payments amounted to \$969,434.55, of which the Government paid one-half, or \$484,717.27. In other words, the total cost of Old

Age Assistance from April, 1936, through November, 1937 amounted to \$1,100,383.37, of which the Government participated to the extent of \$508,953.13, the balance of \$591,430.24 being borne by the State.

Under the new plan, the total cost for seven months was \$882,491.19, the Federal Government paying one-half of the total assistance, which amounted to \$355,459.50, plus its share of administration which was \$17,772.98, or a total of \$373,232.48, the State's share being the balance, or \$509,258.71, and 34,692 assistance checks were drawn in this seven month period.

All revenue for highway purposes coming from gasoline tax, automobile fees, bonds and Federal Aid are for a definite purpose and cannot be and have not been diverted. In cases where licenses and fees are for definite purposes of departments, such licenses or fees cannot be diverted but go directly to the appropriation of said department. Such licenses and fees were created to take care of some particular need and to augment the regular departmental appropriations.

Receipts from the special liquor tax for Old Age Assistance, effective until June 30, 1937, which was a 10 per cent tax, amounted to \$238,689.06. The same year, the deficiency tax, or malt beverage tax amounted to \$356,956.08, and the regular malt beverage tax amounted to \$342,488.91. The deficiency tax as noted was in effect only four months in the year 1937. In the fiscal year 1938, the deficiency tax totaled \$861,760.47, and the malt beverage regular stamp tax totaled \$287,253.44.

Receipts for the sale of liquor for the year 1937 amounted to \$5,516,656.02 against \$5,891,704.70 for the year 1938. The equivalent of the tax or profit for the year ending June 30, 1938, amounted to \$1,823,844.07 against \$1,281,453.65 for the previous year. These net amounts were transferred to the General Fund of the State. This increased net profit or tax came about in part from an increased price mark-up found necessary, and also in part to the reduction in the cost of operation of the Liquor Commission over the previous year. The amount transferred to the General Fund from the Malt Beverage tax was \$628,577.27, and from the deficiency tax \$843,176.77. These compare with the previous year's figures of \$459,698.91 and \$202,926.08 respectively.

Gas tax receipts for the year 1937 totaled \$5,439,912.24, and for 1938, \$6,161,419.84. Receipts from registration of automobiles totaled \$3,787,015.41 in 1937 and \$3,582,148.43 in 1938.

Schedule D, which is the Comparative Statement of Expenditures of Departments and Institutions, shows the total expenditures for 1937 as \$38,725,863.73 plus \$59,354.13, Unemployment Compensation Commission expenditures, and for 1938 \$36,625,181.43 plus \$3,086,220.27, expenditures of Unemployment Compensation Commission. In addition, there were transfer payments to the Unemployment Compensation Commission Clearing Account, taxes received and forwarded to the Federal Reserve Bank of \$1,935,470.61 in 1937 and \$3,052,630.04 in

1938. Included in this total are several items which are revolving, non-governmental, and transfer accounts, detail which appears in schedule G, and which shows the net cost of State Government to be \$29,286,687.60 for the 1938 fiscal year against \$26,722,425.51 for the 1937 fiscal year. An analysis of the expenditures shows the Departments and Institutions for the most part not only living within their appropriations but showing a reduction in cost, not only against their present appropriation but against the previous year's expenditures. Only in those cases that had to do with relief and welfare, highways, and those activities created by the last Legislature, or because of Federal participation, have there been increases in expenditures. In this respect touching briefly on the Maine Unemployment Compensation Commission activities during the past two fiscal years, the figures noted above show the rapid increase and reflect the largest item of increase by far in the entire set-up. The administration cost was \$317,032.62. The benefit account payments total \$2,588,246.89 and the employment service administration totals \$180,940.76. In addition, there is the clearing account which was merely the medium of transfer for money from the employer to the Federal Reserve Bank and cleared the total of \$3,052,630.04.

In the Treasury Department, the payments were less because of temporary loan payments in 1937 of \$3,000,000.00; no such item appearing in 1938.

The institutions with increased inmate population of 347, or a total of 5,118 inmates in 1938 against 4,771 in 1937, with increased commodity cost plus increased maintenance of new buildings, show the cost of operation as \$2,094,954.57 in 1938, and \$2,010,304.13 in 1937 or an increase of about \$84,000.00, cutting below the budget estimate, however, by \$75,000.00. Construction expenditures of the institutions authorized by bond issue total \$1,245,912.58 for 1937 and \$224,853.82 for 1938.

Highway expenditures for 1937 total \$9,583,059.82 as against \$12,277,006.71 in 1938. This increased expenditure was possible because of increased gasoline tax receipts allowing increased appropriations, and increased matchings with the Federal Government. Federal Grant accounts, those of W. P. A. and National Recovery Highway administration, were for the most part carrying over balances, and show totals in 1937 of \$3,044,029.87 as against \$2,104,651.30 in 1938.

Schedule E reflects the expenditure increases and decreases of the two years which verifies the statement made previously as to the manner in which the Institutions and Departments have operated during the year.

The Governor and Council in 1937 took advantage of the callable features of the Carlton Bridge bonds and retired \$375,000.00, the retirement dates running from 1940 to 1953. These were 4 per cent bonds. Another \$150,000.00 of the same type of bonds with same

maturing dates were called in 1938 saving interest charges of \$225,800.00 to the State on the total of \$525,000 called and retired.

SUMMARIZING THE MORE IMPORTANT FACTS FOR 1938,
THE STATE:

Balanced its budget in 1938 and had surplus of \$	386,744.17	
Reduced its debt	989,000.00	
Set aside for Deer-Isle-Sedgwick Bridge	145,000.00	
Paid Old Age Assistance checks in June, 1938		10,158
Has an institution inmate population June 1938		5,118
Received in Gasoline taxes in 1938	6,161,419.84	
Received in automobile registration fees and licenses	3,582,148.43	
Appropriated for Old Age Assistance in 1938-39	1,700,000.00	
Reduced appropriations 1937-38	434,379.00	
Reduced appropriations 1938-39	426,145.00	
Has a valuation of	661,209,219.00	
Has a tax rate of		7¼ mills
Has a tax on liquor of	2.20 per gal	
Has a tax on wine of	0.50 per gal	
Has a malt beverage regular tax of	0.04 per gal	
Has a malt beverage deficiency tax of	0.12 per gal	
Called and retired Carlton Bridge Bonds	525,000.00	
No temporary loan was necessary in 1938		
The people in Maine purchased 841,798 gallons of liquor for	5,794,479.50	
The people of Maine purchased 7,026,472 gallons of malt beverages, and paid for taxes and licenses	1,533,601.67	

I appreciate that much detail has been provided in this analysis but it is my belief that it is necessary that all may better understand the workings of the State Government in its financial control.

Respectfully submitted



State Controller.

STATEMENT OF CASH

1936		
July 1	Balance of Cash	\$3,327,579.98
1937		
June 30	Receipts for Year	43,400,322.01
	Total Available	46,727,901.99
1937		
June 30	Disbursements for Year	41,333,831.00
1937		
July 1	Balance of Cash	5,394,070.99
1938		
June 30	Receipts for Year	43,069,136.75
	Total Available	48,463,207.74
1938		
June 30	Disbursements	42,826,643.03
1938		
July 1	Balance of Cash	\$5,636,564.71

SCHEDULE A

August 8, 1938

COMPARATIVE BALANCE SHEET

	Assets	
	July 1, 1937-June 30, 1938	July 1, 1936-June 30, 1937
Cash in Treasury	\$5,636,564.71	\$5,394,070.99
Bank Balances—Suspense ...	356,745.46	371,065.69
Bank Stock Securities	34,412.50	34,412.50
Special Accounts Receivable (Highway Loan Fund Due)	116,986.44	409,310.00
Accounts Receivable: State Tax on Cities and Towns	\$587,098.74	\$701,425.97
1933	\$12,424.75	\$14,673.80
1934	20,886.25	46,209.58
1935	58,318.47	178,550.16
1936	116,057.29	461,992.43
1937	379,411.98	
Special Tax on Cities and Towns—Uniform Account- ing	6,661.39	6,661.39
State Tax on Wild Lands ...	462,927.43	458,762.95
1929	304.28	305.03
1930	434.77	435.52
1931	191.25	200.91
1932	476.35	734.66
1933	163.44	402.17
1934	1,246.87	1,489.93
1935	2,187.12	13,539.60
1936	32,491.39	48,244.13
1937	44,437.85	393,411.00
1938	380,994.11	

THIRD BIENNIAL REPORT OF

July 1, 1937-June 30, 1938 July 1, 1936-June 30, 1937

Tax on Maine Forestry Dis-		
tricts	156,555.35	154,650.72
1928	3.21	3.43
1929	145.11	145.33
1930	75.67	75.82
1931	121.13	198.61
1932	230.62	284.87
1933	203.81	289.70
1934	1,217.59	1,490.01
1935	961.71	4,068.88
1936	10,955.32	15,825.90
1937	14,737.40	132,268.17
1938	127,903.78	
State Trust Fund		\$2,716.71
Lands Reserved for Public Uses—		
Investment Account	\$212,499.21	176,947.88
Farm Lands Loan Comm.—		
Loans	330,303.16	347,518.21
Tax on Bank Stock—		
1932		150.75
Trust Fund Stock Securities—		
Lands Reserved	4,400.00	4,400.00
Tax on Corporations	63,470.03	66,897.73
1929	\$8,465.20	\$8,470.20
1930	11,807.00	11,872.00
1931	13,272.75	13,332.75
1932	9,036.78	15,356.78
1933	5,891.65	5,948.00
1934	4,338.65	4,365.00
1935	3,552.50	3,600.00
1936	3,035.50	3,953.00
1937	4,070.00	
Tax on Insurance Companies	82,385.51	1,396.37
1932	556.02	571.30
1933	117.41	117.41
1934	35.45	35.45
1937	672.21	672.21
1938	81,004.42	
Tax on Personal Property ..	6,752.81	5,984.20
1929	702.32	724.34
1930	632.97	655.48
1931	419.11	439.59
1932	618.49	641.75
1933	574.25	599.91
1934	672.68	713.62
1935	636.60	825.83
1936	1,153.36	1,383.68
1937	1,343.03	
Tax on Railroad Companies	636,002.95	583,599.04
1931	1,563.63	1,563.63
1932	663.62	663.62
1933	456.88	456.88
1934	394.63	394.63
1935	408.51	408.51
1936	431.70	431.70
1937	679.52	579,680.07
1938	631,404.46	

THE DEPARTMENT OF FINANCE

	July 1, 1937-June 30, 1938	July 1, 1936-June 30, 1937
Tax on Savings Banks	5,644.81	5,644.81
1932—Nov. ..	376.01	376.01
1933—May ..	1,547.62	1,547.62
1934—May ..	1,469.97	1,469.97
1934—Nov. ..	1,417.47	1,417.47
1935—May ..	833.74	833.74
Tax on Telephone Companies	1,432.61	4,030.96
1931	76.60	271.61
1932	276.05	396.45
1933	233.67	287.78
1934	233.97	288.08
1935	174.38	218.49
1936	262.20	249.86
1937	174.24	2,318.69
1938	1.50	
Tax on Telegraph Companies (1938)	2,407.13	
Tax on Trust and Banking Companies	74,167.89	74,065.58
1932	403.38	403.38
1933	71,339.56	71,339.56
1934	1,875.00	1,875.00
1937		447.64
1938	549.95	
Tax on Loan and Building Associations, 1938	161.83	
Cash and Securities in Special and Trust Funds, Guaranty and Trust Deposits	2,510,086.86	2,952,341.95
Cash in Sinking Funds	132,291.11	117,161.30
Cash in Savings Banks	183,364.83	183,253.31
Total Assets	\$11,603,322.76	\$12,056,469.01
Bonded Debt of State	29,447,000.00	30,436,000.00
	\$41,050,322.76	\$42,492,469.01

Liabilities

	1937-38	1936-37
State Tax on Cities and Towns—1937		\$ 804.75
State Tax on Cities and Towns—1938	\$ 7,786.16	
State Tax on Wild Lands—Suspense	1,232.69	637.44
Public Administrators Fund	33,639.15	32,687.53
Unexpended Balances—Appropriations	5,569,036.20	6,707,163.92
State Contingent Fund	300,000.00	300,000.00
Receivers Fund for Defunct Banks	18,907.13	18,942.51
Sinking Fund Reserve	722,379.16	335,634.99
Trust Funds Suspense—Lands Reserved ...	50,964.04	56,301.19
Lands Reserved for Public Uses—Trust Fund	858,010.54	846,778.06
Dog Licenses to be Refunded—1936		9,880.54
Dog Licenses to be Refunded—1937	22,592.36	
Dog Licenses—1937		1,445.00
Dog Licenses—1938	9,237.00	
Interest on State Trust Funds	119,124.64	97,164.50
Passamaquoddy Tribe of Indians Fund (Not Invested)		1,159.51

THIRD BIENNIAL REPORT OF

	1937-38	1936-37
Tax on Bank Stock—1937		44,316.93
Tax on Bank Stock—1938	65,921.43	
Unemployment Compensation Fund	66,102.70	21,515.47
Accounts Payable—July Payments for Pre- vious Year	458,391.40	512,533.42
Highway and Bridge Loan Bonds	23,925,500.00	24,448,500.00
Kennebec Bridge Loan Bonds	2,192,000.00	2,411,000.00
Waldo-Hancock Bridge Loan Bonds	900,000.00	900,000.00
War Loan Bonds	1,500.00	28,500.00
State Pier Bonds	528,000.00	648,000.00
Maine Improvement Bonds	1,900,000.00	2,000,000.00
State Trust Fund	1,419.40	
Tax on Corporations—1938	105.00	
Deer Isle—Sedgwick Bridge	145,000.00	
Deficiency Account—1936-37	511,095.79	
Reserve—Special and Trust Funds, Guar- anty and Trust Deposits	2,510,086.86	2,952,341.95
Reserve for Sinking Funds	132,291.11	117,161.30
	<hr/>	<hr/>
	\$41,050,322.76	\$42,492,469.01

THE DEPARTMENT OF FINANCE

5

STATEMENT OF APPROPRIATIONS JULY 1, 1936 TO JUNE 30, 1937

	Unexpended Balance from 1935-1936	Appropriation for 1936-1937	Cash Payments and Dr. Journals	Cash Receipts and Cr. Journals	Lapsed to State Con- tingent Fund	Carried to 1938 Appropriation
ADJUTANT GENERAL'S DEPARTMENT						
Departmental Operations		\$125,000.00	\$126,446.45	\$3,427.33		\$1,980.88
G.A.R. Department of Maine	\$450.00	2,000.00	2,450.00			
Augusta Airport	7,195.07	5,000.00	28,822.99	17,247.86		619.94
National Guard—Auburn Strike			47,247.28	50,000.00		2,752.72
War Purposes	495.30		495.30			
Soldier's Bonus Fund	100.00	600.00				700.00
ATTORNEY GENERAL'S DEPARTMENT						
Departmental Operations		24,000.00	32,969.03	8,969.03		
Inheritance Tax Division	*7,730.71		7,880.46	15,611.17		
County Attorneys		23,450.00	23,450.00			
BANK COMMISSIONER'S DEPARTMENT						
Departmental Operations		45,000.00	44,158.63	6,888.65	\$7,730.02	
Expense of Organizing Trust Companies	5,764.28		281.65			5,482.63
Loan Agency Inspection	1,674.91		2,335.47	3,400.00	1,000.00	1,739.44
Registration of Dealers in Securities	3,968.21		5,524.79	11,536.00	5,000.00	4,979.42
UNEMPLOYMENT INSURANCE						
Departmental Operations			507.55	507.55		
BUREAU OF TAXATION						
Departmental Operations		30,000.00	25,145.44	449.95	5,304.51	
Gas Tax Division			187,601.12	187,601.12		
Retail Store License Division			5,029.05	24,100.50	19,071.45	
Games of Skill Division			1,393.19	9,220.52	7,827.33	
Division of Potato Tax				2,000.00		2,000.00
DEPARTMENT OF AGRICULTURE						
Departmental Operations	1,141.90	206,751.00	399,755.67	208,909.84	17,047.07	
Blueberry Inspection Service			1,086.00	1,076.00		*10.00
Sardine Inspection Service	3,382.16		19,497.51	21,465.37		5,350.02
Damage by Dogs, etc.			36,735.10	36,735.10		
Eastern States Exposition— Building Commission	379.87		954.45	930.00		355.42
Survey of Orchards	2,511.23				2,511.23	
COMMISSIONERS OF UNIFORM LEGISLATION						
Expenses		500.00	117.75		382.25	
MAINE STATE PLANNING BOARD						
Salary and Expenses	5,407.47		4,306.64	17.71	1,100.54	18.00
General Office Expense	873.55		408.20	149.11	614.46	
DEPARTMENT OF LABOR AND INDUSTRY						
Departmental Operations		18,000.00	21,835.53	3,873.47	37.94	
Board of Arbitration and Conciliation		200.00	164.68		35.32	
BUREAU OF BUDGET						
Departmental Operations		9,000.00	8,316.49	8.30	691.81	
Budget Committee			1,748.23	1,748.23		

*Indicates Overdraft

THIRD BIENNIAL REPORT OF

	Unexpended Balance from 1935-1936	Appropriation for 1936-1937	Cash Payments and Dr. Journals	Cash Receipts and Cr. Journals	Lapsed to State Con- tingent Fund	Carried to 1938 Appropriation
EXAMINING BOARDS						
Board of Accountancy	\$138.42		\$43.76			\$94.66
Board of Bar Examiners	*235.57		1,118.31	\$1,080.00		*273.88
Board of Chiropractors	34.06		468.21	489.00		54.85
Board of Dental Examiners	234.89		525.21	633.00		342.68
Board of Embalming Examiners	6,500.01		332.15	1,048.50		7,216.36
Board of Registration of Medicine	4,396.24		1,149.62	2,140.00		5,386.62
Board of Registration of Nurses	7,000.97		4,043.82	5,905.13		8,862.28
Board of Optometry	794.80		1,600.03	1,750.29		945.06
Board of Osteopathy	1,306.17		544.70	672.08		1,433.55
Board of Comms. of Pharmacy	1,249.53		1,249.29	911.50		911.74
Board of Veterinary Examiners	528.73		4.55	51.00		575.18
Board of Hairdressers	5,781.71		6,611.68	11,353.99		10,524.02
Board of Podiatry	1,211.69		154.05			1,057.64
Board of Milk Control	330.33		10,674.67	11,203.70		859.36
Board of Professional Engineers	2,668.41		1,947.96	3,381.00		4,101.45
COMMISSIONER OF FINANCE						
Salary and Expenses		4,000.00	4,000.00			
EXECUTIVE DEPARTMENT						
Departmental Operations		40,150.00	54,149.30	13,999.30		
Statue of Hannibal Hamlin	3,400.00					3,400.00
1937 Deficiency Account (Beer Tax)			150,000.00	356,926.08	\$206,926.08	
BUREAU OF ACCOUNTS AND CONTROL						
Departmental Operations		40,000.00	154,539.32	114,747.12		207.80
FORESTRY COMMISSIONER						
Departmental Operations	3,959.85	29,440.00	51,034.51	28,343.65	2,745.39	7,963.60
Maine Forestry District	115,161.00		165,008.07	170,038.07		120,191.00
BUREAU OF PURCHASES						
Departmental Operations		30,376.00	30,397.67	21.67		
Departmental Supplies	2,453.49		20,246.64	20,863.94	947.80	2,122.99
Central Mailing Room	*9,035.34		75,469.81	78,324.24		*6,180.91
Departmental Garage	*2,307.58		47,695.79	58,168.32	8,164.95	
Superintendent of Public Printing			6,875.01	6,875.01		
INDUSTRIAL ACCIDENT COMMISSION						
Departmental Operations		34,000.00	33,236.60	173.48	936.88	
INSURANCE ON STATE PROPERTY						
Expense		40,000.00	46,207.46	24,898.19	14,690.73	4,000.00
INLAND FISH AND GAME COMMISSION						
Departmental Operations	*1,578.37	120,000.00	449,847.52	333,953.22		2,527.33
Bounty on Bears and Expense			6,155.22	6,155.22		
Maintenance of State Museum	5,000.00		341.67			4,658.33
MAINE HIGHWAY SAFETY CAMPAIGN						
Departmental Operations	1,752.46		9,270.51	7,518.05		
INSURANCE COMMISSIONER						
Departmental Operations		14,300.00	15,395.38	2,042.59	947.21	
Exam. of Insurance Agents and Brokers	3,494.00		2,405.92	2,220.00		3,308.08

*Indicates Overdraft

THE DEPARTMENT OF FINANCE

	Unexpended Balance from 1935-1936	Appropriation for 1936-1937	Cash Payments and Dr. Journals	Cash Receipts and Cr. Journals	Lapsed to State Con- tingent Fund	Carried to 1938 Appropriation
BUREAU OF SOCIAL WELFARE						
Departmental Operations		\$870,000.00	\$1,302,262.43	\$410,313.53		*\$21,948.90
Passamaquoddy Tribe of Indians		40,000.00	50,865.22	10,865.22		
Penobscot Tribe of Indians		40,000.00	52,979.24	12,979.24		
LEGISLATIVE DEPARTMENT						
Revisor of Statutes		4,500.00	4,936.33	436.33		
Legislative Expenses		210,000.00	234,085.97	24,085.97		
DIVISION OF CHARITABLE INSTITUTIONS						
Bangor Anti-Tuberculosis Association		3,150.00	3,150.00	.88		
Children's Aid Society	\$107.50	2,520.00	1,438.50			1,189.00
Children's Heart Work Society	53.00	1,800.00	1,853.00			
Eastern Maine Orphan's Home	135.00	1,800.00	1,412.50			522.50
Good Samaritan Home Association		4,725.00	4,725.00			
Healy Asylum	329.50	5,400.00	5,729.50			
Home for Aged Women—Belfast		270.00	270.00			
Home for Aged Women—Rockland		270.00	270.00			
Maine Children's Home Society	488.27	4,500.00	4,323.20			665.07
Maine Institution for the Blind		14,850.00	14,787.50			62.50
Maine Mission for the Deaf		180.00	180.00			
St. Joseph's Orphanage	19.12	4,000.00	4,019.12			
St. Elizabeth's Orphan Asylum	420.00	4,950.00	3,962.00			1,408.00
St. Louis' Home and School for Boys	165.00	2,250.00	2,060.50			354.50
Temp. Home for Women and Children		3,150.00	2,856.57			293.43
York County Children's Aid Society	201.89	1,800.00	2,001.89			
Children's Service Bureau	1,000.00	1,000.00			\$2,000.00	
Opportunity Farm	142.76		142.76			
MAINE DEVELOPMENT COMMISSION						
Departmental Operations	18,513.10	100,000.00	102,979.43	7,223.87		22,757.54
MAINE STATE LIBRARY						
Departmental Operations		42,000.00	43,471.89	2,088.00	616.11	
History of York	333.34		166.66			166.68
MAINE STATE LIQUOR COMMISSION						
Departmental Operations (Beer)	59,625.00		82,368.54	482,442.45	459,698.91	
Beer Licenses—Suspense 1937-1938				69,250.00		69,250.00
Brewery Licenses—Suspense			866.33	10,733.00		9,866.67
Departmental Operations—Liquor			4,331,732.78	5,613,186.43	1,281,453.65	
PUBLIC UTILITIES COMMISSION						
Departmental Operations	170.00	75,000.00	73,794.82	87.43	1,115.61	347.00
Control over Motor Trucking	1,841.46		19,838.34	25,003.49		7,006.61
Warning Signs at Grade Crossings			54.76	54.76		
SOCIAL SECURITY FUND						
Aid to Dependent Children	4,918.40		250,006.26	250,490.38		5,402.52
Child Welfare Service	1,275.61		13,334.78	13,810.67		1,751.50
Public Health	12,445.04		51,860.38	60,716.93		21,301.59
Aid to Crippled Children	10,364.09		20,928.60	26,562.93		15,998.42
Maternal and Child Health	12,021.94		36,776.27	39,089.77		14,335.44
Old Age Assistance	72,643.12		899,351.97	884,112.86		57,404.01
Aid to the Blind	45,195.80		252,652.10	284,001.57		76,545.27
SEA AND SHORE FISHERIES						
Departmental Operations		70,000.00	73,038.96	3,038.96		

*Indicates Overdraft

THIRD BIENNIAL REPORT OF

	Unexpended Balance from 1935-1936	Appropriation for 1936-1937	Cash Payments and Dr. Journals	Cash Receipts and Cr. Journals	Lapsed to State Con- tingent Fund	Carried to 1938 Appropriation
SECRETARY OF STATE						
Departmental Operations	\$8,653.33	\$45,000.00	\$67,547.73	\$30,980.90	\$6,336.50	\$10,750.00
Administration and Collection from Un- registered and Improperly Registered Motor Vehicles			22,206.14	22,206.14		
Aircraft Licenses			15.55	482.00	466.45	
Circus Licenses				3,500.00	3,500.00	
Maintenance of Motor Vehicle Division			125,024.44	125,024.44		
DEPARTMENT OF AUDIT						
Departmental Operations		18,000.00	23,187.18	5,329.38	142.20	
Uniform Accounting	954.24			1,139.64		2,093.88
Restoring Early Records York County ..	166.39					166.39
DEPARTMENT OF EDUCATION						
Departmental Operations	10,373.07	2,407,299.16	2,636,719.65	219,817.99		770.57
Federal Vocational Education Rehabilita- tion			11,070.39	11,972.28		901.89
Federal Vocational Rehabilitation— Smith-Hughes Act	35,113.32		43,937.78	42,110.81		33,286.35
Maine Teachers' Retirement Association Federal Vocational Rehabilitation— George-Bilzey Act	17,572.42		10,432.82	13,693.03		20,832.63
Teachers' Payrolls from State Sch. Fund ..			36.00	36.00		
Teachers' Payrolls—Town of Connor			320.00	320.00		
STATE RACING COMMISSION						
Salary and Expense			18,557.97	45,518.70	26,960.73	
Unpaid and Unclaimed Pari-Mutuel Tickets	43.30		2,718.70	2,675.40		
DEPARTMENT OF HEALTH						
Departmental Operations		140,000.00	144,884.88	20,120.39	14,035.51	1,200.00
License Fees, Eating, Lodging Houses, Etc.	6,819.15		30,944.47	39,129.17	3,003.85	12,000.00
Control over Plumbing	2,000.00		7,793.91	10,020.63		4,226.72
Regulation of Cosmetics	1,020.13		1,183.03	4,290.03	1,000.00	3,127.13
Sale of Prophylactic Rubber Goods	885.04		265.11	1,143.00	762.93	1,000.00
BUREAU OF INSTITUTIONAL SERVICE						
Departmental Operations	8,136.23	30,000.00	13,309.20	84.00	19,911.03	5,000.00
Specifications on New Construction	1,135.55		355.00			780.55
Institutional Construction	*177,065.41		1,185,478.39	1,543,049.22		180,505.42
Emergency Tuberculosis Fund			52,950.43	52,950.43		
UNEMPLOYMENT COMPENSATION FUND						
Departmental Operations			59,354.08	117,475.86	25,000.00	33,121.78
DEPARTMENT OF HEALTH AND WELFARE						
Departmental Operations		1,012,540.00	1,854,480.88	842,953.70		1,012.82
Emergency Aid			385,267.39	385,267.39		
W.P.A. Commodity Distribution			43,423.84	52,253.53		8,829.69
Paupers Deficiency Account			13,338.68	13,632.68		294.00
STATE PARK COMMISSION (Not State House Park)						
Expenses and Salaries		1,500.00	1,229.56		270.44	

*Indicates Overdraft

THE DEPARTMENT OF FINANCE

	Unexpended Balance from 1935-36	Appropriation for 1936-1937	Cash Payments and Dr. Journals	Cash Receipts and Cr. Journals	Lapsed to State Con- tingent Fund	Carried to 1938 Appropriation
STATE PARK COMMISSION (State House Park)						
Expenses and Salaries		\$1,500.00	\$2,198.03	\$698.03		
SUPERINTEND. OF PUBLIC BUILDINGS						
Departmental Operations		68,500.00	91,884.52	23,384.52		
SUPREME, JUDICIAL AND SUPERIOR COURTS						
Departmental Operations		181,000.00	175,789.66	.85	5,211.19	
TREASURY DEPARTMENT						
Departmental Operations		22,000.00	23,074.64	1,074.64		
Accrued Interest—Highway Loan Bonds			955,637.50	955,637.50		
Reserve to Retire Highway Loan Bonds			1,398,000.00	1,398,000.00		
Accrued Interest—Kennebec Bridge Loan Bonds			109,080.00	109,080.00		
Reserve to Retire Kennebec Bridge Loan Bonds			339,000.00	339,000.00		
Payment of Principal—Kennebec Bridge Loan Bonds			10,569.90	10,569.90		
Accrued Interest—Waldo-Hancock Bridge Bonds			36,100.00	36,100.00		
Accrued Interest—State Pier Loan Bonds	7,960.00	29,900.00	26,040.00			11,820.00
Reserve to Retire State Pier Loan Bonds	40,000.00	115,000.00	82,000.00			73,000.00
Accrued Interest—War Loan Bonds	588.00	16,560.00	16,880.00			268.00
Reserve to Retire War Loan Bonds			385,500.00	407,583.13		22,083.13
Sinking Fund to Retire War Loan Bonds	300,000.00	100,000.00	400,000.00			
Accrued Interest—New Construction Bonds	15,540.00	30,000.00	24,020.00			21,520.00
Interest on Trust Funds			12,437.70	14,629.81	2,192.11	
Railroad and Telegraph Tax	32,611.63	140,000.00	106,737.24		65,874.39	
Abatements and Corrections of Errors in Tax Act	2,117.34		7,410.57	6,431.73	1,138.50	
UNIVERSITY OF MAINE						
State Support		552,944.16	552,944.16			
AUGUSTA STATE HOSPITAL						
Institution Operations	2,500.00	400,750.00	407,790.62	24,751.65		20,211.03
Heating Plant			44,966.02	44,966.02		
Patients' Building			287,618.64	287,618.64		
BANGOR STATE HOSPITAL						
Institution Operations		328,383.00	329,228.90	845.90		
Remodeling Heating Plant			3,234.66	3,234.66		
Female Dormitory Wing			274,195.42	274,195.42		
Nurses' Home			123,354.85	123,354.85		
CENTRAL MAINE SANATORIUM						
Institution Operations		185,000.00	176,699.88	976.56	4,076.68	5,200.00
MAINE SCHOOL FOR THE DEAF						
Institution Operations		54,315.00	45,188.95	48.25	9,170.05	4.25

THIRD BIENNIAL REPORT OF

	Unexpended Balance from 1935-1936	Appropriation for 1936-1937	Cash Payments and Dr. Journals	Cash Receipts and Cr. Journals	Lapsed to State Con- tingent Fund	Carried to 1938 Appropriation
MAINE STATE PRISON						
Institution Operations	*\$24,911.38	\$135,000.00	\$224,677.24	\$92,891.57		*\$21,697.05
Equipment for Manufacturing License Plates			4,591.88	4,591.88		
Manufacturing of License Plates			22,890.31	22,890.31		
Addition to Cell Block			197.90	197.90		
NORTHERN MAINE SANATORIUM						
Institution Operations		112,000.00	104,916.99	55.57	2,000.00	5,138.58
Remodeling Heating Plant			527.92	527.92		
POWNAL STATE SCHOOL						
Institution Operations		280,000.00	279,131.90	25,890.86	26,738.17	20.79
Heating Plant Addition			2,614.30	2,614.30		
Addition to Laundry			45,144.97	45,144.97		
Female Dormitory			92,454.13	92,454.13		
Male Dormitory			92,464.80	92,464.80		
Officer's Cottages			1,200.00	1,200.00		
Addition to Nurses' Home Cottages			57,939.87	57,939.87		
STATE MILITARY & NAVAL CHILDREN'S HOME						
Institution Operations		27,000.00	25,709.42	76.45	1,333.99	33.04
STATE REFORMATORY FOR MEN						
Institution Operations		57,000.00	55,622.85	2,336.87	3,714.02	
STATE REFORMATORY FOR WOMEN						
Institution Operations		57,000.00	53,040.05	197.62	4,031.06	126.51
Maternity Hospital			112,934.62	112,934.62		
STATE SCHOOL FOR BOYS						
Institution Operations		72,000.00	72,911.53	1,899.46	987.93	
Remodeling Heating Plant			654.80	654.80		
STATE SCHOOL FOR GIRLS						
Institution Operations	2,912.66	78,000.00	79,247.65	115.66		1,780.67
Infirmiry Building			107,280.42	107,280.42		
Heating Plant Alterations			1,411.86	1,411.86		
WESTERN MAINE SANATORIUM						
Institution Operations		139,000.00	131,685.17	532.48	2,000.00	5,847.31
STATE POLICE DEPARTMENT						
Departmental Operations			256,347.44	259,347.44		**3,000.00
Official Badge Fund	172.50					172.50
MISCELLANEOUS						
Expenses of Commission to Construct Androscoggin Lake Dam	*4,178.68			396.67		*3,782.01
Provide Educational Opportunity Chil- dren of Soldiers, Sailors, Etc.	750.00				750.00	
Three Quarter Century Club			110.00	360.00		250.00
Knox Arboretum	495.94		1,183.59	1,208.53		520.88
Richard C. French	300.00					300.00

*Indicates Overdraft

** " Highway Safety Campaign

THE DEPARTMENT OF FINANCE

	Unexpended Balance from 1935-1936	Appropriation for 1936-1937	Cash Payments and Dr. Journals	Cash Receipts and Cr. Journals	Lapsed to State Con- tingent Fund	Carried to 1938 Appropriation
MISCELLANEOUS—Concluded						
Ethel M. Parker	\$2,100.00		\$644.00	\$100.00		\$1,556.00
Suspension Bridge—Penobscot River	118.19		146.32	54.63	26.50	
Reward—Mary Froulx Case			2,500.00	2,500.00		
Philip Tyghe American Legion Drum Corps			1,200.00	1,200.00		
James W. Williams Auxiliary Post			1,000.00	1,000.00		
Ralph D. Caldwell Post			300.00	300.00		
G.A.R. Expense Drum Corps to Wash- ington, D. C.			1,000.00	1,000.00		
Baxters State Park Commission			301.65	400.00		98.35
Daniel Mahar			300.00	300.00		
F. Harold Dubord			100.00	100.00		
Paul L. Powers			50.00	50.00		
Alexander Bower			84.69	84.69		
American Legion Convention at New York, 1937				2,000.00		2,000.00
James Fitzgerald Post			200.00	200.00		
STATE HIGHWAY DEPARTMENT						
General Highway Fund	3,509,207.23		9,256,897.67	9,998,925.26		4,251,234.82
Non-Resident Excise Tax and Motor Vehicle Inspection			46,553.46	46,553.46		
Administration of Highway Commission			153,213.79	153,213.79		
Outdoor Advertising	*2,615.53		12,370.14	13,785.90		*1,199.77
Improvement of State Roads	122,457.42		2,553,123.29	2,594,542.19		163,876.32
Civil Works Administration (Supplies Account)	625.02		7,683.46	7,976.56		918.12
Waldo-Hancock Bridge—Operation	123,791.05		47,709.10	93,356.60		169,438.55
Maintenance of Bridges			228,663.10	228,663.10		
Maintenance of State and State Aid Highways			3,001,941.15	3,001,941.15		
Maintenance of Unimproved Roads			60.24			*60.24
Third Class Roads	23,084.63		1,386,960.94	1,406,504.53		42,628.22
Carlton Bridge	248,406.07		251,472.84	193,339.07		190,272.30
Compensation for Injuries Received	19,549.31		60,739.81	38,375.74		*2,814.76
Comp. for Injuries—C. A. Worthylake	441.37			400.00		841.37
Motor Transport and Equipment	51,146.40		697,004.91	602,013.83		*43,844.68
Removal of Snow from Highways			1,615,481.79	1,615,481.79		
General Highway Federal Allotment			252,371.77	700,129.89		447,758.12
Maine and New Hampshire Boundary Line			527.35			*527.35
Bridge Loan Fund	*89,798.06		1,147,356.59	1,239,596.01		2,441.36
Maine Kennebec Bridge	*8,095.58		3,522.70	1,431.19		*10,187.09
Highway Loan Fund	*519,014.83		1,647,619.82	1,765,070.38		*401,564.27
Special Resolves	*41,722.72	150,000.00	203,302.02	106,647.62		11,622.88
PUBLIC WORKS ADMINISTRATION						
Construction of Bridges	64,795.06		217,843.20	78,758.93		*74,289.21
WORKS PROGRAM ***						
Works Program Trust Fund	615,696.77		28,000.00	2,932,261.87		3,519,958.64
W. P. H.	*46,413.85		112,268.20			*158,682.05
W. P. S. S.	*122,420.86		124,328.52	356.54		*246,392.84
W. P. S. O.	*263,963.68		457,434.61	881.59		*720,516.70
W. P. M. H.	*48,782.23		73,940.23	60.01		*122,662.45
W. P. M. S.	*84,588.13		212,181.40	190.99		*296,578.54
W. P. G. H.	*138,336.93		358,791.49	508.55		*496,619.87
W. P. G. M.	*1,121.71		167,786.46	10.85		*168,897.32
W. P. G. S.	*20,933.01		254,361.31			*275,294.32
W. P. F. R.			993,729.93			*993,729.93
AUTO FEES REFUND—SUSPENSE	74.54			16.24		90.78

* Indicates Overdraft

*** See Page 73 for names of accounts

	Unexpended Balance from 1935-1936	Appropriation for 1936-1937	Cash Payments and Dr. Journals	Cash Receipts and Cr. Journals	Lapsed to State Con- tingent Fund	Carried to 1938 Appropriation
CHECK CLEARING ACCOUNT	*\$18.00		\$2,241.96	\$3,837.46		\$1,577.50
NATIONAL RECOVERY ACT						
National Industrial Recovery—Trust						
Account	5,465,354.38		70,000.00	168,624.39		5,563,978.77
Highway, 1934	*1,615,025.69		21,985.20			*1,636,960.89
Municipal	*968,688.72		157.92			*968,846.64
Secondary, 1934	*903,230.07		75.50			*903,305.57
Highway, 1935	*782,970.90		786.27	70.70		*783,686.47
Municipal, 1935	*448,570.40		18,175.82			*466,746.22
Secondary, 1935	*409,318.83		64,219.81	31,906.78		*531,631.86
STATE SCHOOL FUND						
Refund, 1932	6,157.80		6,157.80			
Refund, 1933	13,329.15		3,645.06			9,684.09
Refund, 1934	120,157.15		84,920.34			35,236.81
Refund, 1935	212,457.14		197,683.31			14,773.83
Refund, 1936	1,325,159.11		1,127,864.72			197,294.39
RAILROAD AND TELEGRAPH TAX						
Refund, 1932	228.11		228.11			
Refund, 1933	225.39		2.10			223.29
Refund, 1934	8,212.16		7,555.77			656.39
Refund, 1935	39,570.36		36,719.02			2,851.34
Refund, 1936	106,737.24		98,025.68			8,711.56
DOG LICENSES TO BE REFUNDED						
Refund, 1933	17.56		17.56			
Refund, 1934	609.94		532.61			77.33
Refund, 1935	3,240.75		2,373.55			867.20
Refund, 1936	17,947.94		16,378.37			1,569.57
	\$6,210,194.36	\$9,337,073.32	\$52,823,511.09	\$45,853,328.81	\$2,279,231.48	\$6,297,853.92

*Indicates Overdraft

THE DEPARTMENT OF FINANCE

13

STATEMENT OF APPROPRIATIONS JULY 1, 1937 TO JUNE 30, 1938

	Unexpended Balance from 1936-1937	Appropriation for 1937-1938	Cash Payments and Dr. Journals	Cash Receipts and Cr. Journals	Lapsed to State Con- tingent Fund	Carried to 1939 Appropriation
ADJUTANT GENERAL'S DEPARTMENT						
Departmental Operations	\$1,980.88	\$130,000.00	\$139,684.68 ‡4,000.00	\$13,273.32		\$1,569.52
G.A.R. Department of Maine		3,000.00	3,280.92	280.92		
Augusta Airport Hangar			1,088.69	1,088.69		
Augusta Airport	619.94	13,000.00	18,640.79	6,065.66		1,044.81
National Guard—Auburn Strike	2,752.72		2,752.72			
State Armories		25,000.00	34,070.90	9,070.90		
Soldiers Bonus Fund	700.00	300.00	300.00		\$700.00	
ATTORNEY GENERAL'S DEPARTMENT						
Departmental Operations		27,000.00	26,600.71 ‡1,500.00	1,100.71		
Inheritance Tax Division			6,049.83	6,049.83		
County Attorneys		23,450.00	23,449.56		.44	
BANK COMMISSIONERS DEPARTMENT						
Departmental Operations		45,000.00	47,218.70 ‡5,500.00	7,718.70		
Expense of Organizing Trust Companies	5,482.63					5,482.63
Loan Agency Inspections	1,739.44		2,660.57 ‡500.00	3,581.80	500.00	1,660.67
Registration of Dealers in Securities	4,979.42		5,783.68 ‡6,000.00	10,655.05	1,000.00	2,850.79
BUREAU OF TAXATION						
Departmental Operations		41,500.00	37,851.67 ‡4,000.00	3,642.68	2,291.01	1,000.00
Gas Tax Division			232,348.72	232,348.72		
Retail Store License Division62	1.62	1.00	
Studying Survey for Equalization			1,762.23	2,100.00		337.77
Potato Tax Division	2,000.00		109,953.66	116,530.20	2,000.00	6,576.54
DEPARTMENT OF AGRICULTURE						
Departmental Operations		232,051.00	388,089.05 ‡15,000.00	179,745.09	8,707.04	
Blueberry Inspection Service	*10.00		1,712.51	1,712.00		*10.51
Sardine Inspection Service	5,350.02		14,200.69	17,298.42		8,447.75
Damage by Dogs, etc.			30,496.32	30,496.32		
Eastern States Exposition—Building Commission	355.42		729.82	550.00		175.60
Gypsy Moth Extermination			10,295.81	10,295.81		
MAINE STATE PLANNING BOARD						
Salary and Expenses	18.00		18.42	.42		
COMMISSIONERS OF UNIFORM LEGIS- LATION						
Expenses		500.00	‡300.00		200.00	
DEPARTMENT OF LABOR AND INDUSTRY						
Departmental Operations		18,000.00	21,319.22 ‡1,000.00	4,319.22		
Board of Conciliation and Arbitration		200.00	180.00		20.00	
BUREAU OF BUDGET						
Departmental Operations		7,500.00	6,920.78 ‡600.00	132.80	112.02	
Personnel Board		5,000.00	3,467.50	648.00	2,180.50	

*Indicates Overdraft
‡Indicates Economy Deductions

	Unexpended Balance from 1936-1937	Appropriation for 1937-1938	Cash Payments and Dr. Journals	Cash Receipts and Cr. Journals	Lapsed to State Con- tingent Fund	Carried to 1939 Appropriation
EXAMINING BOARDS						
Board of Accountancy	\$94.66		\$117.66	\$160.00		\$137.00
Board of Bar Examiners	*273.88		948.43	1,282.80		60.49
Board of Chiropractic	54.85		60.98	199.00		192.87
Board of Dental Examiners	342.68		511.25	655.50		486.93
Board of Embalming	7,216.36		779.57	1,173.00		7,609.79
Board of Registration of Medicine	5,386.62		1,329.36	2,265.00		6,322.26
Board of Registration of Nurses	8,862.28		4,122.08	6,250.50		10,990.70
Board of Optometry	945.06		896.00	974.00		1,023.06
Board of Osteopathy	1,433.55		586.36	725.00		1,572.19
Board of Pharmacy	911.74		1,532.38	904.00		283.36
Board of Veterinary Examiners	575.18		16.55			558.63
Board of Hairdressers	10,524.02		9,243.55	24,644.16		25,924.63
Board of Podiatry	1,057.64		99.47	435.00		1,393.17
Board of Milk Control	859.36		9,398.67	10,265.20		1,725.89
Board of Professional Engineers	4,101.45		1,404.57	2,022.80		4,719.68
Board of Plumbing			3,676.28	13,562.23		9,885.95
COMMISSIONER OF FINANCE						
Salary and Expenses		4,000.00	4,000.00			
EXECUTIVE DEPARTMENT						
Departmental Operations		42,500.00	29,616.74	46.75	\$10,930.01	
Statue of Hannibal Hamlin	3,400.00		‡2,000.00			3,400.00
1937 Deficiency Account (Beer Tax)			18,583.70	861,760.47	843,176.77	
BUREAU OF ACCOUNTS AND CONTROL						
Departmental Operations	207.80	40,000.00	167,165.49	161,924.07		30,966.38
			‡4,000.00			
FORESTRY COMMISSIONER						
Departmental Operations	7,963.60	30,835.00	45,138.73	16,450.99	954.42	6,656.44
Maine Forestry District	120,191.00		‡2,500.00			
European Spruce Sawfly			145,033.78	163,979.43		139,136.65
			3,060.59	10,026.10		6,965.51
BUREAU OF PURCHASES						
Departmental Operations		27,500.00	22,821.22	1,375.81	5,054.59	
			‡1,000.00			
Departmental Supplies	2,122.99		34,922.56	35,991.33	2,971.74	220.02
Central Mailing Room	*6,180.91		82,562.20	79,440.70		*9,302.41
Departmental Garage			48,889.84	65,623.07	16,733.23	
Superintendent of Public Printing			8,559.66	8,559.66		
INDUSTRIAL ACCIDENT COMMISSION						
Departmental Operations		34,000.00	34,233.44	1,233.44		
			‡1,000.00			
INSURANCE OF STATE PROPERTY						
Expenses	4,000.00	40,000.00	69,521.35	44,951.60	1,430.25	3,000.00
			‡15,000.00			
INLAND FISH AND GAME COMMISSION						
Departmental Operations	2,527.33	120,000.00	514,699.39	396,672.06		
			‡4,500.00			
Bounty on Porcupines		7,000.00	7,014.05	14.05		
Bounty on Bears and Expenses			3,420.76	3,420.76		
Maintenance of State Museum	4,658.33		1,537.98	231.60		3,351.95

*Indicates Overdraft

‡Indicates Economy Deductions

THE DEPARTMENT OF FINANCE

	Unexpended Balance from 1936-1937	Appropriation for 1937-1938	Cash Payments and Dr. Journals	Cash Receipts and Cr. Journals	Lapsed to State Con- tingent Fund	Carried to 1939 Appropriation
INSURANCE COMMISSIONER						
Departmental Operations		\$16,300.00	\$20,492.79 ‡2,000.00	\$6,192.79		
Examination of Insurance Agents and Brokers	3,308.08		4,947.10	2,420.00	780.98	
BUREAU OF SOCIAL WELFARE						
Departmental Operations	*21,948.90	907,500.00	1,347,924.78 ‡20,000.00	482,373.68		
Passamaquoddy Tribe of Indians		48,641.00	49,357.82	716.82		
Penobscot Tribe of Indians		48,663.00	50,899.72	2,236.72		
LEGISLATIVE DEPARTMENT						
Revisor of Statutes		4,500.00	4,584.86	84.86		
Legislation Expenses			16,962.64	16,962.64		
Recess Committee		900.00	278.81			621.19
DIVISION OF CHARITABLE INSTITUTIONS						
Bangor Anti-Tuberculosis Association		3,150.00	3,150.00			
Children's Aid Society	1,189.00	2,520.00	818.50	140.50	2,864.00	167.00
Children's Heart Work Society		1,800.00	1,634.50		45.50	120.00
Eastern Maine Orphans Home	522.50	1,800.00	1,172.50		1,045.00	105.00
Good Samaritan Home Association		5,250.00	5,481.94	231.94		
Healy Asylum		5,400.00	5,008.00			392.00
Home for Aged Women—Belfast		270.00	270.00			270.00
Home for Aged Women—Rockland		270.00	521.88	251.88		
Maine Children's Home Society	665.07	4,500.00	2,797.00		2,031.49	336.58
Maine Institution for the Blind	62.50	14,850.00	14,912.50			
Maine Mission for the Deaf		180.00	180.00			
St. Joseph's Orphanage		4,000.00	4,180.00	180.00		
St. Elizabeth's Orphan Asylum	1,408.00	4,950.00	2,480.50		3,667.50	210.00
St. Louis Home and School for Boys	354.50	2,250.00	2,048.50		376.00	180.00
Temporary Home for Women and Chil- dren	293.43	3,150.00	3,443.43			
York County Children's Aid Society		1,800.00	1,300.76			499.24
Opportunity Farm		1,000.00	837.05			162.95
MAINE DEVELOPMENT COMMISSION						
Departmental Operations	22,757.54	200,000.00	184,669.92 ‡7,000.00	21,936.68		53,024.30
MAINE STATE LIBRARY						
Departmental Operations		41,000.00	37,914.62 ‡1,500.00	1,720.56	3,305.94	
Ancient and Vital Statistics		1,000.00	1,000.00			
History of York	166.68					166.68
MAINE STATE LIQUOR COMMISSION						
Departmental Operations (Beer)			91,770.36	720,347.63	628,577.27	
Beer Licenses—Suspense 1937-1938	69,250.00		81,880.00	13,110.00		480.00
Brewery Licenses—Suspense	9,866.67		833.04	100.00		9,133.63
Departmental Operations (Liquor)			4,118,504.96	5,942,349.03	1,823,844.07	
PUBLIC UTILITIES COMMISSION						
Departmental Operations	347.00	81,000.00	77,954.65 ‡3,000.00	275.32	667.67	
Control over Motor Trucking	7,006.61	3,500.00	16,712.94	18,403.12		12,196.79
Warning Signs at Grade Crossings			788.01	788.01		
Androscoggin Lake Dam		100.00	100.00			

*Indicates Overdraft

‡Indicates Economy Deductions

THIRD BIENNIAL REPORT OF

	Unexpended Balance from 1936-1937	Appropriation for 1937-1938	Cash Payments and Dr. Journals	Cash Receipts and Cr. Journals	Lapsed to State Con- tingent Fund	Carried to 1939 Appropriation
SOCIAL SECURITY FUND						
Aid to Dependent Children	\$5,402.52		\$190,923.75	\$185,395.23		*\$126.00
Child Welfare Service	1,751.50		15,726.80	18,121.20		4,145.90
Public Health	21,301.59		90,276.95	83,835.98		14,860.62
Aid to Crippled Children	15,998.42		26,678.59	32,616.05		21,935.88
Maternal and Child Health	14,335.44		41,218.10	55,582.98		28,700.32
Old Age Assistance	57,404.01		1,070,478.85	1,113,481.62	80,778.02	19,628.76
Aid to the Blind	76,545.27		341,800.30	314,219.61		48,964.58
SEA AND SHORE FISHERIES						
Departmental Operations		75,000.00	75,579.57	11,526.36		8,446.79
Lobster Rearing Station		20,000.00	12,500.00			18,940.92
Bounty on Seals		1,000.00	190.00	1.00		811.00
SECRETARY OF STATE'S DEPARTMENT						
Departmental Operations	10,750.00	41,000.00	50,272.01 [†]	32,030.01	27,508.00	
Administration and Collection from Un- registered and Improperly Registered Motor Vehicles			27,834.53	27,834.53		
Aircraft Licenses			53.65	718.00	664.35	
Circus Licenses			500.00	2,000.00	1,500.00	
Maintenance of Motor Vehicle Depart- ment			141,945.18	141,945.18		
DEPARTMENT OF AUDIT						
Departmental Operations		27,000.00	33,079.80	11,911.93	3,832.13	
Uniform Accounting	2,093.88		12,000.00			
Restoring Early Records York County	166.39	900.00	499.00	278.83		2,372.71
STATE COMMISSIONER OF EDUCATION						
Departmental Operations	770.57	618,700.00	2,695,860.60	322,780.05		14,248.96
Interest on Land Reserved State School Fund		32,500.00	12,500.00			
Federal Vocational Rehabilitation— Education	901.89	1,737,858.94	12,313.93	11,992.19		580.15
Federal Vocational Education—Smith- Hughes Act	33,286.35		58,113.71	46,429.54		21,602.18
Federal Vocational Education—George- Deen Act			50,711.29	63,504.59		12,793.30
Maine Teachers Retirement Association Federal Vocational Education—George- Ellzey Act	20,832.63		135,616.13	135,616.13		
STATE RACING COMMISSION						
Salary and Expenses			9,735.87	44,746.46	32,510.59	
Unpaid and Unclaimed Pari-Mutuel Tickets			12,500.00	1,721.00		656.75
DEPARTMENT OF PUBLIC HEALTH						
Departmental Operations	1,200.00	140,000.00	139,684.17	11,852.61	1,323.44	1,045.00
License Fees—Eating, Lodging Houses, Camps, etc.	12,000.00		11,000.00	48,428.67	3,000.00	21,764.23
Control over Plumbing	4,226.72		3,500.00	11,746.73	1,000.00	4,793.63
Regulation of Cosmetics	3,127.13		9,679.82	4,205.98		6,388.45
Sale of Prophylactic Rubber Goods	1,000.00		150.00	887.50	500.00	1,122.75

*Indicates Overdraft

†Indicates Economy Deductions

THE DEPARTMENT OF FINANCE

	Unexpended Balance from 1936-1937	Appropriation for 1937-1938	Cash Payments and Dr. Journals	Cash Receipts and Cr. Journals	Lapsed to State Con- tingent Fund	Carried to 1939 Appropriation
BUREAU OF INSTITUTIONAL SERVICE						
Departmental Operations	\$5,000.00	\$35,000.00	\$27,241.15 12,500.00	\$131.08	\$10,389.93	
Specifications on New Construction	780.55				780.55	
Institutional Construction	180,505.42		190,824.92	28,405.46		\$18,085.96
Emergency Tuberculosis Fund			53,651.38 †12,500.00	66,151.38		
REAL ESTATE COMMISSION						
Departmental Operations			3,612.30	5,974.00		2,361.70
UNEMPLOYMENT COMPENSATION FUND						
Departmental Operations	33,121.78		317,384.12	320,822.63		36,560.29
Employment Service		20,000.00	181,463.31	195,754.95		34,291.64
Benefit Fund			2,588,267.48	2,700,896.14		112,628.66
DEPARTMENT OF HEALTH AND WELFARE						
Departmental Operations	1,012.82	1,233,788.00	1,408,312.21 ‡200,000.00	373,511.39		
Emergency Aid		250,000.00	250,108.21	108.21		
W.P.A. Commodity Distribution	8,829.69	25,000.00	56,835.95	23,006.26		
Pauper Deficiency Account	294.00		306.00	12.00		
STATE PARK COMMISSION (Not State House Park)						
Salary and Expenses		1,500.00	865.62 ‡200.00	82.81		517.19
STATE PARK COMMISSION						
Maintenance of State Parks		7,500.00			7,500.00	
SUPERINTENDENT OF PUBLIC BUILDINGS						
Departmental Operations		93,000.00	81,354.61 14,000.00	4,608.07	7,253.46	5,000.00
Additional Parking Space		3,500.00	3,519.74	19.75	.01	
SUPREME, JUDICIAL AND SUPERIOR COURTS						
Departmental Operations		182,000.00	170,125.68 13,000.00		8,874.32	
TREASURY DEPARTMENT						
Departmental Operations		24,000.00	24,829.81 11,000.00	1,829.81		
Highway Loan Bonds—Accrued Interest			926,890.00	926,890.00		
Highway Loan Bonds—Reserve to Re- tire			1,523,000.00	1,523,000.00		
Kennebec Bridge Loan Bonds—Accrued Interest			91,360.00	103,000.00		11,640.00
Kennebec Bridge Loan Bonds—Reserve to Retire			219,000.00	219,000.00		
Kennebec Bridge Loan Bonds—Pay- ment of Principal			5,284.95	10,569.90		5,284.95
Waldo-Hancock Bridge Loan Bonds— Accrued Interest			36,040.00	36,040.00		
State Pier Loan Bonds—Accrued Interest	11,820.00	23,000.00	23,560.00			11,260.00
State Pier Loan Bonds—Reserve to Re- tire	73,000.00	115,000.00	120,000.00			68,000.00

*Indicates Overdraft

†Indicates Economy Deductions

THIRD BIENNIAL REPORT OF

	Uncexpended Balance from 1936-37	Appropriation for 1937-1938	Cash Payments and Dr. Journals	Cash Receipts and Cr. Journals	Lapsed to State Con- tingent Fund	Carried to 1939 Appropriation
TREASURY DEPARTMENT—Concluded						
War Loan Bonds—Accrued Interest	\$268.00		\$210.00			\$58.00
War Loan Bonds—Reserve to Retire	22,083.13		27,000.00	\$6,416.87		1,500.00
Maine Improvement Bonds—Reserve to Retire		\$100,000.00	100,000.00			
Maine Improvement Bonds—Accrued Interest	21,520.00	39,000.00	39,020.00			21,500.00
Interest on Trust Funds			16,830.00	16,830.00		
Railroad and Telegraph Tax		135,000.00	105,212.03		\$4,787.97	
			125,000.00			
Abatements and Corrections of Errors in Tax Act			5,426.67	5,426.67		
UNIVERSITY OF MAINE						
State Support		661,209.00	656,209.00			
			‡5,000.00			
State Geologist		1,000.00	1,011.98	11.98		
AUGUSTA STATE HOSPITAL						
Institutional Operations	20,211.03	440,000.00	416,571.83	2,668.71	20,466.14	14,841.77
			‡11,000.00			
Patients Building			64,158.95	64,158.95		
Garage and Storage Building			11,460.99	11,460.99		
BANGOR STATE HOSPITAL						
Institutional Operations		354,155.00	341,152.59	1,217.36	2,865.77	2,500.00
			‡8,854.00			
Female Dormitory Wing			40,520.99	40,520.99		
Nurses Home			834.04	834.04		
CENTRAL MAINE SANATORIUM						
Institutional Operations	5,200.00	178,000.00	183,073.16	4,323.16		
			‡4,450.00			
Employees Dormitory			47,477.31	47,477.31		
MAINE SCHOOL FOR THE DEAF						
Institutional Operations	4.25	53,000.00	51,056.12	2,802.80	2,570.93	855.00
			‡1,325.00			
MAINE STATE PRISON						
Institutional Operations	*21,697.05	135,000.00	218,927.62	94,997.81		*10,626.86
Equipment for Manufacturing License Plates			5,850.95			*5,850.95
Manufacturing of License Plates			28,406.66	28,406.66		
Addition to Cell Block			5,194.42	5,194.42		
NORTHERN MAINE SANATORIUM						
Institutional Operations	5,138.58	112,000.00	106,311.27	252.78	6,280.09	2,000.00
			‡2,800.00			
POWNAL STATE SCHOOL						
Institutional Operations	20.79	365,000.00	326,291.99	1,977.26	22,581.06	9,000.00
			‡9,125.00			
Addition to Laundry			12,547.03	12,547.03		
Female Dormitory			229.98	229.98		
Male Dormitory			229.98	229.98		
Addition to Nurses' Home Cottages			18,502.38	18,502.38		

*Indicates Overdraft

‡Indicates Economy Deductions

THE DEPARTMENT OF FINANCE

	Unexpended Balance from 1936-1937	Appropriation for 1937-1938	Cash Payments and Dr. Journals	Cash Receipts and Cr. Journals	Lapsed to State Con- tingent Fund	Carried to 1939 Appropriation
STATE MILITARY AND NAVAL CHILDREN'S HOME						
Institutional Operations	\$33.04	\$27,000.00	\$25,937.87 †675.00		\$420.17	
STATE REFORMATORY FOR MEN						
Institutional Operations		57,000.00	56,220.71 †1,425.00	645.71		
STATE REFORMATORY FOR WOMEN						
Institutional Operations	126.51	62,000.00	59,865.66 †1,550.00	239.36	950.21	
Maternity Hospital			32,774.62	32,774.62		
New Heating Plant and Laundry			110.00	110.00		
STATE SCHOOL FOR BOYS						
Institutional Operations		74,000.00	72,834.95 †1,850.00	1,761.17	1,076.22	
STATE SCHOOL FOR GIRLS						
Institutional Operations	1,780.67	85,000.00	76,618.69 †2,125.00	23.59	4,310.57	3,750.00
Infirmary Building			19,218.59	19,218.59		
WESTERN MAINE SANATORIUM						
Institutional Operations	5,847.31	144,000.00	142,657.97 †3,600.00	564.09	3,457.84	695.59
STATE POLICE DEPARTMENT						
Departmental Operations	3,000.00		290,384.99	287,384.99		
Official Badge Fund	172.50					172.50
MISCELLANEOUS ITEMS						
Androscoggin Lake Dam	*3,782.01					*3,782.01
Marking Graves—Revolutionary War Veterans		150.00	300.00 28.00		520.88	*150.00
Knox Arboretum	520.88		28.00	28.00		
Three Quarter Century Club	250.00		450.00	200.00		
Richard C. French	300.00		98.01			201.99
Echel M. Parker	1,556.00				1,556.00	
Herman A. Ward			500.00	500.00		
Baxter State Park Commission	98.35	500.00	190.00	1,500.00		1,908.35
American Legion Convention—N. Y.	2,000.00		2,500.00	500.00		
Louis F. Parlin		300.00			300.00	
Bunters on Austin Stream		5,000.00	92,435.54	87,435.54		
Knox Memorial Association, Inc.		1,000.00	998.00			2.00
Harry C. Austin and Company		85.00	85.00			
Town of Benton		100.00	100.00			
Town of Stonington		478.32	478.32			
John Ruggles		780.75	780.75			
Enos G. Lambert		3,000.00	3,000.00			
Charles B. Taylor		5,000.00	5,000.00			
Victor Kahill		300.00	300.00			
Town of Rome		100.00	100.00			
George A. Johnson		3,600.00	336.77			3,263.23
Various Claims		87,435.54	87,435.54	25.00	25.00	
Governor's Conference—Atlantic City			200.00	200.00		
Committee on Federal Investigation			436.80	436.80		

*Indicates Overdraft

†Indicates Economy Deductions

	Unexpended Balance from 1936-1937	Appropriation for 1937-1938	Cash Payments and Dr. Journals	Cash Receipts and Cr. Journals	Lapsed to State Con- tingent Fund	Carried to 1939 Appropriation
MISCELLANEOUS ITEMS—Concluded						
New England Governors Freight Rate Committee			\$3,500.00	\$3,500.00		
Howard L. LeRoy			100.00	100.00		
E. E. Chase			1,000.00	1,000.00		
Drowning in Grand Lake—Washington County			211.05	211.05		
University of Maine Extension Service			2,000.00	2,000.00		
Willard M. Cummings			391.50	391.50		
Sons of American Revolution			100.00	100.00		
Deer Isle-Sedgewick Bridge				145,000.00		\$145,000.00
Maine Aero Club				100.00		100.00
STATE HIGHWAY COMMISSION						
General Highway Fund	\$4,251,234.82		10,593,223.13	10,006,165.41		3,664,177.10
Non-Resident Excise Tax and Motor Vehicle Inspection			24,927.51	24,927.51		
Administration of Highway Commission			146,441.10	146,441.10		
Outdoor Advertising	*1,199.77		11,094.94	14,362.62		2,067.91
Improvement of State Roads	163,876.32		1,876,300.82	1,795,417.86		82,993.36
Civil Works Administration—Supplies Account	918.12		6,181.22	5,091.22		*171.88
Special Resolves	11,622.88	234,680.00	235,518.14	26,340.25		37,124.99
Waldo-Hancock Bridge	169,438.55		49,567.82	95,768.25		215,638.98
Maintenance of Bridges			215,067.26	215,067.26		
Maintenance of State and State Aid Highways			4,239,756.48	4,239,756.48		
Maintenance of Unimproved Roads	*60.24		390,587.63	397,114.97		6,467.10
Third Class Roads	42,628.22		1,366,637.58	1,339,226.25		15,216.89
Carlton Bridge (Operation)	190,272.30		289,749.96	213,232.96		113,755.30
Compensation for Injuries Received Compensation for Injuries—(Chester A. Worthylake)	*2,814.76		50,985.51	81,668.72		27,868.45
Motor Transport and Equipment	841.37		817,215.71	784,466.07		1,291.37
Snow Removal	*43,844.68		1,150,615.35	1,150,615.35		*76,694.32
Highway Planning Survey			93,110.69	50,442.89		*42,667.80
Kittery-Portsmouth Bridge Authority			12.85			*12.85
General Highway—Federal Allotment	447,758.12		168,062.74	3,734.13		283,429.51
Maine and New Hampshire Boundary Line	*527.35	1,000.00	472.65			
Federal Highway Roads			275,000.00	275,000.00		
Federal Secondary Roads			385,402.11	382,431.74		*2,970.37
Federal Grade Crossings			48,092.43	75,003.60		26,911.17
Bridge Loan Fund	2,441.36		1,862,116.45	1,835,422.61		*24,252.48
Maine Kennebec Bridge	*10,187.09		2,323.21	12,198.00		*312.30
Highway Loan Fund	*401,564.27		3,142,514.65	3,451,657.26		*92,421.66
PUBLIC WORKS ADMINISTRATION						
Construction of Bridges	*74,289.21		78,490.82	41,486.12		*111,293.91
WORKS PROGRAM ADMINISTRATION ***						
Works Program Trust Fund	3,519,958.64		5,074,876.10	1,956,094.10		401,176.64
W. P. H.	*158,682.05		17,708.99	176,389.04		
W. P. S. S.	*246,392.84		11,452.90	257,845.74		
W. P. S. O.	*720,516.70		64,159.00	778,757.05		*5,918.65
W. P. M. H.	*122,662.45		11,080.92	133,723.37		
W. P. M. S.	*296,578.54		40,385.61	336,064.15		
W. P. G. H.	*498,619.87		227,157.07	666,657.79		*57,119.15
W. P. G. M.	*168,897.32		40,791.96	203,296.87		*6,392.41
W. P. G. S.	*875,294.32		103,018.60	358,556.73		*19,756.19
W. P. F. R.	*993,729.93		1,221,693.93	1,951,860.13		*263,563.73
CHECK CLEARING ACCOUNT	1,577.50		13,178.20	11,569.80		*30.90

*Indicates Overdraft

†Indicates Economy Deductions

*** See Page 73 for names of accounts

THE DEPARTMENT OF FINANCE

	Unexpended Balance from 1936-1937	Appropriation for 1937-1938	Cash Payments and Dr. Journals	Cash Receipts and Cr. Journals	Lapsed to State Con- tingent Fund	Carried to 1939 Appropriation
AUTO FEES REFUNDS—SUSPENSE.....	\$90.78		\$.63	\$ 15.38		\$ 105.53
NATIONAL RECOVERY ACT						
National Recovery Trust Fund	5,563,978.77		5,608,026.59	49,673.08		5,625.26
Highway—1934	*1,636,960.89		55,300.49	1,692,261.38		
Municipal—1934	*968,846.64		24,722.91	993,569.55		
Secondary—1934	*903,305.57		1,194.57	904,500.14		
Highway—1935	*783,686.47		262,050.05	1,045,736.52		
Municipal—1935	*466,746.22		453,270.44	920,016.66		
Secondary—1935	*531,631.86		31,639.77	563,271.63		
STATE SCHOOL FUND						
1933	9,684.09					9,684.09
1934	35,236.81		19,432.80			15,804.01
1935	14,773.83		9,631.20			5,142.63
1936	197,294.39		128,513.70			68,780.69
1937		1,289,717.10	1,096,179.65			193,537.45
RAILROAD AND TELEGRAPH TAX						
1933	223.29					223.29
1934	656.39		308.20			348.19
1935	2,851.34		1,704.89			1,146.45
1936	8,711.56		7,487.63			1,223.93
1937		105,212.03	97,372.69			7,839.34
DOG LICENSES TO BE REFUNDED						
1934	77.33		53.56			23.77
1935	867.20		369.45			497.75
1936	1,569.57		1,226.25			343.32
1937		9,880.54	8,991.99			888.55
	\$6,297,853.92	\$11,805,510.22	‡\$68,579,589.27	\$59,699,026.98	\$3,625,752.09	\$5,597,049.76

*Indicates Overdraft

†Indicates Economy Deductions

‡Included is \$434,379.00 Economy Deduction

SCHEDULE D

SUMMARY OF EXPENDITURES

	1937-38	1936-37
Departments	\$19,923,715.03	\$22,842,557.33
Highway	12,277,006.71	9,583,059.82
Institutions (Operation)	2,094,954.57	2,010,304.13
Institutional Construction	224,853.82	1,245,912.58
PWA Construction of Bridges	73,464.70	217,843.20
W. P. A.	1,942,616.53	2,752,813.63
N. R. A.	88,570.07	73,373.04
	<hr/>	<hr/>
	\$36,625,181.43	\$38,725,863.73
Maine Unemployment Compensation Comm.	3,086,220.27	59,354.13
Maine Unemployment Clearing Account	3,052,630.04	1,935,470.61
	<hr/>	<hr/>
	\$42,764,031.74	\$40,720,688.47

SCHEDULE E

COMPARATIVE EXPENDITURES

	1937-38	1936-37	Decrease	Increase
Adjutant General	\$ 196,835.20	\$ 204,954.22	\$ 8,119.02	
Attorney General	55,995.85	64,299.05	8,303.20	
Banking Department	55,656.15	52,171.89		\$ 3,484.26
Taxation Department	486,220.62	439,898.17		6,322.45
Agriculture	433,662.59	458,024.73	24,362.14	
Unemployment Insurance		507.30	507.30	
Commission Uniform Legislation		117.75	117.75	
Labor and Industry	21,474.72	22,000.21	525.49	
Maine State Planning Board	18.00	4,714.84	4,696.84	
Bureau of Budget	10,255.48	8,308.19		1,047.29
Examining Boards	34,723.16	30,444.72		4,278.44
Executive Department	29,584.49	51,794.42	22,209.93	
Bureau of Accounts and Control	128,082.31	138,570.74	10,488.43	
Forestry Department	193,290.34	203,603.22	10,312.88	
Bureau of Purchases	177,751.99	164,521.59		13,230.40
Industrial Accident Commission	34,233.44	33,236.60		996.84
General Insurance	69,521.35	46,207.46		23,313.89
Fish and Game Department	526,136.90	456,344.41		69,792.49
Highway Safety		9,269.11	9,269.11	
Insurance Department	21,537.18	16,071.30		5,465.88
Bureau of Social Welfare	1,256,795.36	1,233,836.06		22,959.30
Legislative Department	21,826.31	238,515.00	216,688.69	
Charitable Institutions	49,394.68	53,182.92	3,788.24	
Maine Development Commission	184,643.35	102,879.43		81,763.92
Maine State Liquor Commission ..	4,204,274.83	4,357,658.21	153,383.38	
Maine State Library	38,898.92	43,632.19	4,733.27	
Public Utilities Commission	95,178.36	93,633.16		1,545.20
Social Security Accounts	1,732,411.06	1,447,523.36		284,887.70
Sea and Shore Fisheries	76,828.65	73,038.96		3,789.69
Secretary of State	179,940.64	165,780.35		14,160.29
Auditor's Department	41,965.59	34,356.22		7,609.37
Education Department	2,941,069.58	2,794,842.80		146,226.78
Racing Commission	10,792.62	20,813.47	10,020.85	
Health Department	181,226.53	181,454.47	227.94	
Bureau of Institutional Service	60,210.35	60,388.87	178.52	

THE DEPARTMENT OF FINANCE

23

	1937-38	1936-37	Decrease	Increase
Real Estate Commission	3,612.30			3,612.30
Health & Welfare Department ..	1,531,666.18	1,751,652.25	219,986.07	
State Park Commission	782.81	773.51		7.30
Superintendent of Buildings	81,553.61	91,884.52	10,330.91	
State Park Commission		1,956.05	1,956.05	
Supreme, Superior and Judicial Courts	170,125.68	175,789.66	5,663.98	
Treasury Department	3,522,312.14	6,698,146.38	3,175,834.24	
University of Maine	657,220.98	552,944.16		104,276.82
State Police	290,384.99	253,695.16		36,689.83
Legislative Resolves	103,614.38			103,614.38
Miscellaneous Resolves	12,005.36	9,120.25		2,885.11
Institutions (Operations)	2,094,954.57	2,010,304.13		84,650.44
Institutional Construction	224,853.82	1,245,912.58	1,021,058.76	
Highway Department	12,277,006.71	9,583,059.82		2,693,946.89
PWA Construction of Bridges ...	73,464.70	217,843.20	144,378.50	
WPA	1,942,616.53	2,752,813.63	810,197.10	
NRA	88,570.07	73,373.04		15,197.03
	<u>\$36,625,181.43</u>	<u>\$38,725,863.73</u>	<u>\$5,877,338.59</u>	<u>\$3,776,656.29</u>
Maine Unemployment Comp. Comm.	3,086,220.27	59,354.13		3,026,866.14
Maine Unemployment Clearing Account	3,052,630.04	1,935,470.61		1,117,159.43
	<u>\$42,764,031.74</u>	<u>\$40,720,688.47</u>		
Decrease			\$5,877,338.59	
Increase			3,776,656.29	
Net Decrease			\$2,100,682.30	

COMPARATIVE STATEMENT OF EXPENDITURES FOR
DEPARTMENTS AND INSTITUTIONS

By Function

	June 30, 1938	June 30, 1937
Adjutant General's Department		
Salary & Clerk Hire	\$ 49,796.99	\$ 46,480.33
General Office Expense	329.98	490.36
Annual Encampments	17,978.27	13,524.02
Military Operations	64,943.98	65,951.74
G. A. R. Records	3,280.92	2,450.00
Augusta Airport	17,319.98	28,810.49
National Guard—Auburn Strike	1,572.36	47,247.28
Gardiner Armory	34,070.90	
Military Storehouse	6,153.13	
Soldiers' Bonus	300.00	
Augusta Airport Hangar	1,088.69	
	<u>196,835.20</u>	<u>204,954.22</u>
Attorney General's Department		
Salary and Clerk Hire	17,982.77	18,278.83
General Office Expense	4,556.31	7,437.89
County Attorneys	23,449.56	23,449.56
Inheritance and Estate Tax	6,049.83	7,880.46
Investigation and Apprehension of Criminals	3,957.38	7,252.31
	<u>55,995.85</u>	<u>64,299.05</u>

THIRD BIENNIAL REPORT OF

	June 30, 1938	June 30, 1937
Bank Commissioners Department		
Salary and Clerk Hire	34,889.81	32,731.51
Bank Examinations	10,750.72	10,817.64
Verifying Savings Banks	1,561.92	480.83
Small Loan Audit	2,653.77	2,343.55
Blue Sky Law	5,783.68	5,516.71
Organizing Trust Companies	16.25	281.65
	<hr/>	<hr/>
	55,656.15	52,171.89
Unemployment Insurance		
Salary and Clerk Hire		425.00
General Office Expense		82.30
		<hr/>
		507.30
Bureau of Taxation—Property Tax Division		
Salary and Clerk Hire	13,346.96	11,115.48
General Office Expense	22,947.81	12,380.01
Rebates	1,500.00	1,500.00
	<hr/>	<hr/>
	37,794.77	24,995.49
Bureau of Taxation—Gas Tax Division		
Salary and Clerk Hire	12,062.95	11,411.23
General Office Expense	5,578.91	5,356.47
Rebates	214,706.86	170,833.27
	<hr/>	<hr/>
	232,348.72	187,600.97
Bureau of Taxation—Potato Tax Division		
Salary	1,341.52	
General Office Expense	691.37	
Refunds	47.09	
Advertising	107,873.68	
	<hr/>	
	109,953.66	
Bureau of Taxation—Retail Store Division		
Salary and Clerk Hire		3,497.54
General Office Expense		1,514.01
Refunds		17.50
		<hr/>
		5,029.05
Bureau of Taxation—Games of Skill Division		
Salary and Clerk Hire		1,010.34
General Office Expense		6.63
Inspection		289.70
		<hr/>
		1,306.67
Bureau of Taxation		
*County Taxes	95,096.44	115,011.15
*Tax on Maine Forestry District	17.57	7.11
*State Tax on Wild Lands—Suspense	6,405.67	104,646.42
*State Tax on Wild Lands	9.49	22.91
Educational Equalization	1,762.23	
*State Tax—Cities and Towns	2,832.07	595.22
*State Tax—Cities and Towns Interest		141.37
*Interest on State Tax		528.57
*Sale of Land for Taxes		12.82
*Tax on Maine Forestry District—Interest42
	<hr/>	<hr/>
Bureau of Taxation—Grand Total	\$486,220.62	\$439,898.17
	<hr/>	<hr/>

THE DEPARTMENT OF FINANCE

25

	June 30, 1938	June 30, 1937
Department of Agriculture		
Salary and Clerk Hire	36,604.69	33,942.34
General Office Expense	14,557.79	13,423.37
Control of European Corn Borer	9,916.64	6,947.01
Farmers Institute & Dairymen's Conference..	4,944.69	5,194.31
Division of Animal Industry	64,802.90	95,731.22
Maine Egg Laying Contest	9,883.80	10,173.21
Division of Inspections	34,555.12	35,384.54
Blueberry Fly Control	5,905.46	3,947.10
Potato Branding	8,594.39	8,346.97
Division of Markets	95,056.63	95,528.45
Division of Plant Industry	24,708.05	24,561.84
Certification of Seed	49,280.76	47,287.28
Sardine Inspection	14,200.69	19,405.36
Springfield Building—Eastern States Fair ...	729.82	940.73
Aid to Agriculture Societies	22,384.09	19,397.90
Damage by Dogs	30,532.72	36,745.10
Labeling Fresh Eggs	5,004.03	
Blueberry Inspection	1,704.51	1,068.00
Gypsy Moth Extermination	295.81	
	433,662.59	458,024.73
* Indicates Revenue Account		
Commissioners of Uniform Legislation		
Salary and Expenses of Commissioner		117.75
		117.75
Department of Labor and Industry		
Administration	16,276.46	16,411.07
Factory Inspection	787.62	712.16
Other Inspections	2,426.65	2,245.22
Safety Engineering Inspection	1,803.99	2,467.08
Arbitration and Conciliation	180.00	164.68
	21,474.72	22,000.21
Maine State Planning Board		
General Office	18.00	408.20
Salary		4,306.64
	18.00	4,714.84
Bureau of Budget		
Salary and Clerk Hire	6,652.36	6,383.01
General Office Expense	135.62	176.95
Personnel Board	3,467.50	
Budget Committee		1,748.23
	10,255.48	8,308.19
Examining Boards		
Accountancy	117.66	43.76
Bar Examiners	948.43	1,118.31
Chiropractic	60.98	468.21
Dental	511.25	525.21
Embalming	779.57	332.15
Medical Registry	1,329.36	1,149.62
Nurses Registry	4,122.08	4,043.82
Board of Optometry	896.00	1,576.74
Veterinary Board	16.55	4.55
Pharmacy	1,532.38	1,249.29

THIRD BIENNIAL REPORT OF

	June 30, 1938	June 30, 1937
Osteopathy	586.36	544.70
Hairdressers	9,243.55	6,611.68
Podiatry	99.47	154.05
Milk Control	9,398.67	10,674.67
Professional Engineers	1,404.57	1,947.96
Plumbers	3,676.28	
	<hr/>	<hr/>
	34,723.16	30,444.72
Executive Department		
Salary and Clerk Hire	10,810.76	10,643.51
General Office Expense	3,592.58	5,508.99
Payroll Council and Visiting Committees	8,176.05	11,842.84
Contingent Fund—Governor Barrows	6,964.15	4,009.16
Contingent Fund—Governor Brann		4,983.75
Expense of Pardon Hearings	40.95	191.48
Maine Visitors Day		3,130.13
Committee of One Hundred		11,484.56
	<hr/>	<hr/>
	29,584.49	51,794.42
Bureau of Accounts and Control		
Salary and Clerk Hire	70,400.63	85,630.56
General Office Expense	34,387.36	37,719.78
Excise Tax Division	15,149.86	15,220.40
Unemployment Compensation	8,144.46	
	<hr/>	<hr/>
	128,082.31	138,570.74
Forestry Department		
Salary and Clerk Hire	3,304.18	3,199.83
General Office Expense	1,713.69	1,733.65
Nursery Operations—Maintenance	618.27	296.80
Nursery Operations—Salary and Clerk Hire..	583.33	499.99
Insect Control	10,299.67	9,731.88
General Forestry Fire Protection— Unorganized Towns	22,105.77	16,723.94
White Pine Blister Rust Control	6,278.16	6,150.31
Maine Forestry District—Chief of Wardens..	145,000.00	165,000.00
Maine Forestry District—Maintenance	33.78	
European Spruce Sawfly	3,034.49	
Public Lands Surveying	69.00	266.82
*Jordon Forestry Prize	250.00	
	<hr/>	<hr/>
	193,290.34	203,603.22
Bureau of Purchases		
Purchases		
Salary and Clerk Hire	7,611.43	7,622.14
General Office Expense	4,180.77	4,451.27
Compensation		395.14
Printing		
Salary and Clerk Hire	7,287.99	5,529.66
Other Expenses	891.67	1,345.35
Departmental Supplies		
Personal Services	2,381.67	1,822.54
Other Expenses	23,946.42	20,196.61

THE DEPARTMENT OF FINANCE

27

	June 30, 1938	June 30, 1937
Departmental Garage		
Personal Services	9,565.38	6,971.83
Other Expenses	39,324.46	39,667.24
New Equipment		1,050.00
Mailing Room		
Personal Services	4,855.33	4,479.66
Other Expenses	77,706.87	70,990.15
	<hr/> 177,751.99	<hr/> 164,521.59
Industrial Accident Commission		
Salary and Clerk Hire	29,047.12	28,362.68
General Expenses	2,267.18	2,486.04
Hearings	2,919.14	2,387.88
	<hr/> 34,233.44	<hr/> 33,236.60
General Insurance		
Insurance on State Property	69,521.35	46,207.46
	<hr/> 69,521.35	<hr/> 46,207.46
Fish and Game Department		
Salary and Clerk Hire	19,342.13	17,832.73
General Office Expense	9,592.94	8,793.62
Bounty on Coyotes	75.00	
Expense of Commissioner	2,147.38	1,277.21
Expense of Deputy Commissioner	1,173.40	948.73
Expense of Research—University of Maine .	3,675.00	7,248.20
Inland Water Survey—Hatchery Research ..	2,053.39	
Expense—All Hatcheries and Stations		13,518.42
Laboratory—Hatchery Research	2,212.90	
Hatchery Business Manager	3,262.68	
Fish Food	47,537.64	29,384.75
Legislative Awards	3,941.19	
Deer Inspection—Autos	2,845.95	
Employees Compensation	1,310.29	1,917.00
Screening Lakes and Ponds	2,682.05	
Bounty on Porcupines	7,014.05	
Warden Service	184,344.47	183,893.79
Warden Expenses	18,161.11	13,561.69
Boats and Warden Outfits	27,511.59	19,657.99
State Museum	1,171.82	401.69
State Camps	685.16	810.22
Refunds	291.54	108.08
Legal Costs and Expenses	36.80	45.00
Miscellaneous Expenses	2,799.40	3,763.40
Posting Notices and Publishing	781.20	620.82
Expense Advisory Council	88.62	14.70
Printing Laws—Expense	5,455.25	1,828.58
Guide Meets	202.00	206.09
Damage to Crops	4,508.07	4,792.57
State Exhibits	5,392.66	7,692.91
Educational Expenses	1,994.18	2,137.45
Bears—Bounty and Expense	3,420.76	6,155.22
Damage to Property	3,901.85	
Bounty on Bob-Cats	10,260.00	10,425.00
Campaign Referendum		678.47
Hatcheries and Stations		
Refrigerating Plant	4,626.38	1,543.69
Auburn	2,269.80	2,175.79

THIRD BIENNIAL REPORT OF

	June 30. 1938	June 30. 1937
Belgrade	1,956.20	1,455.57
Caribou	2,782.78	1,911.50
Enfield	1,940.16	1,801.12
Governor Hill	3,014.52	3,416.44
Littleton	2,656.29	3,092.46
Moosehead	5,108.18	3,482.23
Monmouth	2,194.87	2,309.72
Oquossoc	3,879.17	4,777.45
Sebago	4,335.67	3,977.47
Knox County	2,055.99	1,967.76
Tunk Pond	2,296.50	1,932.08
Dry Mills	14,923.41	12,461.94
Grand Lake Stream	16,709.53	660.74
Stations		
Appleton	1,197.97	1,331.86
Caratunk	679.81	758.81
Cherryfield	1,435.16	1,264.66
Enfield	1,348.09	617.93
Gorham	1,820.04	1,143.29
Head Tide	1,327.60	1,249.82
Houlton	1,847.10	413.32
Jackman	775.80	689.62
Lagrange	1,917.29	1,753.17
Lily Bay	1,550.59	1,668.20
Machias	909.05	617.68
Newport	1,425.80	1,219.63
Norridgewock	1,686.95	1,312.67
Phillips	1,262.57	1,252.93
Presque Isle	545.98	513.82
Rangeley	576.78	528.84
Rumford	972.87	557.56
Lovell	4,898.72	
Turner		500.62
York County	1,392.90	1,484.30
New Gloucester & Gray	1,882.94	331.59
Oxygen Tank Trucks	4,896.32	6,531.65
General Superintendent — Hatcheries and Stations	3,491.00	3,201.52
Assistant Superintendent — Hatcheries and Stations	6,234.81	5,592.14
Lily Bay Construction	1,840.57	
Civil Engineer	4,742.75	5,186.72
Construction		
Birch Stream Hatchery	4,859.77	6,186.39
Repairing Fishways	1,618.51	
Repairing Screens	210.57	976.24
Dry Mills Fish Hatchery Construction		689.21
Bangor and Veazie Fishways		4,360.79
State Game Farm		
Salary of Superintendent	1,403.69	1,403.68
Salary of Assistants	2,104.03	1,213.53
Expense of Superintendent	43.80	76.95
Maintenance	9,062.60	6,391.29
Construction	2,099.03	2,869.41
Kokadjo Construction	3,453.42	
Kokadjo Transient Camps		552.61
New Gloucester and Gray Construction	10	
New Gloucester and Gray Rearing Pools		7,221.67
	\$526,136.90	456,344.41

THE DEPARTMENT OF FINANCE

29

	June 30, 1938	June 30, 1937
Maine Highway Safety Campaign		
Salary and Clerk Hire		5,360.16
General Office Expense		3,908.95
		<hr/>
		9,269.11
Insurance Commissioners Department		
Salary and Clerk Hire	13,125.57	10,442.18
General Office Expense	7,367.22	4,953.20
Examining Insurance Agents	894.89	405.92
*Refunds	149.50	270.00
	<hr/>	<hr/>
	21,537.18	16,071.30
Bureau of Social Welfare		
Salary and Clerk Hire	82,794.47	72,141.47
General Office Expense	8,591.81	7,674.92
Aid to Mothers	415,166.56	346,181.66
Board and Care Neglected Children	370,908.79	419,666.71
World War Veterans Relief	70,119.77	75,271.69
Employees Traveling Expenses	17,930.49	13,921.14
Support of Passamaquoddy Indians	47,922.05	50,063.23
Support of Penobscot Indians	49,750.92	52,384.02
Educational Tuition Penobscot Indians	359.20	595.22
World War Veterans Administration	19.00	246.02
Public and Private Hospitals	189,349.93	192,371.56
Education of War Orphans	949.63	
Educational Tuition Passamaquoddy Indians	410.80	771.41
*Passamaquoddy Indians	2,521.94	2,487.54
*Board and Care Neglected Children—Towns		59.47
	<hr/>	<hr/>
	1,256,795.36	1,233,836.06
Legislative Department		
Salary and Clerk Hire (Revisor of Statutes)	4,500.43	4,836.69
General Office Expense	84.43	112.48
Regular Session—1937	6,066.86	224,836.23
Special Session—October, 1937	10,754.32	
Special Session—December, 1936	141.46	8,149.91
Regular Session—1935		303.99
Committee on Compensation for Occupational Diseases	8.50	
Committee on Labor Relations	59.05	
Committee on Income Tax	113.27	
Committee on Workman's Compensation	27.00	
Compulsory Insurance		275.70
Committee on Blood Tests—Drunken Driving	70.99	
	<hr/>	<hr/>
	21,826.31	238,515.00
Division of Charitable Institutions		
Bangor Anti-T. B. Association	3,150.00	3,150.88
Children's Aid Society	678.00	1,438.50
Children's Heart Work Society	1,634.50	1,853.00
Eastern Maine Orphan's Home	1,172.50	1,412.50
Good Samaritan Home Association	5,481.94	4,725.00
Healey Asylum	5,008.00	5,729.50
Home for Aged Women—Rockland	270.00	270.00
Home for Aged Women—Belfast		270.00
Maine Children's Home Society	2,797.00	4,323.20
Maine Institute for Blind	14,912.50	14,787.50
Maine Mission for Deaf	180.00	180.00

THIRD BIENNIAL REPORT OF

	June 30, 1938	June 30, 1937
St. Joseph's Orphanage	4,000.00	4,019.12
St. Elizabeth's Asylum	2,480.50	3,962.00
St. Louis Home & School for Boys	2,048.50	2,060.50
Temporary Home for Women and Children .	3,443.43	2,856.57
York County Children's Aid Society	1,300.76	2,001.89
Opportunity Farm	837.05	142.76
	<hr/>	<hr/>
	49,394.68	53,182.92
Maine Development Commission		
Executive Secretary	3,709.71	3,194.10
Publicity Director	3,629.67	3,463.33
General Office—Salary	9,068.84	7,044.47
General Office—Expense	8,278.16	6,093.06
Photographic and Moving Picture Library ..	4,682.45	2,272.35
Booklets	14,154.34	16,817.07
Shows and Exhibits	2,171.89	648.98
Agricultural Salary	3,374.85	1,200.00
Expense of Commissioners	274.70	435.84
Newspaper, Magazine and Radio Advertising	68,150.69	31,011.93
Publicity—Augusta Office	2,385.25	2,177.52
Agricultural Shows	5,729.79	2,047.52
Agricultural Travel	1,963.17	1,144.01
Agricultural Publicity	841.20	
Agricultural Advertising	29,501.51	15,222.42
Information Building—Portland	94.77	5,608.69
Agricultural Booklets	160.97	37.50
Eugene Hall Staples	200.00	
Can Corn Advertising (Maine Cannery)	19,138.40	
World's Fair	6,132.99	
American Legion Convention—Waterville ..	1,000.00	
Maine Bridle Paths		358.15
Maine Poultrymen's Association		248.85
Packing and Shipping Potatoes		122.41
Post No. 1, Portland YD Convention, Com- mittee		2,500.00
Harold Andrews Drum Corps		1,000.00
National Editorial Association		231.23
	<hr/>	<hr/>
	184,643.35	102,879.43
Maine State Library		
Salary and Clerk Hire	17,068.40	17,222.23
General Office Expense	8,084.92	11,162.66
Traveling Libraries	12,745.60	14,523.30
Ancient Vital Statistics	1,000.00	724.00
	<hr/>	<hr/>
	38,898.92	43,632.19
Maine State Liquor Commission		
Liquor Stores		
Lewiston	15,164.06	15,240.85
Biddeford	14,037.16	13,931.99
Portland—Middle Street	22,329.03	22,710.60
Portland—West End	17,755.37	18,092.22
Augusta	10,841.63	12,326.47
Waterville	11,478.49	13,218.17
Bangor	16,852.53	17,500.84
Houlton	12,511.13	12,129.72
Warehouse—Wholesale	13,571.26	15,809.86

THE DEPARTMENT OF FINANCE

31

	June 30, 1938	June 30, 1937
Warehouse—Retail—Mail Order	476.00	5,378.31
Rumford	9,827.67	9,896.38
Rockland	13,476.50	13,859.85
Ellsworth	9,883.11	9,871.30
Bar Harbor	8,758.37	8,882.63
Calais	8,933.66	9,762.11
Belfast	8,425.72	8,514.08
Bath	9,887.93	9,385.59
Millinocket	7,860.13	7,712.54
Skowhegan	8,104.71	8,340.60
Old Orchard	3,211.74	2,422.66
Auburn	8,463.55	8,645.33
Sanford	8,441.02	9,193.82
Gardiner	7,672.47	8,220.66
Westbrook	10,335.24	10,141.46
Old Town	8,936.69	9,183.04
Caribou	11,524.28	12,228.97
Madawaska	6,356.73	8,382.14
Madison	5,784.90	5,666.59
Lincoln	6,497.92	6,004.59
Van Buren	5,989.16	6,222.71
Fort Fairfield	8,235.49	7,402.65
Norway	7,482.24	6,042.73
Kittery	9,083.17	9,737.32
Boothbay Harbor	6,232.76	5,661.59
Fort Kent	6,905.36	5,469.44
Brunswick	8,636.77	8,105.29
Eastport	6,413.55	4,355.18
Newport	6,211.73	3,264.63
South Berwick	550.00	1,118.47
Farmington	7,485.53	3,122.42
Alcohol Division	3,489.42	
State Liquor Commission—Salary and Ex- pense	10,040.94	6,818.95
General Administration & Licensing	10,875.65	10,893.37
Liquor Store Supervision and Inspection ...	12,154.30	20,082.50
Enforcement	8,349.84	8,272.46
Merchandising	5,103.22	6,712.09
Warehousing	37,876.92	43,966.89
Chemical Analysis	1,040.00	670.90
Auditing	10,336.94	8,299.59
Accounting and Stock Control	41,464.12	40,104.04
Liquor Stock Purchases	3,588,737.31	3,738,203.03
Deferred Charges	7,281.59	6,919.06
Capitalized Equipment	1,589.81	17,477.92
Supply and Equipment Inventories Suspense	9,164.11	7,005.14
		O. D.
Beer Division		
Commissioner's Salary and Expense	1,856.93	4,014.10
Excise Tax Division	30,876.49	24,541.23
Enforcement	41,350.14	38,004.10
Licensing Division	12,062.34	15,788.27
Capitalized Equipment		733.05
Beer Inspectors Expense		6.00
	4,204,274.83	4,357,658.21
Public Utilities Commission		
Salary and Clerk Hire	58,119.55	58,709.80

THIRD BIENNIAL REPORT OF

	June 30, 1938	June 30, 1937
General Office Expense	19,086.82	14,910.26
Regulation of Motor Vehicles	16,749.89	19,838.34
*Motor Boat License Fees	8.00	
Lake Navigation	140.00	120.00
Grade Crossings	788.01	54.76
Androskoggin Lake Dam	100.00	
Inspections	186.09	
	<hr/>	<hr/>
	95,178.36	93,633.16
 *Indicates Revenue Account		
Social Security		
	June 30, 1938	June 30, 1937
Old Age Administration	190,079.33	95,807.97
Old Age Assistance	859,033.00	803,519.00
Aid to Dependent Children	190,828.79	178,200.22
Child Welfare Service	15,587.27	13,253.74
Public Health	77,620.08	51,860.38
Aid to Crippled Children	26,561.95	18,771.39
Maternal and Child Health	40,900.34	33,458.56
Aid to Blind	331,800.30	252,652.10
	<hr/>	<hr/>
	1,732,411.06	1,447,523.36
 Sea and Shore Fisheries		
Salary and Clerk Hire	5,779.49	5,876.48
Pay and Expenses of Wardens	57,589.05	49,367.78
General Office Expense	4,528.75	4,029.55
Propagation of Shell Fish	7,682.28	13,765.15
Lobster Rearing Station	1,059.08	
Bounty on Seals	190.00	
	<hr/>	<hr/>
	76,828.65	73,038.96
 Secretary of State		
Salary and Clerk Hire	10,882.13	11,261.57
General Office Expense	3,594.90	3,424.01
Improperly Registered and Unregistered Motor Vehicles	5,113.22	4,457.12
Motor Vehicle Division—Salary and Clerk Hire	73,807.01	69,199.11
Motor Vehicle Division—Maintenance and Expense	66,536.97	51,806.06
Elections—Special	4,285.14	1,618.76
Aircraft Licenses	53.65	15.55
Temporary Dealers Plates	1,516.10	3,701.45
Revised Statutes and Session Laws	9.86	16.31
American Legion Plates	30	1.05
Elections—Primaries	12,717.74	2,155.44
Elections—Referendum	17.70	
Elections—General	905.92	11,585.82
Circus Licenses	500.00	
Motor Vehicle Division—Refund		11.28
Election—1935 Special		2,457.63
Election—Presidential		4,059.19
*Duties on Commission		10.00
	<hr/>	<hr/>
	179,940.64	165,780.35
 Department of Audit		
Salary and Clerk Hire	22,937.82	17,312.52
General Office Expense	5,916.95	5,874.66

THE DEPARTMENT OF FINANCE

33

	June 30, 1938	June 30, 1937
Municipal Audits	3,914.88	
Department and Institution Audits	210.65	
*Administration Farm Lands Loans	8,458.29	11,169.04
Restoring Early Records York County	527.00	
	<hr/>	<hr/>
	41,965.59	34,356.22
Department of Education		
Salary and Clerk Hire	31,065.57	29,913.14
General Office Expense	12,416.89	14,173.56
State School Fund		
Pensions	232,741.72	226,707.61
Maine Teachers Retirement Association ..	135,616.13	109,295.95
Equalization	246,293.50	71,397.00
Teaching Positions	14,027.17	13,840.52
Tuition	15,001.72	10,972.00
Physical Education	24,610.00	24,104.00
Trust Fund	590.00	590.00
Payments to Towns	1,293,594.89	1,328,321.12
Regular School Program		
Registration of Teachers	1,202.83	1,232.76
Certification of Teachers	20.15	58.36
Training Rural Teachers	6,055.31	8,571.27
Teachers Meetings	1,893.49	1,517.20
Normal Schools		
Aroostook	34,321.78	38,675.76
Eastern	29,988.18	29,130.53
Farmington	64,695.94	57,103.54
Madawaska	28,546.67	29,169.72
Washington	37,291.65	35,738.93
Western	62,039.86	61,159.50
Upkeep	41,690.67	34,561.47
Extensions	521.50	119,283.46
Superintendent of Towns in School Unions ..	171,167.59	171,053.08
Vocational Education	31,506.79	36,159.30
Federal Vocation—Smith-Hughes Act	56,258.76	43,842.45
Federal Vocation—George-Ellzey Act	17,355.82	10,432.82
Federal Vocation—George-Deen Act	47,582.31	
Rehabilitation Education	11,922.85	10,895.17
Industrial Education	100,497.76	99,104.68
Aid to Academies	86,843.00	76,461.00
Unorganized Township Schools	57,552.47	54,691.10
Administration—Land Reserved for Public Uses	46,156.61	45,865.80
Education of War Orphans		500.00
Teachers Payrolls—Town of Connor		320.00
	<hr/>	<hr/>
	2,941,069.58	2,794,842.80
State Racing Commission		
Salary	6,577.47	10,986.44
General Office Expense	3,150.90	7,213.43
Unredeemed Tickets	1,064.25	2,613.60
	<hr/>	<hr/>
	10,792.62	20,813.47
Health Department		
Salary and Clerk Hire	39,388.02	40,553.62
General Office Expense	19,906.64	21,843.61
Sale of Prophylactic Rubber Goods	211.42	264.24
Aid to Typhoid Carriers	5,268.84	4,928.85
Aroostook Testing Laboratory	3,036.62	2,740.01

THIRD BIENNIAL REPORT OF

	June 30, 1938	June 30, 1937
District Health Centers	29,145.66	26,229.07
Maternity and Child Welfare Work	26,841.23	28,419.63
Venereal Diseases	10,637.33	11,219.33
Licensing Eating, Lodging Houses, Camps etc.	32,131.44	30,944.47
Control over Plumbing	9,514.82	7,793.67
Regulation of Cosmetics	1,017.99	1,183.90
Infantile Paralysis Control	5.07	613.00
Pneumonia Cases	4,121.45	4,321.07
Vital Records		400.00
	<hr/>	<hr/>
	181,226.53	181,454.47
Bureau of Institutional Service		
Salary and Clerk Hire	5,578.54	5,747.99
General Office Expense	978.43	720.33
Special T. B. Clinic Service	3,753.11	3,410.80
Emergency T. B. Fund	49,900.27	49,539.63
New Construction		970.12
	<hr/>	<hr/>
	60,210.35	60,388.87
Real Estate Commission		
Salary and Clerk Hire	813.99	
General Office Expense	2,798.31	
	<hr/>	
	3,612.30	
Maine Unemployment Compensation Fund		
Administration	317,032.62	30,273.97
General Office Expense		25,821.42
Travel Expense		3,258.74
Benefit Account	2,588,246.89	
Maine Employment Service		
Administration	180,940.76	
	<hr/>	<hr/>
	3,086,220.27	59,354.13
Department of Health and Welfare		
Salary and Clerk Hire	46,120.23	46,942.61
General Office Expense	4,202.54	4,538.29
Support of Paupers	1,028,021.10	1,103,479.15
Relief Distribution Division	1,933.48	3,819.74
Administration—C. C. C.	1,191.09	1,192.85
Education of Blind	18,807.44	19,285.16
Burial of Soldiers, Sailors and their Widows	1,245.00	2,137.00
Examination and Commitment of Insane ...	485.61	507.60
Soldiers and Sailors Pensions	48,927.81	33,950.43
Pensions for Civil and Spanish War Veterans	68,501.39	68,069.51
Special Pensions	1,920.00	1,920.00
Retiring and Pensioning State Employees ...	26,944.52	23,677.26
Emergency Aid	222,416.16	384,534.05
Emergency Aid—General Office	4,113.86	761.08
W. P. A. Division of Commodity Distribution	56,835.95	43,423.84
Support of Needy Blind		75.00
Deficiency Pauper Account		13,338.68
	<hr/>	<hr/>
	1,531,666.18	1,751,652.25
State Park—Other than State House		
Salary and Clerk Hire	387.18	294.05
General Office Expense	395.63	479.46
	<hr/>	<hr/>
	782.81	773.51

THE DEPARTMENT OF FINANCE

35

	June 30, 1938	June 30, 1937
Superintendent of Public Buildings		
Salary and Clerk Hire	46,377.85	42,495.92
General Office Expense	29,291.99	34,655.41
Old Military Forts and Reservations	2,364.03	3,708.34
Parking Space	3,519.74	
Maintenance and Operation of Blaine House		11,024.85
	<hr/>	
	81,553.61	91,884.52
State Park Commission		
Salary and Clerk Hire		1,860.56
General Office Expense		95.49
		<hr/>
		1,956.05
Supreme, Judicial & Superior Courts		
Salaries	152,056.67	163,239.62
Traveling Expense	8,335.09	8,776.72
Office Expense	1,705.51	1,422.73
Court Costs	2,256.53	2,350.59
Secretarial Service	5,771.88	
	<hr/>	
	170,125.68	175,789.66
Treasury Department		
Salary and Clerk Hire	14,584.68	14,057.17
General Office Expense	10,245.13	9,017.47
Highway Loan Bonds—Accrued Interest	926,890.00	955,637.50
Highway Loan Bonds—Reserve to Retire ..	1,523,000.00	1,398,000.00
Kennebec Bridge Bonds—Accrued Interest ..	91,360.00	109,080.00
Kennebec Bridge Bonds—Reserve to Retire ..	219,000.00	339,000.00
Kennebec Bridge Bonds—Payment of Principal	5,284.95	10,569.90
State Pier Bonds—Accrued Interest	23,560.00	26,040.00
State Pier Bonds—Reserve to Retire	120,000.00	82,000.00
War Loan Bonds—Accrued Interest	210.00	16,880.00
War Loan Bonds—Reserve to Retire	27,000.00	385,500.00
Maine Improvement Bonds—Accrued Interest ..	39,020.00	
*Interest on Trust Funds—University of Maine, and Augusta State Hospital	16,830.00	11,915.00
*Interest on State Trust Funds—Refund on Trust Fund	5,421.88	522.70
*John M. Prescott Trust Fund	1,042.69	
*Abatement and Correction in Tax Act	4,287.34	1,962.94
*Miscellaneous Items	11.76	541.86
*Land Reserved for Public Uses—Bond In- vestment	51,000.00	
*Land Reserved for Public Uses—Exchange of Bonds	2,745.46	
*State Trust Fund	70,513.67	38,546.62
Waldo-Hancock Bridge Bonds—Accrued In- terest	36,040.00	36,100.00
Maine Improvement Bonds—Reserve to Retire	100,000.00	
*Tax on Bank Stock	108,129.18	101,454.56
*Public Administrators Fund	3,469.50	3,472.01
*Dog License	1,504.03	3.00
Levi M. Stewart—Trust Fund	5,390.20	8,006.25
*White Mountain Forest Reserve	643.72	461.08
*Dog License to be Refunded	9,880.54	17,947.94
*Railroad and Telegraph Tax	105,212.03	106,737.24
*Receivers Fund for Defunct Banks	35.38	.91

THIRD BIENNIAL REPORT OF

	June 30, 1938	June 30, 1937
Construction Bonds		24,020.00
*Temporary Loan		3,000,000.00
*Tax on Insurance Companies		672.23
	<u>3,522,312.14</u>	<u>6,698,146.38</u>
University of Maine		
State Geological Expense and Salary	1,011.98	
State Support	656,209.00	552,944.16
	<u>657,220.98</u>	<u>552,944.16</u>
State Police Department		
Salary and Clerk Hire	161,844.33	161,910.57
General Office Expense	109,249.32	91,308.03
Highway Safety	9,693.26	458.56
Identification Bureau	8,381.27	
Houlton Barracks	18.00	
Auburn Investigation	1,198.81	
Official Badge		18.00
	<u>290,384.99</u>	<u>253,695.16</u>
Legislative Resolves		
Harry A. Austin	85.00	
Bunters—Austin Stream	5,000.00	
Town of Benton	100.00	
Town of Stonington	478.32	
John Ruggles	780.75	
Enos G. Lambert	3,000.00	
Charles E. Taylor	5,000.00	
Victor Cahill	300.00	
Town of Rome	100.00	
Legislative Claims	87,435.54	
George A. Johnson	336.77	
Knox Memorial	998.00	
	<u>103,614.38</u>	
Miscellaneous		
Richard French	98.01	
Three Quarter Century Club	450.00	110.00
Marking Graves	300.00	
Baxter State Park Commission	190.00	301.65
William Kavanaugh	500.00	
American Legion Convention—New York, 1937	2,500.00	
Governors Conference	200.00	
New England Freight Rate Commission ..	3,500.00	
Committee on Federal Investigation	436.80	
Howard S. LeRoy	100.00	
E. E. Chase	1,000.00	
Drowning Grand Lake—Washington County	211.05	
University of Maine Extension Service ..	2,000.00	
Willard C. Cummings	391.50	
Sons of American Revolution	100.00	
Knox Arboretum	28.00	1,183.59
Phillip Tyghe Post		1,200.00
Suspension Bridge—Penobscot River		146.32
Daniel Mahar		300.00
Ethel M. Parker		644.00
Reward—Mary Proulx Case		2,500.00

THE DEPARTMENT OF FINANCE

37

	June 30, 1938	June 30, 1937
J. Williams Auxiliary Post		1,000.00
R. Caldwell Post		300.00
G. A. R. Expense Drum Corps to Washington		1,000.00
F. Harold Dubord		100.00
Paul L. Powers		50.00
James Fitzgerald Post		200.00
Alexander Bower		84.69
	<hr/>	<hr/>
	12,005.36	9,120.25
	<hr/>	<hr/>
	\$23,009,935.30	\$22,901,911.46
Maine Unemployment Clearing Account	3,052,630.04	1,935,470.61
	<hr/>	<hr/>
Department Total	\$26,062,565.34	\$24,837,382.07

* Indicates Revenue Account

INSTITUTIONAL OPERATIONS EXPENDITURES

	1937-38	1936-37
Augusta State Hospital	\$416,416.32	\$407,772.12
Bangor State Hospital	340,350.95	329,228.90
Central Maine Sanatorium	182,870.36	176,699.88
Maine School for Deaf	51,056.12	45,188.95
Maine State Prison	238,771.52	251,896.26
Northern Maine Sanatorium	106,311.27	104,916.99
Pownal State School	325,444.47	278,780.98
Military and Naval Children's Home	25,937.87	25,709.42
Reformatory for Men	55,892.70	53,289.98
Reformatory for Women	59,865.66	52,976.30
School for Boys	72,834.95	72,911.53
School for Girls	76,618.69	79,247.65
Western Maine Sanatorium	142,583.69	131,685.17
	<hr/>	<hr/>
	\$ 2,094,954.57	\$ 2,010,304.13

CONSTRUCTION EXPENDITURES AT INSTITUTIONS

	1937-38	1936-37
Augusta State Hospital	\$ 75,619.94	\$332,584.66
Bangor State Hospital	41,355.03	398,547.93
Central Maine Sanatorium	35,468.79	
Maine State Prison	5,194.42	197.90
Northern Maine Sanatorium		527.92
Pownal State School	31,509.37	291,818.07
Reformatory for Women	32,884.62	112,934.62
School for Boys		654.80
School for Girls	2,821.65	108,646.68
	<hr/>	<hr/>
	\$224,853.82	\$ 1,245,912.58

COMPARATIVE STATEMENT OF EXPENDITURES FOR
INSTITUTIONS

AUGUSTA STATE HOSPITAL

Character and Object	Year Ending June 30, 1938	Year Ending June 30, 1937
Regular Salaries	\$ 213,383.39	\$ 206,697.75
Temporary Salaries	1,913.17	1,592.72
Regular Wages	630.00	630.00
Temporary Wages	314.50	160.07
Medical Services	6.00	
Surgical Services	115.00	
Agents Fees	379.21	
Legal Fees	4.00	
Post Office Box Rental	24.12	18.00
Stamps, Parcel Post, etc.	566.25	627.29
Telephone Service	2,640.77	1,530.95
Telephone Tolls	243.38	286.07
Telegrams and Cables65	1.15
Freight, Express, and Drayage ..	1,107.17	598.99
Trucking	732.45	733.28
Railway Fares	284.77	357.69
Car Fares and Tolls	133.80	59.85
Taxi and Vehicle Hire	206.45	221.30
Automobile Mileage	16.76	12.00
Hotel Room or Lodging	113.50	136.00
Meals	203.60	235.07
Medical Services		10.00
Forage and Livery—Animals		14.00
Veterinary Services	95.00	37.50
Chauffeur Licenses	6.00	6.00
Storage of Foods and Commodities	33.75	
Printing	674.83	566.78
Mimeographing and Multigraphing		4.20
Light	8,053.55	5,828.54
Power	806.47	1,795.67
Electricity—Heating	41.58	
Gas—Cooking and Lighting	450.87	417.43
Water	6,602.68	6,744.86
Repairs to Office Equipment	42.75	19.75
Repairs to Furniture and Fixtures	19.22	64.24
Repairs to Laundry Equipment	74.20	49.39
Repairs to Machinery and Tools ..	248.23	401.92
Repairs to Autos and Trucks	202.32	146.91
Repairs to Instruments and Apparatus		.25
Repairs to Lighting and Power Equipment	3.50	
Repairs to Refrigerating Equipment	1,157.44	159.30
Repairs to Miscellaneous Equipment	10.10	20.80
Repairs to Clothing	2.75	
Repairs to Household Equipment ..	373.89	216.20
Repairs to Farm Tools	20.26	10.37
Repairs to Heating Equipment	155.57	4,670.07
Repairs to Buildings	5,088.67	4,658.19
Repairs to Roads	297.90	257.25
Repairs to Musical Instruments ..	21.60	14.25
Repairs to Plumbing	6.04	.53
Dry Cleaning and Dyeing	1.00	1.00
Burials		45.50
Wrapping and Packing Supplies ..		23.49

THE DEPARTMENT OF FINANCE

39

Character and Object	Year Ending June 30, 1938	Year Ending June 30, 1937
Office Supplies	381.10	415.50
Drafting and Photographic55	15.79
Confections, Tobacco, etc.	2,018.37	1,227.64
Beverages	1,895.59	1,877.16
Cereal Food Products and Cereals	1,867.79	2,456.12
Condiments, Flavors and Pickles	583.04	588.62
Dairy Products	18,981.15	19,466.35
Fats and Oils	2,444.26	2,253.54
Fresh Fruits and Nuts	3,980.12	4,037.88
Meat, Fish, and Fowl	15,523.33	18,149.37
Saccharine Products	605.08	842.07
Vegetables, Fresh	2,477.59	5,096.17
Stable and Animal Supplies	102.35	564.15
Salt	157.16	116.85
Animal Poultry Foods and Forage	11,567.50	11,008.95
Flour and Meal	7,303.75	9,738.95
Eggs	2,034.10	1,931.64
Miscellaneous Provisions	3,890.87	3,700.21
Canned and Dried Fruits	1,380.61	650.77
Canned and Dried Vegetables	3,742.41	3,569.82
Sugar	3,876.08	4,299.16
Gasoline	1,651.40	1,662.46
Coke, Wood, Fuel Oil, etc.	35,874.31	36,534.03
Coal	2,413.96	2,096.71
Grease and Tallow for Making Soap		226.62
Oils and Lubricants	227.37	248.77
Dry Goods and Notions	413.78	481.83
Clothing	5,400.49	7,387.35
Cleaning Supplies	866.47	295.74
House Furnishings	6,152.04	6,551.89
Refrigerating Supplies	33.75	60.73
Miscellaneous Toilet Goods	220.62	254.30
Laundry Supplies	1,345.84	960.22
Household Supplies	2,360.85	2,025.51
Engine Room and Mechanical Supplies	1,367.42	1,036.75
Minor Equipment	8.94	12.20
Hand Tools	324.63	257.16
Building Supplies	81.14	11.38
Construction Supplies		3.15
Motor Vehicle Supplies	57.29	201.27
Fire Extinguishing Supplies	4.71	477.65
Books	25.93	128.35
Medical Supplies	1,107.15	1,298.44
Optical Supplies	171.92	61.75
Laboratory Supplies	119.07	136.67
Dental Supplies	263.98	257.39
Surgical Supplies	300.38	138.62
Industrial Supplies	314.96	138.19
Plumbing Supplies	663.70	593.70
Electrical Supplies	1,409.72	674.84
Recreational Supplies	67.58	19.01
Horticultural and Park Supplies	238.60	387.23
Agricultural Supplies	1,321.18	1,024.33
Miscellaneous Supplies	134.08	54.68
Dairy Supplies	15.08	5.30
Piggery Supplies	3.79	19.97
Hennery Supplies	33.52	47.98
Hardware Parts	477.02	331.68

THIRD BIENNIAL REPORT OF

Character and Object	Year Ending June 30, 1938	Year Ending June 30, 1937
Electrical Parts	148.02	7.88
Steam Fitting Parts	739.71	219.31
Laundry Parts	44.29	73.07
Household Parts	74.88	174.76
Refrigerating Equipment Parts	140.60	18.07
Office Equipment Parts		1.00
Engineering and Scientific Equipment Parts	13.45	63.77
Medical Parts70
Laboratory Equipment Parts		87.00
Plumbing Parts	714.16	365.98
Heat, Light, and Mechanical Unit Parts	538.84	177.39
Motor Vehicle Parts	470.30	73.71
Construction and Motor Vehicle Parts70	
Educational and Recreational Equipment Parts	15.84	30.40
Agricultural and Park Equipment Parts	310.62	274.56
Miscellaneous Parts and Fittings	62.28	
Lumber and Wood Products	1,107.44	1,166.98
Explosives54
Masonry	187.69	59.86
Road Materials	815.80	976.57
Aggregate Materials and Stone	54.50	1.18
Structural Metals	98.09	389.42
Wire Fencing	23.52	11.88
Clay Products	129.45	58.48
Paints, Oils, and Glass	1,920.76	1,840.07
Fiber and Textile Products	305.65	249.91
Hides, Pelts, and Leather	51.13	61.29
Cement	287.83	263.98
Miscellaneous Materials	615.04	477.60
Rent of Land	125.00	125.00
Insurance on Equipment	5.00	294.44
Employees Bonds	5.00	5.00
Employees Compensation	775.11	390.28
Automobile Insurance	64.23	78.05
Newspapers	63.50	60.50
Periodical Subscriptions	106.50	64.30
Furniture and Equipment	220.87	15.20
Household Equipment	960.47	451.17
Laundry Equipment	5,326.00	
Lighting Equipment	30.00	
Medical Equipment		6.75
Dental Equipment	12.53	
Motor Vehicle Equipment		393.34
Heat, Light, Power, and Mechanical Equipment	302.05	
Livestock not for Slaughter	790.00	524.60
Other Agricultural and Horticultural Equipment	883.80	45.00
Livestock for Slaughter	81.09	
	\$ 416,416.32	\$ 407,772.12
Heating Plant Additions:		
Building and Fixed Equipment		44,966.02
Patients' Building:		
Freight, Express, and Drayage	7.26	
House Furnishings	416.03	
Plumbing Supplies	1.25	
Hardware Parts	20.29	
Household Parts	117.40	
Furniture and Equipment		136.05

THE DEPARTMENT OF FINANCE

41

Character and Object	Year Ending June 30, 1938	Year Ending June 30, 1937
Household Equipment	14,626.58	380.40
Building and Fixed Equipment	48,957.09	287,102.19
Educational and Recreational Equipment Parts	13.05	
	<hr/>	<hr/>
	\$ 64,158.95	\$ 287,618.64
Garage and Storage Buildings:		
Building and Fixed Equipment	11,460.99	

BANGOR STATE HOSPITAL

Regular Salaries	151,273.69	143,155.34
Temporary Salaries	8,090.07	4,952.55
Clergy	400.00	439.00
Choir Services	429.00	143.00
Dental Services		77.37
Optical Services	338.90	173.67
Post Office Box Rental	8.00	20.00
Stamps, Parcel Post, etc.	810.66	621.81
Telephone Service	1,355.50	1,285.32
Telephone Tolls	65.09	63.28
Telegrams and Cables32	
Freight, Express, and Drayage	472.02	468.28
Trucking	4.28	.95
Railway Fare	42.95	86.80
Pullman and Parlor Car Fare	1.50	8.50
Car Fares and Tolls25	
Taxi and Vehicle Hire	6.85	2.90
Automobile Mileage	175.20	191.80
Hotel Room or Lodging	1.00	20.00
Meals	14.55	26.90
Blacksmith Services	76.40	111.35
Forage and Livery Animals	68.29	61.74
Veterinary Services	95.20	77.00
Cleaning and Lubricating Motor Vehicles	6.40	
Care and Storage of Materials and Equipment ..	3.00	
Printing	364.29	544.86
Photostating and Blueprinting		5.25
Newspaper and Magazine Advertising	15.43	.90
Printing, Advertising, and Publicity Matter72	.81
Light	2,045.89	1,747.61
Electricity—Power	2,777.25	2,410.97
Gas—Cooking and Lighting	961.96	921.02
Water	2,448.53	2,622.46
Ice	1.00	.50
Repairs to Office Equipment	54.15	604.73
Repairs to Laundry Equipment	81.32	61.51
Repairs to Machinery and Tools	60.64	42.74
Repairs to Autos and Trucks	114.11	172.78
Repairs to Instruments and Apparatus	28.51	24.14
Repairs to Lighting and Power Equipment	114.15	132.76
Repairs to Refrigerating Equipment	49.83	4.90
Repairs to Miscellaneous Equipment	51.61	57.61
Repairs to Clothing45	5.13
Repairs to Household Equipment	431.01	150.27
Repairs to Farm Implements	36.54	34.43
Repairs to Heating Equipment	8.00	33.40
Repairs to Buildings	722.25	1,391.55

THIRD BIENNIAL REPORT OF

Character and Object	Year Ending June 30, 1938	Year Ending June 30, 1937
Repairs to Sewers and Drains		122.71
Repairs to Roads	235.07	180.12
Repairs to Musical Instruments	5.59	17.81
Repairs to Plumbing	75.55	
Cleaning and Painting Interior Buildings and Furnishings	7.50	12.00
Miscellaneous Cleaning and Painting Services ..		12.00
Entertainment Services	1,198.50	1,469.10
Office Supplies	337.78	276.23
Confections, Tobacco, etc.	1,071.19	1,676.94
Beverages	2,170.44	2,117.88
Cereal Food Products	1,373.77	1,386.02
Condiments, Flavors and Pickles	408.03	367.22
Dairy Products	34,484.73	34,292.67
Fats and Oils	2,905.39	3,301.70
Fresh Fruits and Nuts	2,626.29	3,285.05
Meat, Fish and Fowl	23,335.57	21,863.96
Saccharine Products	930.13	819.42
Fresh Vegetables	2,875.33	5,424.05
Salt	138.40	146.51
Flour and Meal	6,580.18	5,854.18
Eggs	4,416.92	4,714.28
Miscellaneous Provisions	851.79	1,566.77
Canned and Dried Fruits	2,340.70	2,589.79
Canned and Dried Vegetables	4,312.09	4,481.96
Sugar	3,706.14	3,712.85
Gasoline	422.52	492.19
Coke, Wood, Fuel Oil, etc.	322.25	346.78
Coal	30,494.30	24,932.71
Oils and Lubricants	85.08	96.75
Dry Goods and Notions	384.71	914.82
Clothing	6,649.42	7,677.20
Cleaning Supplies	1,085.01	1,023.25
House Furnishings Supplies	346.31	446.32
Refrigerating Supplies	224.47	16.17
Miscellaneous Toilet Goods	85.98	68.66
Laundry Supplies	1,236.30	1,898.92
Household Supplies	10,203.42	8,513.73
Engine Room and Mechanical Supplies	158.22	80.49
Minor Equipment	127.49	54.11
Hand Tools	149.07	208.72
Building Supplies	101.01	177.63
Construction Supplies	25.61	1.63
Motor Vehicle Supplies	78.56	16.69
Fire Extinguishing Supplies		3.18
Books	32.03	40.02
Medical Supplies	2,064.64	1,069.81
Chemical Supplies		84.41
Optical Supplies	6.97	58.81
Laboratory Supplies	7.28	
Dental Supplies	205.00	237.97
Surgical Supplies	178.53	335.66
Industrial Supplies	765.38	592.19
Plumbing Supplies	37.29	50.53
Electrical Supplies	663.63	387.11
Educational Supplies		2.00
Recreational Supplies	262.18	228.96
Horticultural and Park Supplies	188.67	97.70

THE DEPARTMENT OF FINANCE

Character and Object	Year Ending June 30, 1938	Year Ending June 30, 1937
Agricultural Supplies	26.98	129.34
Miscellaneous Supplies	21.92	96.09
Piggery Supplies	18.87	14.70
Farm Produce Supplies	1,224.13	1,005.24
Hardware Parts	338.49	511.03
Electrical Parts	70.86	259.96
Steam Fitting Parts	106.11	250.60
Laundry Parts	251.95	105.93
Household Parts	318.00	319.51
Refrigerating Equipment Parts	86.59	70.25
Medical Parts	13.59	
Surgical Parts	1.03	
Dental Parts		13.50
Plumbing Parts	338.19	729.43
Heat, Light, Power and Mechanical Parts	857.72	538.75
Motor Vehicle Parts	108.99	89.89
Construction Equipment Parts		6.60
Educational and Recreational Equipment Parts	7.00	53.65
Agricultural and Park Equipment Parts	142.58	37.57
Other Parts and Fittings	3.11	91.99
Lumber and Wood Products	700.56	953.07
Masonry and Road Materials	115.56	117.05
Road Materials	31.38	29.70
Aggregate Materials and Stone	31.95	29.95
Structural Metals		1.82
Clay Products	328.93	104.02
Paints, Oils, and Glass	1,127.30	1,112.27
Cement	197.09	58.15
Miscellaneous Materials	238.87	919.98
Plant Machinery and Equipment	15.00	15.00
Insurance on Equipment	27.63	198.73
Employees Bonds	5.00	5.00
Automobile Insurance	32.12	29.27
Newspaper Subscriptions	106.50	100.00
Periodical Subscriptions	47.40	60.55
Commissions, Notaries, Justices, etc.		6.00
Accident Compensation to Employees	99.00	522.00
Furniture and Equipment	42.61	59.50
Laundry Equipment	2,168.96	
Refrigerating Equipment	415.70	111.60
Household Equipment	1,284.53	5,068.89
Snow Equipment		77.17
Lighting Equipment	49.34	42.11
Medical Equipment	20.55	93.67
Dental Equipment	14.37	30.44
Surgical Equipment	137.57	
Laboratory Equipment	2.10	
Motor Vehicle Equipment	725.41	
Construction Equipment	480.37	27.72
Road Equipment—Snow Fence	2.86	6.37
Heat, Light, Power, and Mechanical Equipment	360.69	9.70
Livestock not for Slaughter	510.00	
Other Agricultural and Horticultural Equipment	10.34	15.90
Miscellaneous Equipment		91.01
Building and Fixed Equipment		2,204.00
	<hr/>	<hr/>
	\$ 340,350.95	\$ 329,228.90

THIRD BIENNIAL REPORT OF

Character and Object	Year Ending June 30, 1938	Year Ending June 30, 1937
Remodeling Heating Plant		
Building and Fixed Equipment		997.66
Female Dormitory Wing		
Household Supplies		272.20
Hardware Parts	40.50	
Electrical Parts		35.57
Household Equipment	2,312.13	6,738.24
Buildings and Fixed Equipment	38,168.36	267,149.41
	<hr/>	<hr/>
	\$ 40,520.99	\$ 274,195.42
 Nurses, Home		
Household Supplies	585.00	80.00
Hardware Parts	69.88	
Household Equipment		5,914.29
Building and Fixed Equipment	179.16	117,360.56
	<hr/>	<hr/>
	\$ 834.04	\$ 123,354.85

CENTRAL MAINE SANATORIUM

Regular Salaries	69,432.30	66,445.82
Temporary Salaries	7,086.79	8,846.57
Stamps, Parcel Post, etc.	123.00	180.00
Telephone Service	983.53	956.58
Telephone Tolls	454.78	517.20
Telegrams and Cables	16.89	72.07
Freight, Express, and Drayage	194.22	172.91
Trucking	493.73	956.45
Railway Fares		22.55
Automobile Mileage	26.45	50.00
Taxi and Vehicle Hire		75.75
Meals85	13.05
Medical Services	966.00	750.00
Surgical Services	1,900.00	1,820.00
Dental Services	884.00	673.00
Optical Services	47.00	107.50
Transportation of Persons		18.00
Veterinary Services		1.25
Binding	3.50	19.25
Electricity—Light	3,061.04	3,833.95
Electricity—Power	1,840.28	1,646.70
Water	1,168.18	1,136.58
Ice		12.30
Repairs to Office Equipment	31.22	17.50
Repairs to Furniture and Fixtures	78.70	145.23
Repairs to Machinery and Tools	3.17	8.35
Repairs to Automobiles and Trucks	77.19	185.65
Repairs to Instruments and Apparatus	312.82	208.52
Repairs to Lighting and Power Equipment	10.16	83.27
Repairs to Refrigerating Equipment	181.10	262.28
Repairs to Miscellaneous Equipment	49.18	52.92
Repairs to Household Equipment	764.66	673.58
Repairs to Heating Equipment	323.75	224.91
Repairs to Buildings	132.97	184.70
Repairs to Roads	182.09	68.50
Repairs to Plumbing	21.25	182.24
Laundry Services	8,569.81	7,852.54

THE DEPARTMENT OF FINANCE

45

Character and Object	Year Ending June 30, 1938	Year Ending June 30, 1937
Cleaning and Painting Exterior Buildings and Structures	57.15	
Waste Removal		5.00
Entertainment Services	458.00	512.50
Dry Goods and Notions	3.00	
Office Supplies	297.48	352.57
Beverages	821.71	573.45
Cereal Food Products	805.28	838.64
Condiments, Flavors and Pickles	1,060.06	917.70
Dairy Products	15,493.49	15,582.36
Fats and Oils	765.16	915.67
Fresh Fruits and Nuts	2,332.99	2,456.65
Meat, Fish, and Fowl	14,202.53	15,794.63
Saccharine Products	49.28	225.11
Fresh Vegetables	2,066.43	3,468.81
Salt	22.44	29.19
Flour and Meal	960.45	1,233.14
Eggs	4,113.58	3,259.46
Miscellaneous Provisions	763.82	663.39
Canned and Dried Fruits	1,853.74	637.23
Canned and Dried Vegetables	1,322.77	1,617.86
Sugar	916.95	781.94
Gasoline	164.72	200.24
Coke, Wood, Fuel Oil, etc.	467.83	1,426.10
Coal	10,306.58	8,047.50
Motor Vehicle Supplies		49.50
Dry Goods and Notions	1,566.44	1,959.71
Cleaning Supplies	1,065.79	822.91
House Furnishings		7.00
Household Supplies	1,734.27	1,794.30
Hand Tools	11.65	24.47
Building Supplies		1.25
Motor Vehicle Supplies55	13.92
Medical Supplies	5,367.61	6,063.14
Laboratory Supplies	1,364.32	1,539.39
Dental Supplies	46.44	43.13
Surgical Supplies	1,030.09	802.53
Plumbing Supplies	302.87	461.62
Electrical Supplies	425.55	536.46
Educational Supplies	5.95	11.87
Recreational Supplies	46.63	36.74
Horticultural and Park Supplies	181.76	35.80
Fish and Game Supplies		1.04
Miscellaneous Supplies	15.63	116.72
Hardware Parts	180.42	98.08
Household Parts	15.80	
Miscellaneous Parts and Fittings		19.03
Lumber and Wood Products	278.52	69.29
Road Materials		50.00
Paints, Oils, and Glass	360.00	574.77
Cement85	
Office Equipment Rent	3.75	
Automobile Insurance	13.44	18.53
Newspaper Subscriptions	6.00	5.00
Periodicals	36.50	29.50
Miscellaneous	10.00	
Accident Compensation for Employees	222.45	
Furniture and Equipment	75.50	58.50

THIRD BIENNIAL REPORT OF

Character and Object	Year Ending June 30, 1938	Year Ending June 30, 1937
Engineering and Scientific Instruments	33.44	
Laundry Equipment	33.05	
Recreational Equipment		21.27
Industrial Equipment		1.35
Household Equipment	2,512.34	1,687.15
Medical Equipment	40.99	185.85
Surgical Equipment	289.14	339.19
Dental Equipment		9.92
Laboratory Equipment		52.33
Other Agricultural and Horticultural Equipment	355.95	11.25
Miscellaneous Equipment	21.35	16.44
Buildings and Fixed Equipment	6,489.27	1,001.99
Trees, Shrubs, and Other Non-structural Improve- ments		112.13
	<hr/>	<hr/>
	\$ 182,870.36	\$ 176,699.88
Employees Dormitory		
Building and Fixed Equipment	35,468.79	

MAINE SCHOOL FOR THE DEAF

Regular Salaries	30,172.76	28,917.78
Temporary Salaries	79.86	140.00
Temporary Wages	10.00	
Architects and Engineers	1.00	
Stamps, Parcel Post, etc.	17.57	70.76
Telephone Service	108.00	108.00
Telephone Tolls	20.05	16.20
Telegrams and Cables	12.43	9.04
Freight, Express, and Drayage	4.59	36.23
Trucking	14.35	18.04
Railway Fares		1.90
Car Fares and Tolls	6.40	6.60
Hospital and Dental Services	597.48	329.30
Medical Services	319.00	107.00
Dental Services	20.00	
Optical Services	41.95	113.10
Transportation of Persons	8.30	5.70
Care and Storage of Materials and Equipment	2.45	14.79
Electricity—Light	573.22	589.24
Electricity—Power	197.48	173.00
Electricity—Heating	40.64	38.60
Gas—Cooking and Lighting	50.43	44.25
Gas—Other	289.28	310.20
Water	433.01	413.45
Repairs to Furniture and Fixtures	82.26	
Repairs to Laundry Equipment		64.44
Repairs to Machinery and Tools	6.50	25.81
Repairs to Instruments and Apparatus	9.90	
Repairs to Lighting and Power Equipment	34.87	53.22
Repairs to Refrigerating Equipment	23.80	7.24
Repairs to Miscellaneous Equipment	148.65	4.20
Repairs to Clothing	7.40	5.55
Repairs to Household Equipment	155.61	42.97
Repairs to Heating Equipment	69.89	10.91
Repairs to Buildings	450.58	200.95
Repairs to Sidewalks	101.00	

THE DEPARTMENT OF FINANCE

47

Character and Object	Year Ending June 30, 1938	Year Ending June 30, 1937
Repairs to Sewers and Drains	15.00	35.42
Repairs to Musical Instruments	6.00	7.25
Repairs to Plumbing	5.20	18.30
Laundry Services	6.13	25.23
Cleaning and Painting Interior Buildings and Furnishings	1,056.77	528.90
Waste Removal	104.20	105.20
Miscellaneous Cleaning and Painting Service ...	30.95	60.00
Dry Cleaning and Dyeing	19.84	18.65
Entertainment Services	60.25	22.75
Office Supplies	55.44	17.35
Confections, Tobacco, etc.	6.25	
Beverages	112.12	97.62
Cereal Food Products	1,076.73	996.49
Condiments, Flavors, and Pickles	100.99	89.62
Dairy Products	3,207.66	3,031.80
Fats and Oils	87.58	110.04
Fresh Fruits and Nuts	332.20	281.05
Meat, Fish, and Fowl	1,205.73	1,186.70
Saccharine Products	112.37	154.44
Fresh Vegetables	332.54	484.35
Salt	5.42	3.05
Flour and Meal	64.43	39.59
Eggs	233.48	257.78
Miscellaneous Provisions	36.93	18.54
Canned and Dried Fruits	263.91	246.44
Canned and Dried Vegetables	220.82	305.52
Sugar	108.83	159.76
Gasoline61	
Coke, Wood, Fuel Oil, etc.	180.83	141.08
Coal	3,488.14	1,931.61
Oils and Lubricants	2.93	4.12
Dry Goods and Notions	328.61	109.74
Clothing	60.68	58.90
Cleaning Supplies	364.23	148.03
House Furnishings	277.19	228.52
Miscellaneous Toilet Goods	11.16	2.06
Laundry Supplies	104.99	77.88
Household Supplies70	
Minor Equipment	106.60	1.04
Hand Tools and Minor Equipment	89.12	137.66
Building Supplies	1.41	
Construction Supplies	1.96	
Fire Extinguishing Equipment	4.25	5.65
Books	47.36	95.71
Medical Supplies	74.55	113.92
Optical Supplies		6.35
Industrial Supplies	2.61	27.51
Plumbing Supplies	2.59	4.78
Electrical Supplies	65.90	82.50
Educational Supplies	148.57	174.67
Recreational Supplies	11.01	9.17
Horticultural and Park Supplies	7.83	11.76
Agricultural Supplies	4.25	
Miscellaneous Supplies	163.78	64.15
Hardware Parts	25.45	6.80
Steam Fitting Parts	14.83	.65
Laundry Parts	57.65	12.50

THIRD BIENNIAL REPORT OF

Character and Object	Year Ending June 30, 1938	Year Ending June 30, 1937
Household Parts	200.63	16.81
Plumbing Parts		33.01
Heat, Light, Power, and Mechanical Equipment Parts	79.14	40.99
Educational and Recreational Equipment Parts75	16.15
Miscellaneous Parts and Fittings	17.07	8.27
Lumber and Wood Products	333.57	8.88
Structural Metal	19.95	
Paints, Oils, and Glass	402.86	298.92
Hides, Pelts, and Leather		4.33
Fiber and Textile Products	17.13	
Printing and Binding Materials	44.66	52.48
Miscellaneous Materials	19.14	3.19
Cobblers' Supplies50	
Insurance on Equipment		300.00
Employees Compensation	4.86	153.90
Periodicals Subscriptions	57.05	25.60
Miscellaneous Subscriptions	26.40	
Accident Compensation to Employees	302.94	
Furniture and Equipment	55.00	
Laundry Equipment		295.00
Recreational Equipment		78.31
Educational Equipment	234.00	
Industrial Equipment		28.00
Household Equipment	612.20	124.10
Miscellaneous Equipment		64.44
	\$ 51,056.12	\$ 45,188.95

MAINE STATE PRISON

Regular Salaries	83,176.49	76,051.48
Temporary Salaries	712.01	1.50
Temporary Wages	10.00	.35
Attorneys Fees	42.00	
Clergy	519.00	594.00
Medical Services	9.62	
Legal Fees78
Miscellaneous Expenses	5.00	
Post Office Box Rental	6.00	5.80
Stamps, Parcel Post, etc.	1,043.10	985.88
Telephone Service	207.75	213.40
Telephone Tolls	417.70	436.86
Telegrams and Cables56	5.59
Freight, Express, and Drayage	495.66	809.35
Trucking	175.00	
Railway Fares	340.77	493.32
Pullman and Parlor Car Fare	1.25	1.20
Car Fare and Tolls	110.20	105.81
Taxi and Vehicle Hire		3.11
Automobile Mileage	1,740.45	1,485.50
Hotel Room or Lodging	213.95	259.75
Meals	591.65	965.64
Gratuities	5.40	60.05
Clothing Persons	3.00	
Medical Services	28.00	
Surgical Services	847.50	96.00
Dental Services	255.56	141.90

THE DEPARTMENT OF FINANCE

49

Character and Object	Year Ending June 30, 1938	Year Ending June 30, 1937
Optical Services	508.75	167.75
Transportation of Persons	5.00	
Blacksmith Services		28.25
Forage and Livery—Animals	47.36	50.00
Veterinary Services	104.70	40.00
Storage of Motor Vehicles		3.75
Printing		31.86
Restoring Records	1.03	
Newspaper and Magazine Advertising		2.00
Heating	7.21	
Electricity—Light	2,741.02	2,480.66
Electricity—Power	508.13	524.74
Electricity—Heating	1.40	
Water	2,862.97	2,791.53
Ice	41.50	30.69
Repairs to Office Equipment	16.67	59.15
Repairs to Machinery and Tools	27.65	147.57
Repairs to Automobiles and Trucks	196.72	391.79
Repairs to Lighting and Power Equipment	195.73	
Repairs to Refrigerating Equipment	3.00	17.25
Repairs to Miscellaneous Equipment	197.02	633.96
Repairs to Household Equipment	6.75	15.19
Repairs to Farm Implements and Tools	4.50	15.20
Repairs to Heating Equipment	195.00	102.25
Repairs to Buildings	494.93	279.32
Repairs to Musical Instruments	6.95	4.40
Repairs to Plumbing	4.68	
Cleaning and Painting Interior Buildings	41.00	
Miscellaneous Cleaning and Painting Services ..	8.00	
Entertainment Services	631.00	617.50
Burials	495.00	160.00
Wrapping and Packing Supplies	51.72	49.06
Office Supplies	405.95	378.43
Confections, Tobacco, etc.	3,227.24	2,906.79
Beverages	1,480.19	1,539.45
Cereal Food Products	790.39	726.36
Condiments, Flavors, and Pickles	578.70	353.24
Dairy Products	1,172.04	1,713.05
Fats and Oils	946.46	670.99
Fresh Fruits and Nuts	169.03	167.39
Meat, Fish, and Fowl	5,930.97	4,510.76
Saccharine Products	1,194.90	94.51
Vegetables	830.00	1,084.34
Stable and Animal Supplies		40.20
Salt	114.39	100.16
Animal Feed	8,967.70	10,649.23
Flour and Meal	2,537.26	1,319.69
Eggs	16.80	
Miscellaneous Provisions	33.57	
Canned and Dried Fruits	198.56	36.69
Canned and Dried Vegetables	528.84	824.75
Sugar	1,128.98	1,968.45
Gasoline	3,044.87	2,301.55
Coke, Wood, Fuel Oil, etc.	643.91	422.43
Coal	10,382.41	11,471.14
Oils and Lubricants	300.57	422.17
Dry Goods and Notions	191.10	15.84
Clothing	3,854.76	3,199.53

THIRD BIENNIAL REPORT OF

Character and Object	Year Ending June 30, 1933	Year Ending June 30, 1937
Cleaning Supplies	1,615.70	1,810.24
House Furnishings	787.34	625.95
Refrigerating Supplies	5.46	
Miscellaneous Toilet Goods	476.38	257.71
Laundry Supplies	18.77	10.00
Household Supplies	717.78	235.69
Minor Equipment	434.18	472.20
Hand Tools	800.62	242.86
Building Supplies	425.94	610.32
Construction Supplies		40.38
Motor Vehicle Supplies	554.98	778.01
Fire Extinguishing Supplies	318.50	
Medical Supplies	1,000.92	578.24
Chemical Supplies	5.25	4.00
Dental Supplies	47.50	43.35
Industrial Supplies	12,572.08	19,878.15
Plumbing Supplies	902.94	1,281.69
Electrical Supplies	837.46	891.50
Educational Supplies	19.05	20.76
Recreational Supplies	65.52	125.97
School Supplies		2.52
Horticultural and Park Supplies	10.70	5.15
Agricultural Supplies	424.63	286.17
Miscellaneous Supplies	611.11	799.86
Potato Tags	839.57	
Piggery Supplies		12.15
Hennery Supplies	617.14	37.90
Farm Produce Supplies	1,100.53	1,347.19
Steam Fitting Parts	4.51	
Electrical Parts	1.25	
Household Parts	22.00	35.83
Plumbing Parts	42.68	84.71
Heat, Light, Power, and Mechanical Unit Parts	713.07	170.89
Motor Vehicle Parts	646.34	549.86
Office Equipment Parts	3.00	
Medical Parts	3.00	
Educational and Recreational Equipment Parts	109.96	
Agricultural and Park Equipment Parts	134.18	99.37
Miscellaneous Parts and Fittings	664.89	834.55
Lumber and Wood Products	9,416.34	7,404.77
Explosives	20.00	
Aggregate Materials and Stone		48.00
Structural Metals	354.83	82.77
Clay Products	19.60	33.50
Paints, Oils, and Glass	4,796.19	5,593.08
Fiber and Textile Products	10,383.00	11,092.24
Hides, Pelts, and Leather	10,011.85	18,309.75
Cement	39.60	214.46
Printing and Binding Materials	35.96	54.12
Flags	22.49	3.88
Ammunition	81.68	
Cobblers' Supplies	153.51	151.64
Rent of Land	340.00	373.00
Plant Machinery and Equipment	47.50	47.50
Insurance on Equipment		3.00
Employees Bonds	15.00	5.00
Automobile Insurance	85.65	101.44
Newspapers	10.00	1.00

THE DEPARTMENT OF FINANCE

51

Character and Object	Year Ending June 30, 1938	Year Ending June 30, 1937
National Associations		69.06
Commissions, Notaries, Justices, etc.	1.00	
Criminal Apprehension Rewards	95.15	
Allowance to Discharged Prisoners	1,290.00	1,220.00
Furniture and Equipment	161.15	27.20
Laundry Equipment	33.00	
Recreational Equipment		30.00
Industrial Equipment	1,401.52	561.32
Household Equipment	332.95	363.43
Medical Equipment		63.63
Surgical Equipment	1.47	
Dental Equipment	14.08	3.48
Motor Vehicle Equipment	1,171.20	485.00
Heat, Light, Power, and Mechanical Equipment	249.48	176.50
Livestock not for Slaughter	65.00	1,031.75
Other Agricultural and Horticultural Equipment	522.04	252.58
Livestock for Slaughter	276.00	
Miscellaneous Equipment	186.10	65.04
Building and Fixed Equipment	575.12	1,607.42
Land Purchased		4,500.00
	\$ 218,795.99	\$ 224,426.51

Equipment for Manufacture of License Plates

Temporary Salaries		10.70
Freight, Express and Drayage		36.37
Automobile Mileage		9.30
Repairs to Miscellaneous Equipment		14.83
Automobile Plates, Regular	3,465.62	
Industrial Supplies	189.00	
Miscellaneous Supplies	18.33	
Aggregate Materials and Stone		55.04
Recreational Equipment36
Industrial Equipment	2,178.00	4,452.84
	\$ 5,850.95	\$ 4,579.44

Manufacture of License Plates

Temporary Wages	1.50	80.00
Freight, Express, and Drayage	117.79	70.31
Car Fares and Tolls	1.20	
Automobile Mileage		29.50
Meals	7.80	
Repairs to Machinery and Tools		20.80
Repairs to Lighting and Power Equipment	32.00	
Repairs to Miscellaneous Equipment	187.88	229.55
Repairs to Household Equipment		161.50
Automobile Plates—Regular	6,216.78	16,864.24
Wrapping and Packing Supplies	1,841.22	1,541.30
Gasoline	3.13	
Oils and Lubricants	12.51	
Cleaning Supplies	47.14	42.86
Minor Equipment	1,149.33	21.39
Chemical Supplies	22.19	4.12
Industrial Supplies	1,043.80	333.05
Electrical Supplies		1.25
Miscellaneous Supplies	716.50	20.91
Miscellaneous Parts and Fittings	37.60	65.08
Paints, Oils, and Glass	2,426.67	3,107.22

THIRD BIENNIAL REPORT OF

Character and Object	Year Ending June 30, 1938	Year Ending June 30, 1937
Furniture and Equipment	CR 91.30	
Industrial Equipment	159.54	297.23
Livestock for Slaughter	100.00	
Building and Fixed Equipment	91.30	
	<hr/>	<hr/>
	\$ 14,124.58	\$ 22,890.31
Addition to Cell Block		
Repairs to Buildings		42.62
Electrical Supplies		94.38
Plumbing Parts		4.19
Structural Metals		56.71
Building and Fixed Equipment	5,194.42	
	<hr/>	<hr/>
	\$ 5,194.42	\$ 197.90

NORTHERN MAINE SANATORIUM

Regular Salaries	41,700.69	40,574.02
Temporary Salaries	1,755.79	993.89
Temporary Wages		16.50
Post Office Box Rental	26.00	6.00
Stamps, Parcel Post, etc.	200.00	220.61
Telephone Service	604.61	575.12
Telephone Tolls	46.40	40.30
Telegrams and Cables	18.10	26.87
Freight, Express, and Drayage	563.59	554.60
Trucking	1,186.99	1,170.76
Railway Fares	65.95	54.90
Taxi and Vehicle Hire70	
Automobile Mileage	97.06	98.76
Hotel Room or Lodging	3.50	16.75
Meals	8.15	5.45
Gratuities50	
Surgical Services	75.00	115.00
Dental Services	277.50	417.50
Optical Services		32.50
Transportation of Persons		20.25
Care and Storage of Materials and Equipment ..	14.00	14.00
Barber Services	257.25	297.65
Diplomas50	
Electricity—Light	1,663.43	1,901.86
Electricity—Power	4,662.46	5,273.26
Repairs to Office Equipment	45.00	8.06
Repairs to Furniture and Fixtures	1.00	15.50
Repairs to Laundry Equipment		2.00
Repairs to Machinery and Tools	2.50	
Repairs to Instruments and Apparatus	43.05	3.90
Repairs to Lighting and Power Equipment	41.40	34.00
Repairs to Refrigerating Equipment	19.00	2.70
Repairs to Miscellaneous Equipment		101.79
Repairs to Clothing		2.50
Repairs to Household Equipment	16.65	11.60
Repairs to Heating Equipment	213.69	43.24
Repairs to Buildings	100.35	163.52
Repairs to Sewers and Drains		19.05
Repairs to Roads		548.33
Repairs to Musical Instruments		6.00
Repairs to Plumbing		2.60

THE DEPARTMENT OF FINANCE

53

Character and Object	Year Ending June 30, 1938	Year Ending June 30, 1937
Cleaning and Painting Interior Buildings and Furnishings	495.32	483.60
Cleaning and Painting Exterior Buildings and Structures	484.55	690.00
Dry Cleaning and Dyeing	8.20	5.25
Plumbing Inspections	26.00	8.50
Spraying, Treating, and Pruning Trees	102.00	
Wrapping and Packing Supplies	25.11	3.14
Office Supplies	257.16	151.20
Confections, Tobacco, etc.	19.19	15.88
Beverages	1,234.82	1,172.41
Cereal Food Products and Cereals	256.18	248.61
Condiments, Flavors, and Pickles	214.93	313.32
Dairy Products	11,414.11	10,862.88
Fats and Oils	414.02	296.44
Fresh Fruits and Nuts	1,853.38	1,687.75
Meat, Fish, and Fowl	11,392.99	11,721.34
Vegetables, Fresh	1,160.72	1,731.20
Salt	22.41	32.74
Flour and Meal	750.28	513.84
Eggs	2,430.30	1,946.59
Miscellaneous Provisions	618.48	543.49
Canned and Dried Fruits	1,020.69	845.58
Canned and Dried Vegetables	818.30	729.47
Sugar	496.05	496.87
Gasoline	23.49	17.05
Coke, Wood, Fuel Oil, etc.	1,412.00	1,413.21
Coal	4,245.78	3,868.82
Oils and Lubricants	23.93	9.47
Dry Goods and Notions	29.64	25.72
Clothing	11.25	4.29
Cleaning Supplies	674.88	559.59
House Furnishings	1,103.99	539.51
Refrigerating Supplies		1.50
Miscellaneous Toilet Goods70	
Laundry Supplies	323.94	397.86
Household Supplies	380.35	459.09
Minor Equipment	9.31	15.50
Hand Tools	27.86	18.73
Building Supplies	1.03	19.11
Motor Vehicle Supplies		7.13
Fire Extinguishing Supplies	4.32	
Books	1.00	13.00
Medical Supplies	3,667.07	4,181.50
Chemical Supplies	152.48	137.15
Optical Supplies		2.10
Laboratory Supplies	78.15	24.48
Dental Supplies	26.02	33.40
Surgical Supplies	4.40	
Plumbing Supplies	67.73	50.73
Electrical Supplies	95.83	111.71
Educational Supplies	44.99	134.74
Recreational Supplies	936.07	800.25
Sewing Materials	3.06	2.18
Miscellaneous Supplies	3.67	14.70
Farm Produce Supplies	93.12	44.90
Hardware Parts	89.17	13.54
Electrical Parts	144.93	102.56

THIRD BIENNIAL REPORT OF

Character and Object	Year Ending June 30, 1938	Year Ending June 30, 1937
Steam Fitting Parts	25.75	81.15
Laundry Parts	7.47	18.18
Household Parts	55.04	50.87
Refrigerating Equipment Parts	38.78	10.28
Office Equipment Parts	2.50	3.14
Medical Parts	240.13	2.33
Plumbing Parts	95.50	22.82
Heat, Light, Power, and Mechanical Unit Parts	121.42	91.67
Motor Vehicle Parts		1.20
Educational and Recreational Equipment Parts		8.97
Agricultural and Park Equipment Parts54
Miscellaneous Parts and Fittings		42.12
Lumber and Wood Products	44.92	156.14
Masonry	6.50	
Road Materials	35.24	26.68
Aggregate Materials and Stone		21.34
Structural Metals	345.00	4.24
Wire Fencing	11.76	13.11
Paints, Oils, and Glass	426.65	323.95
Fiber and Textile Products	1.70	74.17
Cement	30.00	60.95
Miscellaneous Materials	355.61	330.47
Building and Office Rent	120.00	120.00
Rent of Land	1.00	1.00
Insurance on Equipment	10.71	
Employees Compensation		44.00
Automobile Insurance		9.76
Newspapers	1.50	6.25
Periodicals	19.80	15.25
National Associations	5.00	5.00
Commissions, Notaries, Justices, etc.		5.00
Furniture and Equipment	159.45	54.32
Laundry Equipment	6.92	3.15
Educational Equipment	1.00	
Recreational Equipment		2.00
Household Equipment	472.14	403.74
Medical Equipment	92.68	127.86
Heat, Light, Power, and Mechanical Equipment	117.25	74.97
Miscellaneous Equipment	10.78	
Other Agricultural and Horticultural Equipment	480.40	
Buildings and Fixed Equipment	62.51	1,795.42
Trees, Shrubs, and Non-Structural Improvements		39.99
	\$ 106,311.27	\$ 104,916.99
Remodeling Heating Plant		
Building and Fixed Equipment		527.92

POWNAL STATE SCHOOL

Regular Salaries	150,993.67	134,710.70
Temporary Salaries	749.50	197.00
Temporary Wages	4.00	5.00
Architects and Engineers	4.00	4.00
Surgical Services		200.00
Optical Services83	
Agents Fees		1.00
Legal Fees	2.00	8.00
Stamps, Parcel Post, etc.	502.29	586.52

THE DEPARTMENT OF FINANCE

55

Character and Object	Year Ending June 30, 1938	Year Ending June 30, 1937
Telephone Service	1,201.59	1,112.97
Telephone Tolls	272.00	186.23
Telegrams and Cables	20.77	19.98
Freight, Express, and Drayage	3,139.64	1,126.27
Trucking	20.39	
Railway Fares	53.20	19.90
Car Fares and Tolls	1.10	
Taxi and Vehicle Hire	52.86	67.88
Automobile Mileage	82.93	44.56
Hotel Room or Lodging	15.50	3.00
Meals	64.80	105.50
Gratuities	1.70	7.50
Medical Services	30.00	50.00
Surgical Services	300.00	210.00
Dental Services	320.84	366.72
Optical Services	163.11	497.75
Transportation of Persons	8.50	
Veterinary Services	51.87	145.67
Storage of Motor Vehicles	3.90	11.25
Care and Storage of Materials and Equipment	1.00	
Restoring Records	2.20	
Newspaper and Magazine Advertising		54.87
Repairs to Office Equipment	58.63	10.67
Repairs to Furniture and Fixtures		32.60
Repairs to Laundry Equipment	1,269.43	137.96
Repairs to Furniture and Fixtures	8.64	71.73
Repairs to Autos and Trucks	620.41	559.55
Repairs to Instruments and Apparatus	259.58	58.66
Repairs to Lighting and Power Equipment	329.64	153.38
Repairs to Refrigerating Equipment	1,173.68	30.22
Repairs to Miscellaneous Equipment	79.59	575.70
Repairs to Household Equipment	173.57	65.25
Repairs to Farm Implements and Tools	25.85	18.90
Repairs to Heating Equipment	56.00	30.90
Repairs to Buildings	839.70	445.63
Repairs to Roads	52.97	
Disinfecting Services	326.00	328.00
Dry Cleaning and Dyeing		8.80
Entertainment Services	1,083.18	1,065.65
Burials	40.00	30.00
Plumbing Inspections		10.00
Office Supplies	524.03	537.47
Confections, Tobacco, etc.	992.36	729.20
Beverages	1,195.90	1,072.46
Cereal Food Products and Cereals	4,399.03	4,177.77
Condiments, Flavors, and Pickles	351.94	213.61
Dairy Products	11,932.68	8,599.43
Fats and Oils	1,383.42	1,135.32
Fresh Fruits and Nuts	2,550.70	2,311.50
Meat, Fish, and Fowl	25,004.90	21,909.04
Saccharine Products	1,846.59	1,845.63
Vegetables, Fresh	2,390.47	613.36
Salt	163.52	92.12
Animal, Poultry Foods, and Forage	13,515.40	16,968.15
Flour and Meal	6,221.31	4,269.74
Miscellaneous Provisions	219.86	96.48
Canned and Dried Fruits	2,725.22	1,929.30
Canned and Dried Vegetables	2,093.53	1,817.18

THIRD BIENNIAL REPORT OF

Character and Object	Year Ending June 30, 1938	Year Ending June 30, 1937
Sugar	2,546.04	1,551.39
Gasoline	928.54	905.61
Coke, Wood, Fuel Oil, etc.	1,863.23	1,609.52
Coal	30,030.89	23,097.31
Oils and Lubricants	417.92	541.79
Dry Goods and Notions	3,568.76	2,890.68
Clothing	7,482.25	3,991.12
Cleaning Supplies	877.57	12.74
House Furnishings	3,307.73	2,662.63
Refrigerating Supplies	26.25	
Miscellaneous Toilet Goods	414.19	199.68
Laundry Supplies	1,135.43	1,713.91
Household Supplies	2,151.85	2,176.54
Traveling Supplies		3.25
Minor Equipment	2.35	
Hand Tools and Minor Equipment	228.65	169.47
Building Supplies	280.11	239.19
Road Signs	10.35	
Motor Vehicle Supplies	6.45	11.06
Fire Extinguishing Supplies		4.26
Medical Supplies	1,040.34	1,086.11
Chemical Supplies	239.56	454.44
Optical Supplies	.59	18.30
Laboratory Supplies	144.54	269.35
Dental Supplies	76.16	52.12
Surgical Supplies	680.10	529.64
Industrial Supplies	1,305.37	797.81
Educational Supplies	35.73	33.27
Recreational Supplies	172.00	167.37
Horticultural and Park Supplies	3.57	566.37
Agricultural, Horticultural, and Park Supplies	3,099.92	2,315.21
Other Supplies	.24	19.69
Dairy Supplies	9.00	
Piggery Supplies	7.84	5.88
Hennery Supplies	22.34	
Farm Produce Supplies	5.74	
Hardware Parts	1,384.44	1,635.56
Electrical Parts	1,217.61	1,614.51
Steam Fitting Parts	203.24	1,042.14
Laundry Parts	146.57	273.30
Household Parts	183.38	379.16
Refrigerating Equipment Parts		22.95
Office Equipment Parts	7.20	10.76
Engineering and Scientific Equipment	10.60	
Medical Parts	2.56	
Surgical Parts	48.84	12.74
Dental Parts		5.74
Laboratory Equipment Parts	5.54	15.88
Plumbing Parts	2,165.91	712.60
Heat, Light, Power, and Mechanical Unit Parts	1,271.68	1,122.77
Motor Vehicle Parts	136.09	61.95
Building Supplies	19.86	5.54
Educational and Recreational Equipment Parts	31.22	81.94
Agricultural and Park Equipment Parts	131.42	142.28
Miscellaneous Parts and Fittings		10.62
Lumber and Wood Products	620.76	1,485.09
Explosives	1.70	7.60
Masonry	30.38	105.00

THE DEPARTMENT OF FINANCE

57

Character and Object	Year Ending June 30, 1938	Year Ending June 30, 1937
Wire Fencing	63.99	
Clay Products	438.58	350.87
Paints, Oils, and Glass	1,211.50	1,507.80
Fiber and Textile Products	283.65	31.67
Hides, Pelts, and Leather	83.43	76.57
Bituminous Materials	311.00	28.45
Cement	419.63	449.43
Miscellaneous Materials	62.60	21.99
Cobblers' Supplies	180.86	256.15
Plant Machinery and Equipment	6.22	22.88
Employees Compensation	10.00	10.00
Automobile Insurance	64.23	58.54
Newspaper Subscriptions	16.00	10.36
Periodical Subscriptions	121.50	139.95
Commissions, Notaries, Justices, etc.	29.75	22.75
Criminal Apprehension Rewards	50.50	41.65
Miscellaneous Subscriptions	10.00	
Accident Compensation to Employees	166.82	
Award of Pownal State School to Eleanor Chase		1,300.00
Government Rebates		20.00
Office Furniture and Equipment	196.11	186.18
Laundry Equipment	466.74	76.07
Refrigerating Equipment	199.02	
Educational Equipment	87.13	189.71
Recreational Equipment		10.20
Industrial Equipment	419.19	10.49
Household Equipment	3,663.02	2,191.31
Medical Equipment	45.39	19.29
Surgical Equipment	96.79	142.85
Dental Equipment	191.10	16.82
Laboratory Equipment		37.15
Motor Vehicle Equipment		1,249.80
Construction Equipment		79.58
Heat, Light, Power, and Mechanical Equipment	114.97	728.31
Livestock not for Slaughter	630.00	730.00
Other Agricultural and Horticultural Equipment	1,377.22	163.99
Miscellaneous Equipment	68.60	
Buildings and Fixed Equipment	146.41	62.70
Land Purchased	2,500.00	
	<hr/>	<hr/>
	\$ 325,444.47	\$ 278,780.98
 Heating Plant Additions		
Buildings and Fixed Equipment		2,614.30
Addition to Laundry		
Insurance on Buildings		113.06
Buildings and Fixed Equipment	12,547.03	45,144.97
	<hr/>	<hr/>
	\$ 12,547.03	\$ 47,872.33
 Female Dormitory		
Freight, Express, and Drayage		10.41
Insurance on Buildings		177.02
Furniture and Equipment		482.49
Household Equipment		1,356.32
Buildings and Fixed Equipment	229.98	90,427.89
	<hr/>	<hr/>
	\$ 229.98	\$ 92,454.13

THIRD BIENNIAL REPORT OF

Character and Object	Year Ending June 30, 1938	Year Ending June 30, 1937
Male Dormitory		
Freight, Express, and Drayage		10.40
Insurance on Buildings		173.90
Furniture and Equipment		482.51
Household Equipment		1,356.32
Buildings and Fixed Equipment	229.98	90,441.67
	<hr/>	
	\$ 229.98	\$ 92,464.80
Officers' Cottages		
Building and Fixed Equipment		1,200.00
Addition to Nurses Home		
Insurance on Buildings		133.42
Furniture and Equipment	3,706.71	353.90
Building and Fixed Equipment	14,795.67	57,339.49
	<hr/>	
	\$ 18,502.38	\$ 57,826.81

MILITARY AND NAVAL CHILDREN'S HOME

Regular Salaries	8,022.83	8,615.96
Temporary Salaries	770.57	122.00
Temporary Wages	114.26	65.21
Stamps, Parcel Post, etc.	80.62	102.70
Medical Services		1.00
Legal Fees25
Telephone Service	66.35	68.21
Telephone Tolls	23.14	24.80
Freight, Express, and Drayage ..	20.84	15.99
Trucking	101.75	13.50
Railway Fares	5.90	
Taxi and Vehicle Hire	37.55	60.80
Hotel Room or Lodging	5.00	
Meals	5.25	
Hospital and Dental Service	176.85	245.95
Medical Services	369.00	445.00
Dental Services	172.00	232.15
Optical Services	94.50	116.00
Barber Services	61.25	24.50
Printing		9.25
Electricity—Light	279.48	284.36
Electricity—Power	24.16	25.96
Electricity Other	122.80	114.60
Water	216.16	200.36
Repairs to Office Equipment		10.00
Repairs to Furniture and Fixtures ..		3.75
Repairs to Laundry Equipment	8.80	17.95
Repairs to Machinery and Tools	2.60	3.55
Repairs to Instruments and Apparatus ..	2.50	20.45
Repairs to Lighting and Power Equipment ..	124.14	93.79
Repairs to Miscellaneous Equipment	96.59	118.29
Repairs to Clothing	90.21	203.35
Repairs to Household Equipment	473.39	108.88
Repairs to Farm Implements and Tools	5.25	
Repairs to Buildings	855.16	1,400.51
Repairs to Sidewalks	7.65	399.44
Repairs to Sewers and Drains	5.05	3.13

THE DEPARTMENT OF FINANCE

59

Character and Object	Year Ending June 30, 1938	Year Ending June 30, 1937
Laundry Services	33.89	49.70
Waste Removal		2.00
Miscellaneous Cleaning and Painting Services ..	14.00	
Care of Cemetery Lots	57.00	7.00
Spraying, Treating, and Pruning Trees	16.40	
Office Supplies	49.71	54.50
Drafting and Photographic	8.48	6.50
Confections, Tobacco, etc.	61.44	58.16
Beverages	117.37	174.21
Cereal Food Products	351.66	308.08
Condiments, Flavors, and Pickles	111.93	86.87
Dairy Products	1,704.47	1,761.39
Fats and Oils	116.26	79.78
Fresh Fruits and Nuts	617.15	619.95
Meat, Fish, and Fowl	1,650.56	1,644.56
Saccharine Products	168.48	153.44
Fresh Vegetables	728.66	764.40
Stable and Animal Supplies		10.95
Salt	2.55	8.80
Animal Poultry Feed and Forage		3.54
Flour and Meal		48.20
Eggs	230.58	235.98
Miscellaneous Provisions	103.04	120.72
Canned and Dried Fruits	2.75	12.73
Canned and Dried Vegetables	6.23	1.59
Sugar	112.31	98.53
Coke, Wood, Fuel Oil, etc.	680.37	89.20
Coal	716.11	1,209.52
Dry Goods and Notions	269.54	254.26
Clothing	1,973.88	1,784.66
Cleaning Supplies	240.24	230.49
House Furnishings	853.26	563.57
Refrigerating Supplies		10.26
Miscellaneous Toilet Goods	77.81	15.38
Household Supplies	116.11	154.48
Traveling Supplies	31.20	14.50
Minor Equipment	3.92	
Hand Tools	115.53	54.52
Building Supplies	11.98	10.65
Construction Supplies		37.50
Books60	20.46
Medical Supplies	66.71	158.49
Plumbing Supplies	1.00	
Electrical Supplies	3.00	17.25
Educational Supplies	212.15	232.21
Recreational Supplies	351.42	336.96
Sewing Materials	4.30	.35
Horticultural and Park Supplies	193.39	133.96
Agricultural Supplies	67.46	73.41
Fish and Game Supplies	11.50	
Miscellaneous Supplies	16.86	1.25
Hardware Parts	22.50	31.30
Agricultural and Park Equipment Parts		9.00
Lumber and Wood Supplies		7.41
Paints, Oils, and Glass	305.82	401.22
Flags	7.35	
Newspaper Subscriptions	34.90	34.90
Periodicals	21.95	20.90

THIRD BIENNIAL REPORT OF

Character and Object	Year Ending June 30, 1938	Year Ending June 30, 1937
Furniture and Equipment	50.00	
Educational Equipment	183.16	
Recreational Equipment	122.70	73.10
Household Equipment	118.52	245.04
Heat, Light, Power, and Mechanical Equipment	316.00	
Building and Fixed Equipment	30.05	
	\$ 25,937.87	\$ 25,709.42

REFORMATORY FOR MEN

Regular Salaries	23,179.85	23,480.08
Temporary Salaries	61.55	30.00
Temporary Wages	147.50	90.00
Reimbursements	9.00	
Over-Time Wages	5.00	
Medical Services	567.40	135.50
Surgical Services		30.00
Dental Services	20.00	17.00
Post Office Box Rental	3.70	1.35
Stamps, Parcel Post, etc.	272.29	301.15
Telephone Service	87.48	81.90
Telephone Tolls	129.87	115.81
Freight, Express, and Drayage	16.65	8.82
Car Fares and Tolls	1.65	10.65
Taxi and Vehicle Hire	4.95	8.00
Automobile Mileage	75.96	31.20
Hotel Room or Lodging	6.50	
Meals	14.30	35.40
Hospital and Dental Service	60.65	217.07
Optical Services	5.00	
Transportation of Persons	10.00	
Blacksmith Services	128.60	82.80
Veterinary Services	6.00	12.00
Electricity—Light	1,247.20	1,305.69
Electricity—Power	348.50	280.00
Water	760.05	549.73
Repairs to Office Equipment	2.00	4.80
Repairs to Furniture and Fixtures	17.50	10.40
Repairs to Laundry Equipment	4.25	
Printing	39.35	27.25
Repairs to Autos and Trucks	116.10	60.95
Repairs to Light and Power Equipment	10.67	
Repairs to Refrigerating Equipment	56.23	
Repairs to Miscellaneous Equipment	11.70	33.35
Repairs to Clothing		1.50
Repairs to Household Equipment	237.94	326.52
Repairs to Farm Implements and Tools	58.11	1.50
Repairs to Heating Equipment		16.00
Repairs to Buildings	88.13	25.61
Repairs to Musical Instruments		5.92
Repairs to Plumbing	42.50	3.54
Entertainment Services		28.00
Burials	92.70	88.20
Memorials, Flowers, Wreaths, etc.	4.40	
Office Supplies	79.40	122.55

THE DEPARTMENT OF FINANCE

61

Character and Object	Year Ending June 30, 1938	Year Ending June 30, 1937
Drafting and Photographic	64.53	53.12
Confections, Tobacco, etc.	419.11	548.61
Beverages	441.34	302.95
Cereal Food Products	536.08	406.05
Condiments, Flavors, and Pickles	321.68	217.49
Dairy Products	83.03	64.71
Fats and Oils	190.76	189.47
Fresh Fruits and Nuts	215.80	73.63
Meat, Fish, and Fowl	688.20	605.95
Saccharine Products		20.90
Fresh Vegetables	408.59	112.78
Stable and Animal Supplies	17.00	42.20
Salt	45.94	26.96
Animal Poultry Feeds and Forage	6,744.89	7,199.20
Flour and Meal	205.11	163.64
Miscellaneous Provisions	1,864.13	2,058.39
Canned and Dried Fruits	558.06	396.44
Canned and Dried Vegetables	336.24	215.14
Sugar	319.15	240.69
Gasoline	388.95	498.75
Coke, Wood, Fuel Oil, etc.	440.68	149.08
Coal	4,895.96	2,360.54
Oils and Lubricants	56.93	53.62
Dry Goods and Notions	140.06	146.76
Clothing	1,834.63	1,483.55
Cleaning and Laundry Supplies	528.68	362.06
House Furnishings	108.12	130.04
Laundry Supplies	49.50	107.41
Household Supplies	362.50	240.18
Minor Equipment	14.31	11.99
Hand Tools	100.13	83.54
Building Supplies	13.48	19.17
Construction Supplies		11.46
Motor Vehicle Supplies	26.85	43.12
Books		6.00
Medical Supplies	172.87	248.67
Optical Supplies		23.50
Dental Supplies	2.76	2.46
Surgical Supplies	30.76	23.40
Plumbing Supplies	182.27	148.63
Electrical Supplies	9.80	126.57
Recreational Supplies	38.99	47.04
Sewing Materials	2.11	3.67
Agricultural Supplies	2,107.37	2,113.31
Miscellaneous Supplies	82.73	132.00
Hennery Supplies	4.50	5.99
Hardware Parts	219.97	243.21
Electrical Parts	13.31	27.11
Steam Fitting Parts	10.99	
Laundry Parts	2.30	
Household Parts		5.11
Plumbing Parts		13.39
Medical Parts	7.35	
Surgical Parts	1.28	
Heat, Light, Power, and Mechanical Unit Parts		5.50
Motor Vehicle Parts	164.47	349.96
Construction Equipment Parts		9.45
Construction and Motor Vehicle Parts	5.13	

THIRD BIENNIAL REPORT OF

Character and Object	Year Ending June 30, 1938	Year Ending June 30, 1937
Agricultural and Park Equipment Parts	142.69	56.13
Miscellaneous Parts and Fittings		3.26
Lumber and Wood Products	349.76	152.54
Masonry		1.55
Road Materials	1.38	
Structural Metals	35.30	
Paints, Oils, and Glass	400.42	450.75
Fiber and Textile Products	12.54	.90
Cement	28.38	2.06
Miscellaneous Materials	36.71	26.04
Employees Bonds	5.00	5.00
Automobile Insurance	64.23	58.54
Newspaper Subscriptions	32.75	46.20
National Associations		30.63
Accident Compensation to Employees		128.00
Award to Walter L. Grant		300.00
Furniture and Equipment	251.43	260.09
Laundry Equipment	5.74	12.95
Recreational Equipment	15.54	
Industrial Equipment	26.24	20.46
Household Equipment	83.94	203.41
Medical Equipment	2.35	6.62
Surgical Equipment	1.90	36.86
Laboratory Equipment		15.43
Motor Vehicle Equipment	6.81	110.38
Construction Equipment	1.85	144.07
Heat, Light, Power, and Mechanical Equipment	120.68	224.83
Livestock not for Slaughter	100.00	720.00
Other Agricultural and Horticultural Equipment	580.14	487.74
Miscellaneous Equipment	76.91	30.73
	\$ 55,892.70	\$ 53,289.98

REFORMATORY FOR WOMEN

Regular Salaries	23,790.15	23,207.68
Temporary Salaries	1,483.00	530.50
Temporary Wages	12.80	32.20
Analysts	44.00	34.00
Clergy	260.00	264.75
Medical Services	377.00	255.00
Surgical Services	213.00	634.00
Dental Services	676.50	830.00
Optical Services	221.75	134.15
Agents' Fees	17.50	
Post Office Box Rental	6.00	6.00
Stamps, Parcel Post, etc.	244.03	220.71
Telephone Service	286.67	238.24
Telephone Tolls	155.54	113.79
Freight, Express, and Drayage	25.83	16.16
Trucking	196.04	542.02
Railway Fares	105.61	124.06
Car Fares and Tolls65	.40
Taxi and Vehicle Hire	2.60	11.20
Hotel Room or Lodging	58.30	43.00
Meals	190.57	126.80
Transportation of Persons		25.00
Blacksmith Services	52.00	54.50

THE DEPARTMENT OF FINANCE

Character and Object	Year Ending June 30, 1938	Year Ending June 30, 1937
Veterinary Services	70.25	24.00
Tuition State Persons	7.10	4.45
Electricity—Light	1,408.20	1,168.24
Electricity—Power	43.25	62.98
Electricity—Other	730.26	451.74
Water	8.00	8.00
Ice	38.80	57.50
Repairs to Office Equipment	33.40	
Repairs to Laundry Equipment	23.75	29.15
Repairs to Machinery and Tools	2.24	
Repairs to Autos and Trucks	105.91	199.84
Repairs to Lighting and Power Equipment	75.07	52.29
Repairs to Refrigerating Equipment	3.85	42.23
Repairs to Miscellaneous Equipment	88.18	81.08
Repairs to Clothing	6.95	2.65
Repairs to Household Equipment	40.70	109.34
Repairs to Farm Implements and Tools	182.46	43.05
Repairs to Heating Equipment	52.16	108.97
Repairs to Buildings	417.42	365.95
Repairs to Sewers and Drains	81.45	1.60
Repairs to Musical Instruments	12.72	9.00
Repairs to Plumbing	124.09	48.50
Cleaning and Painting Interior Buildings and Furnishings	573.59	319.69
Cleaning and Painting Exterior	44.44	85.85
Miscellaneous Cleaning and Painting Services ..	24.00	72.00
Dry Cleaning and Dyeing		1.00
Entertainment Services	36.00	28.00
Burials	49.50	175.00
Care of Cemetery Lots	3.50	5.50
Spraying, Treating, and Pruning Trees	5.50	36.00
Wrapping and Packing Supplies	20.43	9.47
Office Supplies	133.87	131.19
Drafting and Photographic	15.11	7.95
Beverages	265.20	221.66
Cereal Food Products	1,270.84	1,200.23
Condiments, Flavors, and Pickles	137.23	84.09
Dairy Products	633.14	535.76
Fats and Oils	122.99	117.17
Fresh Fruits and Nuts	481.18	565.96
Meat, Fish, and Fowl	2,868.38	2,843.51
Saccharine Products	133.74	169.01
Fresh Vegetables	203.02	212.75
Stable and Animal Supplies	43.54	4.90
Salt	42.76	34.35
Animal Poultry Feeds and Forage	2,048.00	1,800.28
Flour and Meal	320.07	151.07
Eggs	114.00	120.00
Miscellaneous Provisions	309.92	192.75
Canned and Dried Fruits	540.34	427.71
Canned and Dried Vegetables	209.45	218.20
Sugar	407.90	444.46
Gasoline	223.24	225.69
Coke, Wood, Fuel Oil, etc.	183.93	50.00
Coal	7,830.85	4,585.09
Oils and Lubricants	61.81	55.88
Dry Goods and Notions	1,242.57	1,150.55
Clothing	1,147.13	941.72

Character and Object	Year Ending June 30, 1938	Year Ending June 30, 1937
Cleaning Supplies	245.42	297.48
House Furnishings	463.07	343.14
Miscellaneous Toilet Goods	1.43	2.33
Laundry Supplies	414.50	483.87
Household Supplies	111.33	88.37
Traveling Supplies	21.00	21.00
Minor Equipment	133.51	90.81
Hand Tools	48.95	13.05
Motor Vehicle Supplies	49.65	40.33
Books	24.75	7.24
Medical Supplies	797.73	633.44
Optical Supplies10	
Dental Supplies	78.28	73.79
Industrial Supplies	79.03	68.34
Plumbing Supplies	18.17	5.65
Electrical Supplies	64.62	25.81
Educational Supplies	17.60	
Recreational Supplies	13.97	14.13
Sewing Materials	5.48	25.94
Horticultural and Park Supplies	100.95	124.55
Agricultural Supplies	689.67	492.50
Other Supplies	41.24	34.81
Hardware Parts	35.81	25.95
Electrical Parts	4.30	25.00
Laundry Parts	3.78	3.00
Household Parts	3.00	
Plumbing Parts	24.33	2.85
Heat, Light, Power, and Mechanical Unit Parts	5.94	82.86
Motor Vehicle Parts	39.85	
Agricultural and Park Equipment Parts	8.00	11.93
Lumber and Wood Products	7.07	.16
Explosives	2.00	1.86
Masonry56	3.52
Road Materials	27.50	2.70
Paints, Oils, and Glass	218.27	119.49
Fiber and Textile Products	5.43	2.77
Cement90	
Miscellaneous Materials	2.05	5.04
Flags		6.60
Cobblers Supplies		16.98
Plant Machinery and Equipment		2.00
Automobile Insurance	32.12	29.27
Newspapers	12.00	16.00
Periodicals	50.43	51.56
Dues to National Associations	5.00	5.00
Convention Registration Fees		1.00
Laundry Equipment	210.70	
Industrial Equipment		172.13
Household Equipment	360.53	309.91
Medical Equipment	43.12	
Dental Equipment	44.10	
Motor Vehicle Equipment	592.80	
Heat, Light, Power, and Mechanical Equipment	21.38	239.73
Livestock not for Slaughter	375.00	707.50
Other Agricultural and Horticultural Equipment	94.96	6.00
Livestock for Slaughter		50.00
Building and Fixed Equipment	456.53	600.65

THE DEPARTMENT OF FINANCE

65

Character and Object	Year Ending June 30, 1938	Year Ending June 30, 1937
Sewers, Drains, and Culverts		41.80
Trees and other Non-Structural Improvements ..	34.83	7.30
	<u>\$ 59,865.66</u>	<u>\$ 52,976.30</u>
Maternity Hospital		
Furniture and Equipment	8,692.40	770.00
Buildings and Fixed Equipment	24,082.22	112,164.62
	<u>\$ 32,774.62</u>	<u>\$ 112,934.62</u>
New Heating Plant and Laundry		
Buildings and Fixed Equipment	110.00	

STATE SCHOOL FOR BOYS

Regular Salaries	23,910.19	25,476.84
Temporary Salaries	2,977.17	1,651.38
Regular Wages		25.20
Temporary Wages	280.05	914.85
Legal Fees	14.13	4.43
Stamps, Parcel Post, etc.	211.48	226.44
Telephone Service	552.60	553.80
Telephone Tolls	154.73	130.43
Telegrams and Cables50	
Freight, Express, and Drayage	10.33	21.57
Trucking	39.01	74.34
Railway Fares	57.35	116.15
Pullman and Parlor Car Fares		4.35
Car Fares and Tolls	5.30	8.30
Taxi and Vehicle Hire	5.00	
Automobile Mileage	583.90	458.75
Hotel Room or Lodging	19.00	47.50
Meals	72.55	100.90
Hospital and Dental Service—Persons	247.70	37.00
Medical Services	413.00	230.00
Surgical Services		150.00
Dental Services	543.00	505.00
Optical Services	17.35	37.65
Blacksmith Services	106.15	94.30
Forage and Livery—Animals	100.00	
Veterinary Services	133.90	60.50
Storage of Motor Vehicles		1.50
Cleaning and Lubricating Motor Vehicles	13.65	13.75
Care and Storage of Material and Equipment ..	.69	
Barber Services		12.50
Mimeographing and Multigraphing	3.46	
Electricity—Light	910.10	975.86
Electricity—Power	495.00	541.80
Electricity—Heating	43.60	
Water	823.75	946.22
Ice	350.00	367.90
Repairs to Office Equipment	1.75	
Repairs to Laundry Equipment	5.50	3.60
Repairs to Machinery and Tools	4.93	102.52
Repairs to Autos and Trucks	174.92	180.84
Repairs to Refrigerating Equipment	29.64	29.97
Repairs to Miscellaneous Equipment		19.81
Repairs to Clothing50	2.85
Repairs to Household Equipment	8.50	.75

THIRD BIENNIAL REPORT OF

Character and Object	Year Ending June 30, 1938	Year Ending June 30, 1937
Repairs to Farm Implements and Tools	44.31	33.60
Repairs to Heating Equipment	44.07	17.85
Repairs to Buildings	160.46	110.28
Repairs to Sewers and Drains		59.85
Repairs to Musical Instruments		15.00
Miscellaneous Cleaning and Painting Service ...	21.92	32.55
Dry Cleaning and Dyeing	32.00	40.85
Entertainment Services	128.50	
Wrapping and Packing Supplies		19.49
Office Supplies	144.45	105.00
Drafting and Photographic	21.00	
Confections, Tobacco, etc.	13.50	15.00
Beverages	242.57	200.74
Cereal Food Products	3,273.21	2,753.88
Condiments, Flavors, and Pickles	296.81	185.39
Dairy Products	535.55	560.58
Fats and Oils	177.51	258.26
Fresh Fruits and Nuts	125.67	139.86
Meat, Fish, and Fowl	3,978.58	3,607.72
Saccharine Products	175.66	99.84
Fresh Vegetables	141.79	78.43
Stable and Animal Supplies	10.27	21.50
Salt	36.40	26.58
Animal, Poultry Foods, and Forage	2,555.54	3,966.33
Flour and Meal	132.94	115.89
Eggs	436.49	451.05
Miscellaneous Provisions	326.46	308.59
Canned and Dried Fruits	515.87	399.32
Canned and Dried Vegetables	595.08	204.88
Electrical Supplies	384.89	407.20
Gasoline	1,772.86	1,716.01
Coke, Wood, Fuel Oil, etc.	239.10	188.03
Coal	6,677.75	6,095.81
Oils and Lubricants	197.29	80.00
Dry Goods and Notions	172.63	273.69
Clothing	5,298.83	6,199.77
Cleaning Supplies	442.39	358.67
House Furnishings	1,328.40	1,096.19
Miscellaneous Toilet Goods	90.43	43.41
Laundry Supplies	169.57	157.88
Household Supplies	98.38	67.83
Minor Equipment		165.10
Hand Tools	361.16	333.56
Building Supplies	5.84	9.16
Motor Vehicle Supplies	1.35	31.10
Fire Extinguishing Supplies	154.84	
Books	84.90	184.18
Medical Supplies	124.68	89.32
Chemical Supplies		3.85
Dental Supplies	162.62	154.66
Plumbing Supplies	4.68	94.33
Electrical Supplies	75.53	60.45
Educational Supplies	82.57	123.91
Recreational Supplies	106.55	57.73
Horticultural and Park Supplies	148.81	71.85
Agricultural Supplies	792.46	610.09
Miscellaneous Supplies	129.39	111.79
Dairy Supplies	7.06	30.53

THE DEPARTMENT OF FINANCE

67

Character and Object	Year Ending June 30, 1938	Year Ending June 30, 1937
Hardware Parts	204.45	119.75
Electrical Parts	94.74	160.49
Steam Fitting Parts	200.42	624.05
Laundry Parts		1.94
Household Parts		1.90
Refrigerating Equipment Parts		6.00
Dental Parts		18.08
Plumbing Parts	44.15	17.02
Heat, Light, Power, and Mechanical Unit Parts	195.42	201.72
Motor Vehicle Parts	42.70	87.00
Construction and Motor Vehicle Parts	6.61	
Cement	3.15	9.60
Agricultural and Park Equipment Parts	32.93	33.89
Miscellaneous Parts and Fittings		19.90
Lumber and Wood Products	51.25	446.68
Fence Posts and Pickets	26.46	
Masonry		25.10
Wire Fencing	26.10	
Clay Products	72.00	184.41
Paints, Oils, and Glass	219.60	657.19
Fiber and Textile Products	42.34	12.81
Cement	48.45	127.59
Insurance on Equipment		156.25
Employees Bonds	8.00	8.00
Automobile Insurance	42.82	39.03
Newspaper Subscriptions	11.50	11.00
Periodicals	22.00	
Convention Registration Fees		3.00
Criminal Apprehension Rewards	120.00	90.00
Office Furniture and Equipment	224.50	512.81
Educational Equipment	25.00	
Industrial Equipment		5.88
Household Equipment		203.96
Medical Equipment	5.62	59.42
Dental Equipment	6.00	
Motor Vehicle Equipment		1,169.00
Heat, Light, Power, and Mechanical Equipment		10.50
Livestock not for Slaughter	260.00	
Other Agricultural and Horticultural Equipment	698.00	128.50
Other Equipment	40.12	159.40
Buildings and Fixed Equipment	152.47	710.75
Tax Included Cost of Property	56.20	
Trees, Shrubs, and Other Non-Structural Improve- ments		114.95
Land Purchased	3,250.00	
	<hr/>	<hr/>
	\$ 72,834.95	\$ 72,911.53
Remodeling Heating Plant		
Buildings and Fixed Equipment		654.80

STATE SCHOOL FOR GIRLS

Regular Salaries	30,417.59	29,857.14
Temporary Salaries	2,319.65	1,822.42
Post Office Box Rental	4.00	5.00
Stamps, Parcel Post, etc.	185.93	187.65
Telephone Service	687.77	628.34

THIRD BIENNIAL REPORT OF

Character and Object	Year Ending June 30, 1938	Year Ending June 30, 1937
Telephone Tolls	91.20	124.35
Telegrams and Cables	16.18	16.07
Western Union Clock Rental	7.75	65.88
Freight, Express, and Drayage	62.65	52.30
Trucking		12.00
Car Fares and Tolls55	16.37
Taxi and Vehicle Hire		4.25
Automobile Mileage	219.54	204.12
Hotel Room or Lodging	2.00	28.50
Meals	68.55	67.70
Food and Lodging Persons		9.71
Hospital and Dental Service	158.29	1,469.09
Medical Service	14.00	23.50
Dental Service	50.50	120.50
Optical Services	60.00	31.00
Blacksmith's Services	22.00	13.00
Forage and Livery Animals	74.00	102.65
Storage of Motor Vehicles	1.85	3.00
Care and Storage of Material and Equipment ..	37.25	35.00
Diplomas	3.50	3.90
Binding		3.00
Electricity—Light	2,722.88	2,311.72
Electricity—Power	26.88	46.32
Electricity—Other	72.08	162.80
Water	1,200.00	1,150.00
Ice	57.50	56.25
Repairs to Office Equipment	11.00	8.00
Repairs to Furniture and Equipment	1.80	
Repairs to Laundry Equipment	26.76	97.22
Repairs to Machinery and Tools		7.00
Repairs to Autos and Trucks	98.76	107.87
Repairs to Lighting and Power Equipment	356.43	77.05
Repairs to Refrigerating Equipment	92.78	96.95
Repairs to Miscellaneous Equipment	51.38	4.75
Repairs to Clothing	128.70	168.91
Repairs to Household Equipment	281.46	138.36
Repairs to Farm Implements and Tools	15.39	32.35
Repairs to Heating Equipment	47.79	52.02
Repairs to Buildings	2,421.20	3,450.10
Repairs to Roads		20.00
Repairs to Musical Instruments	38.25	18.80
Repairs to Plumbing	241.15	121.69
Cleaning and Painting Exterior Buildings and Structures		535.00
Dry Cleaning and Dyeing	7.50	8.00
Entertainment Services	182.90	204.95
Burials		10.00
Plumbing Inspections	17.50	
Care of Cemetery Lots	10.00	
Wrapping and Packing Supplies	54.80	41.59
Office Supplies	57.28	117.86
Drafting and Photographic	13.00	5.04
Confections, Tobacco, etc.	16.35	15.74
Beverages	235.23	284.88
Cereal Food Products	307.35	349.17
Condiments, Flavors, and Pickles	224.21	258.40
Dairy Products	1,722.45	1,619.62
Fats and Oils	440.84	375.17

THE DEPARTMENT OF FINANCE

69

Character and Object	Year Ending June 30, 1938	Year Ending June 30, 1937
Fresh Fruits and Nuts	535.59	425.32
Meat, Fish, and Fowl	4,421.19	4,283.66
Fresh Vegetables	1,043.42	1,311.63
Stable and Animal Supplies	50.81	31.77
Animal Poultry Foods and Forage	1,067.93	1,277.15
Flour and Meal	311.05	532.64
Eggs	765.30	719.71
Miscellaneous Provisions	1,297.55	1,337.20
Canned and Dried Fruits	797.47	616.76
Canned and Dried Vegetables	505.29	493.20
Sugar	619.33	743.98
Gasoline	370.31	342.52
Coke, Wood, Fuel Oil, etc.	725.92	475.38
Coal	5,818.59	7,365.85
Oils and Lubricants	32.69	47.13
Dry Goods and Notions	1,536.03	1,409.70
Clothing	1,719.25	1,301.33
Cleaning Supplies	519.37	406.69
House Furnishings	645.70	683.49
Refrigerating Supplies	2.75	
Miscellaneous Toilet Articles	311.12	409.24
Laundry Supplies	250.93	185.04
Household Supplies	223.15	457.87
Traveling Supplies	10.50	22.63
Minor Equipment	1,125.08	853.62
Building Supplies	9.46	7.88
Motor Vehicle Supplies	11.30	28.99
Motor Vehicle and Construction Supplies	131.07	79.10
Medical Supplies	332.81	339.70
Optical Supplies	129.15	82.39
Dental Supplies	59.33	75.66
Industrial Supplies	45.85	56.99
Plumbing Supplies	18.23	30.07
Electrical Supplies	49.12	91.24
Educational Supplies	765.90	646.07
Recreational Supplies	9.80	59.81
Graduation Supplies	6.30	4.25
Horticultural and Park Supplies	1.76	61.02
Agricultural Supplies	439.55	398.40
Miscellaneous Supplies	34.61	27.14
Hardware Parts	459.02	282.98
Steam Fitting Parts	5.20	
Laundry Parts		12.08
Household Parts	68.87	63.40
Refrigerating Equipment Parts	7.20	131.00
Dental Parts	4.85	13.72
Plumbing Parts	230.02	5.50
Heat, Light, Power, and Mechanical Unit Parts	149.91	12.01
Motor Vehicle Parts	201.84	25.97
Construction Equipment Parts	11.85	
Equipment Parts	40.00	
Agricultural and Park Equipment	37.21	44.55
Miscellaneous Parts and Fittings	17.76	2.95
Fence Posts and Pickets	5.95	15.00
Lumber and Wood Products	4.05	
Road Materials	9.00	
Paints, Oils, and Glass	506.95	519.57
Flags	22.87	

THIRD BIENNIAL REPORT OF

Character and Object	Year Ending June 30, 1938	Year Ending June 30, 1937
Rental of Musical Instruments	4.50	
Insurance on Buildings		412.75
Employees Bonds	50.00	70.00
Automobile Insurance	21.41	19.51
Newspaper Subscriptions	16.00	18.10
Periodicals	81.85	74.25
Miscellaneous Subscriptions		15.00
Furniture and Equipment	116.10	15.20
Educational Equipment	88.00	135.00
Household Equipment	1,086.88	227.32
Musical Instruments		400.00
Lighting Equipment	10.00	
Motor Vehicle Equipment		355.00
Heat, Light, Power, and Mechanical Equipment		73.85
Livestock not for Slaughter	139.00	130.00
Other Agricultural and Horticultural Equipment	536.49	109.75
Livestock for Slaughter	70.00	40.00
Trees, Shrubs, and other Non-Structural Improve- ments	178.00	47.95
Lease Hold Improvements		40.00
Land Purchased	1.00	1,353.00
	\$ 76,618.69	\$ 79,247.65
Infirmary Building		
Furniture and Equipment	2,374.65	7,793.47
Buildings and Fixed Equipment	447.00	99,441.35
	\$ 2,821.65	\$ 107,234.82
Heating Plant Alterations		
Buildings and Fixed Equipment		1,411.86

WESTERN MAINE SANATORIUM

Regular Salaries	58,654.63	55,424.67
Temporary Salaries	3,415.06	5,266.10
Regular Wages	5.70	1,035.75
Temporary Wages	1,468.70	354.38
Clergy	120.00	260.00
Medical Services	59.20	3.00
Surgical Services	84.20	61.20
Dental Services	884.50	858.00
Optical Services	54.85	8.00
Stamps, Parcel Post, etc.	195.00	144.50
Telephone Service	135.00	53.75
Telephone Tolls	398.38	357.75
Telegrams and Cables	14.69	6.04
Freight, Express, and Drayage	1,848.51	736.09
Trucking	88.62	
Taxi and Vehicle Hire	8.00	16.00
Automobile Mileage	178.95	179.70
Meals	3.50	2.05
Blacksmith Services	86.34	106.65
Veterinary Services	266.45	189.90
Registration of Animals	7.90	3.50
Newspaper and Magazine Advertising		4.25
Electricity—Light	3,480.72	3,591.86
Water	690.00	920.00

Character and Object	Year Ending June 30, 1938	Year Ending June 30, 1937
Repairs to Office Equipment	40.65	1.65
Repairs to Furniture and Fixtures	102.76	252.22
Repairs to Machinery	66.66	11.05
Repairs to Autos and Trucks	41.75	123.04
Repairs to Instruments and Apparatus	20.15	48.05
Repairs to Lighting and Power Equipment	204.45	
Repairs to Refrigerating Equipment	63.50	202.00
Repairs to Other Equipment	122.68	1.80
Repairs to Clothing	3.98	
Repairs to Household Equipment	410.07	249.01
Repairs to Farm Implements and Tools	70.22	76.68
Repairs to Buildings	800.76	78.55
Repairs to Roads	312.72	
Laundry Services	25.87	
Miscellaneous Cleaning and Painting Services ..	14.00	
Entertainment Services	547.50	880.00
Plumbing Inspection	25.00	1.00
Blowing and Filling Mattresses		17.50
Office Supplies	263.52	407.31
Confections, Tobacco, etc.		29.07
Beverages	616.39	434.27
Cereal Food Products	780.85	669.41
Condiments, Flavors, and Pickles	622.65	566.77
Dairy Products	5,008.24	4,893.90
Fats and Oils	604.74	514.98
Fresh Fruits and Nuts	1,653.17	1,548.33
Meat, Fish, and Fowl	14,552.08	12,215.77
Saccharine Products	25.69	26.16
Fresh Vegetables	469.29	303.80
Stable and Animal Supplies	277.15	392.10
Salt	41.58	40.96
Animal Poultry Feed and Forage	4,268.50	5,166.31
Flour and Meal	603.20	800.00
Eggs	2,932.28	3,110.54
Canned and Dried Fruits	1,911.26	1,651.81
Canned and Dried Vegetables	1,446.79	1,224.12
Sugar	665.32	591.62
Gasoline	348.58	293.76
Coke, Wood, Fuel Oil, etc.	54.80	41.63
Coal	6,731.50	8,081.65
Oils and Lubricants	50.15	122.64
Dry Goods and Notions	48.56	53.80
Clothing	183.61	158.98
Cleaning Supplies	712.01	1,343.08
Refrigerating Supplies	213.17	95.41
Laundry Supplies	248.64	308.63
Household Supplies	4,430.72	3,656.28
Engine Room and Mechanical Supplies10	
Minor Equipment		7.17
Hand Tools	50.25	30.79
Building Supplies	2,155.47	888.40
Construction Supplies	37.54	
Motor Vehicle Supplies	40.45	212.68
Fire Extinguishing Supplies	292.02	89.85
Medical Supplies	1,856.42	2,151.34
Optical Supplies	8.20	
Laboratory Supplies	1,022.16	487.12
Dental Supplies	35.86	59.56

THIRD BIENNIAL REPORT OF

Character and Object	Year Ending June 30, 1938	Year Ending June 30, 1937
Surgical Supplies	3.60	11.03
Industrial Supplies		42.63
Plumbing Supplies	1,929.52	877.98
Electrical Supplies	882.00	510.87
Educational Supplies	30.42	67.34
Recreational Supplies	69.29	150.11
Sewing Materials		1.03
Horticultural and Park Supplies	167.29	39.72
Agricultural Supplies	331.81	323.76
Fish and Game Supplies	125.75	
Dairy Supplies	101.84	121.93
Piggery Supplies	19.63	2.23
Farm Produce Supplies	1,257.43	1,184.84
Steam Fitting Parts		88.92
Household Parts	34.15	.95
Refrigerating Equipment Parts	14.36	
Dental Parts	17.15	
Laboratory Equipment Parts	2.61	
Plumbing Parts	9.85	78.12
Heat, Light, Power, and Mechanical Unit Parts	1,046.44	467.56
Motor Vehicle Parts	2.82	11.30
Construction Equipment Parts	9.12	
Agricultural and Park Equipment Parts	17.74	116.06
Lumber and Wood Products	566.30	340.32
Explosives		1.55
Masonry	132.41	
Road Materials	46.18	23.00
Aggregate Materials and Stone		11.22
Structural Metals	57.28	374.42
Clay Products	24.00	
Paints, Oils, and Glass	1,274.96	739.53
Fiber and Textile Products		4.29
Cement	249.63	92.32
Miscellaneous Materials	68.62	6.00
Flags	24.16	20.26
Plant Machinery and Equipment	9.04	8.58
Insurance on Equipment	24.14	2.00
Automobile Insurance		23.88
Periodicals	49.40	44.45
Accident Compensation to Employees	18.00	
Furniture and Equipment	82.17	5.31
Laundry Equipment	26.22	21.75
Refrigerating Equipment	43.38	
Recreational Equipment	30.00	
Industrial Equipment	130.86	
Household Equipment	981.46	357.98
Medical Equipment	95.44	35.05
Laboratory Equipment	753.75	
Motor Vehicle Equipment	599.00	1,188.95
Heat, Light, Power, and Mechanical Equipment	14.84	58.24
Livestock not for Slaughter	125.00	
Agricultural, Horticultural, and Park Equipment	765.10	34.50
Livestock for Slaughter	5.00	
Miscellaneous Equipment	30.00	
	<hr/>	<hr/>
GRAND TOTALS—INSTITUTIONS	\$ 142,583.69	\$ 131,685.17
GRAND TOTAL—New Construction	\$2,074,979.04	\$1,982,834.88
GRAND TOTAL—Manufacturing License Plates	224,853.82	1,245,912.58
	<hr/>	<hr/>
GRAND TOTAL—All Expenditures Pertain- ing to Institutions	19,975.53	27,469.75
	<hr/>	<hr/>
GRAND TOTAL—All Expenditures Pertain- ing to Institutions	\$2,319,808.39	\$3,256,216.71

HIGHWAY EXPENDITURES

	July 1, 1937 to June 30, 1938	July 1, 1936 to June 30, 1937
General Highway Fund	\$ 47,687.61	\$ 14,382.78
Administration—Non-Resident Excise Tax ..	10,481.46	8,408.32
Administration—Highway Commission	146,441.10	153,200.04
Outdoor Advertising	11,094.94	12,368.79
Improvement State Roads	1,234,764.02	1,544,336.24
Civil Works Administration	6,181.22	7,589.84
Special Resolves	235,021.04	203,302.02
Maintenance of Bridges	213,025.02	227,317.87
Maintenance Unimproved Roads	190,510.49	60.24
Maintenance of State and State Aid Highways	3,177,573.67	2,382,587.35
Third Class Highways	696,637.58	685,814.86
Waldo-Hancock Bridge—Operation	13,527.82	11,609.10
Carlton Bridge	33,749.96	19,392.84
Richmond-Dresden Bridge	2,323.21	3,522.70
Compensation for Injuries	50,985.51	60,739.81
Motor Transport and Equipment	670,597.09	609,190.97
Snow Removal from Highways	934,407.51	1,302,343.80
Bridge Loan Fund	787,610.40	680,765.06
Highway Loan Fund	3,140,243.20	1,647,391.58
General Highway Federal Allotment	149,376.70	8,208.26
Kittery-Portsmouth Bridge Authority	12.85	
Maine-New Hampshire Boundary Survey	472.65	527.35
Highway Planning Survey	91,496.79	
Federal Secondary Roads	384,692.44	
Federal Grade Crossings	48,092.43	
	<hr/>	<hr/>
	\$12,277,006.71	\$ 9,583,059.82
P. W. A. Construction of Bridges	\$ 73,464.70	\$ 217,843.20
W. P. Trust Fund—Works Program	\$235,000.00	
W. P. H.—Highways on Federal Aid System, outside municipalities	17,415.13	\$112,268.20
W. P. S. S.—Highways on State Highway System, outside municipalities	5,024.79	124,152.99
W. P. S. O.—Secondary roads, outside municipalities	64,106.70	456,372.02
W. P. M. S.—Highways on State Highway System, within municipalities	4,779.74	73,880.22
W. P. M. H.—Highways on Federal Aid Sys- tem, within municipalities	40,385.61	211,990.41
W. P. G. H.—Grade Crossings on Federal Aid System, outside municipalities	227,157.07	358,282.94
W. P. G. M.—Grade Crossings, within municipalities	40,791.96	167,786.46
W. P. G. S.—Grade Crossings on Secondary Roads, outside municipalities	103,018.60	254,350.46
W. P. F. R.—Flood Replacements	1,204,936.93	993,729.93
	<hr/>	<hr/>
	\$ 1,942,616.53	\$ 2,752,813.63
National Recovery Trust Fund	\$ 75,034.20	
National Recovery Highway (1934)	3,720.31	\$ 21,917.20
National Recovery Municipal (1934)	764.45	157.92
National Recovery Secondary (1934)		75.50
National Recovery Highway (1935)	803.34	733.57
National Recovery Municipal (1935)		18,175.82
National Recovery Secondary (1935)	8,247.77	32,313.03
	<hr/>	<hr/>
	\$ 88,570.07	\$ 73,373.04

SCHEDULE F

OLD AGE ASSISTANCE AS OF NOVEMBER 30, 1937

ORIGINAL PLAN

Month	No.	Average	Assistance	Adminis.	Can. Checks	Misc. Refunds	Federal Grants	State Transfers
1936								
February	—	—	\$ —	\$ —	\$ —	\$ —	\$ 88,593.75	\$ —
March	—	—	—	—	—	—	—	—
April	—	—	—	364.00	—	—	—	—
May	480	19.77	9,501.00	6,194.94	12.00	—	—	—
June	1057	19.75	20,904.00	10,214.37	—	—	—	31,215.68
July	2269	19.87	45,162.00	8,102.87	47.00	—	—	—
August	3341	20.03	67,073.00	7,892.56	256.00	32.20	—	—
September	4002	20.09	80,530.00	9,368.06	220.00	—	27,755.70	69,307.05
October	—	—	—	9,358.22	215.00	—	—	147,691.21
November	3964	20.07	79,522.00	6,853.49	250.00	—	105,609.00	—
December	3934	20.05	78,883.00	7,529.73	685.00	—	—	—
1937								
January	3841	20.04	76,985.00*	591.83	207.00	—	—	—
February	3830	20.05	76,774.00**	4,261.57	68.00	30.00	—	—
March	3798	20.04	76,124.00	12,985.26	1,972.00	30.00	104,162.63	7,917.44
April	3732	20.02	74,655.00***	9,543.09	656.00	66.00	—	24.00
May	3715	20.01	74,335.00	8,795.27	312.00	—	71,729.52	56,000.00
June	3674	19.97	73,476.00	10,526.02	1,197.00	—	48,959.05	238,689.06
July	3630	20.08	72,258.00	6,517.09	151.00	65.00	—	—
August	3574	19.87	71,629.00†	8,802.99	1,258.00	30.00	38,850.00	—
September	—	—	—	1,677.05	35.00	—	28,775.78	—
October	—	—	—	709.92	574.00	8.25	—	38,751.69
November	—	—	—	660.49	—	—	—	1,834.11
			\$977,811.00	\$130,948.82	\$8,115.00	\$261.45	\$514,435.43	\$591,430.24

* January payments paid in February.

** February payments paid in March.

*** April payments paid in May.

† August payments paid in September.

Total Assistance	\$ 977,811.00
Less Cancelled Checks & Refunds	8,376.45
	<u>\$ 969,434.55</u>
50% Government Share-Assistance	484,717.27
5% Government Share-Administration	24,235.36
Total Government Share	<u>508,953.13</u>
Total Net Cost Old Age Assistance to 11-30-37	1,100,383.37
Less Government Share	<u>508,953.13</u>
Total State's Share	591,430.24
Total Allotment by State	<u>591,430.24</u>
State Balance 11-30-37	0
Total Government Funds Received	514,435.43
Total Government Funds Required	<u>508,953.13</u>
Government Balance 11-30-37	5,482.30

THE DEPARTMENT OF FINANCE

OLD AGE ASSISTANCE AS OF JUNE 30, 1938

(NEW PLAN)

	Assiss.	Adminis.	Can. Checks	Misc. Credits	Federal Grants	State Allotment
Federal Balance of 11-30-37					5,482.30	
December 1937	42 \$23.29	\$ 978.00	\$ 3,016.49	\$ 16.00	\$ ---	\$ 40,155.67
January 1938	566 \$21.92	12,408.00	13,477.77	---	713.00	34,125.00
February 1938	2583 \$20.93	54,076.00	24,686.38	---	---	34,125.00
March 1938	5043 \$20.68	104,405.00	32,780.87	318.00	---	---
April 1938	7318 \$20.54	150,315.00	27,391.42	1,029.00	130.30	179,340.00
May 1938	8982 \$20.52	184,327.00	29,551.29	1,033.00	---	---
June 1938	10,158 \$20.54	208,637.00	41,511.27	1,831.00	---	89,670.00
		<u>\$715,146.00</u>	<u>\$172,415.49</u>	<u>\$4,227.00</u>	<u>\$843.30</u>	<u>\$382,897.97</u>
Total Assistance Paid to 6-30-38				715,146.00		
Less Cancelled Checks and Refunds				<u>4,227.00</u>		
Net Assistance Paid					\$710,919.00	
50% Government Share of Assistance				\$355,459.50		
5% Government Share of Administration				<u>17,772.98</u>		
Total Government Share					\$373,232.48	
Total Net Cost of O.A.A. to 6-30-38				882,491.19		
Less Government Share				<u>373,232.48</u>		
Total Share of State					509,258.71	
State's Allotment					<u>600,000.00</u>	
State Balance as of 6-30-38					90,741.29	
Total Government Funds Received				382,897.97		
Total Government Funds Required				<u>373,232.48</u>		
Government Balance as of 6-30-38					9,665.49	

SCHEDULE G

EXPENDITURES MADE THROUGH STATE TREASURY FOR
OTHER THAN CURRENT COST OF STATE GOVERNMENT
WHICH SHOULD BE REDUCED FROM GROSS TOTALS

	July 1, 1937 to June 30, 1938	July 1, 1936 to June 30, 1937
Temporary Loan	—	\$ 3,000,000.00
Purchase Liquor and Operation of System	\$ 4,204,274.83	4,357,658.21
Maine Unemployment Compensation Commission	3,086,220.27*	59,354.13*
Maine Unemployment Compensation Commission	3,052,630.04**	1,935,470.61**
P. W. & N. R.	2,031,186.60	2,970,656.82
Construction of Buildings	224,853.82	1,245,912.58
Rebates—Gasoline Tax	214,706.86	170,833.27
Central Mailing Room	77,706.87	70,990.15
Departmental Supplies	23,946.42	20,196.61
Departmental Garage	48,889.84	47,689.07
State Trust Fund	70,513.67	38,546.62
Check Clearing Account	13,178.20	2,241.96
FERA Funds	—	108,286.42
Other Revenue Accounts	37,913.69	133,122.20
Maine Teachers Retirement Association	135,616.13	109,295.95
County Taxes	95,096.44	115,011.15
Tax on Bank Stock	108,129.18	101,454.56
Railroad and Tel. Tax	105,212.03	106,737.24
Dog Licenses to be Refunded	9,880.54	17,947.94
	<hr/>	<hr/>
Total	\$13,539,955.43	\$14,611,405.49
Gross Total	42,826,643.03	41,333,831.00
	<hr/>	<hr/>
Net Total Cost of Government	\$29,286,687.60	\$26,722,425.51

* Administration & Benefit Account.

** Clearing Account.

THE DEPARTMENT OF FINANCE

SUMMARY OF EXPENDITURES FOR 1937 AND 1938

	1938	Total	%	1937	Total
GENERAL GOVERNMENT					
Adjutant General	\$21,989.59			\$31,260.49	
Attorney General	52,033.47			57,046.74	
Bureau of Taxation	270,143.49			218,932.18	
Commissioner of Uniform Legislation				117.75	
Maine State Planning Board				4,714.84	
Bureau of Budget	10,255.48			8,308.19	
Examining Boards	6,148.04			3,110.03	
Executive Department	29,584.49			33,170.57	
Bureau of Accounts and Control	128,082.31			138,570.74	
Bureau of Purchases	177,751.99			164,321.59	
Fish and Game Department	3,941.19				
Legislative Department	21,547.50			238,515.00	
Maine State Liquor Commission	4,204,274.83			4,357,653.21	
Secretary of State	179,940.64			165,780.35	
Department of Audit	33,507.30			34,356.22	
State Racing Commission	10,792.62			20,813.47	
Superintendent of Public Buildings	81,553.61			91,884.52	
Supreme, Judicial, and Superior Courts	170,125.68			175,789.66	
Treasury Department	24,829.81			23,074.64	
Legislative Resolves	103,614.38				
Three-Quarter Century Club	450.00			110.00	
Richard French	95.01				
Daniel Mahar				300.00	
Ethel M. Parker				644.00	
Marking Graves	300.00				
William Kavanagh	500.00				
Reward—Mary Proulx Case				2,500.00	
J. Williams Auxiliary Post				1,000.00	
R. Caldwell Post				300.00	
G.A.R. Expense Drum Corps to Wash- ington				1,000.00	
F. Harold Dubord				100.00	
Paul L. Powers				50.00	
James Fitzgerald Post				200.00	
Alexander Bower				84.69	
P. Tyghe Post-American Legion Drum Corps				1,200.00	
American Legion Convention—New York 1937	2,500.00				
Governors' Conference	200.00				
Howard S. Leroy	100.00				
E. E. Chase	1,000.00				
Drowning Grand Lake, Washington County	211.05				
Willard C. Cummings	391.50				
Sons of American Revolution	100.00				
		\$5,535,970.88	13.62		\$5,775,113.88 15.33
PROTECTION OF PERSONS AND PROPERTY					
Adjutant General	174,845.61			173,693.73	
Attorney General	3,957.38			7,252.31	
Bank Commissioner	55,656.15			52,171.89	
Department of Labor and Industry	21,474.72			22,000.21	
Forestry Department	186,751.87			197,606.13	
Industrial Accident Commission	34,233.44			33,236.60	
General Insurance	69,521.35			46,207.46	
Inland Fish and Game	229,943.19			256,115.20	
Insurance Commissioner	21,387.68			16,071.30	
Maine Highway Safety Campaign				9,269.11	
Legislative Department	278.81				
Public Utilities Commission	95,173.36			93,633.16	
Real Estate Commission	3,612.30				
State Police Department	290,384.99			253,695.16	
New England Freight Rate Committee	3,500.00				
Committee on Federal Investigation	436.80				
		\$1,191,167.65	2.93		\$1,160,952.26 3.08

	1938	Total	%	1937	Total	%
HIGHWAY						
Suspension Bridge—Penobscot River				\$ 146.32		
State Highway Commission	\$12,277,006.71	\$12,277,006.71	30.19	9,583,059.82	\$9,583,206.14	25.44
CONSERVATION OF HEALTH AND SANITATION						
Examining Boards	28,576.22			27,334.69		
Bureau of Health	181,226.53			181,454.47		
Bureau of Institutional Service	60,210.35			60,388.87		
Central Maine Sanatorium	218,339.15			176,699.88		
Northern Maine Sanatorium	106,311.27			105,444.91		
Western Maine Sanatorium	142,583.69	\$737,247.21	1.81	131,685.17	\$683,007.99	1.81
CHARITIES, HOSPITALS AND CORRECTIONS						
Bureau of Social Welfare	1,254,273.42			1,233,836.06		
Division of Charitable Institutions	49,394.68			53,182.92		
Social Security	1,732,411.06			1,447,523.36		
Department of Health and Welfare	1,531,666.18			1,751,652.25		
Augusta State Hospital	492,036.26			740,365.49		
Bangor State Hospital	381,705.98			727,776.83		
Maine School for the Deaf	51,056.12			45,188.95		
Maine State Prison	243,965.94			252,094.16		
Pownal State School	356,953.84			570,599.05		
Military and Naval Childrens Home	25,937.87			25,709.42		
State Reformatory for Men	55,892.70			53,289.98		
State Reformatory for Women	92,750.28			165,910.92		
State School for Boys	72,834.95			73,566.33		
State School for Girls	79,440.34	\$6,420,319.62	15.79	187,894.33	\$7,328,590.05	19.45
DEVELOPMENT AND CONSERVATION OF NATURAL RESOURCES AND RECREATION						
Bureau of Taxation	109,953.66					
Department of Agriculture	433,662.59			458,024.73		
Maine State Planning Board	18.00					
Executive Department				18,623.85		
Forestry Department	6,288.47			5,997.09		
Inland Fish and Game	292,247.52			200,229.21		
Maine Development Commission	184,643.35			102,879.43		
Sea and Shore Fisheries	76,828.65			73,038.96		
State Park Commission (Not State House Park)	782.81			773.51		
State Park Commission				1,956.05		
Treasury Department	643.72			461.08		
Knox Arboretum	28.00			1,183.59		
Baxter State Park Commission	190.00	\$1,105,286.77	2.72	301.65	\$863,469.15	2.29
EDUCATION						
Bureau of Taxation	1,762.23					
Department of Education	2,941,069.58			2,794,842.80		
Maine State Library	38,898.92			43,632.19		
University of Maine	657,220.98			552,944.16		
Forestry Department	250.00					
University of Maine Extension Service	2,000.00	\$3,641,201.71	8.96		\$3,391,419.15	9.00
NON-GOVERNMENTAL						
Bureau of Taxation	104,361.24			220,965.99		
Treasury Department	385,473.66			291,783.26		
Unemployment Insurance				507.30		
Unemployment Compensation	3,086,220.27			1,994,824.74		
Insurance Commissioner	149.50					
Bureau of Social Welfare	2,521.94					
Department of Audit	8,458.29					
Maine Unemployment Clearing Account	3,052,630.04	\$6,639,814.94	16.33		\$2,508,081.29	6.66
Debt, (Bonds, Interest, Etc.)						
Treasury Department	\$3,111,364.95	\$3,111,364.95	7.65	\$6,382,827.40	\$6,382,827.40	16.94

THE DEPARTMENT OF FINANCE

79

SUMMARY OF TOTALS—EXPENDITURES FOR 1937 AND 1938

	1938	Total	%	1937	Total	%
General Government	\$5,535,970.88		13.62	\$5,775,113.88		15.33
Protection of Persons and Property	1,191,167.65		2.93	1,160,952.26		3.08
Highway	12,277,006.71		30.19	9,583,206.14		25.44
Conservation of Health and Sanitation	737,247.21		1.81	683,007.99		1.81
Charities, Hospitals and Corrections	6,420,319.62		15.79	7,328,590.05		19.45
Development and Conservation of Natural Resources and Recreation	1,105,286.77		2.72	863,469.15		2.29
Education	3,641,201.71		8.96	3,391,419.15		9.00
Non-Governmental	6,639,814.94		16.33	2,508,081.29		6.66
Debt (Bonds, Interest, etc.)	3,111,364.95		7.65	6,382,827.40		16.94
		\$40,659,380.44	100		\$37,676,667.31	100
PUBLIC WORKS ADMINISTRATION						
Construction of Bridges	\$73,464.70			\$217,843.20		
NATIONAL INDUSTRIAL RECOVERY HIGHWAY FUND						
National Recovery Highway (1934) ..	75,034.20			21,917.20		
National Recovery Municipal (1934) ..	3,720.31			157.92		
National Recovery Secondary (1934) ..				75.50		
National Recovery Highway (1935) ..	803.34			733.57		
National Recovery Municipal (1935) ..	764.45			18,175.82		
National Recovery Secondary (1935) ..	8,247.77			32,313.03		
		88,570.07			73,373.04	
WORKS PROGRAM ADMINISTRATION						
W. P. Trust Fund	235,000.00					
W. P. H.—Highways on Federal Aid System, outside municipalities	17,415.13			112,268.20		
W. P. S. S.—Highways on State Highway System—outside municipalities	5,024.79			124,152.99		
W. P. S. O.—Secondary Roads—outside municipalities	64,106.70			456,372.02		
W. P. M. H.—Highways on Federal Aid System—within municipalities	4,779.74			73,880.22		
W. P. M. S.—Highways on State Highway System—within municipalities	40,385.61			211,990.41		
W. P. G. H.—Grade Crossings Federal Aid System—outside municipalities	227,157.07			353,282.94		
W. P. G. M.—Grade Crossings within municipalities	40,791.96			167,786.46		
W. P. G. S.—Grade Crossings on Secondary roads, outside municipalities	103,018.60			254,350.46		
W. P. F. R.—Flood Replacements	1,204,936.93			993,729.93		
		\$1,942,616.53			\$2,752,813.68	

SCHEDULE B

August 8, 1938

ANALYSIS OF FINANCIAL POSITION

	June 30, 1938		June 30, 1937
Railroad and Telegraph Tax ..	\$ 10,781.20		\$ 12,442.58
Highway Loan Fund	116,986.44	O. D.	409,310.00 O. D.
Hannibal Hamlin Statue	3,400.00		3,400.00
County Taxes	—		—
Public Administrators Fund ..	33,639.15		32,687.53
Defunct Banks	18,907.13		18,942.51
Dog Licenses	9,237.00		9,880.54
Examining Boards	72,886.60		42,091.57
Dog License Deficiency	—		—
Smith-Hughes Act	21,602.18		33,286.35
George-Ellzey Act	—		20,832.63
George-Dean Act	12,793.30		—
Federal Rehabilitation	580.15		901.89
Forestry District	139,136.65		120,191.00
Carlton Bridge Fund	113,755.30		190,272.30
Waldo-Hancock Bridge Fund ..	215,638.98		169,438.55
Federal National Recovery Fund	5,625.26		272,801.12
Motor Transport and Equipment	76,694.32	O. D.	43,844.68 O. D.
General Highway Fund	4,023,739.26		4,891,813.48
Public Works Administration	111,293.91	O. D.	74,289.21 O. D.
Works Program Administration	48,426.51		40,584.62
Institutional Construction (Bonds)	18,085.96		180,505.42
Unemployment Compensation Commission:			
Departmental Operations ...	36,560.29		33,121.78
Employment Service	34,291.64		—
Benefits	112,628.66		—
Revenue Account	66,102.70		21,515.47
Social Security			
Dependent Children	126.00	O. D.	5,402.52
Child Welfare Service	4,145.90		1,751.50
Public Health	14,860.62		21,301.59
Crippled Children	21,935.88		15,998.42
Maternal and Child Health ..	28,700.32		14,335.44
Old Age Assistance	19,628.76		57,404.01
Aid to Blind	48,964.58		76,545.27
	<u>\$4,830,953.31</u>		<u>\$5,760,004.20</u>
Cash on hand and in Banks ..	5,636,564.71		5,394,070.99
Balance Obligated to Appropriations	\$ 805,611.40		
Balance Due Over Cash on Hand			\$ 365,933.21
O. D.—Overdraft			

SCHEDULE C

REVENUE RECEIPTS BY INCOME SOURCES

	July 1, 1937 to June 30, 1938	July 1, 1936 to June 30, 1937
Taxes	\$15,618,454.41	\$15,138,107.99
Licenses	4,452,755.01	4,507,065.44
Rents	904,461.98	742,184.69
Fees	370,616.61	328,852.58

THE DEPARTMENT OF FINANCE

81

	July 1, 1937 to June 30, 1938	July 1, 1936 to June 30, 1937
Sales of Services and Commodities	6,814,292.07	6,362,897.47
Interest, Premiums and Discounts	140,348.05	97,800.96
Fines, Premiums and Discounts	49,440.22	41,210.10
Grants, Subsidies and Donations	8,881,329.37	6,160,626.14
Refunds, Pensions and Other Assessments	773,651.46	737,773.83
Sale of Highway Bonds	1,011,990.00	1,026,635.00
Sale of Bridge Bonds	—	385,905.00
Sale of Construction Bonds	—	1,543,049.22
Loans	—	2,997,833.33
Salvage of Equipment	2,314.20	1,408.19
Receipts Returnable to Counties, Towns and Cities	225,627.56	191,372.41
Receipts Returnable to Private Concerns or Individuals	66,710.30	54,432.30
Receipts from Trust Fund Investments ..	60,079.87	131,099.42
Receipts to Public Funds Held by the State ..	635.00	—
Accounting Adjustments	584,773.14	1,052,087.96
Dividends on Closed Banks	14,440.23	27,993.90
	<u>\$39,971,919.48</u>	<u>\$41,528,335.93</u>
Special Tax—Employees Unemployment Insurance	3,097,217.27	1,871,986.08
GRAND TOTAL	\$43,069,136.75	\$43,400,322.01

REVENUE RECEIPTS BY INCOME SOURCES

July 1, 1936—June 30, 1938

Taxes	June 30, 1938	June 30, 1937
Taxes on Cities & Towns—Current .. GF	3,968,228.81	3,940,411.81
Taxes on Cities & Towns—Delinquent GF	554,861.90	711,408.19
Malt Beverage Tax Stamp Sales AP	287,253.44	342,488.91
State Tax on Wild Lands	402,141.89	539,360.78
State Tax on Forestry	131,894.85	146,867.24
Tax on Personal Property—Unorgan- ized Towns	GF 6,224.95	
Tax on Personal Property	GF	7,525.98
Tax on Corporations	GF 240,992.70	232,904.22
Tax on Corporations—Cost of Adver- tising	GF 78.00	83.00
Tax on Insurance Companies	GF 563,321.39	489,918.69
Tax on Building & Loan Associations GF	2,802.06	2,953.61
Tax on Trust & Banking Companies .. GF	47,736.01	47,589.43
Tax on Savings Banks	GF 201,147.94	216,537.72
Tax on Banks Defray Cost of Exams. GF	6,780.00	6,760.00
Tax on Foreign Corporations (Bank Associations	GF 4,770.00	4,650.00
Tax on Railroad Companies	GF 1,006,068.83	1,022,211.02
Tax on Telephone Companies	GF 338,125.94	328,980.06
Tax on Estates	GF 63,615.24	389,023.59
Tax on Collateral Inheritances	GF 599,353.05	591,921.64
Tax on Males — Unorganized Towns Capitation Tax	AP 2,442.00	2,164.00
Tax on Internal Combustion Engine Fuels	GHF 6,161,419.84	5,439,912.24
Uncommitted Tax on Corporations .. GF	510.00	355.00
Taxes on Collateral Inheritances — Foreign	GF 313.40	813.87

THIRD BIENNIAL REPORT OF

		June 30, 1938	June 30, 1937
Excise Tax—Non-Resident	AP	24,910.01	46,553.46
Beer Tax for 1937 Deficiency Account	DA	861,760.47	356,926.08
Potato Tax	AP	112,615.39	
Tax on Telegraph Companies	GF	12,579.67	15,015.05
Tax on Parlor & Sleeping Cars	GF	715.60	813.69
Tax on Express Companies	GF	15,791.03	15,269.65
Liquor Tax for Old Age Assistance ..	*		238,689.06
		<hr/>	<hr/>
		\$15,618,454.41	\$15,138,107.99

*Credit to State Contingent Fund

Licenses			
Bottlers License	AP	2,040.00	3,105.00
Milk License	AP	5,777.50	5,351.25
Nursery License	AP	2,491.26	515.00
Sardine Packers License	AP	950.00	1,500.00
Registration of Commercial Fertilizers	AP	7,795.00	8,015.00
Registration of Feeding Stuffs	AP	10,690.00	10,160.00
Registration of Insecticides & Fungicides	AP	2,080.00	2,070.00
Poultry License	AP	396.00	366.00
Milk Control Board License	AP	971.00	1,338.00
License—Prophylactic Rubber Goods .	AP	887.50	1,143.00
License for Small Loan Agency	AP	3,575.00	3,400.00
License for Small Loan Agency	GF		139.57
Registration of Dealers in Securities .	AP	1,750.00	2,550.00
Renewal of Registration of Dealers in Securities	AP	5,300.00	5,200.00
Renewal of Registration of Salesmen or Agent of Dealers in Securities .	AP	3,570.00	3,740.00
Malt Beverage Commission Fees	AP	305,360.00	192,320.00
License to Insurance Agents (Individual)	GF	15,241.00	15,458.00
License to Insurance Agents (Firms and Corporations)	GF	13,972.00	13,324.00
License to Insurance Agents (Assessment Casualty Co.)	GF	170.00	184.00
License to Insurance Companies	GF	8,346.24	8,340.00
License to Insurance Companies (Assessment Casualty Company)	GF	20.00	20.00
License to Foreign Fraternal Companies	GF	115.00	115.00
License to Surety Firms & Corporations	GF	1,596.50	1,517.00
License to Agents—Surety Firms	GF	1,331.50	1,312.00
License to Adjuster of Fire Losses ...	GF	16.00	16.00
Certificate of Approval—Licenses	AP	5,791.67	
License to Brokers	GF	1,575.00	1,825.00
Guides Replacement License	AP	381.00	
License to Lightning Rod Manufactures	GF	40.00	40.00
Certificate of Qualification of Domestic Insurance Company	GF	26.00	24.00
Certificate of Qualification of Domestic Companies	GF	40.00	80.00
Certificate of Authority to Inter-Insurers	GF	180.00	200.00
Certified Copy Fees	AP	34.50	46.00
Transportation Tags for Birds, Fish & Deer	AP	685.45	804.15
Resident Combination License (Hunting and Fishing)	AP	31,636.50	33,756.50

THE DEPARTMENT OF FINANCE

83

		June 30, 1938	June 30, 1937
Resident Hunting License	AP	72,357.65	39,348.90
Resident Fishing License	AP	68,842.32	52,851.18
Non-Resident Big Game Hunting License	AP	53,390.00	45,259.60
Non-Resident Small Game Hunting License	AP	7,209.00	6,847.00
Non-Resident Exchange Hunting License (Small for Big Game)	AP	1,090.00	912.00
Non-Resident Fishing License (Season)	AP	16,892.50	16,583.00
Non-Resident Fishing License (30 day)	AP	54,374.10	50,601.00
Non-Resident Exchange Fishing License (30 day change to Season) ..	AP	1,688.00	1,702.00
Non-Resident Junior Fishing License ..	AP	3,199.80	3,070.00
Eel Permit	AP	1,437.07	602.25
Resident Trapping License (State-wide)	AP	6,560.00	7,500.00
Resident Trapping License in Organized territory except Beaver	AP	7,960.00	10,215.00
Resident Exchange Trapping License (Organized for State-wide)	AP	465.00	490.00
Non-Resident Trapping License	AP	250.00	150.00
Resident Guides License	AP	5,598.00	2,031.00
Non-Resident Guides License	AP	600.00	640.00
Resident Taxidermist License	AP	120.00	140.00
Alien Taxidermist License	AP	25.00	25.00
Camp Proprietors License (Unorganized Territory)	AP	770.00	655.00
License for Game & Fur Farming	AP	1,320.00	1,105.00
State Fur Buyers' License	AP	1,550.00	1,955.00
State Dealers in Deer Skins License ..	AP	1,050.00	1,300.00
Retail Store License Fees	AP	.50	19,641.50
Non-Resident Fishing License (3 day) ..	AP	24,304.65	21,745.90
Junior Bird Hunting License	AP	56.00	40.00
Filing Fees—Retail Store Licenses ..	AP	.50	4,459.00
Lobster Dealers License	GF	162.00	148.00
Lobster Fishermen's License	GF	3,398.00	3,167.00
Hotel & Restaurant Lobster License ..	GF	863.00	810.00
Lobster Peddler's License	GF	384.00	311.00
Lobster Smack License (Foreign)	GF	305.00	195.00
Lobster Smack License (Domestic) ..	GF	65.00	54.00
Lobster Meat Permits	GF	220.00	230.00
License—Railroad Companies	AP	600.00	600.00
License—Manufacturers	AP	100.00	100.00
License—Horse Racing	AP	220.00	410.00
License—For Prospecting Minerals ...	GF	65.00	40.00
Registration of Motor Vehicles	GHF	3,582,148.43	3,787,015.41
Tree Surgeon's License	AP	389.00	248.00
Cultivation of Quohaugs and Clams ..	GF	10.00	40.00
License—Hotels (Liquor)	AP	27,450.00	24,450.00
License—Clubs (Liquor)	AP	4,550.00	3,850.00
License for Itinerant Vendors	GF	100.00	100.00
Circus License	AP	2,000.00	3,500.00
Clam Shipper's License	GF	40.00	45.00
License Roadside Eating and Lodging Houses	AP	48,071.14	39,104.17
Permit to Install Plumbing	AP	11,746.73	10,020.39
Master's and Pilot's License	GF	442.00	376.00
License for Portable Sawmills	AP	1,775.00	1,275.00
Live Bait License	AP	696.00	634.00
Class "A" Guides License	AP	1,011.00	624.00

THIRD BIENNIAL REPORT OF

		June 30, 1938	June 30, 1937
Exchange Guides License	AP	2.00	2.00
Distributors Licenses for Games of Skill	AP		950.00
Operator's License for Games of Skill	AP		8,184.00
Wild Hare and Rabbit License	AP		50.00
Marketmans License	AP		335.00
Junior Deer Hunting License	AP		85.00
Certificate of Approval (Liquor)	AP		12,116.67
Aircraft Licenses	AP		152.00
		<hr/>	<hr/>
		\$4,452,755.01	\$4,507,065.44
Rents			
Rent of Buildings at International Bridge from National Government	AP	2,707.20	2,920.94
Rental of State Owned Cars	AP	65,602.94	58,161.56
Rent of Booths-Maine Building, Springfield, Massachusetts	AP	550.00	930.00
Shore Rentals (Penobscot Indians	GF	450.00	450.00
Lease of Lands	GF	3,016.60	430.95
Lease of Islands	GF	25.00	176.75
Rent of Houses-Augusta State Hospital	GF	324.33	348.00
Rent of Houses-Maine State Prison ..	AP	527.00	455.00
Rent of Houses-Bangor State Hospital ..	GF	120.00	192.00
Rent of Houses-Western Maine Sanatorium	GF	141.00	80.00
Rents-Old Forts and Military Reservations	AP	200.00	184.00
Rental of Space for Pipe Lines	AP	500.00	500.00
Rental for Carlton Bridge used by Maine Central Railroad Company ...	AP	82,801.38	83,271.11
Rental for Highway Equipment	AP	51,128.05	33,968.82
Tolls-Carlton Bridge	AP	190,972.85	171,360.35
Tolls-Richmond Dresden Bridge	AP	657.30	
Tolls-Waldo-Hancock Bridge	AP	95,748.65	93,212.00
Rent of Apartments-Sea & Shore Fisheries	GF	505.00	480.00
Rental of Land	AP	915.00	400.00
Lease for Kelp	GF	182.10	182.10
Rental of Booth-Various Trade Shows	AP	600.00	
Rental of Highway Equipment Within Department	AP	406,787.58	294,301.11
Rental of Numbers-Racing	AP		170.00
Rents on Building at International Bridge from N. R. A.	AP		10.00
		<hr/>	<hr/>
		\$904,461.98	\$742,184.69
Fees			
Analysis of Commercial Fertilizers ..	AP	800.00	
Shipping Point Inspection	AP	83,807.60	83,525.07
Maine Egg Laying Contest Entrance Fee	AP	1,183.34	1,120.57
Certificate of Approval of Corporation Charters	GF	1,305.00	1,330.00
Duplicate Licenses-Real Estate	AP	6.00	
Duplicate Licenses-Fish & Game ...	AP	153.25	
Certificate of Excuse of Corporations ..	GF	635.00	860.00
License to Service Clubs-Motor Vehicle Road and Tourist Clubs ..	GF	120.00	

THE DEPARTMENT OF FINANCE

85

		June 30, 1938	June 30, 1937
License to Agent-Motor Vehicle Service Club	GF	198.00	
Registration of Teachers for Employment	AP	699.00	708.00
Providers License-Blue, White & Red Trade Mark	AP	130.00	
Copy of Search of Vital Statistics Records	AP	1,210.51	1,102.74
Laboratory Tests-Health	AP	2,790.81	3,535.05
Laboratory Tests-Agriculture	AP	33.30	24.10
Users License — Blue, White & Red Trade Mark	AP	125.00	
Traveling Library Fees	AP	79.45	1,056.80
Stamping of Beaver Skins	AP	7,294.00	5,480.00
Subscription Fee—Market Report	AP	353.20	
Fees on Improper Registration	AP	4,326.75	15,059.94
Fees on Cosmetics	AP	4,205.98	4,290.03
Brokers License	AP	4,190.00	
License Fees—Salesmen	AP	500.00	
Filing Annual Statements of Insurance Companies of other States — Charters and By-Laws	GF	4,649.00	4,631.00
Service of Writs	GF	10.00	28.00
First Time Brokers Examination	AP	10.00	40.00
First Time Agents Examination	AP	2,410.00	2,180.00
Certification of Organization of New Corporations — Fees	GF	1,140.00	
Fees on Corporation Changes	GF	820.00	1,095.00
Fees for Certification or Permit-Supervision of Motor Vehicles	AP	12,165.00	
Fee for Motor Vehicle Supervision Plates	AP	4,598.00	5,771.50
Application Fee—Personnel Board ...	AP	648.00	
Fees for Credit Unions	GF	148.58	
Filing Power of Attorney of Foreign Corporation—Filing Instrument Revoking Power of Attorney of Foreign Corporation	GF	1,795.00	
Milk Board Control Fee 1c per CWT .	AP	9,294.20	9,865.70
Filing Certificate of Organization of a Cooperative Marketing Association ...	AP	1,200.00	
Filing Amended Certificate Organization of a Cooperative Marketing Association	AP	78.00	
X-ray Fees	AP	625.00	
Boiler Inspection—Certificates	AP	1,839.15	1,852.25
Examination for Boiler Inspectors ...	AP	55.00	65.00
Registration of Trade Marks or Recording Assignments of Trade Mark Rights	GF	287.00	
Fees on Temporary Dealers Plates ...	AP	25,901.50	30,944.00
Commissioners for Justice of Peace, Notary of Public, Disclosures or Trial Justice	GF	4,100.00	
Fee for Transfer on Motor Vehicle Supervision Plates	AP	729.00	934.50
Fee for Reopening of Hearings	AP	212.00	654.50
Inspection of Boilers	AP	2,154.30	1,729.20
Commission on Pari-Mutuels	AP	44,526.46	42,817.60
Certified Copy of Records	GF	1,179.35	2,063.34
Certification of Registration & Inspection of Aircraft	AP	681.00	
License for Outdoor Advertising Signs	AP	3,850.00	4,575.00
Permit for Outdoor Advertising Signs	AP	5,328.00	2,055.00

THIRD BIENNIAL REPORT OF

		June 30, 1938	June 30, 1937
Pilot's License — Commercial, Trans- port and Student	AP	37.00	330.00
Fees—Certified Documents	AP	287.49	62.00
Barbers License Fees	AP	13,060.00	
Registration of Steamboats	GF	594.00	475.00
Inspection of Steamboats	GF	1,084.50	816.00
Board of Hairdressers & Beauty Cul- ture	AP	11,584.16	11,353.99
Fee for Board of Accountancy	AP	160.00	
Board of Podiatry	AP	435.00	
Admission to Bar	AP	1,282.80	1,080.00
Board of Chiropractic	AP	199.00	489.00
Fees—Board of Dental Examiners	AP	655.50	633.00
Inspection Fees	AP	23,329.28	7,096.00
Registration Fees — Professional & Resident Engineers	AP	1,706.90	2,998.60
Fees—Board of Embalming	AP	1,173.00	1,048.50
Registration Fees — Professional & Non-Resident Engineers	AP	315.90	324.90
Board of Registry of Medicine	AP	2,265.00	2,140.00
Board of Registration of Nurses	AP	6,250.50	5,905.13
Fees—Board of Optometry	AP	974.00	1,727.00
New Corporations	GF	3,352.50	2,901.00
Corporation Changes	GF	9,610.82	6,791.09
Fees—Board of Osteopathy	AP	725.00	672.08
Filing Fee—Beer	AP	26,340.00	13,570.00
Board of Pharmacy	AP	904.00	911.50
Amusement Fee	AP	1,630.00	490.00
Plumbers Examining Board	AP	13,562.23	
Permit to Open Highways	AP	745.03	481.72
Witness Fees for Motor Vehicle Viola- tions	AP	321.63	1,197.99
Witness Fees—Insurance Department	AP	51.82	
Witness Fees—Police	AP	180.12	190.50
Witness Fees—Taxation	GHF	15.00	8.98
Miscellaneous Fees—Fish & Game De- partment	AP	2,353.24	7,133.94
Miscellaneous Fees—All Departments	GF		829.94
Miscellaneous Fees—Public Utilities ..	GF	1.00	
Miscellaneous Fees—Secretary of State	GF	796.46	
Miscellaneous Fees—Forestry	AP)	1.50	
Miscellaneous Fees—Forestry	GF)	47.50	
Analysis of Feeds	AP		5.00
Veterinary Examiners Fees	AP		51.00
Fee on Importer's Permit	AP		355.00
Fees—Certificate of Permit—Supervi- sion of Motor Vehicle Plates	AP		16,383.00
Fees on New Corporations	GF		1,280.00
Foreign Corporations	GF		2,115.00
Trade Marks	GF		368.00
Duties on Commission	GF		4,610.00
Operating Fees—Racing	AP		1,380.00
Drivers License—Racing	AP		260.00
Horse License—Racing	AP		127.50
Beer Certificate of Approval for May and June	AP		866.33
		<u>\$370,616.61</u>	<u>\$328,852.58</u>

THE DEPARTMENT OF FINANCE

87

Sales of Services and Commodities		June 30. 1938	June 30. 1937
Sale of Military Property	AP	1,204.19	53.68
Sale of Pamphlets	AP	44.20	39.70
Inspection and Certification of Seed Potatoes	AP	50,705.06	45,921.35
Blueberry Factory Inspection	AP	1,704.00	1,076.00
Sardine Factory Inspection Service	AP	16,348.42	19,965.37
Sale of Labels & Cartons	AP	86.10	50.18
Maine Egg Laying Contest—Sale of Eggs	AP	3,728.51	4,451.89
Salvage of Hides & Carcasses	AP	4,369.53	2,053.72
Departmental Supplies	AP	25,173.98	20,863.94
Uniform Accounting Installation — Charged to Towns	AP	12,109.88	6,468.27
Sale of Stationery & Other Forms—Public Utilities	AP	3.25	11.95
Sale of Timber and Grass from No 2 Township on St. Croix River	GF	1,362.43	3,544.66
Sale of Timber and Grass from Land Reserved for Public Uses	GF	7,580.88	6,226.98
Sale of Drugs for Venereal Treatment	AP	51.66	
Sale of Blank Forms—Public Utilities	AP	1.00	
Sale of Blank Forms—Industrial Accident Commission	AP	176.83	
Sale of Blank Forms	AP		173.48
Sale of Miscellaneous Drugs and Vaccines—Social Security	AP	332.51	
Sale of Miscellaneous Drugs and Vaccines—Bureau of Health	AP	169.10	
Sale of Miscellaneous Drugs and Vaccines	AP		68.00
Tuition from Towns for School of Children in Unorganized Territory	AP	115.00	166.00
Sale of Boob Test Needles	AP	1.00	11.15
Sale of Salvage of Surplus Materials—Highway	AP	430,564.01	381,691.45
Sale of Salvage of Surplus Materials—Highway	GHF	22.10	
Sale of Salvage of Surplus Materials—W. P.	AP	645.34	780.87
Sale of Salvage of Surplus Materials—N. R.	AP	61.63	10.40
Specifications—Highway	AP	5,279.00	7,271.00
Sale of Books	AP	376.80	323.14
Sale of Stock from Nursery	AP	491.31	639.12
Sale of Revised Statutes	GF	197.75	295.00
Tuition—Gorham Normal School	AP	15,851.00	14,842.28
Tuition—Farmington Normal School	AP	16,419.00	18,648.69
Tuition—Washington Normal School	AP	4,242.85	3,385.50
Sale of Liquor	AP	5,891,704.70	5,516,696.02
Sale of Supplies from Stock—Accounts & Control	AP	10.20	2.88
Sale of Supplies from Stock—Augusta State Hospital	AP	248.17	346.00
Sale of Supplies from Stock—Central Maine Sanatorium	AP	73.89	
Sale of Waste Paper	AP	74.82	86.71
Sale of Miscellaneous Items	AP	13.97	264.38
Tuition—Eastern State Normal School	AP	3,379.20	3,387.25
Tuition — Aroostook State Normal School	AP	5,900.56	7,662.74
Tuition—Madawaska Training School	AP	1,650.00	1,129.18
Board of Patients — Augusta State Hospital	GF	50,692.36	45,611.22

THIRD BIENNIAL REPORT OF

		June 30, 1938	June 30, 1937
Board of Patients-Bangor State Hospital	GF	28,477.25	26,232.47
Board of Patients-Pownal State School	GF	5,207.37	3,451.51
Board of Transients-Central Maine Sanatorium	GF	202.80	
Board of Transients-Maine State Prison	AP	682.62	440.24
Board of Transients-Northern Maine Sanatorium	GF	5.00	14.50
Board of Transients-Pownal State School	GF	94.74	316.79
Board of Transients-Western Maine Sanatorium	GF	100.20	349.50
Sales of Supplies-Western Maine Sanatorium	GF	167.55	45.28
Painting Vehicles-Maine State Prison	AP	2,613.52	3,448.57
Upholstering Department-Maine State Prison	AP	4,273.80	2,870.46
Sale of Farm Products-Augusta State Hospital	GF	203.58	413.06
Sale of Farm Products-Bangor State Hospital	GF	172.00	800.11
Sale of Farm Products-Maine State Prison	AP	3,432.35	3,057.98
Sale of Farm Products-Pownal State School	GF	75.99	72.44
Sale of Farm Products-Reformatory for Men	AP	39.23	
Sale of Farm Products-Reformatory for Men	GF	1,287.36	1,385.75
Sale of Farm Products-State School for Boys	GF	294.97	361.50
Sale of Farm Products-State School for Boys	AP		436.00
Sale of Farm Products-Western Maine Sanatorium	GF	374.50	2,124.80
Sale of Surplus Materials-Superintendent of Buildings	AP	311.92	106.83
Blacksmith, Tinsmith, & Auto Repairing-Prison	AP	3,453.73	3,164.84
Woodworking Department-Prison	AP	10,989.61	11,699.85
Board and Tuition N. H. Pupils-Maine School for Deaf	AP	2,800.00	
Sale of Industrial Products-Augusta State Hospital	GF	274.75	59.75
Sale of Industrial Products-Augusta State Hospital	AP		184.10
Sale of Industrial Products-Bangor State Hospital	GF	181.01	141.01
Sale of Industrial Products-Maine State Prison	AP	242.69	174.67
Sale of Industrial Products-Pownal State School	GF	13.23	62.79
Sale of Industrial Products-Reformatory for Women	AP		45.74
Meter Postage	AP	79,440.70	69,045.68
Sale of Green Bones-Augusta State Hospital	GF	94.70	208.72
Sale of Green Bones-Bangor State Hospital	GF	63.54	77.69
Sale of Green Bones-Maine School for Deaf	AP	2.80	
Sale of Green Bones-Central Maine Sanatorium	GF		61.23
Sale of Green Bones-Maine State Prison	AP		5.50

THE DEPARTMENT OF FINANCE

89

		June 30, 1938	June 30, 1937
Sale of Green Bones-Western Maine Sanatorium	GF	44.69	28.56
Sale of Green Bones — Pownal State School	GF		1.00
Superintendent of Public Printing Service	GF	3,667.20	1,370.46
Superintendent of Public Printing Service	AP		1,267.85
Sale of Lobster Measures	GF	511.84	385.00
Sale of Land & Buildings—Sea & Shore Fisheries	GF	3,500.00	
Auto Plate Department—Prison	AP	28,401.43	21,169.38
Sale of Door Mats—Prison	AP	8.00	4.45
Sale of Wood Products—Prison	AP	1,172.00	2,344.91
Sale of Harness Products—Prison ..	AP	15,427.95	25,559.80
Sale of Tailoring Products—Prison ..	AP	7,486.60	7,665.69
Sale of Brick Yard Products	GF	288.78	
Sale of Brick Yard Products	GF	3,982.46	5,675.34
Sale of Mailing Lists—Liquor Division ..	AP	56.50	62.50
Sale of Gas & Grease—Adjutant General	AP	977.28	726.56
Sale of Gas & Grease—Augusta State Hospital	AP	388.20	394.94
Sale of Gas & Grease—Bangor State Hospital	AP	54.59	88.70
Sale of Gas & Grease—Central Maine Sanatorium	AP	180.01	
Sale of Gas & Grease—Northern Maine Sanatorium	GF	54.04	
Sale of Gas & Grease — Maine State Prison	AP		2.10
Sale of Gas & Grease—Pownal State School	AP	.90	.72
Sale of Gas & Grease — State School for Boys	AP	1,510.59	1,331.10
Sale of Gas & Grease—Western Maine Sanatorium	AP	83.27	30.29
Sale of Gas & Grease—Western Maine Sanatorium	GF		.13
Sale of Gas & Grease—State Police ..	AP	11.72	1.60
Sundry Receipts—Liquor	AP	125.37	54.33
Sundry Receipts—Health	AP	339.37	205.42
Sundry Receipts—Police	AP	313.41	211.43
Sundry Receipts—Augusta State Hospital	GF	107.22	29.94
Sundry Receipts—Augusta State Hospital	AP		708.82
Sundry Receipts—Bangor State Hospital	AP	135.24	63.43
Sundry Receipts—Bangor State Hospital	GF	58.05	192.14
Sundry Receipts—Central Maine Sanatorium	GF		367.73
Sundry Receipts — Maine School for Deaf	AP		2.70
Sundry Receipts—Maine State Prison ..	AP	475.88	668.86
Sundry Receipts—Pownal State School ..	GF	301.01	166.96
Sundry Receipts — Reformatory for Men	GF	22.50	100.00
Sundry Receipts — Western Maine Sanatorium	GF	196.19	87.99
Sundry Receipts—Social Security	AP	5.00	
Sundry Receipts—Sea & Shore Fisheries	GF	1.00	200.00

THIRD BIENNIAL REPORT OF

		June 30, 1938	June 30, 1937
Sundry Receipts — Reformatory for Women	AP	148.95	78.03
Sundry Receipts — Reformatory for Women	GF	15.84	6.45
Sundry Receipts — State School for Girls	GF	2.49	67
Sundry Receipts — Northern Maine Sanatorium	GF		26.85
Industrial Accident — Administration Expense	GF	27.60	14.95
Board and Care of T. B. Patients	AP	45,469.20	46,193.55
Sales of Supplies from Stock—Agriculture	AP		10.50
Sales of Supplies from Stock—School for Girls	AP		106.46
Sale of Gas and Grease—Liquor	AP		7.92
Sale of Forms	AP		132.57
Salvage of Surplus Materials — F. E. R. A.	AP		20.00
Sale of Livestock—State School for Boys	AP		45.00
Sale of Salvage of Surplus Material—P. W. A.	AP		4.20
		<u>\$6,814,292.07</u>	<u>\$6,362,897.47</u>
Interest, Premiums, and Discounts			
Interest on Bank Balances	GF	819.85	527.82
Interest on Bank Stock Securities ..	GF	663.20	857.45
Interest on Forestry District Tax	GF	823.05	2,303.57
Interest on State Tax on Cities & Towns	GF	17,927.34	28,331.89
Interest on State Tax on Wild Lands ..	GF	2,715.17	8,337.27
Interest on Savings Accounts—Farm Land Loan	GF	510.09	
Interest on Securities Held for Allocation in Trust Funds	GF	93,693.55	
Interest on Securities—Reserved Land Fund	GF	4,805.00	4,548.50
Interest on Land Reserved to State School Fund	AP	8,613.00	8,218.86
Interest on Securities—John Prescott Fund—Western Maine Sanatorium ..	GF	1,022.50	45.00
Interest on Securities—Levi M. Stewart Fund	GF	5,400.00	1,994.14
Interest on Savings Bank Accounts—Unused Balance, Western Maine Sanatorium	GF	3,334.80	
Interest—Bank Stocks—Suspense ...	GF	20.50	368.00
Interest on State Trust Funds	GF		40,488.91
Interest on Securities—Reserve Land Fund — Auditors	GF		766.50
John Prescott Fund — Central Maine Sanatorium	GF		20.00
Interest ad interim	AP		993.05
		<u>\$140,348.05</u>	<u>\$97,800.96</u>
Fines, Premiums and Discounts			
Gas Tax Penalties	GHF	75.00	251.68
Auto Fines	GHF	31,924.68	27,311.24
Fine for Misbranding Potatoes	AP	676.30	893.86
Fine for Violation Pure Food Laws ..	AP	15.00	
Fines & Penalties—Fish & Game Department	AP	15,622.72	10,375.99
Fines (Sea & Shore Fisheries)	GF	860.50	705.00

THE DEPARTMENT OF FINANCE

91

		June 30, 1938	June 30, 1937
Fines for Failure to Return Books ..	AP	266.02	310.93
Fine for Violation of Fertilizer Law ..	AP		25.00
Fine for Violation of Contract—Highway	AP		1,336.40
		\$49,440.22	\$41,210.10
Grants, Subsidies and Donations			
Federal Aid—1st Class Highway Construction	AP	1,589,075.45	770,406.54
Federal Aid—1st Class Highway Construction—N. R. A.	AP		5,986.82
Federal Aid—1st Class Highway Construction—P. W. A.	AP		37,846.16
Federal Grant for Smith-Hughes Act	AP	44,574.59	41,977.01
Federal Grant to Industrial Rehabilitation	AP	11,601.11	11,972.28
Federal Grant to Fire Prevention	AP	43,196.00	49,710.00
Federal Contribution Cooperative Distribution Forest Plant Stock	AP	549.55	517.64
Towns Payment for State Aid Construction	AP	360,745.30	465,707.94
Towns Share of Cost for Bridge Construction—W. P.	AP	2,012.70	141,876.99
Towns Share of Cost for Bridge Construction—Highway	AP	99,029.27	45,121.74
County's Share of Cost for Bridge Construction	AP	172,422.28	88,888.89
Towns Share of Snow Removal from State and Town Highways	AP	199,163.13	406,634.56
Towns Payment for Highway Maintenance Patrol	AP	285,457.43	283,060.02
Towns Contribution — Public Health Nursing School	AP	4,447.75	3,877.59
Towns Contribution—Dental Work in Schools	AP	1,326.15	999.07
Contribution by Towns to Supervision of Schools in Plantations	AP	1,325.00	1,425.00
Contribution to Normal School Support by Town of Presque Isle	AP	5,000.00	8,333.34
Contribution to Normal School Support by Town of Gorham	AP	6,000.00	6,000.00
Contribution to Normal School Support by Town of Farmington	AP	7,500.00	6,000.00
Contribution to Normal School Support by Town of Castine	AP	2,500.00	2,500.00
Federal Aid to National Recovery Highways—W. P.	AP	1,529,155.09	2,519,794.30
Federal Aid to National Recovery Highways—N. R.	AP	38,709.82	126,588.47
Contribution from Private Sources for 1st Class Highway Construction	AP	2.00	
Federal Grant for Old Age Assistance	AP	465,704.27	358,215.90
Federal Grant—George Deen Act	AP	56,589.80	
Federal Grant — Aid to Dependent Children	AP	185,300.27	178,684.34
Federal Grant—Aid to Blind	AP	151,680.11	121,974.57
Towns Share Snow Removal Highways	AP	92,180.36	97,032.49
Over Expenditures by Towns—Snow Removal	AP	11,486.17	43,646.97
Federal Grant—Aid to Public Health .	AP	71,166.00	60,609.00
Federal Grant—New Construction for Institutions — Central Maine Sanatorium	AP	11,177.31	

THIRD BIENNIAL REPORT OF

		June 30, 1938	June 30, 1937
Federal Grant—New Construction for Institutions—Reformatory for Women	AP	29,259.73	32,146.22
Federal Grant—New Construction for Institutions—State School for Girls	AP	19,212.27	28,443.78
Federal Grant—New Construction for Institutions—Augusta State Hospital	AP	3,450.00	
Contribution from Portland for Sewing Room—WPA	AP	147.50	2,238.53
Federal Grant for Unemployment Insurance	AP	298,753.30	92,463.03
Towns Additional State Aid Money ..	AP	1,694.90	
Federal Grant for Aid to Crippled Children	AP	32,489.44	25,465.72
Federal Grant for Maternal and Child Health	AP	54,853.47	36,999.27
Federal Grant—Child Welfare Service ..	AP	17,936.67	13,719.56
Federal Grant—Employment Service ..	AP	195,013.59	
Contribution to Normal School Support by Town of Machias	AP	1,350.00	
Federal Grant for Unemployment Compensation Commission Benefit Account	AP	2,700,000.00	
Federal Grant for Highway Planning Survey Board	AP	48,801.47	
Cities' Share—Building of Armory	AP	9,000.00	
Contribution—Maine Cannery Association	AP	19,138.40	
Reimbursement from New Hampshire for Inter-State Bridge	AP	1,151.72	
Ascertaining Value of Wild Lands ..	AP		300.00
Gifts—(Committee of One Hundred) ..	AP		7,080.00
Vocational Education—George Ellzey Act	AP		13,693.03
Towns Payment—State Aid Construction—WPA	AP		18,500.00
Snow Removal—Towns Requisition ...	AP		1,063.23
Subscriptions—Highway Safety Campaign	AP		466.44
Campaign Referendum Contribution ..	AP		812.20
Federal Aid to National Recovery Highways—Highway Loan Fund ...	AP		1,847.50
		<u>\$8,881,329.37</u>	<u>\$6,160,626.14</u>
Refunds			
Retirement Assessment—Maine Teachers Ass'n	AP	135,591.65	109,217.51
Assessment against Towns for Aid to Mothers	AP	264,628.85	230,859.26
Assessment Against Towns for Board and Care of Neglected Children	GF	215,446.10	189,357.33
Assessment to Relatives for Board and Care	AP	2,419.00	2,142.09
Reimbursement from Towns & Relatives for Support of Paupers & Other Dependent Persons	AP	1,554.66	1,047.13
Refunds on Insurance Receipts for July and August	GF	124.50	268.00
Reimbursement State Compensation Account	AP	1,862.44	
Sale of Land for Taxes	GF	284.90	446.45
Escheats	GF	4,421.12	4,902.86
Reimbursement—C Worthyake Account	AP	450.00	400.00

THE DEPARTMENT OF FINANCE

93

		June 30, 1938	June 30, 1937
50% Refund Excise Tax to Carlton Bridge	AP	15,258.30	15,265.58
State Pauper Refund—Penobscot Indians	AP	2,147.46	2,082.80
Dog Licenses (Deficient)	GF	7,385.00	9,313.00
State Pauper Refund—Passamaquoddy Indians	AP	489.83	100.20
Land Damage	AP	2,520.99	6,545.22
Refunds on Insurance	AP	25,937.29	24,158.25
Refunds on Insurance—Bangor State Hospital	AP	334.03	
Refunds on Insurance—Pownal State School	AP	73.34	
Refunds on Insurance — State School for Girls	AP	1.64	306.58
Refunds on Insurance — Reformatory for Women	AP		152.73
Reimbursement Purchase of Dormitory Coal at Normal School	AP	8,789.51	5,772.06
Settlement for Fire Losses—Insurance on State Property	AP	19,014.31	739.94
Settlement for Fire Losses—Education	AP	24.10	85,293.95
Settlement for Fire Losses—Superintendent of Public Buildings	AP		1.00
Reimbursement by Patients for Hospital Service	AP	1,097.95	393.74
Refund—Damage Claims—Liquor	AP	682.48	1,747.23
Refund—Damage Claims—Police	AP	220.11	80.17
Refund—Damage Claims—Prison	AP	12.76	8.00
Refund Damage Claims — Western Maine Sanatorium	AP	7.00	
Refund Damage Claims—Taxation ..	AP	52.58	
Refund Damage Claims — Insurance Department	AP	5.00	
Refund Damage Claims — Unemployment Compensation	AP	25.00	
Refunds on Materials—Highway	AP	695.56	1,239.26
Refunds on Freight Charges — Highway	AP	632.64	488.73
Refunds on Freight Charges — Secretary of State	AP	1.44	
Refunds on Freight Charges—Health & Welfare	AP	5.04	
Refunds on Freight Charges—W. P. ..	AP	471.80	.35
Refund on Farm Land Loan Advances	GF	3,062.65	3,659.17
Refund on Mileage—Labor & Industry	AP	175.90	227.02
Refunds on Mileage—Agriculture ..	AP		24.00
Purchase Returns and Allowances ..	AP	12,485.95	3,005.53
Refunds—Auto Fees (1938)	GHF	12,686.41	
Refunds—Auto Fees (1937)	GHF	5,765.65	3,803.51
Refunds—Auto Fees (1936)	GHF		1,367.74
Refunds—Auto Fees (1935).....	GHF		59.53
Reimbursement—Court Expenses	AP	131.20	
Reimbursement—Insurance Companies —Guarding Property	AP	77.80	
Reimbursement—Extradition Cases ..	AP	378.58	
Miscellaneous Refunds—Adjutant General	AP	1,536.64	92.92
Miscellaneous Refunds—Taxation	AP	1,354.86	17.43
Miscellaneous Refunds—Agriculture ..	AP	85.30	153.27
Miscellaneous Refunds — Accounts & Control	AP	94.75	4,168.18
Miscellaneous Refunds—Forestry	AP	66.33	72.60

THIRD BIENNIAL REPORT OF

		June 30, 1938	June 30, 1937
Miscellaneous Refunds—Purchases ..	AP	678.50	18.67
Miscellaneous Refunds—Fish & Game	AP	490.99	196.00
Miscellaneous Refunds—Insurance Department	AP	130.96	
Miscellaneous Refunds—Social Welfare	AP	905.60	940.02
Miscellaneous Refunds — Legislative Department	AP	1.59	137.00
Miscellaneous Refunds—Charitable Institutions	AP	231.94	
Miscellaneous Refunds—Maine Development Commission	AP	386.83	246.46
Miscellaneous Refunds—Library	AP	982.59	390.77
Miscellaneous Refunds—Liquor Division	AP	628.48	472.35
Miscellaneous Refunds—Beer Division	AP	20.00	225.00
Miscellaneous Refunds—Social Security	AP		264.45
Miscellaneous Refunds—Social Security—Old Age Assistance	AP	193.50	
Miscellaneous Refunds—Social Security—Aid to Crippled Children	AP	15.32	
Miscellaneous Refunds—Social Security—Pub Health	AP	5.89	
Miscellaneous Refunds—Social Security—Maternal and Child Health	AP	66.39	
Miscellaneous Refunds—Social Security—Aid to the Blind	AP	75.00	
Miscellaneous Refunds—Sea & Shore Fisheries	GF	136.02	114.53
Miscellaneous Refunds — Secretary of State	AP	142.71	31.73
Miscellaneous Refunds—Education ..	AP	1,809.49	7,857.81
Miscellaneous Refunds—Health	AP	216.70	232.60
Miscellaneous Refunds—Unemployment Compensation—Benefit Account	AP	272.80	
Miscellaneous Refunds—Unemployment Compensation—Employment	AP	2.50	
Miscellaneous Refunds—Unemployment Compensation—Unemployment	AP	152.71	
Miscellaneous Refunds — Health & Welfare	AP	82.06	41.29
Miscellaneous Refunds—Superintendent of Public Buildings	AP	46.40	104.37
Miscellaneous Refunds—Treasury Department	AP	31.87	
Miscellaneous Refunds—Treasury Department	GF	4.00	
Miscellaneous Refunds—Police	AP	803.69	498.39
Miscellaneous Refunds—Claims	AP	25.00	
Miscellaneous Refunds—Check Clearing Account	AP	346.78	
Miscellaneous Refunds—Highway	AP	1,262.95	2,831.55
Miscellaneous Refunds—Labor & Industry	AP	.71	
Miscellaneous Refunds—Augusta State Hospital	AP	620.36	662.22
Miscellaneous Refunds—Bangor State Hospital	AP	205.26	69.50
Miscellaneous Refunds—Central Maine Sanatorium	AP	162.80	921.81
Miscellaneous Refunds—Maine State Prison	AP	4.95	.48
Miscellaneous Refunds — Northern Maine Sanatorium	AP	1.68	53.64
Miscellaneous Refunds—Pownal State School	AP	451.39	318.61

THE DEPARTMENT OF FINANCE

95

		June 30, 1938	June 30, 1937
Miscellaneous Refunds — Reformatory for Men	AP	.50	
Miscellaneous Refunds — Reformatory for Men	GF	3.00	
Miscellaneous Refunds — School for Boys	AP	229.34	49.36
Miscellaneous Refunds — School for Girls	AP	12.35	9.20
Miscellaneous Refunds—Western Maine Sanatorium	AP	148.10	15.11
Miscellaneous Refunds—Western Maine Sanatorium	GF		20.00
Miscellaneous Refunds—Reform- atory for Women	AP	94.49	10.10
Miscellaneous Refunds—Public Utilities	AP	85.07	13.73
Miscellaneous Refunds—Auditor's Department	AP	.06	.75
Refunds—Liquor	AP	3,060.38	
Refunds—Attorney Generals Department	AP		350.37
Refunds—Penobscot River Bridge	AP		54.63
Refunds—State School for Girls	GF		2.14
Refunds—P. W. A.	AP		25.07
Refunds—Executive	AP		398.35
Refunds—Maine State Planning Board	AP		17.00
Refunds—Maine School for the Deaf ..	AP		20.55
Refunds—Miscellaneous	AP		447.39
Refunds—F. E. R. A.	AP		1.14
Refunds—Expense Examinations of Insurance Companies	AP		42.59
Refunds—Damage Claims — Beer Division	AP		30.00
Refunds—Damage Claims — Northern Maine Sanatorium	AP		.35
Refund on Materials—WPA	AP		1.75
Reimbursement—Various Departments	AP	7,851.36	
Reimbursement from Bonding Companies	AP		126.65
Reimbursement — Louis J. Brann—FERA	AP		5,675.52
Settlement for Fire Losses, Insurance Companies—Military and Naval ..	AP		76.45
Credit Adjustment Refunds—Liquor Division	AP		4,775.66
		\$773,651.46	\$737,773.83
<u>Sale of Highway Bonds</u>			
Receipts from Sale of Bonds for 1st Class Highway Construction	AP	1,011,990.00	1,026,635.00
<u>Sale of Bridge Bonds</u>			
Sale of Bonds for Bridges	AP		385,905.00
<u>Sale of Other Bonds</u>			
Sale of Bonds for Institutional Construction	AP		1,543,049.22
<u>Loans</u>			
Temporary Loans from Banks	GF		2,997,833.33
<u>Salvage of Equipment</u>			
Salvage of Obsolete & Unusable Equipment Augusta State Hospital	AP	1,175.91	251.30

THIRD BIENNIAL REPORT OF

		June 30, 1938	June 30, 1937
Central Maine Sanatorium	AP	113.09	
Central Maine Sanatorium	GF	-	65.00
State School for Boys	AP	4.20	38.00
Public Utilities	AP	66.00	
Sea & Shore Fisheries	GF	65.00	
Health	AP		2.00
Bangor State Hospital	AP		330.00
<u>Sale of Surplus Equipment</u>			
Western Maine Sanatorium	AP	174.00	442.60
Superintendent of Public Buildings	AP	626.00	
Public Utilities	AP	90.00	40.00
Augusta State Hospital	AP		84.44
Central Maine Sanatorium	AP		36.00
Executive	AP		27.00
Health	AP		4.85
Legislative	AP		87.00
		\$2,314.20	\$1,408.19
<u>Special Taxes</u>			
Employees Tax—Unemployment Com- pensation Commission	AP	3,097,217.27	1,871,986.08
<u>Receipts Returnable to Counties, Towns and Cities</u>			
Tax on Bank Stock	GF	129,884.43	75,900.18
Tax on Wild Lands by Counties	GF	95,099.41	
White Mountain Forest Reserve	GF	643.72	461.08
County Taxes	GF		115,011.15
		225,627.56	\$191,372.41
<u>Receipts Returnable to Private Concerns or Individuals</u>			
Dog Licenses (Current)	GF	64,996.80	51,862.00
Unpaid Pari-Mutuel Tickets	AP	1,713.50	2,570.30
		\$66,710.30	\$54,432.30
<u>Receipts from Trust Fund Invest- ments</u>			
Principal on Farm Loans	GF	27,215.05	47,011.63
Interest on Farm Loans	GF	8,707.32	16,076.81
Trust Fund Bonds-Retired	GF	16,000.00	49,000.00
Sale of Bonds-Levi M. Stewart Fund	GF	2,167.50	14,447.50
Sale of Bonds-John Prescott Fund ..	GF	70.00	41.26
Investment from State Savings Lands Reserved for Public Uses	GF	5,920.00	
Profit on Exchange of Bonds	GF		22.22
Trust Funds Dividends	GF		4,500.00
		\$60,079.87	\$131,099.42
<u>Receipts to Public Funds Held By the State</u>			
School Fund Receipts from Disor- ganized Towns	GF	635.00	
<u>Accounting Adjustments</u>			
Errors and Adjustments-Treasury ...	AP	957.50	
Errors and Adjustments-Treasury ...	GF		25.06
Errors and Adjustments-Highway ...	AP	52,880.30	85,543.80
Errors and Adjustments	GHF	1,746.25	
Errors and Adjustments-PWA	AP		85.50

THE DEPARTMENT OF FINANCE

97

		June 30, 1938	June 30, 1937
Errors and Adjustments-WPA	AP		7,372.69
Errors and Adjustments-NRH	AP		8,006.66
Errors and Adjustments-Education ..	AP		11.52
Rental Transfers	AP	384.94	78.80
Transfers from General Highway Fund	AP	8,500.00	6,500.00
Lapsed Apportionments	AP	37.24	
General Highway Land Damage	GHF	376.00	
Credit on Tools Returned on NRA- Highway	AP	25.91	397.54
Credit on Tools Returned on NRA- W. P.	AP	46.30	
Cancelled Checks-Adjutant General ..	AP	410.36	
Cancelled Checks-Banking	AP	1.30	
Cancelled Checks-Taxation	AP	2,594.10	170.74
Cancelled Checks-Agriculture	AP	190.84	1,042.64
Cancelled Checks-Labor and Industry	AP	66.93	
Cancelled Checks-Executive	AP	14.50	8.00
Cancelled Checks-Accounts & Control	AP	2.79	113.00
Cancelled Checks-Purchases	AP	86.46	
Cancelled Checks-Social Welfare	AP	737.84	545.01
Cancelled Checks-Maine Development Commission	AP	1,149.88	55.00
Cancelled Checks-Liquor Division ...	AP	353.14	139.13
Cancelled Checks-Beer Division	AP	192.32	100.00
Cancelled Checks-Social Security	AP		8,200.45
Cancelled Checks — Social Security — Old Age Assistance	AP	6,289.00	
Cancelled Checks — Social Security — Child Welfare Service	AP	45.00	
Cancelled Checks — Social Security — Aid to Blind	AP	2,464.50	
Cancelled Checks — Social Security — Maternal and Child Health	AP	7.85	
Cancelled Checks — Social Security — Public Health	AP	7.22	
Cancelled Checks—Secretary of State	AP	31.93	
Cancelled Checks — Auditor's Depart- ment	AP	7.82	
Cancelled Checks — Auditor's Depart- ment	GF		10.90
Cancelled Checks—Education	AP	8,076.93	3,503.50
Cancelled Checks—Health	AP	146.78	137.47
Cancelled Checks — Unemployment Compensation Commission — Unem- ployment	AP	415.68	85,008.33
Cancelled Checks — Unemployment Compensation Commission — Em- ployment	AP	24.35	
Cancelled Checks — Unemployment Compensation Commission — Benefit Account	AP	574.53	
Cancelled Checks—Health and Welfare	AP	9,133.40	1,259.06
Cancelled Checks — Superintendent of Public Buildings	AP	33.97	44.31
Cancelled Checks — Treasury Depart- ment	AP	8.06	
Cancelled Checks — Treasury Depart- ment	GF	5.21	
Cancelled Checks—Police	AP	137.94	605.81
Cancelled Checks—Auto Refund—Sus- pense	AP	15.38	
Cancelled Checks—Attorney General	AP	12.50	
Cancelled Checks—Check Clearing Ac- count	AP	11,222.97	1,810.81

THIRD BIENNIAL REPORT OF

		June 30, 1938	June 30, 1937
Cancelled Checks—Highway	AP	13,529.95	11,085.65
Cancelled Checks—Highway	GHF	61.81	
Cancelled Checks—W. P.	AP	4,079.60	1,900.77
Cancelled Checks—Forestry	AP	11.64	
Cancelled Checks—Sea and Shore Fisheries	AP	1.00	1.08
Cancelled Checks—Fish and Game Department	AP	167.45	202.70
Cancelled Checks—Augusta State Hospital	AP	80.56	101.33
Cancelled Checks—Prison	AP	90.23	113.75
Cancelled Checks — Northern Maine Sanatorium	AP	244.10	1.58
Cancelled Checks — Pownal State School	AP	677.45	220.61
Cancelled Checks — Reformatory for Men	AP	91.95	4.00
Cancelled Checks — Western Maine Sanatorium	AP	84.44	44.48
Cancelled Checks—Bangor State Hospital	AP	20.63	78.34
Cancelled Checks — Central Maine Sanatorium	AP	2.72	18.75
Cancelled Checks — Reformatory for Women	AP	5.97	
Cancelled Checks — State School for Boys	AP	17.04	
Cancelled Checks — State School for Girls	AP	15.92	
Cancelled Checks—Examining Boards	AP		57.50
Cancelled Checks—Division of Charitable Institutions	AP		.88
Cancelled Checks—Public Utilities ..	AP		21.75
Cancelled Checks—Maine State Planning Board	AP		17.25
Cancelled Checks — Legislative Department	AP		4,902.39
Cancelled Checks—School for the Deaf ..	AP		25.00
Cancelled Checks—Miscellaneous	AP		514.27
Cancelled Checks—N. R. H.	AP		1.00
Cancelled Checks—P. W. A.	AP		230.00
Cancelled Checks—Supreme, Judicial and Superior Court	AP		.85
Error Transfers—Journal Correction ..	AP	204.82	32,463.76
Error Transfers — Journal Correction	GHF	2,506.20	
Appropriation Lapsed to General Highway	GHF	35.41	174.47
Cancelled Checks—Aid to Mothers	AP	361.00	231.00
Cancelled Checks—Board and Care ..	AP	593.06	541.16
Council Apportionment	AP	5,786.63	18,525.00
Abatements and Corrections	AP	2,269.94	1,519.12
National Recovery Trust Fund	AP	25,856.49	
Funds Transferred from Special Resolves	AP	51,919.13	34,246.83
Transfer of Material or Equipment within Department	AP	655.53	
Funds Transferred from Maintenance of State and State Aid Highways ..	AP	3,055.40	768.73
Funds Transferred from Third Class Highways	AP	136,805.48	97,228.51
Funds Transferred from General Highway Federal Allotment—W. P.	AP	101,268.61	509.60
Funds Transferred from General Highway Federal Allotment—Highway ..	AP	10,046.09	244,350.85

THE DEPARTMENT OF FINANCE

		June 30, 1938	June 30, 1937
Funds Transferred from Bridge Loan —Highway	AP	948.42	435.49
Funds Transferred from Bridge Loan P. W.	AP	36,460.00	40,568.00
Funds Transferred from Bridge Loan —WPA	AP		146,033.10
Errors and Adjustments—W. P.	AP	66,932.94	
Errors and Adjustments—N. R.	AP	9,782.56	
Errors and Adjustments—Unemploy- ment	AP	681.85	
Transfer from FERA to Old Age As- sistance	AP		24.00
Transfer from State Police —High- way Safety Campaign	AP		4,368.48
Transfer—Improvement of State Roads	AP		13,459.52
Transfer—Improvement of State Roads —WPA	AP		16,319.41
Transfers from Third Class Highway— WPA	AP		7,864.10
Transfer from Special Resolve—WPA	AP		900.00
Transfer from General Highway Fed- eral Allotment—NRA	AP		31.04
Bridge Apportionments	AP		3,500.00
Transfer Time Deposit—Carlton Bridge	AP		150,000.00
Transfer Reserve to Retire War Loan Bonds	AP		7,583.13
Cancelled Checks—FERA	AP		123.00
		<hr/>	<hr/>
		\$584,773.14	\$1,052,087.96
Dividends on Closed Banks:			
Bank Balance Suspense	GF	\$14,320.23	\$27,730.29
Dividend on Principal	GF	120.00	—
Dividend on Principal	AP	—	263.61
		<hr/>	<hr/>
		\$14,440.23	\$27,993.90
Grand Total		\$43,069,136.75	\$43,400,322.01

GF—General Fund

AP—Appropriation

GHF—General Highway Fund

DA—Deficiency Account

STATE
OFFICE OF STATE TREDetail of the maturities of the vari
From July 1, 1938

Yr.	HIGHWAY AND BRIDGE AND HIGHWAY LOAN BONDS			STATE PIER LOAN BONDS			KENNEBEC BRIDGE LOAN BONDS		
	Bonds	Coupon Interest	Total	Bonds	Coupon Interest	Total	Bonds	Coupon Interest	Total
Last 6 Mo.									
1938	\$1,161,000	\$450,970	\$1,611,970	—	\$9,200	\$9,200	\$50,000	\$42,500	\$92,500
1939	1,701,000	870,950	2,571,950	\$115,000	16,100	131,100	50,000	83,000	133,000
1940	1,763,000	808,660	2,571,660	115,000	11,500	126,500	50,000	81,000	131,000
1941	1,889,000	745,090	2,634,090	115,000	6,900	121,900	50,000	79,000	129,000
1942	1,804,000	674,880	2,478,880	115,000	2,300	117,300	50,000	77,000	127,000
1943	1,824,000	610,320	2,440,320				50,000	75,000	125,000
1944	1,624,000	552,360	2,176,360				50,000	73,000	123,000
1945	1,474,000	497,900	1,971,900				50,000	71,000	121,000
1946	1,399,000	445,440	1,844,440				50,000	69,000	119,000
1947	1,379,000	394,880	1,773,880				50,000	67,000	117,000
1948	1,379,000	344,720	1,723,720				50,000	65,000	115,000
1949	1,279,000	296,560	1,575,560				50,000	63,000	113,000
1950	1,179,000	248,400	1,427,400				25,000	61,000	86,000
1951	969,000	202,240	1,171,240				75,000	58,500	133,500
1952	844,000	163,480	1,007,480				75,000	55,500	130,500
1953	719,000	128,720	847,720				80,000	52,400	132,400
1954	911,500	98,960	1,010,460				80,000	49,200	129,200
1955	500,000	64,000	564,000				30,000	47,000	77,000
1956	400,000	44,000	444,000				30,000	45,800	75,800
1957	600,000	28,000	628,000				35,000	44,500	79,500
1958	100,000	4,000	104,000				35,000	43,100	78,100
1959							35,000	41,700	76,700
1960							40,000	40,200	80,200
1961							40,000	38,600	78,600
1962							40,000	37,000	77,000
1963							40,000	35,400	75,400
1964							45,000	33,700	78,700
1965							45,000	31,900	76,900
1966							50,000	30,000	80,000
1967							55,000	27,900	82,900
1968							55,000	25,700	80,700
1969							55,000	23,500	78,500
1970							55,000	21,300	76,300
1971							55,000	19,100	74,100
1972							60,000	16,800	76,800
1973							60,000	14,400	74,400
1974							65,000	11,900	76,900
1975							65,000	9,300	74,300
1976							70,000	6,600	76,600
1977							70,000	3,800	73,800
1978							60,000	1,200	61,200
	\$24,898,500	\$7,680,530	\$32,579,030	\$460,000	\$46,000	\$506,000	\$2,125,000	\$1,772,500	\$3,897,500

OF MAINE

ASURY DEPARTMENT

ous issues of bonds and coupons
to June 30, 1978

WALDO-HANCOCK BRIDGE LOAN BONDS			STATE OF MAINE IMPROVEMENT BONDS			TOTALS			Yr.
Bonds	Coupon Interest	Total	Bonds	Coupon Interest	Total	Bonds	Coupon Interest	Grand Total	
	\$18,000	\$18,000	\$100,000	\$19,000	\$119,000	\$1,311,000	\$539,670	\$1,850,676	Last 6 Mos. 1938
	36,000	36,000	100,000	36,000	136,000	1,966,000	1,042,050	3,008,050	1939
	36,000	36,000	100,000	34,000	134,000	2,028,000	971,160	2,999,160	1940
30,000	36,000	66,000	100,000	32,000	132,000	2,184,000	898,990	3,082,990	1941
30,000	34,800	64,800	100,000	30,000	130,000	2,099,000	818,980	2,917,980	1942
30,000	33,600	63,600	100,000	28,000	128,000	2,004,000	752,920	2,756,920	1943
30,000	32,400	62,400	100,000	26,000	126,000	1,804,000	683,760	2,487,760	1944
30,000	31,200	61,200	100,000	24,000	124,000	1,654,000	624,100	2,278,100	1945
44,000	30,000	74,000	100,000	22,000	122,000	1,593,000	566,440	2,159,440	1946
44,000	28,240	72,240	100,000	20,000	120,000	1,573,000	510,120	2,083,120	1947
44,000	26,480	70,480	100,000	18,000	118,000	1,573,000	454,200	2,027,200	1948
44,000	24,720	68,720	100,000	16,000	116,000	1,473,000	400,280	1,873,280	1949
44,000	22,960	66,960	100,000	14,000	114,000	1,348,000	346,360	1,694,360	1950
53,000	21,200	74,200	100,000	12,000	112,000	1,197,000	293,940	1,490,940	1951
53,000	19,080	72,080	100,000	10,000	110,000	1,079,000	248,060	1,329,060	1952
53,000	16,960	69,960	100,000	8,000	108,000	952,000	206,080	1,158,080	1953
53,000	14,840	67,840	100,000	6,000	106,000	1,144,500	169,000	1,313,500	1954
53,000	12,720	65,720	100,000	4,000	104,000	683,000	127,720	810,720	1955
53,000	10,600	63,600	100,000	2,000	102,000	583,000	102,400	685,400	1956
53,000	8,480	61,480				688,000	80,980	768,980	1957
53,000	6,360	59,360				188,000	53,460	241,460	1958
53,000	4,240	57,240				88,000	45,940	133,940	1959
53,000	2,120	55,120				93,000	42,320	135,320	1960
						40,000	38,600	78,600	1961
						40,000	37,900	77,900	1962
						40,000	35,400	75,400	1963
						45,000	33,700	78,700	1964
						45,000	31,900	76,900	1965
						50,000	30,000	80,000	1966
						55,000	27,900	82,900	1967
						55,000	25,700	80,700	1968
						55,000	23,500	78,500	1969
						55,000	21,300	76,300	1970
						55,000	19,100	74,100	1971
						60,000	16,800	76,800	1972
						60,000	14,400	74,400	1973
						65,000	11,900	76,900	1974
						65,000	9,300	74,300	1975
						70,000	6,600	76,600	1976
						70,000	3,800	73,800	1977
						60,000	1,200	61,200	1978
\$900,000	\$507,000	\$1,407,000	\$1,900,000	\$361,000	\$2,261,000	\$30,283,500	\$10,367,030	\$40,650,530	

SUMMARY

	BONDS	INTEREST	TOTAL
Highway and Bridge and Highway Loan Bonds	\$24,898,500	\$7,680,530	\$32,579,030
State Pier Loan Bonds	460,000	46,000	506,000
Kennebec Bridge Loan Bonds	2,125,000	1,772,500	3,897,500
Waldo-Hancock Bridge Loan Bonds	900,000	507,000	1,407,000
State of Maine Improvement Bonds	1,900,000	361,000	2,261,000
	\$30,283,500	\$10,367,030	\$40,650,530

MAINE STATE LIQUOR COMMISSION
COMPARATIVE BALANCE SHEET
As of June 30, 1938, and June 30, 1937

ASSETS

		June 30, 1938		June 30, 1937	
CURRENT ASSETS:					
Cash in Treasurer's Office:					
*Liquor Division	\$	51,261.80		\$	
Deposits in Transit		9,613.63		148,951.82	
*Beer Division			\$60,875.43	79,116.67	\$228,068.49
Cash Register Fund			6,400.00		6,175.00
Accounts Receivable from Vendors			2,134.21		11,695.04
Supply Inventory			5,043.87		4,431.69
Merchandise Inventory					
Warehouse	228,006.01			318,453.40	
In Stores	326,193.13	554,199.14		337,118.61	655,572.01
Total Current Assets			\$628,652.65		\$905,942.23
FIXED ASSETS:					
Equipment Suspense		76.24		540.52	
Furniture and Equipment	109,785.85			109,073.46	
Less Reserve for Depreciation	58,829.66	50,956.19		37,398.73	71,674.73
Total Fixed Assets			51,032.43		72,215.25
DEFERRED CHARGES:					
Insurance and Bonds Prepaid		785.72		785.29	
Prepaid Federal Taxes		1,050.00		1,350.00	
Leasehold Improvements	24,315.21			18,391.66	
Less Amortization Reserve	20,905.08	3,410.13		16,553.49	1,838.17
Total Deferred Charges			5,245.85		3,973.46
APPROPRIATION AVAILABLE			100,000.00		150,000.00
TOTAL ASSETS			\$784,930.93		\$1,132,130.94

LIABILITIES

		June 30, 1938			June 30, 1937	
CURRENT LIABILITIES:						
Accounts Payable		\$79,413.91			\$311,582.54	
Treasury Advance		6,400.00			6,175.00	
Accruals:						
Payroll	\$4,126.87			\$3,228.55		
Rent	3,831.32	7,958.19		4,487.86	7,716.41	
**Reserve—Certificates of Approval—Beer Div.		9,133.63			9,133.63	
Total Liabilities			\$102,905.73			\$334,607.58
EARNED SURPLUS:						
Liquor Division:						
Reserve—New Store Fund—1934-35 Surplus		364,372.18		364,372.18		
Balance Surplus		217,173.02		213,168.14		
*July 1 to June 30—Surplus			581,545.20			577,540.32
Beer Division:						
Balance					733.04	
*July 1 to June 30						
*Deficiency Stamp Tax						
PREPAID COLLECTIONS FORWARDED TO APPROPRIATION ACCOUNT		480.00	480.00		69,250.00	69,983.04
LEGISLATIVE ALLOWANCE			100,000.00			150,000.00
TOTAL LIABILITIES AND SURPLUS			\$784,930.93			\$1,132,130.94

THE DEPARTMENT OF FINANCE

*Cash Balance Liquor June 30, 1938 \$1,823,844.07 and

Cash Balance Beer June 30, 1938 1, 471,754.04 Lapsed to General Fund of State.

**Awaiting Court Decision.

*Cash Balance Liquor June 30, 1937
Cash Balance Beer June 30, 1937

\$1,281,673.65 and
666,534.99 Lapsed to Gen. Fund of State.

REPORT OF INSTITUTIONS

INSTITUTIONS	INSANE AND FEEBLE-MINDED			CHARITABLE EDUCATIONAL	
	Augusta State Hospital	Bangor State Hospital	Pownal State School	Military and Naval Children's Home	Maine School for Deaf
Year ending June 30, 1937					
Year Established	1836	1901	1907	1865	1876
Year made Institution	1840	1901	1908	1866	1897
Area of Grounds—Acres	479	200	1200	1½	1
Number of Buildings	62	26	52	2	5
Total Average Population for Year	1737	1275	951	53	144
Average Number of Employees—Male	141	110	80	1	8
Average Number of Employees—Female	141	83	84	11	24
Average Number of Inmates—Male	658	605	405	21	55
Average Number of Inmates—Female	797	480	382	20	57
Average Number of Inmates—Babies					
Total Average Inmate Population	1455	1085	787	41	112
Inmate Capacity	850	880	1120	43	100
APPROPRIATIONS—1936-37	\$400,750.00	\$319,383.00	\$280,000.00	\$26,000.00	\$54,315.00
Balance from last year	2,500.00				
Cash Credits to Appropriation	2,733.15	629.97	539.94	76.45	48.25
Special Appropriation		9,000.00		1,000.00	
From Contingent Fund		215.93			
For Manufacture of License Plates					
For Manufacture of License Plates Equipment					
From Deficiency Appropriation	22,000.00		25,000.00		
Total Appropriations	\$427,983.15	\$329,228.90	\$305,539.94	\$27,076.45	\$54,363.25
From Bond Issue—"New Construction"	332,584.66	398,547.93	291,818.07		
Credits Bond Issue—"New Construction"					
From PWA New Construction					
Overdraft to 1937-38					
Total to Account for	\$760,567.81	\$727,776.83	\$597,358.01	\$27,076.45	\$54,363.25
EXPENDITURES					
Institutional Operations	\$407,772.12	\$329,228.90	\$278,780.98	\$25,709.42	\$45,188.95
License Plates Equipment					
Manufacture of License Plates					
Purchase of Leighton Place—Contingent Fund					
1935-36					
Total Institutional Expense	\$407,772.12	\$329,228.90	\$278,780.98	\$25,709.42	\$45,188.95
New Construction Expense	332,584.66	398,547.93	291,818.07		
Total Expense	\$740,356.78	\$727,776.83	\$570,599.05	\$25,709.42	\$45,188.95
Overdraft to 1936-1937					
Lapsed to Contingent Fund			26,738.17	1,333.99	9,170.05
Balance Forward to 1937-1938	20,211.03		20.79	33.04	4.25
Total Accounted for	\$760,567.81	\$727,776.83	\$597,358.01	\$27,076.45	\$54,363.25

THE DEPARTMENT OF FINANCE

YEAR ENDING JUNE 30, 1937

PENAL			TUBERCULAR			CORRECTIONAL			Totals
Maine State Prison	State Reformatory for Men	State Reformatory for Women	Central Maine Sanatorium	Northern Maine Sanatorium	Western Maine Sanatorium	State School for Boys	State School for Girls		
1824	1912	1915	1910	1919	1904	1850	1875		
1824	1919	1916	1915	1919	1915	1853	1899	3773 1/2	
427	422	200	25	28	495	185	110	338	
52	36	15	20	11	22	21	14	5886	
338	163	170	278	163	228	183	200	529	
44	20	5	39	12	44	19	6	556	
294	139	23	57	36	42	17	34	2511	
		113	102	80	59	147		2261	
		29	67	48	83		160	29	
294	139	142	182	115	142	147	160	4801	
280	200	115	136	119	150	160	140	4343	
\$135,000.00	\$57,000.00	\$57,000.00	\$185,000.00	\$112,000.00	\$139,000.00	\$72,000.00	\$78,000.00	\$1,915,448.00	
82,854.53	4.00	133.87	976.56	55.57	532.48	1,899.46	2,912.66	5,412.66	
							115.66	90,598.89	
29,176.69								10,000.00	
3,899.93								29,392.62	
4,179.44								3,899.93	
								4,179.44	
								47,000.00	
\$255,110.59	\$57,004.00	\$57,133.87	\$185,976.56	\$112,055.57	\$139,532.48	\$73,899.46	\$81,028.32	\$2,105,932.54	
197.90		80,635.67		527.92		654.80	79,896.32	1,184,863.27	
		152.73					308.58	459.31	
		32,146.22					28,443.78	60,590.00	
21,697.05								21,697.05	
\$277,005.54	\$57,004.00	\$170,068.49	\$185,976.56	\$112,583.49	\$139,532.48	\$74,554.26	\$189,675.00	\$3,373,542.17	
\$219,926.51	\$53,289.98	\$52,976.30	\$176,699.88	\$104,916.99	\$131,685.17	\$72,911.53	\$79,247.65	\$1,973,334.38	
4,579.44								4,579.44	
22,890.31								22,890.31	
4,500.00								4,500.00	
\$251,896.26	\$53,289.98	\$52,976.30	\$176,699.88	\$104,916.99	\$131,685.17	\$72,911.53	\$79,247.65	\$2,010,304.13	
197.90		112,934.62		527.92		654.80	108,646.68	1,245,912.58	
\$252,094.16	\$53,289.98	\$165,910.92	\$176,699.88	\$105,444.91	\$131,685.17	\$73,566.33	\$187,894.33	\$3,256,216.71	
24,911.38								24,911.38	
	3,714.02	4,031.06	4,076.68	2,000.00	2,000.00	987.93		54,051.90	
		126.51	5,200.00	5,138.58	5,847.31		1,780.67	38,362.18	
\$277,005.54	\$57,004.00	\$170,068.49	\$185,976.56	\$112,583.49	\$139,532.48	\$74,554.26	\$189,675.00	\$3,373,542.17	

REPORT OF INSTITUTIONS

INSTITUTIONS	INSANE AND FEEBLE-MINDED			CHARITABLE EDUCATIONAL	
	Augusta State Hospital	Bangor State Hospital	Pownal State School	Military and Naval Children's Home	Maine School for Deaf
Year ending June 30, 1937 Appropriations and Credits and Credits to Income					
Appropriations	\$400,750.00	\$319,383.00	\$280,000.00	\$26,000.00	\$54,315.00
Balance from last year	2,500.00				
Special Appropriations	22,000.00	9,000.00	25,000.00	1,000.00	
From Contingent Fund		215.93			
Special for License Plates					
CASH CREDITS TO APPROPRIATIONS AND INCOME					
Sundry Receipts	738.76	255.57	166.96		2.70
Sale of Supplies from Stock	405.75				
Sale of Industrial Supplies	184.10	141.01	62.79		
Sale of Gas and Grease	394.94	88.70	.72		
Sale of Farm Products	413.06	800.11	72.44		
Sale of Green Bones	208.72	77.69	1.00		
Sale of Brick Yard Products					
Sale of Surplus Equipment	84.44				
Salvage of Equipment	251.30	330.00			
Miscellaneous Refunds	662.22	69.50	318.61		20.55
Cancelled Checks	101.33	78.34	220.61		25.00
Rent of Houses	348.00	192.00			
Board of Transients			316.79		
Painting Vehicles					
Upholstering Department					
Blacksmith, Finsmith, Auto Repairing					
Woodworking Department					
Auto Plate Department					
Sale of Wood Products					
Sale of Harness					
Sale of Tailoring					
Sale of Door Mats					
Refunds—Damage Claims				76.45	
Settlement of Fire Losses—Insurance					
Board of Patients	45,611.22	26,232.47	3,451.51		
Sale of Live Stock					
Appropriations and Credits	\$474,653.84	\$356,864.32	\$309,611.43	\$27,076.45	\$54,363.25
Overdraft to 1937-38					
For New Construction From P.W.A.					
For New Construction From Bond Issue	332,584.66	398,547.93	291,818.07		
For New Construction Credits to Bond Issue					
Total	\$807,238.50	\$755,412.25	\$601,429.50	\$27,076.45	\$54,363.25
Appropriations—Credits and Specials	\$760,567.81	\$727,776.83	\$597,358.01	\$27,076.45	\$54,363.25
Credits to Income	46,670.69	27,635.42	4,071.49		
Total	\$807,238.50	\$755,412.25	\$601,429.50	\$27,076.45	\$54,363.25

THE DEPARTMENT OF FINANCE

YEAR ENDING JUNE 30, 1937

PENAL			TUBERCULAR			CORRECTIONAL			Totals
Maine State Prison	State Reformatory for Men	State Reformatory for Women	Central Maine Sanatorium	Northern Maine Sanatorium	Western Maine Sanatorium	State School for Boys	State School for Girls		
\$135,000.00	\$57,000.00	\$57,000.00	\$185,000.00	\$112,000.00	\$139,000.00	\$72,000.00	\$78,000.00	\$1,915,448.00	
							2,912.66	5,412.66	
29,176.69								57,000.00	
8,079.37								29,392.62	
								8,079.37	
668.86	100.00	84.48	367.73	26.85	87.99		.67	2,500.57	
					45.28		106.46	497.74	
174.67		45.74						668.06	
2.10					30.42	1,331.10		1,847.98	
3,057.98	1,385.75				2,124.80	797.50		8,651.64	
5.50			61.23		28.56			382.70	
	5,675.34							5,675.34	
			36.00		442.60			563.04	
			65.00			38.00		684.30	
48		10.10	921.81	53.64	35.11	49.36	11.34	2,152.72	
113.75	4.00		18.75	1.58	44.48			607.84	
455.00					80.00			1,075.00	
440.24				14.50	349.50			1,121.03	
3,448.57								3,448.57	
2,870.46								2,870.46	
3,164.84								3,164.84	
11,699.85								11,699.85	
21,169.38								21,169.38	
2,344.91								2,344.91	
25,559.80								25,559.80	
7,665.69								7,665.69	
4.45								4.45	
8.00				.35				8.35	
								76.45	
								75,295.20	
						45.00		45.00	
\$255,110.59	\$64,165.09	\$57,140.32	\$186,470.52	\$112,096.92	\$142,268.74	\$74,260.96	\$81,031.13	\$2,195,113.56	
21,697.05								21,697.05	
197.90		32,146.22					28,443.78	60,590.00	
		80,635.67		527.92		654.80	79,896.32	1,184,863.27	
		152.73					306.58	459.31	
\$277,005.54	\$64,165.09	\$170,074.94	\$186,470.52	\$112,624.84	\$142,268.74	\$74,915.76	\$189,677.81	\$3,462,723.19	
\$277,005.54	\$57,004.00	\$170,068.49	\$185,976.56	\$112,583.49	\$139,532.48	\$74,554.26	\$189,675.00	\$3,373,542.17	
	7,161.09	6.45	493.96	41.35	2,736.26	361.50	2.81	89,181.02	
\$277,005.54	\$64,165.09	\$170,074.94	\$186,470.52	\$112,624.84	\$142,268.74	\$74,915.76	\$189,677.81	\$3,462,723.19	

REPORT OF INSTITUTIONS

INSTITUTIONS Year ending June 30, 1937 Expenditure Detail	INSANE AND FEEBLE-MINDED			CHARITABLE EDUCATIONAL	
	Augusta State Hospital	Bangor State Hospital	Pownal State School	Military and Naval Chil- dren's Home	Maine School for Deaf
Salaries	\$208,290.47	\$148,107.89	\$134,907.70	\$8,737.96	\$29,057.78
Wages	790.07		5.00	65.21	
Fees and Retainers		833.04	213.00	1.25	
Communication and Transportation of Things	3,795.73	2,459.64	3,031.97	225.20	258.27
Travelling Expenses	1,021.91	336.90	248.34	60.80	8.50
Subsistence and Care—Persons and Things	67.50	250.09	1,281.39	1,063.60	569.89
Printing, Binding, Advertising	570.98	551.82	54.87	9.25	
Heat, Light, Power and Water	14,786.50	7,702.56		625.28	1,568.74
Repairs	10,689.42	3,036.59	2,191.15	2,383.09	476.26
Cleaning, Painting, Waste Removal	1.00	24.00	336.80	51.70	737.98
Supplies	157,802.37	149,277.97	116,413.47	11,656.21	10,915.95
Parts and Fittings	1,899.28	3,078.66	7,150.44	40.30	135.13
Materials	5,557.76	3,326.01	4,064.47	408.63	367.30
Insurance	767.77	233.00	68.54		453.90
Subscriptions	124.80	160.55	150.31	55.80	25.60
Dues		6.00	22.75		
Equipment	1,436.06	5,634.08	5,831.75	318.14	589.85
Buildings and Improvements		2,204.00	62.70		
Entertainment and Burials	45.50	1,469.10	1,105.65	7.00	22.75
Rents		15.00	22.88		
Accident Compensation to Employees					
Awards and Indemnities		522.00	1,300.00		
Industrial Supplies			256.15		
Sundry Contractual Services			20.00		
Army Supplies—Flags					
Bounties and Awards			41.65		
Land Purchased					
Rent of Land	125.00				
Administration Expenditures	\$407,772.12	\$329,228.90	\$278,780.98	\$25,709.42	\$45,188.95
Purchase of Leighton Place—Contingent Fund 1935-36					
Manufacture of License Plates					
Equipment for Manufacture of License Plates					
Total Appropriation Expenditures	\$407,772.12	\$329,228.90	\$278,780.98	\$25,709.42	\$45,188.95
Overdraft to 1936-37					
Balance to 1937-38	20,211.03		20.79	33.04	4.25
Lapsed to Contingent Fund			26,738.17	1,333.99	9,170.05
Income to Surplus Revenue	46,670.69	27,635.42	4,071.49		
New Construction Expense	332,584.66	398,547.93	291,818.07		
Total	\$807,238.50	\$755,412.25	\$601,429.50	\$27,076.45	\$54,363.25

THE DEPARTMENT OF FINANCE

109

YEAR ENDING JUNE 30, 1937

PENAL			TUBERCULAR			CORRECTIONAL		Totals
Maine State Prison	State Reformatory for Men	State Reformatory for Women	Central Maine Sanatorium	Northern Maine Sanatorium	Western Maine Sanatorium	State School for Boys	State School for Girls	
\$76,052.98	\$23,510.08	\$23,738.18	\$75,292.39	\$41,567.91	\$60,690.77	\$27,128.22	\$31,679.56	\$888,761.89
.35	90.00	32.20		16.50	973.16	940.05		2,912.54
594.78	172.50	2,151.90			1,190.20	4.43		5,161.10
2,456.88	509.03	1,136.92	2,855.21	2,594.26	1,298.13	1,006.58	1,091.59	22,719.41
3,374.38	85.25	305.46	161.35	175.86	197.75	735.95	320.94	7,033.39
527.65	321.87	107.95	3,369.75	896.90	300.05	1,142.20	1,807.45	11,706.29
33.86			19.25		4.25		6.90	1,251.18
5,827.62	2,135.42	1,748.46	6,629.53	7,175.12	4,511.86	2,831.78	3,727.09	59,269.96
1,666.08	517.34	1,093.65	2,297.65	964.79	1,044.05	1,402.62	4,401.07	32,163.76
		478.54	7,857.54	1,128.85		73.40	543.00	11,232.81
77,364.16	21,643.39	19,387.57	73,343.14	46,220.17	56,003.47	32,334.43	30,789.69	803,152.99
1,775.21	713.12	151.59	117.11	449.37	762.91	1,301.34	594.16	18,168.67
42,832.69	603.84	135.95	694.06	1,011.05	1,113.41	1,453.78	534.57	62,103.52
109.44	63.54	29.27	18.53	53.76	25.38	203.28	502.26	2,528.67
1.00	46.20	67.56	34.50	21.50	44.45	11.00	107.35	850.62
69.06	30.63	6.00		10.00		3.00		147.44
3,059.93	2,273.57	1,485.27	2,383.25	666.04	1,701.78	2,249.47	1,486.12	29,115.31
1,607.42	30.00	649.75	1,114.12	1,835.41	896.21		47.95	8,447.56
777.50	116.20	244.50	512.50		881.00		214.95	5,396.65
420.50		2.00		121.00	8.58			589.96
1,220.00	428.00							3,470.00
151.64		16.98		8.50	17.50			424.77
3.38		6.60			20.26			46.00
						90.00		30.24
							1,353.00	131.65
							40.00	1,353.00
								165.00
\$219,926.51	\$53,289.98	\$52,976.30	\$176,699.88	\$104,916.99	\$131,685.17	\$72,911.53	\$79,247.65	\$1,978,334.38
4,500.00								4,500.00
22,890.31								22,890.31
4,579.44								4,579.44
\$251,896.26	\$53,289.98	\$52,976.30	\$176,699.88	\$104,916.99	\$131,685.17	\$72,911.53	\$79,247.65	\$2,010,304.13
24,911.38		126.51	5,200.00	5,138.58	5,847.31		1,780.67	24,911.38
	3,714.02	4,031.06	4,076.68	2,000.00	2,000.00	987.93		38,362.18
	7,161.09	6.45	493.96	41.35	2,736.26	361.50	2.81	54,051.90
197.90		112,934.62		527.92		654.80	108,646.68	89,181.02
								1,245,912.58
\$277,005.54	\$64,165.09	\$170,074.94	\$186,470.52	\$112,624.84	\$142,268.74	\$74,915.76	\$189,677.81	\$3,462,723.19

REPORT OF INSTITUTIONS

INSTITUTIONS	INSANE AND FEEBLE-MINDED			CHARITABLE EDUCATIONAL	
	Augusta State Hospital	Bangor State Hospital	Pownal State School	Military and Naval Children's Home	Maine School for Deaf
Year ending June 30, 1937 Cost of Operation and Per Capita					
Cash Expended from Appropriation	\$407,772.12	\$329,228.90	\$278,780.98	\$25,709.42	\$45,188.95
Less from Contingent Fund last year for Leighton Place					
Plus Decrease in Supplies	95.17	6,704.06		10.03	2,443.95
Plus Decrease in Equipment				39.84	
Plus Decrease in Plant	10,000.00				
Gross Expense	\$417,867.29	\$335,932.96	\$278,780.98	\$25,759.29	\$47,632.90
Gross per Capita per Week	\$5.51	\$5.94	\$6.70	\$12.67	\$8.16
Gross per Capita last year	5.43	5.88	6.54	12.86	9.12
Credits:					
Cash Credits to Appropriation	\$2,733.15	\$629.97	\$539.94	\$76.45	\$48.25
Cash Credits to General Fund	46,670.69	27,635.42	4,071.49		
Increase in Equipment	16,151.69	1,606.19	2,294.43		320.32
Increase in Supplies			3,650.62		
Increase in Plant		2,204.00	62.70		
Gross Credits	\$65,555.53	\$32,075.58	\$10,619.18	\$76.45	\$368.57
Net Cost of Operation to State	352,311.76	303,857.38	268,161.80	25,682.84	47,264.33
Total	\$417,867.29	\$335,932.96	\$278,780.98	\$25,759.29	\$47,632.90
Net per Capita per week 1936-37	\$4.64	\$5.37	\$6.35	\$12.63	\$8.09
Net per Capita per week 1935-36	4.71	5.24	6.06	12.52	8.32
Net per Capita per week 1934-35	4.30	5.09	6.60	12.28	7.07
Net per Capita per week 1933-34	4.37	4.85	5.24	10.17	5.76
INVENTORY AND PLANT					
Equipment	\$230,376.53	\$167,596.92	\$177,374.85	\$10,401.13	\$33,542.98
Supplies	38,651.22	51,967.33	67,825.18	5,236.52	4,610.94
Total Inventory	\$269,027.75	\$219,564.25	\$245,200.03	\$15,637.65	\$38,153.92
Plant Value	2,351,454.10	1,313,504.92	1,724,144.10	44,119.92	200,601.96
Inventory and Plant Value	\$2,620,481.85	\$1,533,069.17	\$1,969,344.13	\$59,757.57	\$238,755.88

THE DEPARTMENT OF FINANCE

YEAR ENDING JUNE 30, 1937

PENAL			TUBERCULAR			CORRECTIONAL		Totals
Maine State Prison	State Reformatory for Men	State Reformatory for Women	Central Maine Sanatorium	Northern Maine Sanatorium	Western Maine Sanatorium	State School for Boys	State School for Girls	
\$251,896.26	\$53,289.98	\$52,976.30	\$176,699.88	\$104,916.99	\$131,685.17	\$72,911.53	\$79,247.65	\$2,010,304.13
4,500.00								4,500.00
247,396.26	7,042.41		3,943.04	495.14 170.93	239.31	3,702.93		2,005,804.13
						500.00		20,733.00
								4,153.81
								10,500.00
\$247,396.26	\$60,332.39	\$52,976.30	\$180,642.92	\$105,583.06	\$131,924.48	\$77,114.46	\$79,247.65	\$2,041,190.94
\$16.14 15.72	\$8.32 7.52	\$7.15 6.70	\$19.04 19.29	\$17.61 18.47	\$17.82 18.37	\$10.06 10.49	\$9.50 10.23	
\$82,854.53	\$4.00	\$133.87	\$976.56	\$55.57	\$532.48	\$1,899.46	\$115.66	\$90,599.89
	7,161.09	6.45	493.96	41.35	2,736.26	361.50	2.81	89,181.02
9,127.07	334.21	1,281.07			759.85	435.95	860.49	33,171.27
13,704.86		1,117.31	1,237.63				691.02	20,401.44
1,607.42	30.00	649.75	1,114.12	1,835.41	896.21		1,400.95	9,800.56
\$107,293.88	\$7,529.30	\$3,188.45	\$3,822.27	\$1,932.33	\$4,924.80	\$2,696.91	\$3,070.93	\$243,154.18
140,102.38	52,803.09	49,787.85	176,820.65	103,650.73	126,999.68	74,417.55	76,176.72	1,798,036.76
\$247,396.26	\$60,332.39	\$52,976.30	\$180,642.92	\$105,583.06	\$131,924.48	\$77,114.46	\$79,247.65	\$2,041,190.94
\$9.14 9.64 8.74 9.35	\$7.29 6.49 5.22 4.15	\$6.72 6.49 6.68 6.36	\$18.63 17.85 18.28 17.20	\$17.29 17.58 16.92 15.74	\$17.15 17.73 18.03 16.08	\$9.71 9.86 8.79 9.59	\$9.13 10.23 7.56 5.54	Total \$132.14 132.72 125.56 114.40
								Average \$7.18 7.18 6.88 6.38
\$106,914.93	\$59,203.68	\$30,501.67	\$79,459.27	\$52,459.96	\$69,250.85	\$30,193.81	\$35,826.34	\$1,083,102.92
39,143.64	17,565.40	9,778.71	11,361.94	14,264.32	5,346.70	14,160.61	12,911.95	292,824.46
\$146,058.57	\$76,769.08	\$40,280.38	\$90,821.21	\$66,724.28	\$74,597.55	\$44,354.42	\$48,738.29	\$1,375,927.38
806,351.20	244,518.41	247,661.69	350,804.87	307,347.14	372,986.18	240,771.12	216,880.30	8,421,145.91
\$952,409.77	\$321,287.49	\$287,942.07	\$441,626.08	\$374,071.42	\$447,583.73	\$285,125.54	\$265,618.59	\$9,797,073.29

REPORT OF INSTITUTIONS

INSTITUTIONS	INSANE AND FEEBLE-MINDED			CHARITABLE EDUCATIONAL	
	Augusta State Hospital	Bangor State Hospital	Pownal State School	Military and Naval Children's Home	Maine School for Deaf
Year ending June 30, 1937 New Construction					
EXPENDITURES					
Heating System	\$44,966.02	\$997.66	\$2,614.30		
Patients Building	287,618.64				
Female Dormitory Wing		274,195.42			
Nurses' Home		123,354.85	57,939.87		
Laundry			45,144.97		
Female Dormitory			92,454.13		
Male Dormitory			92,464.80		
Officers Cottages			1,200.00		
Addition to Cell Blocks					
Maternity Building					
New Infirmary					
1936-37 Total New Construction Expense	\$332,584.66	\$398,547.93	\$291,818.07		
1935-36 Bond Issue (Detail in Report)	146,236.36	108,046.99	237,681.02		
June 30, 1937 Total New Construction Expense to date	\$478,821.02	\$506,594.92	\$529,499.09		
1936-37 Credits to New Construction					
From Bond Issue	\$332,584.66	\$398,547.93	\$291,818.07		
Credits to Bond Issue					
From P.W.A. Grant					
Credits to New Construction 1936-37	\$332,584.66	\$398,547.93	\$291,818.07		
1935-36 Credits from Bond Issue to New Construction	146,236.36	108,046.99	237,681.02		
June 30, 1937 New Construction Credits to date	\$478,821.02	\$506,594.92	\$529,499.09		

SUMMARY

Bond Issue Credits 1935-36	\$657,158.51
Bond Issue Credits 1936-37	1,184,863.27
Bond Issue Credits Refund	459.31
Bond Issue Credits Totals	\$1,842,481.09
P. W. A. Grant	60,590.00
Total New Construction Credits	\$1,903,071.09

Note — Equipment included in above.

STATEMENT

Bond Issue Authorized
December 5, 1935 Bonds Sold
Premium on Bonds Sold
October 3, 1936 Bonds Sold
Premium on same
1936-37 To Institutions
October, 1936 Postage on Bonds
October, 1936 Printing Bonds
December, 1936 Insurance on Bonds
1935-36 To Institutions
February, 1936 Insurance on Bonds
January, 1936 Postage on Bonds
June 30, 1937, Balance on Bond Issue

THE DEPARTMENT OF FINANCE

YEAR ENDING JUNE 30, 1937

PENAL			TUBERCULAR			CORRECTIONAL		Totals
Maine State Prison	State Reformatory for Men	State Reformatory for Women	Central Maine Sanatorium	Northern Maine Sanatorium	Western Maine Sanatorium	State School for Boys	State School for Girls	
				\$527.92		\$654.80	\$1,411.86	\$51,172.56
								287,618.64
								274,195.42
								181,294.72
								45,144.97
								92,454.13
								92,464.80
\$197.90								1,200.00
		112,934.62						197.90
							107,234.82	112,934.62
								107,234.82
\$197.90		\$112,934.62		\$527.92		\$654.80	\$108,646.68	\$1,245,912.58
37,651.70		20,612.30	\$45,031.92			38,360.12	23,538.10	\$657,158.51
\$37,849.60		\$133,546.92	\$45,031.92	\$527.92		\$39,014.92	\$132,184.78	\$1,903,071.09
\$197.90		\$80,635.67		\$527.92		\$654.80	\$79,896.32	\$1,184,863.27
		152.73					306.58	459.31
		32,146.22					28,443.78	\$60,590.00
\$197.90		\$112,934.62		\$527.92		\$654.80	\$108,646.68	\$1,245,912.58
37,651.70		20,612.30	\$45,031.92			38,360.12	23,538.10	657,158.51
\$37,849.60		\$133,546.92	\$45,031.92	\$527.92		\$39,014.92	\$132,184.78	\$1,903,071.09

OF BOND ISSUE

\$2,000,000.00	Credit
	\$475,000.00
	5,125.25
	1,525,000.00
	18,049.22
	Debit
1,184,863.27	
26.91	
511.96	
76.25	
657,158.51	
23.75	
8.40	
180,505.42	
\$2,023,174.47	\$2,023,174.47

VERIFICATION

Total Received from Sale of Bonds	\$2,023,174.47
Expense of Issuing Bonds	\$647.27
1935-36 Issued to Institutions	657,158.51
1936-37 Issued to Institutions	1,184,863.27
June 30, 1937 Balance unissued	180,505.42
	\$2,023,174.47
	\$2,023,174.47

THIRD BIENNIAL REPORT OF

REPORT OF INSTITUTIONS

INSTITUTIONS	INSANE AND FEEBLE-MINDED			CHARITABLE EDUCATIONAL	
	Augusta State Hospital	Bangor State Hospital	Pownal State School	Military and Naval Children's Home	Maine School for Deaf
Year ending June 30, 1937 Inventories and Plant					
Equipment on hand	\$230,376.53	\$167,596.92	\$177,374.85	\$10,401.13	\$33,542.98
Supplies on hand	38,651.22	51,967.33	67,825.18	5,236.52	4,610.94
Total Inventory	\$269,027.75	\$219,564.25	\$245,200.03	\$15,637.65	\$38,153.92
Equipment this Year 1936-37	\$230,376.53	\$167,596.92	\$177,374.85	\$10,401.13	\$33,542.98
Equipment last Year 1935-36	214,224.84	165,990.73	175,080.42	10,440.97	33,222.66
Increase	\$16,151.69	\$1,606.19	\$2,294.43		\$320.32
Decrease				\$39.84	
Supplies this Year	\$38,651.22	\$51,967.33	\$67,825.18	\$5,236.52	\$4,610.94
Supplies last Year	38,746.39	58,671.39	64,174.56	5,246.55	7,054.89
Increase			\$3,650.62		
Decrease	\$95.17	\$6,704.06		\$10.03	\$2,443.95
Total Inventory this Year	\$269,027.75	\$219,564.25	\$245,200.03	\$15,637.65	\$38,153.92
Total Inventory last Year	252,971.23	224,662.12	239,254.98	15,687.52	40,277.55
Increase	\$16,056.52		\$5,945.05		
Decrease		\$5,097.87		\$49.87	\$2,123.63
Plant Value last Year 1935-36	\$2,210,835.52	\$1,268,550.82	\$1,304,449.28	\$44,119.92	\$200,601.96
Added this year by Appropriations		2,204.00	62.70		
Added by Bond Issue	150,618.58	42,760.10	419,632.12		
Discarded this Year	\$2,361,454.10	\$1,313,504.92	\$1,724,144.10	\$44,119.92	\$200,601.96
Plant Value June 30, 1937	\$2,351,454.10	\$1,313,504.92	\$1,724,144.10	\$44,119.92	\$200,601.96

THE DEPARTMENT OF FINANCE

115

YEAR ENDING JUNE 30, 1937

PENAL			TUBERCULAR			CORRECTIONAL			Totals	
Maine State Prison	State Reformatory for Men	State Reformatory for Women	Central Maine Sanatorium	Northern Maine Sanatorium	Western Maine Sanatorium	State School for Boys	State School for Girls			
\$106,914.93 39,143.64	\$59,203.68 17,565.40	\$30,501.67 9,778.71	\$79,459.27 11,361.94	\$52,459.96 14,264.32	\$69,250.85 5,346.70	\$30,193.81 14,160.61	\$35,826.34 12,911.95	\$1,083,102.92 292,824.46		
\$146,058.57	\$76,769.08	\$40,280.38	\$90,821.21	\$66,724.28	\$74,597.55	\$44,354.42	\$48,738.29	\$1,375,927.38		
\$106,914.93 97,787.86	\$59,203.68 58,869.47	\$30,501.67 29,220.60	\$79,459.27 83,402.31	\$52,459.96 52,630.89	\$69,250.85 68,491.00	\$30,193.81 29,757.36	\$35,826.34 34,965.85	\$1,083,102.92 1,064,085.46		
\$9,127.07	\$334.21	\$1,281.07			\$759.85	\$435.95	\$860.49	\$33,171.27 4,153.81	\$29,017.46 Increase	
\$39,143.64 25,438.78	\$17,565.40 24,607.81	\$9,778.71 8,661.40	\$11,361.94 10,124.31	\$14,264.32 14,759.46	\$5,346.70 5,586.01	\$14,160.61 17,863.54	\$12,911.95 12,220.93	\$292,824.46 293,156.02		
		\$1,117.31	\$1,237.63				\$691.02	\$20,401.44		
	\$7,042.41			\$495.14	\$239.31	\$3,702.93		20,733.00	331.56 Decrease	
\$146,058.57 123,226.64	\$76,769.08 83,477.28	\$40,280.38 37,882.00	\$90,821.21 93,526.02	\$66,724.28 67,390.35	\$74,597.55 74,077.01	\$44,354.42 47,621.40	\$48,738.29 47,186.78	\$1,375,927.38 1,347,241.48		
\$22,831.93		\$2,398.38			\$520.54		\$1,551.51	\$49,303.93 20,618.03	12,685.90 Increase	
\$762,394.18 6,107.42 37,849.60	\$244,488.41 30.00	\$247,011.94 649.75	\$349,690.75 1,114.12	\$305,511.73 1,835.41	\$372,089.97 896.21	\$202,256.20 39,014.92	\$215,479.35 1,400.95	\$7,727,480.03 14,300.56 689,865.32		
\$806,351.20	\$244,518.41	\$247,661.69	\$350,804.87	\$307,347.14	\$372,986.18	\$241,271.12 500.00	\$216,880.30	\$8,431,645.91 10,500.00		
\$806,351.20	\$244,518.41	\$247,661.69	\$350,804.87	\$307,347.14	\$372,986.18	\$240,771.12	\$216,880.30	\$8,421,145.91		

REPORT OF INSTITUTIONS

INSTITUTIONS	INSANE AND FEEBLE-MINDED			CHARITABLE	EDUCATIONAL
	Augusta State Hospital	Bangor State Hospital	Pownal State School	Military and Naval Children's Home	Maine School for Deaf
Year ending June 30, 1938					
Year Established	1836	1901	1907	1865	1876
Year made State Institution	1840	1901	1908	1866	1897
Area of Grounds — Acres	479	200	1370	1½	1
Number of Buildings	59	27	57	2	5
Total Average Population for Year	1782	1348	1173	46	144
Average Number of Employees — Male	147	115	89	1	7
Average Number of Employees — Female	142	95	102	11	25
Average Number of Inmates — Male	678	625	496	17	57
Average Number of Inmates — Female	815	513	486	17	55
Average Number of Inmates — Babies					
Total Average Inmate Population	1493	1138	982	34	112
Inmate Capacity	1342	1106	1120	43	100
Appropriations — 1937-38	\$440,000.00	\$354,155.00	\$365,000.00	\$27,000.00	\$53,000.00
Balance from Last Year 1936-37	20,211.03		20.79	33.04	4.25
Cash Credits to Appropriation	2,513.20	415.72	1,129.74		2,802.80
From Contingent Fund					
From Secretary of State					
Total to Appropriation	462,724.23	354,570.72	366,150.53	27,033.04	55,807.05
Bond Issue Credits		334.03	73.34		
From Bond Issue — New Construction	72,169.94	41,021.00	31,436.03		
From Federal Grant — New Construction	3,450.00				
From Federal Grant Cash Credits					
Overdraft to 1938-39					
Total Appropriations	538,344.17	395,925.75	397,659.90	27,033.04	55,807.05
Income to General Fund	51,696.94	29,071.85	5,692.34		
Total to Account for	\$590,041.11	\$424,997.60	\$403,352.24	\$27,033.04	\$55,807.05
EXPENDITURES					
Institutional Operations	416,416.32	340,350.95	325,444.47	25,937.87	51,056.12
To Economy Deductions	11,000.00	8,854.00	9,125.00	675.00	1,325.00
To Bureau of Institutional Service J. T.					
To Bureau of Institutional Service — Bond Issue					
To License Plates Expense					
To Overdraft to 1937-38					
To Contingent Fund	20,466.14	2,865.77	22,581.06	420.17	2,570.93
Balance to 1938-39	14,841.77	2,500.00	9,000.00		855.00
Total Institutional Expense	462,724.23	354,570.72	366,150.53	27,033.04	55,807.05
New Construction Expense	75,619.94	41,355.03	31,509.37		
Total Expended	538,344.17	395,925.75	397,659.90	27,033.04	55,807.05
Income to Surplus Revenue	51,696.94	29,071.85	5,692.34		
Total Accounted for	\$590,041.11	\$424,997.60	\$403,352.24	\$27,033.04	\$55,807.05

THE DEPARTMENT OF FINANCE

117

YEAR ENDING JUNE 30, 1938

PENAL			TUBERCULAR			CORRECTIONAL		Totals
Maine State Prison	State Reformatory for Men	State Reformatory for Women	Central Maine Sanatorium	Northern Maine Sanatorium	Western Maine Sanatorium	State School for Boys	State School for Girls	
1824	1912	1915	1910	1919	1904	1850	1875	
1824	1919	1916	1915	1919	1915	1853	1899	
427	422	200	25	28	495	207½	110	3966
51	36	16	20	12	22	23	15	345
386	166	172	275	163	225	179	188	6247
49	20	4	38	12	42	19	6	549
	4	25	54	38	42	17	34	589
337	142		81	43	59	143		2678
		109	102	70	82		148	2397
		34						34
337	142	143	183	113	141	143	148	5109
280	200	Women Babies 150 40	186	119	150	160	177	5173
\$135,000.00	\$57,000.00	\$62,000.00	\$178,000.00	\$112,000.00	\$144,000.00	\$74,000.00	\$85,000.00	\$2,056,155.00
79,295.12	92.45	126.51	5,200.00	5,138.58	5,847.31		1,780.67	38,362.18
18,046.61	225.25	239.36	1,157.51	252.78	489.81	1,761.17	23.59	90,173.25
11,780.11			2,962.85					21,234.71
								11,780.11
244,121.84	57,317.70	62,365.87	187,320.36	117,391.36	150,337.12	75,761.17	86,804.26	2,247,705.25
5,194.42		3,614.84	36,300.00					407.37
		29,259.73	11,177.31				19,212.27	189,736.23
		10.05					6.32	63,099.31
16,477.81								16.37
								16,477.81
265,794.07	57,317.70	95,250.49	234,797.67	117,391.36	150,337.12	75,761.17	106,022.85	2,517,442.34
	5,623.33	15.84	202.80	59.04	1,024.13	294.97	2.49	93,683.73
\$265,794.07	\$62,941.03	\$95,266.33	\$235,000.47	\$117,450.40	\$151,361.25	\$76,056.14	\$106,025.34	\$2,611,126.07
218,795.99	55,892.70	59,865.66	182,870.36	106,311.27	142,583.69	72,834.95	76,618.69	2,074,979.04
	1,425.00	1,550.00	4,450.00	2,800.00	3,600.00	1,850.00	2,125.00	48,779.00
131.08			12,008.52					131.08
19,975.53							16,396.94	28,405.46
21,697.05								19,975.53
		950.21		6,280.09	3,457.84	1,076.22	4,310.57	21,697.05
				2,000.00	695.59		3,750.00	64,979.00
								33,642.36
260,599.65	57,317.70	62,365.87	199,328.88	117,391.36	150,337.12	75,761.17	103,201.20	2,292,588.52
5,194.42		32,884.62	35,468.79				2,821.65	224,853.82
265,794.07	57,317.70	95,250.49	234,797.67	117,391.36	150,337.12	75,761.17	106,022.85	2,517,442.34
	5,623.33	15.84	202.80	59.04	1,024.13	294.97	2.49	93,683.73
\$265,794.07	\$62,941.03	\$95,266.33	\$235,000.47	\$117,450.40	\$151,361.25	\$76,056.14	\$106,025.34	\$2,611,126.07

REPORT OF INSTITUTIONS

INSTITUTIONS	INSANE AND FEEBLE-MINDED			CHARITABLE	EDUCATIONAL
	Augusta State Hospital	Bangor State Hospital	Pownal State School	Military and Naval Children's Home	Maine School for Deaf
Year ending June 30, 1938					
Appropriations—Income—Credits					
Appropriations	\$440,000.00	\$354,155.00	\$365,000.00	\$27,000.00	\$53,000.00
Balance from Last Year 1936-37	20,211.03		20.79	33.04	4.25
From Contingent Fund					
From Secretary of State					
Special — Bond Issue	72,169.94	41,021.00	31,436.03		
Special — Federal Grant	3,450.00				
Credits to Bond Issue		334.03	73.34		
Credits to Federal Grant					
CASH CREDITS TO APPROPRIATION AND INCOME:					
Sundry Receipts	107.22	58.05	301.01		
Sale of Supplies from Stock	248.17				
Sale of Industrial Supplies and Products	274.75	181.01	13.23		
Sale of Gas and Oil	388.20	54.59			
Sale of Farm Products	203.58	172.00	75.99		
Sale of Green Bones — Grease — Barrels	94.70	63.54			2.80
Sale of Brickyard Products					
Sale of Surplus Equipment					
Miscellaneous Refunds	620.36	205.26	1,129.74		
Cancelled Checks	80.56	20.63			
Rent of Houses	324.33	120.00			
Board of Transients			94.74		
Board of Patients	50,692.36	28,477.25	5,207.37		
Sale of Livestock					
Salvage of Equipment	1,175.91				
Sale of Clothing		135.24			
Tuition from New Hampshire					2,800.00
X-rays					
Damage Claims					
Interest on Trust Funds					
Paint Department					
Upholstering Department					
Blacksmith—Tin—Auto Repairs					
Woodworking Department					
Auto Plate Department					
Door Mat Department					
Wood Department					
Harness Department					
Tailoring Department					
Overdraft to 1938-39					
Total	\$590,041.11	\$424,997.60	\$403,352.24	\$27,033.04	\$55,807.05
Appropriations and Credits	538,344.17	395,925.75	397,659.90	27,033.04	55,807.05
Income	51,696.94	29,071.85	5,692.34		
Total	\$590,041.11	\$424,997.60	\$403,352.24	\$27,033.04	\$55,807.05

THE DEPARTMENT OF FINANCE

119

YEAR ENDING JUNE 30, 1938

PENAL			TUBERCULAR			CORRECTIONAL		Totals
Maine State Prison	State Reformatory for Men	State Reformatory for Women	Central Maine Sanatorium	Northern Maine Sanatorium	Western Maine Sanatorium	State School for Boys	State School for Girls	
\$135,000.00	\$57,000.00	\$62,000.00	\$178,000.00	\$112,000.00	\$144,000.00	\$74,000.00	\$85,000.00	\$2,086,155.00
		126.51	5,200.00	5,138.58	5,847.31		1,780.67	38,362.18
18,046.61	225.25		2,962.85					21,234.71
11,780.11								11,780.11
5,194.42		3,614.84	36,300.00					189,736.23
		29,259.73	11,177.31				19,212.27	63,099.31
		10.05					6.32	407.37
								16.37
475.88	22.50	15.84			196.19	31.00	10.16	1,217.85
242.69		4.80	73.89		167.55			494.41
		144.15				5.20		861.03
					83.27	1,510.59		2,036.65
3,432.35	1,326.59				374.50			5,585.01
	4,271.24		180.01		44.69			385.74
		90.41	113.09	54.04	174.00			4,271.24
4.95	3.50		162.80	1.68	148.10			451.54
90.23	91.95		2.72	244.10	84.44	17.04	15.92	2,276.39
527.00			202.80	5.00	141.00			647.59
682.62					100.20			1,112.33
								1,085.36
						294.97		84,376.98
								294.97
								1,175.91
								135.24
			625.00					2,800.00
								625.00
12.76				7.00				19.76
						197.34		197.34
2,613.52								2,613.52
4,273.80								4,273.80
3,453.73								3,453.73
10,989.61								10,989.61
28,401.43								28,401.43
8.00								8.00
1,172.00								1,172.00
15,427.95								15,427.95
7,486.60								7,486.60
16,477.81								16,477.81
\$265,794.07	\$62,941.03	\$95,266.33	\$235,000.47	\$117,450.40	\$151,361.25	\$76,056.14	\$106,025.34	\$2,611,126.07
265,794.07	57,317.70	95,250.49	234,797.67	117,391.36	150,337.12	75,761.17	106,022.85	2,517,442.34
	5,623.33	15.84	202.80	59.04	1,024.13	294.97	2.49	93,683.73
\$265,794.07	\$62,941.03	\$95,266.33	\$235,000.47	\$117,450.40	\$151,361.25	\$76,056.14	\$106,025.34	\$2,611,126.07

REPORT OF INSTITUTIONS

INSTITUTIONS	INSANE AND FEEBLE-MINDED			CHARITABLE	EDUCATIONAL
	Augusta State Hospital	Bangor State Hospital	Pownal State School	Military and Naval Chil- dren's Home	Maine School for Deaf
Year ending June 30, 1938					
Detail of Expenditures					
Salaries	\$215,296.56	\$159,363.76	\$151,743.17	\$8,793.40	\$30,252.62
Wages	944.50		4.00	114.26	10.00
Fees and Retainers	504.21	1,167.90	6.83		1.00
Communication and Transportation of Things	5,314.79	2,715.85	5,156.68	292.70	176.99
Traveling Expenses	958.88	242.30	272.09	53.70	6.40
Subsistence and Care—Persons and Things	134.75	249.29	879.22	873.60	989.18
Printing, Binding, Advertising	674.83	380.44	2.20		
Heat, Light, Power and Water	15,955.15	8,234.63		642.60	1,584.06
Repairs	7,724.44	2,068.78	5,094.10	1,701.39	1,116.66
Cleaning, Painting, Waste Removal	1.00	7.50	326.00	47.89	1,217.89
Entertainment, Burials, Plumbing Insp.		1,198.50	1,123.18	73.40	60.25
Supplies	149,808.45	152,748.10	139,632.46	12,161.97	13,115.29
Parts and Fittings	3,750.71	2,644.21	6,966.16	22.56	395.52
Materials	5,596.90	2,771.64	3,527.22	305.82	837.31
Industrial Supplies			180.86		.50
Rents, Land and Equipment	125.00		6.22		
Insurance	849.34	64.75	74.23		4.86
Subscriptions	170.00	153.90	147.50	56.85	83.45
Commissions (Notaries, Justices etc.)		99.00	29.75		
Rewards — Criminal Apprehension			50.50		
Accident Compensation to Employees			166.82		302.94
Flags and Ammunition				7.35	
Allowance to Discharged Inmates					
Miscellaneous Expense		15.00			
Equipment	8,606.81	6,225.40	7,555.28	790.38	901.20
Buildings and Fixed Equipment					
Land Purchased			2,500.00		
Dues to National Association					
Administration Expenditures	416,416.32	340,350.95	325,444.47	25,937.87	51,056.12
New Construction Expense	75,619.94	41,355.03	31,509.37		
Manufacture of License Plates					
Equipment for Manufacture of License Plates					
Economy Deductions	11,000.00	8,854.00	9,125.00	675.00	1,325.00
Lapsed to Contingent Fund	20,466.14	2,865.77	22,581.06	420.17	2,570.93
To Bureau of Institutional Service					
To Bureau of Institutional Service Bond Issue					
Balance forward to 1938-39	14,841.77	2,500.00	9,000.00		855.00
To Overdraft 1937-38					
To Surplus Revenue — Income	51,696.94	29,071.85	5,692.34		
Total Accounted for	\$590,041.11	\$424,997.60	\$403,352.24	\$27,033.04	\$55,807.05

THE DEPARTMENT OF FINANCE

121

YEAR ENDING JUNE 30, 1938

PENAL			TUBERCULAR			CORRECTIONAL		Totals
Maine State Prison	State Reformatory for Men	State Reformatory for Women	Central Maine Sanatorium	Northern Maine Sanatorium	Western Maine Sanatorium	State School for Boys	State School for Girls	
\$83,888.50	\$23,241.40	\$25,273.15	\$76,519.09	\$43,456.48	\$62,069.69	\$26,887.36	\$32,737.24	\$939,522.42
10.00	161.50	12.80			1,474.40	280.05		3,011.51
570.62	245.00	1,809.75			1,202.75	14.13	1.00	5,523.19
2,345.77	509.99	914.11	2,266.15	2,645.69	2,680.20	968.65	1,055.48	27,043.05
3,003.67	103.36	357.73	27.30	175.86	190.45	743.10	290.64	6,425.48
1,799.87	552.65	129.35	3,797.00	623.75	360.69	1,575.44	417.89	12,382.68
1.03			3.50	.50		3.46	3.50	1,069.46
6,162.23	2,355.75	2,228.51	6,069.50	6,325.89	4,170.72	2,622.45	4,079.34	60,430.83
1,349.60	684.48	1,250.35	2,168.26	482.64	2,260.35	474.58	3,812.85	30,188.48
49.00		642.03	8,626.96	988.07	39.87	53.92	7.50	12,007.63
1,126.00	97.10	94.50	458.00	128.00	572.50	128.50	210.40	5,270.33
73,931.36	25,133.98	24,431.09	71,952.84	47,845.18	60,181.49	32,850.31	29,822.07	\$33,614.59
2,344.88	567.49	125.01	196.22	820.69	1,154.24	824.57	1,233.73	21,045.99
35,077.37	864.49	263.78	639.37	1,257.38	2,419.38	486.20	525.95	54,572.81
153.51								334.87
387.50			3.75	121.00	9.04			652.51
100.65	69.23	32.12	13.44	10.71	24.14	50.82	71.41	1,365.70
10.00	32.75	62.43	52.50	21.30	49.40	33.50	97.85	971.43
1.00								129.75
95.15						120.00		265.65
			222.45		18.00			710.21
104.17					24.16		22.87	158.55
1,290.00								1,290.00
5.00			3.00				4.50	27.50
4,413.99	1,273.53	1,742.59	3,361.76	1,340.62	3,682.22	1,259.24	2,046.47	43,199.49
575.12		491.36	6,489.27	62.51		152.47	178.00	7,948.73
		5.00		5.00		3,306.20		5,806.20
								10.00
218,795.99	55,892.70	59,865.66	182,870.36	106,311.27	142,583.69	72,834.95	76,618.69	2,074,979.04
5,194.42		32,884.62	35,468.79				2,821.65	224,853.82
14,124.58								14,124.58
5,850.95								5,850.95
	1,425.00	1,550.00	4,450.00	2,800.00	3,600.00	1,850.00	2,125.00	48,779.00
		950.21		6,280.09	3,457.84	1,076.22	4,310.57	64,970.00
131.08			12,008.52					131.08
				2,000.00	695.59		16,396.94	28,405.46
21,697.05							3,750.00	33,642.36
	5,623.33	15.84	202.80	59.04	1,024.13	294.97	2.49	21,697.05
								93,683.73
\$265,794.07	\$62,941.03	\$95,266.33	\$235,000.47	\$117,450.40	\$151,361.25	\$76,056.14	\$106,025.34	\$2,611,126.07

REPORT OF INSTITUTIONS

INSTITUTIONS	INSANE AND FEEBLE-MINDED			CHARITABLE	EDUCATIONAL
	Augusta State Hospital	Bangor State Hospital	Pownal State School	Military and Naval Children's Home	Maine School for Deaf
Year ending June 30, 1938					
Cost of Operation and per Capita					
Cash Expended from Appropriation	\$416,416.32	\$340,350.95	\$325,444.47	\$25,937.97	\$51,056.12
Cash Expended License Plates Expense					
Plus Decrease in Supplies			286.63		
Plus Decrease in Equipment		333.75	6,451.85		
Plus Decrease in Plant	45,450.00				
Gross Expense	461,866.32	340,684.70	332,182.95	25,937.87	51,056.12
Gross per Capita per week	5.93	5.74	6.49	14.63	8.74
Gross per Capita per week Last Year	5.51	5.94	6.79	12.67	8.16
CREDITS:					
Cash Credits to Appropriation	2,513.20	415.72	1,129.74		2,802.80
Cash Credits to General Fund	51,696.94	29,071.85	5,692.34		
Increase in Equipment	2,186.69			24.04	490.09
Increase in Supplies	571.43	3,282.66		93.99	523.20
Increase in Plant			2,500.00		
Gross Credits	56,968.26	32,770.23	9,322.08	118.03	3,816.09
Net Cost of Operation to State	404,898.06	307,914.47	322,860.87	25,819.84	47,240.03
Total	461,866.32	340,684.70	332,182.95	25,937.87	51,056.12
Net per Capita per Week — 1937-38	5.20	5.19	6.31	14.56	8.09
Net per Capita per week — 1936-37	4.64	5.37	6.35	12.63	8.09
Net per Capita per Week — 1935-36	4.71	5.24	6.06	12.52	8.32
Net per Capita per Week — 1934-35	4.30	5.09	6.60	12.28	7.07
Net per Capita per Week — 1933-34	4.37	4.85	5.24	10.17	5.76
INVENTORY AND PLANT (Including New Const.)					
Equipment	247,706.25	182,227.83	209,108.24	10,425.17	34,033.07
Supplies	39,797.93	56,333.14	67,538.55	5,330.51	5,134.14
Total Inventory	287,504.18	238,560.97	276,646.79	15,755.68	39,167.21
Plant Value	2,694,108.17	1,802,322.93	1,825,919.18	44,119.92	200,601.96
Inventory and Plant Totals	\$2,981,612.35	\$2,040,883.90	\$2,102,565.97	\$59,875.60	\$239,769.17
Total Added by New Construction — Included in above Totals — 1937-38:					
Equipment and Supplies	15,718.31	16,047.81	38,185.24		
Plant	388,104.07	488,818.01	99,275.08		
	\$403,822.38	\$504,865.82	\$137,460.32		

THE DEPARTMENT OF FINANCE

123

YEAR ENDING JUNE 30, 1938

PENAL			TUBERCULAR			CORRECTIONAL			Totals
Maine State Prison	State Reformatory for Men	State Reformatory for Women	Central Maine Sanatorium	Northern Maine Sanatorium	Western Maine Sanatorium	State School for Boys	State School for Girls		
\$218,795.99	\$55,892.70	\$59,865.66	\$182,870.36	\$106,311.27	\$142,583.69	\$72,834.95	\$76,618.69	\$2,074,979.04	
19,975.53								19,975.53	
271.90	436.11			233.94			3.09	1,231.07	
2,000.00		2,594.64	3,996.48					13,376.72	
								47,450.00	
241,043.42	56,328.81	62,460.30	186,866.84	106,545.21	142,583.69	72,834.95	76,621.78	2,157,012.96	
13.72	7.61	8.39	19.58	18.08	19.39	9.77	9.93		
16.14	8.32	7.15	19.03	17.61	17.82	10.06	9.50		
79,295.12	92.45	239.36	1,157.51	252.78	489.81	1,761.17	23.59	90,173.25	
	5,623.33	15.84	202.80	59.04	1,024.13	294.97	2.49	93,683.73	
5,370.68	6,090.91			242.36	3,510.22	698.87	1,073.61	19,687.47	
		1,592.98	7,259.92		101.99	1,505.83		14,932.00	
		491.36	6,489.27	62.51		3,458.67	178.00	13,179.81	
84,665.80	11,806.69	2,339.54	15,109.50	616.69	5,126.15	7,719.51	1,277.69	231,656.26	
156,377.62	44,522.12	60,120.76	171,757.34	105,928.52	137,457.54	65,115.44	75,344.09	1,925,356.70	
241,043.42	56,328.81	62,460.30	186,866.84	106,545.21	142,583.69	72,834.95	76,621.78	2,157,012.96	
8.90	6.01	8.06	18.00	17.98	18.70	8.73	9.76	Net. Ave.	
9.14	7.29	6.72	18.63	17.29	17.15	9.71	9.13	7.23	
9.64	6.49	6.49	17.85	17.58	17.73	9.86	10.23	7.18	
8.74	5.22	6.68	18.28	16.92	18.03	8.79	7.56	7.18	
9.35	4.15	6.36	17.20	15.74	16.08	9.59	5.54	6.88	
112,285.61	65,294.59	37,171.86	75,462.79	52,702.32	72,761.07	30,892.68	47,068.07	1,177,139.55	
38,871.74	17,129.29	11,371.69	18,621.86	14,030.38	5,448.69	15,666.44	12,908.86	308,183.22	
151,157.35	82,423.88	48,543.55	94,084.65	66,732.70	78,209.76	46,559.12	59,976.93	1,485,322.77	
804,926.32	244,518.41	405,156.98	357,294.14	307,409.65	372,986.18	244,229.79	341,583.71	9,645,177.34	
956,083.67	326,942.29	453,700.53	451,378.79	374,142.35	451,195.94	290,788.91	401,560.64	11,130,500.11	
		9,264.83					10,168.12	89,384.31	
		157,003.93					124,525.41	1,257,726.50	
		\$166,268.76					\$134,693.53	\$1,347,110.81	

REPORT OF INSTITUTIONS

INSTITUTIONS	INSANE AND FEEBLE-MINDED			CHARITABLE	EDUCATIONAL
	Augusta State Hospital	Bangor State Hospital	Pownal State School	Military and Naval Children's Home	Maine School for Deaf
Year ending June 30, 1938					
Inventories and Plant					
Equipment Paid by Appropriation — Regular	\$232,563.22	\$167,263.17	\$170,923.00	\$10,425.17	\$34,033.07
Equipment Paid by Bond Issue and Federal Grant	15,143.03	14,964.66	38,185.24		
Total Equipment	247,706.25	182,227.83	209,108.24	10,425.17	34,033.07
Supplies by Appropriation — Regular	39,222.65	55,249.99	67,538.55	5,330.51	5,134.14
Supplies by Bond Issue	575.28	1,083.15			
Total Inventory Including New Construction	\$287,504.18	\$238,560.97	\$276,646.79	\$15,755.68	\$39,167.21
Equipment — Regular — This Year 1937-38	232,563.22	167,263.17	170,923.00	10,425.17	34,033.07
Equipment — Regular — Last Year 1936-37	230,376.53	167,596.92	177,374.85	10,401.13	33,542.98
Increase	2,186.69			24.04	490.09
Decrease		333.75	6,451.85		
Supplies — Regular — This Year 1937-38	39,222.65	55,249.99	67,538.55	5,330.51	5,134.14
Supplies — Regular — Last Year 1936-37	38,651.22	51,967.33	67,825.18	5,236.52	4,610.94
Increase	571.43	3,282.66		93.99	523.20
Decrease			286.63		
Total Inventory — Regular — This Year 1937-38	271,785.87	222,513.16	238,461.55	15,755.68	39,167.21
Total Inventory — Regular — Last Year 1936-37	269,027.75	219,564.25	245,200.03	15,637.65	38,153.92
Increase	2,758.12	2,948.91		118.03	1,013.29
Decrease			6,738.48		
Plant Value Last Year 1936-37	2,351,454.10	1,313,504.92	1,724,144.10	44,119.92	200,601.96
Added this Year by Appropriation			2,500.00		
Total	2,351,454.10	1,313,504.92	1,726,644.10	44,119.92	200,601.96
Discarded this Year	45,450.00				
Plant Value Paid by Appropriation	2,306,004.10	1,313,504.92	1,726,644.10	44,119.92	200,601.96
Added this Year — New Construction	388,104.07	488,818.01	99,275.08		
Plant Value June 30, 1938	\$2,694,108.17	\$1,802,322.93	\$1,825,919.18	\$44,119.92	\$200,601.96

THE DEPARTMENT OF FINANCE

YEAR ENDING JUNE 30, 1938

PENAL			TUBERCULAR			CORRECTIONAL		Totals	
Maine State Prison	State Reformatory for Men	State Reformatory for Women	Central Maine Sanatorium	Northern Maine Sanatorium	Western Maine Sanatorium	State School for Boys	State School for Girls		
\$112,285.61	\$65,294.59	\$27,907.03 9,264.83	\$75,462.79	\$52,702.32	\$72,761.07	\$30,892.68	\$36,899.95 10,168.12	\$1,089,413.67 87,725.88	
112,285.61 38,871.74	65,294.59 17,129.29	37,171.86 11,371.69	75,462.79 18,621.86	52,702.32 14,030.38	72,761.07 5,448.69	30,892.68 15,666.44	47,068.07 12,908.86	1,177,139.55 306,524.79 1,658.43	
\$151,157.35	\$82,423.88	\$48,543.55	\$94,084.65	\$66,732.70	\$78,209.76	\$46,559.12	\$59,976.93	1,485,322.77	
112,285.61 106,914.93	65,294.59 59,203.68	27,907.03 30,501.67	75,462.79 79,459.27	52,702.32 52,459.96	72,761.07 69,250.85	30,892.68 30,193.81	36,899.95 35,826.34	1,089,413.67 1,083,102.92	
5,370.68	6,090.91	2,594.64	3,996.48	242.36	3,510.22	698.87	1,073.61	19,687.47 13,376.72	6,310.75
38,871.74 39,143.64	17,129.29 17,565.40	11,371.69 9,778.71	18,621.86 11,361.94	14,030.38 14,264.32	5,448.69 5,346.70	15,666.44 14,160.61	12,908.86 12,911.95	306,524.79 292,824.46	
271.90	436.11	1,592.98	7,259.92	233.94	101.99	1,505.83	3.09	14,932.00 1,231.67	13,700.33
151,157.35 146,058.57	82,423.88 76,769.08	39,278.72 40,280.38	94,084.65 90,821.21	66,732.70 66,724.28	78,209.76 74,597.55	46,559.12 44,354.42	49,808.81 48,738.29	1,395,938.46 1,375,927.38	
5,098.78	5,654.80	1,001.66	3,263.44	8.42	3,612.21	2,204.70	1,070.52	27,751.22 7,740.14	20,011.08
806,351.20 575.12	244,518.41	247,661.69 491.36	350,804.87 6,489.27	307,347.14 62.51	372,986.18	240,771.12 3,458.67	216,880.30 178.00	8,421,145.91 13,754.93	
806,926.32 2,000.00	244,518.41	248,153.05	357,294.14	307,409.65	372,986.18	244,229.79	217,058.30	8,434,900.84 47,450.00	
804,926.32	244,518.41	248,153.05 157,003.93	357,294.14	307,409.65	372,986.18	244,229.79	217,058.30 124,525.41	8,387,450.84 1,257,726.50	
\$804,926.32	\$244,518.41	\$405,156.98	\$357,294.14	\$307,409.65	\$372,986.18	\$244,229.79	\$341,583.71	\$9,645,177.34	

INSTITUTIONS—SUMMARY OF NEW CONSTRUCTION—

	Construction	Equipment and Supplies	Total Expense	Completed Added to Plant	Added to Equipment
AUGUSTA STATE HOSPITAL					
New Heating Plant	1934-35	\$22,211.42			
	1935-36	83,441.14			
	1936-37	44,966.02		150,618.58	
			150,618.58		
Patients' Building	1935-36	40,583.80	40,583.80		
	1936-37	287,102.19	516.45	287,618.64	
	1937-38	48,957.09	15,201.86	64,158.95	376,643.08
		376,643.08	15,718.31	392,361.39	15,718.31
Garage and Storehouse	1937-38	11,460.99		11,460.99	
			11,460.99		
BANGOR STATE HOSPITAL					
Heating System	1935-36	41,752.44			
	1936-37	997.66			
	1937-38		42,750.10	42,750.10	
Female Dormitory Wing	1935-36	44,800.73	44,800.73		
	1936-37	267,149.41	7,046.01	274,195.42	
	1937-38	38,168.36	2,352.63	40,520.99	349,969.70
		350,118.50	9,398.64	359,517.14	9,398.64
Less Credits		-148.80		-148.80	
		349,969.70		359,368.34	
Nurses' Home	1935-36	21,493.82	21,493.82		
	1936-37	117,360.56	5,994.29	123,354.85	
	1937-38	179.16	654.88	834.04	141,052.31
		139,033.54	6,649.17	145,682.71	6,649.17
Less Credits		-185.23		-185.23	
		138,848.31		145,497.48	
Plus Elevator Paid by Appropriation		2,204.00		2,204.00	
		141,052.31		147,701.48	
MAINE STATE PRISON					
Additions to Cell Blocks	1935-36	37,651.70			
	1936-37	197.90			
			37,849.60	37,849.60	
Repairs to Walls—Contract	1937-38		5,194.42		

THE DEPARTMENT OF FINANCE

1934 - 1938 PAID BY SPECIAL GRANTS

Total Added to Institutions	Paid by Bond Issue	Total Paid by Bond Issue	Paid by Federal Grant	Paid by P.W.A.	Paid from Appropriation	Total Paid	TOTALS
150,618.58	105,652.56 44,966.02	150,618.58				150,618.58	
392,361.39	40,583.80 287,618.64 64,158.95	392,361.39				392,361.39	
11,460.99	8,010.99	8,010.99	3,450.00			11,460.99	\$554,440.96
42,750.10	41,752.44 997.66	42,750.10				42,750.10	
359,368.34	44,800.73 274,195.42 40,372.19	359,368.34				359,368.34	
147,701.48	21,493.82 123,354.85 648.81	145,497.48			2,204.00	147,701.48	
							549,819.92
37,849.60	37,651.70 197.90	37,849.60				37,849.60	
	5,194.42	5,194.42				5,194.42	43,044.02

INSTITUTIONS—SUMMARY OF NEW CONSTRUCTION—

		Construction	Equipment and Supplies	Total Expense	Completed Added to Plant	Added to Equipment
POWNAL STATE SCHOOL						
Heating Plant	1935-36	\$38,064.87				
	1936-37	2,614.30		\$40,679.17	\$40,679.17	
Laundry	1935-36	1,244.37				
	1936-37	45,144.97				
	1937-38	12,547.03				
		58,936.37				
Less Credits		-31.64				
Less Equipment		-23,200.25				
Net Construction		35,704.48	23,200.25	58,904.73	35,704.48	23,200.25
Female Dormitory	1935-36	100,290.91				
	1936-37	92,454.13				
	1937-38	229.98				
		192,975.02				
Less Equipment		-5,421.67				
Net Construction		187,553.35	5,421.67	192,975.02	187,553.35	5,421.67
Male Dormitory	1935-36	93,743.11				
	1936-37	92,464.80				
	1937-38	229.98				
		186,437.89				
Less Equipment		-5,421.71				
Net Construction		181,016.18	5,421.71	186,437.89	181,016.18	5,421.71
Nurses' Home	1935-36	1,695.08				
	1936-37	57,939.87				
	1937-38	18,502.38				
		78,137.33				
Less Credits		-41.70				
Less Equipment		-4,141.61				
Net Construction		73,954.02	4,141.61	78,095.63	73,954.02	4,141.61
Officers' Cottages	1935-36	97.88				
	1936-37	1,200.00		1,297.88	Not Completed	
School	1935-36	2,544.80		2,544.80	Not Completed	

THE DEPARTMENT OF FINANCE

1934 - 1938 PAID BY SPECIAL GRANTS

Total Added to Institutions	Paid by Bond Issue	Total Paid by Bond Issue	Paid by Federal Grant	Paid by P.W.A.	Paid from Appropriation	Total Paid	TOTALS
\$40,679.17	\$38,064.87 2,614.30	\$40,679.17				\$40,679.17	
58,904.73	1,244.37 45,144.97 12,515.39	58,904.73				58,904.73	
192,975.02	100,290.91 92,454.13 229.98	192,975.02				192,975.02	
186,437.89	93,743.11 92,464.80 229.98	186,437.89				186,437.89	
78,095.63	1,695.08 57,939.87 18,460.68	78,095.63				78,095.63	
	97.88 1,200.00	1,297.88				1,297.88	
	2,544.80	2,544.80				2,544.80	\$560,935.12

THIRD BIENNIAL REPORT OF
INSTITUTIONS—SUMMARY OF NEW CONSTRUCTION—

	Construction	Equipment and Supplies	Total Expense	Completed Added to Plant	Added to Equipment
STATE REFORMATORY FOR WOMEN					
Boiler House—Laundry—Coal Pocket	1935-36				
	1936-37				
	1937-38				
			2,632.72		
Maternity Hospital	1935-36		18,089.58		
	1936-37	770.00	112,934.62	280.23	
	1937-38	8,504.88	32,774.62	154,371.21	9,264.83
Less Credits	154,523.94	9,274.88	163,798.82		
	-152.73	-10.05	-162.78		
1937 Paid by Appropriation	154,371.21	9,264.83	163,636.04		
	280.23		280.23		
	154,651.44		163,916.27		
CENTRAL MAINE SANATORIUM					
Central Heating Plant	1934-35				
	1935-36		45,031.92	45,031.92	
New Dormitory	1937-38	Not Completed	35,468.79		
NORTHERN MAINE SANATORIUM					
Heating Estimates	1936-37		527.92		
STATE SCHOOL FOR BOYS					
Central Heating Plant	1935-36				
	1936-37		39,014.92	39,014.92	
STATE SCHOOL FOR GIRLS					
New Hospital	1935-36		23,538.10		
	1936-37	7,793.47	108,646.68		
	1937-38	2,374.65	2,821.65	124,525.41	10,168.12
B.I. 1936-37 Credits		10,168.12	-306.58		
P.W.A. 1937-38 Credits			-6.32		
	124,525.41		134,693.53		
TOTALS					
			\$2,129,526.09		

THE DEPARTMENT OF FINANCE

1934 - 1938 PAID BY SPECIAL GRANTS

Total Added to Institutions	Paid by Bond Issue	Total Paid by Bond Issue	Paid by Federal Grant	Paid by P.W.A.	Paid from Appropriation	Total Paid	TOTALS
	\$2,522.72						
	110.00						
		2,632.72				2,632.72	
	18,089.58						
	80,635.67						
163,916.27	3,504.84						
		102,230.09	29,250.73	32,146.22	280.23	163,916.27	
							166,548.99
	14,062.89						
45,031.92	30,969.03	45,031.92				45,031.92	
	35,468.79	35,468.79				35,468.79	80,500.71
		527.92				527.92	527.92
	38,360.12						
39,014.92	654.80	39,014.92				39,014.92	39,014.92
	23,538.10						
134,693.53	79,896.32	103,434.42	2,815.33	28,443.78		134,693.53	134,693.53
		\$2,030,926.80	\$35,525.06	\$60,500.00	\$2,484.23	\$2,129,526.09	\$2,129,526.09

SUMMARY—BOND ISSUE TO INSTITUTIONS—1934-1938

Institutional Records		Totals
Augusta State Hospital	\$550,990.96	
Bangor State Hospital	547,615.92	
Maine State Prison	43,044.02	
Pownal State School	560,935.12	
State Reformatory for Women	104,862.81	
Central Maine Sanatorium	80,500.71	
Northern Maine Sanatorium	527.92	
State School for Boys	39,014.92	
State School for Girls	103,434.42	
		2,030,926.80

BOND ISSUE ACCOUNT—1934-1938

		To Institutions	
1935-36	To Institutions	\$657,158.51	
1936-37	“ “	1,184,863.27	
1937-38	“ “	189,736.23	
1937-38	From “		\$31.21
	Net Paid Institutions		2,030,926.80
		\$2,031,758.01	\$2,031,758.01

BOND ISSUE STATEMENT—1934-1938

As per Controller's Records

Bond Issue Authorized	\$2,000,000.00		
Dec. 5, 1935	Bonds Sold	\$475,000.00	
	Premiums on Bonds sold	5,125.25	
Oct. 3, 1936	Bonds Sold	1,525,000.00	
	Premiums on same	18,049.22	
1935-36	To Institutions	657,158.51	
Oct., 1936	Postage on Bonds	26.91	
“ “	Printing “	511.96	
Dec., “	Insurance on Bonds	76.25	
Feb., “	“ “ “	23.75	
Jan., “	Postage “ “	8.40	
1936-37	To Institutions	1,184,863.27	
1937-38	“ “	189,736.23	
“	From “		28,405.46
1937-38	To Augusta Airport	1,088.69	
June 30, 1938	Balance on Hand	18,085.96	
		\$2,051,579.93	\$2,051,579.93

STATE CONTINGENT FUND

July 1, 1936—June 30, 1937

1936		Debits	Credits
July 1	Balance		\$300,000.00
31	From Highway Loan Fund		32.76
1937			
Jan. 30	From Liquor Tax		307.42
31	" " "		9,022.15
Feb. 27	" " "		40,852.92
Mar. 31	" " "		39,475.84
Apr. 3	" " "		41,836.15
May 28	" " "		37,979.31
May 31	From Deficiency Account		150,000.00
June 30	From Liquor Tax		69,217.27
June 30	Lapses from 1936-1937 Appropriations		2,279,231.48
1936			
July	State Highway Commission		
	Special Resolve No. 618	\$300.00	
	Maine Development Commission		
	Department Operations	200.00	
	Miscellaneous		
	Mary Proulx Case	2,500.00	
	Temporary Loan	335.00	
Aug.	Maine Development Commission		
	Department Operations	1,000.00	
	Miscellaneous		
	Knox Arboretum	33.60	
	Health and Welfare Department		
	W. P. A.	14,000.00	
Sept.	Miscellaneous		
	P. Tyghe Drum Corps	1,200.00	
	J. W. Williams Post	1,000.00	
	James Fitzgerald Post	200.00	
	R. D. Caldwell Post	300.00	
	Three Quarter Century Club	110.00	
	Social Security Fund		
	Old Age Assistance	69,307.05	
Oct.	Executive Department		
	Department Operations	2,500.00	
	Social Security Fund		
	Old Age Assistance	100,000.00	
	Bureau of Health		
	Department Operations	2,000.00	
	Health & Welfare		
	W. P. A.	10,000.00	
	Miscellaneous		
	Knox Arboretum	246.00	
	G. A. R. Expenses	1,000.00	
	Baxter State Park Commission	400.00	
	Health and Welfare		
	W. P. A.	7,000.00	
	Social Security Fund		
	Old Age Assistance	47,691.21	
Nov.	Adjutant General's Department		
	Augusta Airport	2,000.00	
	Inland Fish and Game Commission		
	Department Operations	4,000.00	

1936		Debits	Credits
	Treasury Department		
	Temporary Loan	1,831.67	
	Miscellaneous		
	Knox Arboretum	1.90	
	State Highway Commission		
	Improvement State Roads	2,000.00	
	Third Class Highways	1,250.00	
Dec.	Adjutant General's Department		
	Augusta Airport	264.80	
	Maine Development Commission		
	Salary and Clerk Hire	2,500.00	
	Miscellaneous		
1937	Knox Arboretum	207.25	
Jan.	Miscellaneous		
	Daniel Mahar	300.00	
	Knox Arboretum	6.70	
	F. Harold Dubord	100.00	
	State Highway Commission		
	Third Class Highways	1,750.00	
March	Superintendent of Public Buildings		
	Department Operations	1,500.00	
	Adjutant General's Department		
	Augusta Airport	200.00	
	Bureau of Health		
	Department Operations	2,000.00	
Apr.	Miscellaneous		
	Paul L. Powers	50.00	
	Alexander Bower	84.69	
	Maine Highway Safety Campaign		
	Department Operations	29.45	
May	Miscellaneous		
	Knox Arboretum	11.25	
	Maine Development Commission		
	Department Operations	122.41	
	Adjutant General's Department		
	Auburn Strike	30,000.00	
June	Miscellaneous		
	Knox Arboretum	450.00	
	Bureau of Accounts and Control		
	Department Operations	320.00	
	Adjutant General's Department		
	National Guard—Auburn Strike	20,000.00	
	State Police Department		
	Department Operations	3,000.00	
	Miscellaneous		
	Knox Arboretum	234.23	
	Bureau of Taxation		
	Division of Potato Tax	2,000.00	
	Social Security Fund		
	Old Age Assistance	238,689.06	
	Inland Fish and Game Commission		
	Department Operations	3,692.91	
	Miscellaneous		
	American Legion Convention—New York	2,000.00	
	Adjutant General's Department		
	Augusta Airport	14,370.56	
	Miscellaneous		
	Three Quarter Century Club	250.00	

THE DEPARTMENT OF FINANCE

135

1938		Debits	Credits
	Adjutant General's Department		
	Department Operations	2,554.17	
	Attorney General's Department		
	Department Operations	6,428.22	
	Executive Department		
	Department Operations	1,631.07	
	Bureau of Social Welfare		
	Passamaquoddy Indians	6,425.93	
	Penobscot Indians	9,693.68	
	Legislative Department		
	Revisor of Statutes	436.33	
	Department of Education		
	Department Operations	9,801.96	
	Superintendent of Public Buildings		
	Department Operations	21,092.92	
	Treasury Department		
	Department Operations	947.99	
	Bangor State Hospital		
	Institution Operations	215.93	
	Maine State Prison		
	Institution Operations	29,176.69	
	Legislative Department		
	Expenses	8,959.58	
	Maine Development Commission		
	Department Operations	3,000.00	
		<u>\$696,904.21</u>	
	Balance from Surplus Revenue	2,543,537.24	
	Balance 1938 Contingent Fund	300,000.00	
	Closing Balance in Sinking Fund Reserve	335,634.99	
	Balance from Previous Year, Sinking		
	Fund Reserve		65,130.73
	Emergency Appropriation		<u>842,992.41</u>
		<u>\$3,876,076.44</u>	<u>\$3,876,076.44</u>

STATE CONTINGENT FUND

July 1, 1937 to June 30, 1938

		Debits	Credits
1937			
July 1	Balance		300,000.00
1938			
Jan. 31	Jordon Forestry Prize		77.85
May 31	Gypsy Moth Extermination		10,000.00
June 30	Jordon Forestry Prize		14.55
June 30	Lapses from 1937-1938 Appropriations		3,625,752.09
1937			
Sept. 30	Miscellaneous		
	Governor's Conference	100.00	
	Herman A. Ward	500.00	
	American Legion Convention	500.00	
	Baxter State Park Commission	1,500.00	
Oct. 31	Forestry Department		
	European Spruce Fly	5,000.00	
	Secretary of State		
	Department Operations	50.00	
Nov. 30	Adjutant General's Department		
	Department Operations	8,000.00	

THIRD BIENNIAL REPORT OF

		Debits	Credits
1937			
Dec. 31	Jordan Forestry Prize		77.85
	Department of Agriculture		
	Gypsy Moth Extermination	10,000.00	
	Miscellaneous		
	Committee on Federal Investigation	81.70	
	Public Utilities Commission		
	Department Operations	120.00	
	Insurance Department		
	Department Operations	1,500.00	
	Inland Fish and Game Commission		
	Department Operations	4,000.00	
1938			
Jan. 31	Miscellaneous		
	Howard G. LeRoy	100.00	
	Bureau of Taxation		
	Department Operations	3,500.00	
	Treasury Department		
	Retire War Loan Bonds	6,416.87	
	Miscellaneous		
	New England Governors Railroad		
	Freight Rate	2,000.00	
Feb. 28	Miscellaneous		
	E. E. Chase	1,000.00	
Mar. 31	Inland Fish and Game Commission ...	774.74	
	Jordan Forestry Prize	77.85	
	Drowning Grand Lake	211.05	
Apr. 30	Maine Development Commission		
	Department Operations	200.00	
	University of Maine		
	Extension Service	2,000.00	
	Miscellaneous		
	Knox Arboretum	28.00	
	Adjutant General's Department		
	Augusta Airport	59.63	
May 31	Insurance Department		
	Department Operations	375.00	
	Attorney General's Department		
	Department Operations	100.00	
	Forestry Department		
	European Spruce Fly	5,000.00	
	Adjutant General's Department		
	Augusta Airport	1,600.00	
June 30	Maine Development Commission	1,000.00	
	Miscellaneous		
	W. W. Cummings	391.50	
	Committee on Federal Investigation	200.00	
	New England Governors Freight Rate	1,500.00	
	Governors Conference	100.00	
	Three Quarter Century Club	200.00	
	State Highway Commission		
	General Highway Fund	2,000.00	
	Sea and Shore Fisheries		
	Department Operations	500.00	
	Adjutant General's Department		
	Augusta Airport	957.39	
	Attorney General's Department		
	Department Operations	505.38	
	Banking Department		
	Department Operations	937.95	

THE DEPARTMENT OF FINANCE

137

1937	Debits	Credits
Labor and Industry		
Department Operations	2.73	
Industrial Accident Commission		
Department Operations	1,056.61	
Bureau of Social Welfare		
Department Operations	12,128.00	
Legislative Department		
Revisor of Statutes	84.86	
Legislative Expenses	4,961.05	
Department of Health & Welfare		
Department Operations	329,036.35	
Commodity Distribution	22,782.66	
Treasury Department		
Department Operations	673.21	
Interest on Trust Funds	11,106.27	
University of Maine		
State Geologist	11.98	
Central Maine Sanatorium		
Institutional Operations	2,962.85	
Maine State Prison		
Institutional Operations	18,046.61	
State Reformatory for Men		
Institutional Operations	225.25	
Miscellaneous		
Federal Investigation Committee ...	155.10	
Sons of American Revolution	100.00	
Deer Isle-Sedgwick Bridge	145,000.00	
Adjutant General's Department		
Augusta Airport	1,046.81	
Maine Development Commission		
Salary and Expense	35.00	
Miscellaneous		
Maine Aero Club	100.00	
	612,680.25	
Balance from Surplus Revenue	2,636,420.07	
Balance 1939 Contingent Fund	300,000.00	
Closing Balance in Sinking Fund Reserve	388,744.17	
	\$3,935,844.49	\$3,935,844.49

STATE BONDED DEBT

June 30, 1937

Highway and Bridge Bonds	\$24,448,500.00
Kennebec Bridge Bonds	2,411,000.00
Waldo-Hancock Bridge Bonds	900,000.00
State Pier Bonds	648,000.00
War Loan Bonds	28,500.00
Maine State Improvement Bonds	2,000,000.00
	\$30,436,000.00

STATE BONDED DEBT

June 30, 1938

Highway and Bridge Bonds	\$23,925,500.00
Kennebec Bridge Bonds	2,192,000.00
Waldo-Hancock Bridge Bonds	900,000.00

State Pier Bonds	528,000.00
War Loan Bonds	1,500.00
Maine Improvement Bonds	1,900,000.00
	<hr/>
	\$29,447,000.00

SPECIAL FUNDS

June 30, 1937

	Debits	Credits
Maine Teachers' Retirement Association		
Invest Fund, Securities Purchased		\$268,867.35
Reserve Fund, Securities Purchased		66,312.40
In Bank Account		31,428.74
Reserve Fund in Bank Account		1,420.27
Checking Account		3,842.43
Treasurer of State—Securities Held	\$335,179.75	
Deposit in Augusta Savings Bank	1,117.18	
Augusta Savings Bank	4,000.00	
Bath Savings Institution	5,215.50	
Federal Trust Co.	5,233.08	
First National Granite Bank	272.57	
First National Granite Bank	2,000.00	
Gardiner Savings Institution	3,162.01	
Maine Savings Bank	5,212.61	
Franklin County Savings Bank	5,215.79	
Augusta Savings Bank	1,420.27	
Depositors Trust Co.	3,842.43	
Carlton Bridge Account—Special		
Deposit for Maintenance		55,381.87
Securities—First National Bank of Damariscotta	16,737.97	
First National Granite Bank—Augusta	21,660.07	
Gardiner Savings Institution	9,181.78	
York National Bank—Saco	7,802.05	
Sinking Fund to Retire Kennebec Bridge Loan Bonds		86,920.16
Deposits in Ashland Trust Co.	6,964.65	
Augusta Savings Bank	2,625.48	
Augusta Trust Co., Fairfield	2,705.50	
Bangor Savings Bank	7,927.84	
Camden National Bank—Receivers Account	1,074.94	
Camden National Bank	5,464.20	
Casco Mercantile Trust Co., Paris	6,145.05	
Casco Mercantile Trust Co., South Paris ...	2,987.09	
Depositors Trust Co., Fairfield	2,536.83	
Federal Trust Co., Waterville	3,468.47	
First National Bank, Rockland	2,639.13	
Skowhegan Savings Bank	2,401.18	
First National Bank, Waterville	1,817.37	
First National Granite Bank, Augusta	3,163.65	
Fort Kent Trust Co.	8,613.33	
Frontier Trust Co., Fort Fairfield	19,367.28	
Houlton Savings Bank	3,036.94	
Houlton Savings Bank	4,006.06	
Kennebec Savings Bank—Augusta	2,465.34	
Merrill Trust Co.—Searsport	2,304.12	
National Bank of Commerce—Portland	2,401.08	
Northern National Bank—Presque Isle	5,319.84	

THE DEPARTMENT OF FINANCE

	Debits	Credits
Peoples National Bank—Farmington	2,587.70	
Peoples Ticonic National Bank—Waterville	3,246.87	
Peoples Ticonic National Bank—Waterville	3,377.95	
Presque Isle National Bank	3,729.46	
North National Bank—Rockland	1,343.34	
Skowhegan Savings Bank	6,012.08	
Van Buren Trust Co.	16,782.00	
Waterville Savings Bank	1,429.89	
Bank Items in Suspense		51,024.50
Sinking Fund to Retire State Pier Loan Bonds		\$30,241.14
Deposit in Kennebec Savings Bank—Augusta ...	\$12,064.52	
Maine Savings Bank—Portland	6,040.75	
Portland Savings Bank	12,135.87	
State Military and Naval Children's Home— Administration Account		7,074.15
Treasurer of State, Securities Held	3,250.00	
Augusta Savings Bank, Book No. 66586	3,000.00	
Augusta Trust Co., Book No. 22722	1,737.95	
Depositors Trust Co., Book No. 2613	824.15	
Bank Items in Suspense		1,737.95
Madawaska Territory School Fund		4,127.62
Phillips Savings Bank—Book No. 1090	1,085.08	
Franklin County Savings Bank—Phillips—Book No. 1090	4,127.62	
Bank Items in Suspense		1,085.08
Houlton Academy Trust Fund		2,000.00
Skowhegan Savings Bank—Book No. 34183	2,000.00	
Foxcroft Academy Trust Fund		1,000.00
Skowhegan Savings Bank—Book No. 34184	1,000.00	
Hebron Academy Trust Fund		1,000.00
Skowhegan Savings Bank—Book No. 34185	1,000.00	
School District No. 2 Madison Trust Fund ...		1,000.00
Skowhegan Savings Bank—Book No. 34186 ...	1,000.00	
Joseph H. Williams Legacy—Augusta State Hospital		1,000.00
Piscataquis Savings Bank, Dover-Foxcroft—Book No. 16701	1,000.00	
Augustus Hopkins Legacy, State School for Girls		1,000.00
Piscataquis Savings Bank, Dover-Foxcroft—Book No. 16702	1,000.00	
Peter Lane Legacy, State School for Girls		1,156.65
Piscataquis Savings Bank, Dover-Foxcroft—Book No. 16703	1,156.65	
Eliza Mustard Legacy, State School for Girls ...		3,912.50
Piscataquis Savings Bank, Dover-Foxcroft—Book No. 16704	3,912.50	
Nellie F. Shaw Fund, State School for Girls ...		4,750.00
Piscataquis Savings Bank, Dover-Foxcroft—Book No. 16705	4,750.00	
Isaac Sanford Legacy, State School for Boys and Indigent Deaf, Dumb and Blind		1,300.00
Piscataquis Savings Bank, Dover-Foxcroft—Book No. 16706	1,300.00	
Jordan Forestry Fund		1,157.59

THIRD BIENNIAL REPORT OF

	Debits	Credits
Piscataquis Savings Bank, Dover-Foxcroft—Book No. 16707	1,157.59	
Drew Fund, Augusta State Hospital		500.00
Augusta Savings Bank, Book No. 65758	500.00	
Sweat Fund, Maine School for the Deaf		1,561.32
Augusta Savings Bank, Book No. 69287	1,561.32	
Davis Fund, Maine School for the Deaf		209.37
Augusta Savings Bank, Book No. 69288	209.37	
Whidden Fund, Maine School for the Deaf		250.37
Augusta Savings Bank, Book No. 69289	250.37	
Barton Fund		639.07
First National Bank of Portland, Book No. 10348	69.21	
First National Bank at Portland, Book No. 2329	639.07	
Bank Items in Suspense		69.21
Swan Fund, Maine School for the Deaf		924.66
Canal National Bank, Portland, Book No. 203	924.66	
Sweat Fund, Maine School for the Deaf		2,573.64
First National Bank of Portland, Book No. 13402	278.67	
First National Bank at Portland, Book No. 2330	2,573.64	
Bank Items in Suspense		278.67
Velora M. Chase Fund, Central Maine Sanatorium		812.02
First National Granite Bank, Augusta, Book No. 5200	812.02	
McLellan & Black Fund, Augusta State Hospital		1,273.44
Augusta Savings Bank, Book No. 65864	1,273.44	
Western Maine Sanatorium Fund		3,334.80
Merrill Trust Co., Milo, Book No. 7551	3,334.80	
Minnie E. Jones Bequest, Central Maine Sanatorium		200.00
First National Granite Bank, Augusta, Book No. 16324	200.00	
Jessie E. Godfrey Fund, State School for Girls		500.81
Augusta Trust Co., Book No. 21348	409.75	
Depositors Trust Co., Augusta, Book No. 2611	500.81	
Bank Items in Suspense		409.75
Orne Amusement Fund		1,000.00
John M. Prescott Fund		2,000.00
Levi M. Stewart Fund		70,000.00
Bank Items in Suspense		13,200.00
Rockland Savings Bank, Book No. 34743	8,000.00	
Treasurer of State, Securities Held	78,200.00	
University of Maine Land Grant Fund		90,157.45
Augusta Trust Co., Winthrop, Book No. 9506 ...	1,544.78	
Caribou National Bank, Time Deposit No. 3249	17,290.89	
Depositors Trust Co., Winthrop, Book No. 1027	3,920.49	
Federal Trust Co., Waterville, Book No. 7226	21,236.96	
Fort Fairfield National Bank, Time Deposit No. 1341	3,048.68	
Presque Isle National Bank, Time Deposit No. 864	7,860.24	
York National Bank, Saco, Time Deposit No. ...	25,000.00	
Sanford Institution for Savings, Book No. 2552	20,000.00	
Bank Items in Suspense		29,744.59
Treasurer of State, Securities Held	20,000.00	
Coburn Fund, University of Maine		91,012.30
Federal Trust Co., Waterville, Book No. 7227 ...	6,012.30	
State Trust Co., Augusta, Time Deposit No. 25	10,278.88	
Washburn Trust Co., Time Deposit No. 356	25,000.00	
Bank Items in Suspense		10,278.88
Treasurer of State, Securities Held	60,000.00	

THE DEPARTMENT OF FINANCE

141

	Debits	Credits
Gilman Legacy, Trust Fund, Augusta State Hospital		1,000.00
Skowhegan Savings Bank, Book No. 34187	1,000.00	
Joseph C. Greene Fund, Pownal State School ...		3,364.94
Augusta Trust Co., Book No. 22688	2,753.13	
Depositors Trust Co., Augusta, Book No. 2612	3,364.94	
Bank Items in Suspense		2,753.13
Coburn Fund, Augusta State Hospital		50,000.00
Treasurer of State, Securities Held	50,000.00	
State Military and Naval Children's Home Account		9,008.43
Bath Savings Institution, Book No. 33275	1,552.79	
Bath Savings Institution, Book No. 7311	957.55	
First National Bank, Bath, Book No. 2104	2,498.09	
Treasurer of State, Securities Held	4,000.00	
Passamaquoddy Tribe of Indians Fund		143,829.89
Augusta Savings Bank, Book No. 65877	28,787.33	
Augusta Trust Co., Winthrop, Book No. 9508 ...	3,067.79	
Depositors Trust Co., Augusta, Time Account ..	2,726.92	
Federal Trust Co., Waterville, Book No. 7504	5,384.95	
Merrill Trust Co., Milo, Book No. 7575	21,694.87	
Newport Trust Co., Time Deposit No. 268	10,000.00	
Bank Items in Suspense		13,067.79
Treasurer of State, Securities Held	85,235.82	
Penobscot Tribe of Indians Fund		50,122.71
Trust Fund, Stock Securities	1,500.00	
Augusta Trust Co., c/o Skowhegan Trust Co., Time Deposit No. 1135	3,000.00	
Augusta Trust Co., Winthrop, Book No. 9507	1,447.61	
Depositors Trust Co., Augusta, Time Account ..	1,286.77	
Federal Trust Co., Waterville, Book No. 7225 ...	14,819.87	
First National Granite Bank, Augusta, Book No. 18119	19,516.07	
Houlton Trust Co., Time Deposit No. 1057	13,500.00	
Houlton Trust Co., Time Deposit No. 1064	5,000.00	
Mars Hill Trust Co., Time Deposit No. 284	9,000.00	
Presque Isle National Bank, Time Deposit No. 870	1,524.34	
Presque Isle National Bank, Time Deposit No. 871	4,573.00	
Van Buren Trust Co., Time Deposit No. 537	10,000.00	
Bank Items in Suspense		43,044.95
Treasurer of State, Securities Held	8,000.00	
Permanent School Fund		564,078.95
Augusta Trust Co., Winthrop, Book No. 9505	487.86	
Depositors Trust Co., Augusta, Time Account ...	1,208.07	
Farmers National Bank, Houlton, Book No. 7280	5,413.85	
Federal Trust Co., Waterville, Book No. 7222	4,818.18	
Guilford Trust Co., Book No. 6605	33,620.11	
South Paris Savings Bank, Book No. 14160 ...	5,413.85	
First National Granite Bank, Augusta, Book No. 21058	7,000.00	
Bank Items in Suspense		5,901.71
Treasurer of State, Securities Held	512,018.74	
Lands Reserved for Public Uses, Trust Fund Savings Account		131,352.12
Trust Fund Stock Securities	4,400.00	
Augusta Savings Bank, Book No. 64776	7,713.60	
Danforth Trust Co., Book No. 2310	4,555.34	
Farmers National Bank, Houlton, Book No. 7458	10,264.01	
Federal Trust Co., Waterville, Book No. 7223	14,491.90	

THIRD BIENNIAL REPORT OF

	Debits	Credits
First National Bank, Waterville, Book No. 2663	2,762.58	
Gardiner Savings Institution, Book No. 47715	5,060.00	
Houlton Trust Co., Book No. 10491	39,640.12	
Lincoln Trust Co., Book No. 6626	5,920.00	
Maine Savings Bank, Portland, Book No. 86199	5,480.00	
Millinocket Trust Co., Book No. 12515	22,000.00	
Norway Savings Bank, Book No. 20309	11,000.00	
Peoples-Ticonic National Bank, Waterville, Book No. 11776	1,841.72	
York County Savings Bank, Biddeford, Book No. 33424	22,000.00	
York National Bank, Saco, Book No. 3725 ...	15,844.00	
Houlton Trust Co., Book No. 61	14,680.04	
Bank Items in Suspense		56,301.19
	\$2,023,496.56	\$2,023,496.56

SPECIAL FUNDS

June 30, 1938

	Debits	Credits
Maine Teachers' Retirement Association		
Investment Fund—Securities Purchased ...		\$359,526.10
Reserve Fund—Securities Purchased		69,402.40
In Bank Account		16,967.39
Reserve Fund in Bank Account		3,439.48
Checking Account		3,831.28
Treasury of State—Securities Held	\$428,928.50	
Deposit in Augusta Savings Bank	1,145.36	
Bath Savings Institution	3,359.89	
Federal Trust Company	2,801.83	
First National Granite Bank	279.41	
Franklin County Savings Bank	3,346.98	
Gardiner Savings Institution	3,221.65	
Maine Savings Bank	2,812.27	
Augusta Savings Bank	3,439.48	
Depositors Trust Company	3,831.28	
Carlton Bridge Account (Special Deposit for Maintenance)		69,443.02
Securities—First National Bank of Damariscotta	17,159.04	
First National Granite Bank, Augusta	28,699.20	
Gardiner Savings Institution	9,355.00	
York National Bank, Saco	7,998.30	
York National Bank, Saco	6,231.48	
Sinking Fund to Retire Kennebec Bridge Loan Bonds		101,289.25
Deposits in Ashland Trust Company	7,139.83	
Augusta Savings Bank	10,695.89	
Augusta Trust Company, Fairfield	2,404.89	
Bangor Savings Bank	8,104.93	
Camden National Bank, Receivers Account	859.95	
Casco Mercantile Trust Co., So. Paris	5,027.77	
Casco Mercantile Trust Co., So. Paris	3,047.12	
Depositors Trust Company, Fairfield	2,536.83	
Federal Trust Company, Waterville	3,555.70	
First National Bank, Rockland	2,678.85	
First National Bank, Waterville	1,863.08	
First National Granite Bank, Augusta	18,409.52	

THE DEPARTMENT OF FINANCE

	Debits	Credits
Fort Kent Trust Company	7,093.33	
Frontier Trust Company, Fort Fairfield ...	19,854.48	
Houlton Savings Bank	3,316.97	
Houlton Savings Bank	3,805.76	
Kennebec Savings Bank, Augusta	2,527.35	
Merrill Trust Company, Searsport	2,345.58	
National Bank of Commerce, Portland ...	2,437.23	
North National Bank, Rockland	1,343.34	
Peoples National Bank, Farmington	2,685.15	
Peoples Ticonic National Bank, Waterville	2,120.89	
Peoples Ticonic National Bank, Waterville	2,295.65	
Presque Isle National Bank	2,486.31	
Skowhegan Savings Bank	6,163.33	
Skowhegan Savings Bank	2,461.57	
Van Buren Trust Company	16,782.00	
Waterville Savings Bank	1,465.84	
Bank Items in Suspense		44,219.89
Sinking Fund to Retire State Pier Bonds		31,001.86
Deposit in Kennebec Savings Bank, Augusta ...	12,368.01	
Maine Savings Bank, Portland	6,192.70	
Portland Savings Bank	12,441.15	
State Military & Naval Children's Home— Administration Account		7,277.57
Treasury of State—Securities Held	3,250.00	
Augusta Savings Bank, Book No. 66586	3,000.00	
Augusta Trust Company, Book No. 22722	1,544.85	
Depositors Trust Company, Book No. 2613	1,027.57	
Bank Items in Suspense		1,544.85
Madawaska Territory School Fund		4,673.10
Phillips Savings Bank, Receivers Account, Book No. 1090	539.60	
Franklin County Savings Bank, Phillips, Book No. 1090	4,673.10	
Bank Items in Suspense		539.60
Houlton Academy Trust Fund		2,000.00
Skowhegan Savings Bank, Book No. 34183	2,000.00	
Foxcroft Academy Trust Fund		1,000.00
Skowhegan Savings Bank, Book No. 34184	1,000.00	
Hebron Academy Trust Fund		1,000.00
Skowhegan Savings Bank, Book No. 34185	1,000.00	
School District No. 2, Madison Trust Fund ...		1,000.00
Skowhegan Savings Bank, Book No. 34186	1,000.00	
Joseph H. Williams Legacy, Augusta State Hospital		1,000.00
Piscataquis Savings Bank, Dover-Foxcroft, Book No. 16701	1,000.00	
Augustus Hopkins Legacy, State School for Girls Piscataquis Savings Bank, Dover-Foxcroft; Book No. 16702	1,000.00	1,000.00
Peter Lane Legacy, State School for Girls ...		1,156.65
Piscataquis Savings Bank, Dover-Foxcroft, Book No. 16703	1,156.65	
Eliza Mustard Legacy, State School for Girls ...		3,912.50
Piscataquis Savings Bank, Dover-Foxcroft, Book No. 16704	3,912.50	
Nellie F. Shaw Fund, State School for Girls ...		4,750.00
Piscataquis Savings Bank, Dover-Foxcroft, Book No. 16705	4,750.00	

THIRD BIENNIAL REPORT OF

	Debits	Credits
Isaac Sanford Legacy, State School for Boys— Indigent, Deaf, Dumb & Blind		1,300.00
Piscataquis Savings Bank, Dover-Foxcroft, Book No. 16706	1,300.00	
Jordon Forestry Fund		1,000.00
Piscataquis Savings Bank, Dover-Foxcroft, Book No. 16707	1,000.00	
Drew Fund, Augusta State Hospital		500.00
Augusta Savings Bank, Book No. 65758	500.00	
Swett Fund, Maine School for Deaf		1,561.32
Augusta Savings Bank, Book No. 69287	1,561.32	
Davies Fund, Maine School for Deaf		209.37
Augusta Savings Bank, Book No. 69288	209.37	
Whidden Fund, Maine School for Deaf		250.37
Augusta Savings Bank, Book No. 69289	250.37	
Barton Fund, Maine School for Deaf		674.68
First National Bank of Portland, Book No. 10348	33.60	
First National Bank at Portland, Book No. 2329	674.68	
Bank Items in Suspense		33.60
Swan Fund, Maine School for Deaf		924.66
Canal National Bank, Portland, Book No. 203	924.66	
Swett Fund, Maine School for Deaf		2,717.07
First National Bank of Portland, Book No. 13402	135.24	
First National Bank at Portland, Book No. 2330	2,717.07	
Bank Items in Suspense		135.24
Velora M. Chase Fund, Central Maine Sanatorium		812.02
First National Granite Bank, Augusta, Book No. 5200	812.02	
McLellan & Black Fund, Augusta State Hospital		1,273.44
Augusta Savings Bank, Book No. 65864	1,273.44	
Western Maine Sanatorium Fund		3,334.80
First National Granite Bank, Augusta, Book No. 22142	3,334.80	
Minnie E. Jones Bequest, Central Maine Sanatorium		200.00
First National Granite Bank, Augusta, Book No. 16324	200.00	
Jessie E. Godfrey Fund, State School for Girls		546.34
Augusta Trust Company, Book No. 21348	364.22	
Depositors Trust Company, Augusta, Book No. 2611	546.34	
Bank Items in Suspense		364.22
Charles A. Frost Fund, Western Maine Sanatorium		9,474.74
Gardiner Savings Institution, Book No. 47673 ..	9,474.74	
Gilman Legacy Trust Fund, Augusta State Hospital		1,000.00
Skowhegan Savings Bank, Book No. 34187 ...	1,000.00	
Carlton Fund		1,000.00
Orne Amusement Fund		1,000.00
John M. Prescott Fund		2,000.00
Levi M. Stewart Fund		70,000.00
Bank Items in Suspense		12,200.00
Rockland Savings Bank, Book No. 34743	8,000.00	
Treasurer of State—Securities Held	78,200.00	
University of Maine Land Grant Fund		92,998.34
Augusta Trust Co., Winthrop, Book No. 9506 ..	1,373.14	
Caribou National Bank, Time Deposit No. 3249 ..	17,290.89	
Depositors Trust Company, Winthrop, Book No. 1027	4,141.31	
Federal Trust Company, Waterville, Book No. 7226 ..	23,857.03	

THE DEPARTMENT OF FINANCE

145

	Debits	Credits
Fort Fairfield National Bank, Time Deposit No. 1341	3,048.68	
Presque Isle National Bank, Time Deposit No. 864	5,240.17	
Sanford Institution for Savings, Book No. 2552	20,000.00	
York National Bank, Saco, Time Deposit No. A8	25,000.00	
Bank Items in Suspense		26,952.88
Treasurer of State—Securities Held	20,000.00	
Coburn Fund, University of Maine		91,012.30
Federal Trust Company, Waterville, Book No. 7227	6,012.30	
State Trust Company, Augusta, Time Deposit No. 25	10,278.88	
Washburn Trust Company, Time Deposit No. 363	25,000.00	
Bank Items in Suspense		10,278.88
Treasurer of State—Securities Held	60,000.00	
Gilman Legacy Trust Fund, Augusta State Hospital		1,000.00
Skowhegan Savings Bank, Book No. 34187	1,000.00	
Joseph C. Greene Fund, Pownal State School		3,670.84
Augusta Trust Company, Book No. 22688	2,447.23	
Depositors Trust Company, Augusta, Book No. 2612	3,670.84	
Bank Items in Suspense		2,447.23
Coburn Fund, Augusta State Hospital		50,000.00
Treasurer of State—Securities Held	50,000.00	
State Military & Naval Children's Home Acct.		9,608.43
Bath Savings Institution, Book No. 33275	1,552.79	
Bath Savings Institution, Book No. 7311	957.55	
First National Bank, Bath, Book No. 2104	2,498.09	
Treasurer of State—Securities Held	4,600.00	
Passamaquoddy Tribe of Indians Fund		124,997.82
Augusta Savings Bank, Book No. 65877	30,490.62	
Depositors Trust Co., Augusta, Time Deposit	2,726.92	
Federal Trust Company, Waterville, Book No. 7504	6,544.46	
Newport Trust Company, Time Deposit No. 269	10,000.00	
Augusta Trust Company, Winthrop, Book No. 9508	2,726.93	
Bank Items in Suspense		12,726.93
Treasurer of State—Securities Held	85,235.82	
Penobscot Tribe of Indians Fund		53,229.83
Trust Fund—Stock Securities	8,000.00	
Augusta Trust Company, c/o Skowhegan Trust Company, Time Deposit No. 1135	3,000.00	
Augusta Trust Company, Winthrop, Book No. 9507	1,286.76	
Depositors Trust Company, Augusta, Time Deposit	1,286.77	
Federal Trust Company, Waterville, Book No. 7225	14,819.87	
First National Granite Bank, Augusta, Book No. 18119	22,623.19	
Houlton Trust Company, Time Deposit No. 1057	12,825.00	
Houlton Trust Company, Time Deposit No. 1064	5,000.00	
Mars Hill Trust Company, Time Deposit No. 284	4,500.00	
Presque Isle National Bank, Time Deposit No. 870	1,016.23	
Presque Isle National Bank, Time Deposit No. 871	3,048.67	
Van Buren Trust Company, Time Deposit No. 537	10,000.00	
Bank Items in Suspense		85,676.66

THIRD BIENNIAL REPORT OF

	Debits	Credits
Treasurer of State—Securities Held	1,500.00	
Permanent School Fund		550,513.05
Augusta Trust Company, Winthrop, Book No. 9509	433.65	
Depositors Trust Company, Augusta, Time Deposit	1,208.07	
Farmers National Bank, Houlton, Book No. 7280	5,413.85	
Federal Trust Company, Waterville, Book No. 7222	4,818.18	
First National Granite Bank, Augusta, Book No. 21053	7,054.21	
So. Paris Savings Bank, Book No. 14160	5,413.85	
York National Bank, Saco, Time Deposit No. A1	20,000.00	
Bank Items in Suspense		5,847.50
Treasurer of State—Securities Held	512,018.74	
Land Reserved for Public Uses, Trust Fund Savings Account		136,800.79
Trust Fund, Stock Securities	4,400.00	
Augusta Savings Bank, Book No. 64776	9,086.74	
Danforth Trust Company, Book No. 2310	3,796.11	
Farmers National Bank, Houlton, Book No. 7458	10,264.01	
Federal Trust Company, Waterville, Book No. 7223	14,491.90	
First National Bank, Waterville, Book No. 2663	2,762.58	
Gardiner Savings Institution, Book No. 47715 ..	5,060.00	
Houlton Trust Company, Book No. 10491	35,676.11	
Houlton Trust Company, Book No. 61	18,644.05	
Lincoln Trust Company, Book No. 6626	6,031.52	
Maine Savings Bank, Portland, Book No. 86199	5,480.00	
Millinocket Trust Company, Book No. 12515 ...	22,000.00	
Norway Savings Bank, Book No. 20309	11,000.00	
Peoples Ticonic National Bank, Waterville, Book No. 11776	1,227.81	
York County Savings Bank, Biddeford, Book No. 33424	22,000.00	
York National Bank, Saco, Time Deposit No. A7	15,844.00	
Bank Items in Suspense		50,964.04
	<u>\$2,101,212.33</u>	<u>\$2,101,212.33</u>

GUARANTY DEPOSITS

June 30, 1937

Biddeford and Saco Water Co.	\$5,000.00
Finch-Pruyn and Co.	5,000.00
International Paper Co.	10,000.00
National Biscuit Co.	5,000.00
Madawaska Company	10,000.00
United States Pegwood and Shank Co.	2,000.00
H. D. Collins	5,125.00
Standard Vacuum Oil Co., Inc.	5,000.00
Bethlehem Steel Corporation	5,000.00
Fraser Companies, Ltd.	10,000.00
National Recovery Highway Fund	500,000.00
Federal Emergency Relief Administration	100,000.00
Fishermen's Relief	15,000.00
Androscoggin and Kennebec Railway Co.	5,000.00
Montgomery Ward and Co. of Illinois	5,000.00
Estate of Charles Forster	5,000.00
Dayson Bedding Co.	5,000.00
Chicago Bridge and Iron Co.	5,000.00
Ramsdell Packing Co.	10,000.00
Treasurer of State—Securities Held	\$712,125.00
	<u>\$712,125.00</u>
	<u>\$712,125.00</u>

GUARANTY DEPOSITS

June 30, 1938

Biddeford and Saco Water Co.	\$5,000.00	
Finch-Pruyn and Co.	5,000.00	
International Paper Co.	10,000.00	
National Biscuit Co.	5,000.00	
Madawaska Company	10,000.00	
U. S. Pegwood & Shank Company	2,000.00	
Standard Vacuum Oil Company, Inc.	5,000.00	
Bethlehem Steel Corporation	5,000.00	
Fraser Companies, Ltd.	10,000.00	
National Recovery Highway Fund	300,000.00	
Androscoggin & Kennebec Railway Company	5,000.00	
Montgomery Ward & Co. of Illinois	5,000.00	
Dayson Bedding Company	5,000.00	
Chicago Bridge & Iron Company	5,000.00	
Ramsdell Packing Company	10,000.00	
Wilson & Company	5,000.00	
Farm Bureau Mutual Automobile Insurance Company	10,000.00	
Treasurer of State—Securities Held	\$402,000.00	
		<hr/>
	\$402,000.00	\$402,000.00

TRUST DEPOSITS

June 30, 1937

Union Mutual Life Insurance Co.	\$196,000.00	
Maine Cannery Mutual Insurance Co.	10,000.00	
Maine Indemnity Co.	10,000.00	
Prudential Health and Accident Insurance Co.	1,348.54	
Sanford Mills Mutual Aid Association	5,000.00	
Lewiston Mutual Fire Insurance Co.	10,000.00	
Union Safe Deposit and Trust Co. of Delaware	40,450.00	
Casco Title Guaranty Co.	16,000.00	
Maine Mutual Automobile Insurance Co.	25,000.00	
Piedmont Fire Insurance Co.	20,000.00	
Bank Items in Suspense		83.15
Treasurer of State—Securities Held	\$333,881.69	
		<hr/>
	\$333,881.69	\$333,881.69

TRUST DEPOSITS

June 30, 1938

Union Mutual Life Insurance Company	\$196,000.00	
Maine Cannery Mutual Insurance Company	10,000.00	
Maine Indemnity Company	10,000.00	
Prudential Health & Accident Insurance Company	1,357.30	
Sanford Mills Mutual Aid Association	5,000.00	
Lewiston Mutual Fire Insurance Company	10,000.00	
Union Safe Deposit & Trust Co. of Delaware	40,450.00	
Casco Title and Guaranty Company	16,000.00	
Maine Mutual Automobile Insurance Company	25,000.00	
Piedmont Fire Insurance Company	20,000.00	
Bank Items in Suspense		83.15
Treasurer of State—Securities Held	\$333,890.45	
		<hr/>
	\$333,890.45	\$333,890.45