

MAINE STATE LEGISLATURE

The following document is provided by the
LAW AND LEGISLATIVE DIGITAL LIBRARY
at the Maine State Law and Legislative Reference Library
<http://legislature.maine.gov/lawlib>



Reproduced from scanned originals with text recognition applied
(searchable text may contain some errors and/or omissions)

PUBLIC DOCUMENTS

OF THE

STATE OF MAINE

BEING THE


REPORTS

OF THE VARIOUS

PUBLIC OFFICERS, DEPARTMENTS
AND INSTITUTIONS

FOR THE YEAR 1920

VOLUME 1



SIXTH REPORT

OF THE

**State Board of Charities
and Corrections**

**(Ex-Officio State Board of Mother's Aid
and Children's Guardians)**

**COVERING THE BIENNIAL PERIOD ENDING
JUNE 30**

1920



WATERVILLE

SENTINEL PUBLISHING COMPANY

1920

MEMBERS OF THE BOARD.

ROBERT T. WHITEHOUSE, Portland, *President*...Appointed July 19, 1913
THOMAS J. NELLIGAN, Bangor.....Appointed July 19, 1913
MRS. GRACE A. WING, Portland.....Appointed July 19, 1913
MELVILLE P. MILLIKEN, Augusta.....Appointed July 28, 1915
SAMUEL ROSENBERG, Portland.....Appointed March 1, 1916

FORMER MEMBERS OF THE BOARD.

JOHN WILSON, Bangor.....Term expired July 19, 1915
JOHN LIGGETT, Augusta.....Resigned December 15, 1915

SECRETARY.

JAMES F. BAGLEY, Augusta.....Appointed October 15, 1913

Office at the State House, Augusta.

AUGUSTA, MAINE, NOV. 11, 1920.

To the Honorable Senate and House of Representatives:

In accordance with the provisions of Sections 8 and 9 of Chapter 147 of the Revised Statutes of Maine, as amended by Chapter 80 of the Public Laws of 1917, the State Board of Charities and Corrections transmits herewith:

A statistical report of the number of poor persons supported and assisted and the cost of caring for the same.

A financial and statistical report of the various institutions under its supervision.

A report of the expenses incurred and officers and agents employed by it during the biennial period ending June 30, 1920.

There are appended: Reports of the work of the Board as an ex-officio Board of Mother's Aid and an ex-officio Board of Children's Guardians for the year ending June 30, 1920.

The report of the Mother's Aid work for the year ending June 30, 1919, was published in the Quarterly Bulletin of the Board and a copy sent to each member of the Legislature. The Children's Guardian law has been in force only since July 4, 1919.

Legislative recommendations are also appended.

The Board congratulates the State of Maine upon the progress of the last two years in social welfare, particularly in the provision for the care of the socially inadequate classes of its population. In its April, 1919, bulletin, the Board summarized the progressive legislation of the 1919 session of the Legislature. To carry out that program required in several instances more money than was appropriated therefor. The success of this legislation during the past two years is due in a marked degree to the wise and liberal policy of the Governor and Council in providing the necessary additional funds to enable the several department and institution executives to carry on the work authorized by the Legislature. Without such support this progressive legislation must have, in several instances, proved an absolute failure.

Respectfully submitted,

ROBERT T. WHITEHOUSE, *President*
THOMAS J. NELLIGAN
GRACE A. WING,
MELVILLE P. MILLIKEN,
SAMUEL ROSENBERG,

State Board of Charities and Corrections.

THE COST AND HOW BORNE.

The total cost of the several institutions and the community welfare service coming under the supervision of this Board, by reason of the fact that the institutions and organizations inspected and reported upon receive public funds, though not all of them are public institutions in the sense that they are wholly controlled or supported by the State or its sub-divisions, was for the reporting year ending June 30, 1919, \$2,350,710.92, and for the year ending June 30, 1920, \$2,535,049.78. This was divided as follows:

	1919	1920
State Board of Charities and Corrections.	\$20,973 99	\$30,819 40
State Institutions	1,076,679 44	1,236,247 45
County Institutions	80,362 89	80,502 74
Municipal Institutions	178,650 94	100,716 93
Incorporated Institutions receiving public funds	360,496 74	367,726 50
Needy Blind	40,221 84	55,609 84
Mother's with Dependent Children.....	30,048 48	88,069 04
Neglected and Dependent Children.....	* 00	67,925 60
Other persons relieved or assisted outside of institutions	459,276 60	499,432 28
Totals	\$2,350,710 92	\$2,535,049 78

The above costs were borne in the following proportions:

	1919	1920
By the State	\$1,343,532 54	\$1,646,205 83
By Counties	80,362 89	80,502 74
By Municipalities	585,958 44	575,183 27
By Incorporated Institutions receiving public funds	240,887 05	233,157 19

The next page is a table showing the comparative expenditures of the State and its several counties, cities and towns for the past eight years.

* Included prior to July 4, 1919, as a part of the next item.

COMPARATIVE NET EXPENDITURES OF PUBLIC FUNDS FOR CHARITIES AND CORRECTIONS FOR THE FISCAL OR
REPORTING YEARS FROM 1913 TO 1920.

State Funds.	Average for 5 yrs. years ending 1917.	1917-18.	1918-19.	1919-20.
For Charity:				
State Institutions	\$487,633 27	\$935,709 10	\$835,414 58	\$962,923 31
Institution Trustees	2,767 65	3,193 42	4,058 89	5,539 55
Payments to Private Institutions	119,040 48	120,135 31	119,609 69	134,560 31
Poor Relief	84,863 42	111,407 36	66,993 34	95,497 35
Needly Blind	40,758 94	41,488 77	44,221 84	55,609 84
Aid to Mothers with Dependent Children	00	5,669 23	15,024 24	44,034 52
Dependent and Neglected Children	00	00	00	41,428 71
Sub-Total	\$726,063 26	\$1,217,603 19	\$1,085,322 58	\$1,339,602 59
For Correction:				
State Institutions	\$110,161 53	\$166,681 77	\$241,264 86	\$273,324 14
Trustees and Commissioners	1,886 01	3,63 47	2,311 97	2,395 35
Sub-Total	\$112,048 14	\$169,845 24	\$243,576 83	\$275,719 74
State Board of Charities & Corrections	\$4,629 20	\$10,359 30	\$14,603 13	\$30,884 50
State Total	\$842,741 19	\$1,397,807 73	\$1,343,532 54	\$1,646,205 83
County Funds.				
For Correction:				
County Institutions	\$92,960 19	\$103,589 80	\$80,362 89	\$80,502 74
Municipal Funds.				
For Charity:				
Poor Relief	\$418,574 95	\$498,145 37	\$567,169 20	\$502,339 20
Aid to Mothers	00	5,669 23	15,024 24	44,034 52
Dependent & Neglected Children	00	00	00	26,496 89
Aid to Private Institutions	3,275 21	5,243 60	3,765 00	2,312 66
Municipal Total	\$421,850 16	\$509,058 20	\$585,958 44	\$575,183 27
Grand Total	\$1,357,551 54	\$2,010,464 73	\$2,009,823 87	\$2,301,831 84

OF CHARITIES AND CORRECTIONS

LEGISLATIVE RECOMMENDATIONS.

Based upon its observations and studies and the accompanying data, the Board recommends the following legislation:

NEW RECOMMENDATIONS.

Appropriations for General Hospitals: The Board recommends that the Legislature, instead of making special appropriations for certain selected hospitals, shall make a general appropriation to be apportioned by the State Auditor among all incorporated charitable hospitals and municipal hospitals whose standards of care are approved by the State Commissioner of Health, and whose rates of charge and methods of investigation as to the ability of the patient to pay are approved by the State Board of Charities and Corrections, in direct proportion to the amount of service which the several hospitals qualifying for aid actually render to persons who are unable to pay for the same. This plan should provide that cities and towns which do not maintain their own hospitals for care of persons needing hospital treatment who are unable to pay for it, may contribute toward the care of such persons in an incorporated hospital if they elect to do so. It should further provide that persons receiving the benefit of any such city or town payment, shall not be deemed paupers because of such treatment.

Probation: Probation is steadily becoming a more and more important factor in the treatment of the delinquency problem. To a very considerable degree the probation officer is an arm of the court and in many states he is appointed by the court. In our State (Cumberland county excepted) he is appointed by the Governor for a four year term and his salary is fixed by the county commissioners.

Inasmuch as he should possess the complete confidence of the court, and should be available for service in all courts having criminal jurisdiction, it is recommended that a general statute be enacted, including Cumberland county, providing for appointment by the justices of the superior courts, in counties where there are such, and in other counties by the chief justice of the supreme court, the appointee to continue in office at the pleasure of the appointing power, in other words, so long as satisfactory service is performed. The number of officers to be appointed, and their rate of compensation, should be fixed by the Legislature, having in mind that these officers must adequately serve the municipal as well as the higher courts. The salary and necessary traveling expenses, when approved by the appointing power, can be paid either by the State or County, as the Legislature may find expedient. In some cases it might be well to provide that one probation officer should serve more than one county.

The duties of the probation officers are more or less administrative and the work of all of them should be so co-ordinated as to have the advantage of the best thought and experience on the subject. To that end it is advisable to provide that such officers keep such records and file in the Central Index elsewhere referred to such data as this Board may prescribe, and that this Board be authorized to call such officers

together from time to time to consult as to the most effective methods to be pursued in the handling of their probationers.

Juvenile Courts: In recent years there has been a wonderful development of the juvenile court. Maine has not thus far established any such court. To be effective, such a court needs the full time service of a special judge and one or more full time probation officers. Our scattered population has appeared to make the creation of such a court of problematical value. Such a court might well be created for a part of the State, giving it jurisdiction in all juvenile cases over a district which should include, say Portland, Biddeford and Lewiston, and the surrounding territory. The headquarters could be at the Cumberland County Court House, with authority to hold sessions at any time within the discretion of the presiding magistrate at any convenient court room within the district.

Family Courts: It is believed, however, that a much better solution of this problem, for Maine in any event, and doubtless for almost any other state, would be the establishment of a state-wide system of family courts, circuit courts if the territory to be covered makes it necessary—having jurisdiction over all cases involving the family relationship such as desertion, non-support, divorce, separation, neglect of children and juvenile delinquency or action of adults contributing to such delinquency.

Maternity Hospitals: Hospitals not otherwise under the inspection of this Board, are required by law, as a prerequisite to caring for maternity cases, to obtain a license from this department. It is believed that the scope of this statute should be broadened to cover all hospitals, the licensing authority to be, however, the State Department of Health instead that of Charities and Corrections.

PREVIOUS RECOMMENDATIONS RENEWED.

Children's Hospital, Portland: That the Children's Hospital at Portland be taken over by the State and conducted as a hospital school open to all crippled children of the State who may be benefited by treatment therein.

Maine Institution for the Blind: That this institution be fully controlled and maintained by the State as a vocational school for the blind and as an integral part of the State's educational system.

District Infirmaries: That in each of the several counties of the State, all cities and towns, with the exception of those having more than 20,000 population, be united into a district charged with the duty of providing care for those poor persons requiring full support or more than temporary relief, the cost of caring for persons requiring only occasional or limited relief to be left with the cities and towns as now; each district to be authorized to maintain an infirmary of its own or to provide care in an infirmary of an adjoining district, or in exceptional instances, in such other manner as the special circumstances of the case may seem to require; the cost of erecting new buildings or making additions to existing structures to be apportioned among the

several cities and towns composing the district, one-half in proportion to the population of the city or town, one-half in proportion to its property valuation; the cost of maintaining the inmates to be apportioned, one-half according to the number of inmates which the city or town has in the institution, and one-half in proportion to its property valuation.

The result will be:

Better care for the sick, the aged and the infirm. Less overhead expense for administration. Better organization, discipline and utilization of the efforts of those able to do any work. Better average distribution of the cost among the several communities composing the union or district.

Contracts for the Care of the Poor: The law in relation to the setting up and bidding off poor persons at auction and making contracts for the care of the poor is clearly not sufficiently definite. Conditions in certain cities in the state indicate that the spirit if not the letter of the law is being violated. It is recommended that the making of lump sum contracts or contracts for the care of the poor for a longer term than one year, be prohibited; that agreements for the care of the poor may lawfully be made only upon the basis of a fixed sum per week for each person and upon a definite specification of the kind of care and support to be furnished.

Returns of Overseers of the Poor: Overseers of the Poor are often careless in making returns to this office, necessitating a good deal of needless correspondence, and even then an occasional report is missing, many are incomplete. If there were a forfeiture to be paid by the town of a definite sum for each day that the report was withheld until the return was made, as in Massachusetts, much more prompt and satisfactory returns would undoubtedly be received in this office.

Matrons for County Jails, Police Stations, etc.: Undoubtedly men and women misdemeanants and criminals should not be cared for in the same institution. It will doubtless, however, be necessary for the present to care for women, temporarily at least, in county jails, police stations, lock-ups and similar places of detention, but at all times while under arrest they should be in charge of a woman. It is therefore recommended that the county jails be required by law to have separate entrances to their women's quarters, and that the officers in charge of any county jail, municipal police station or other place of detention shall provide a matron who shall be on duty whenever there are women prisoners.

Plans for Alteration of Buildings: The law now requires that all plans and specifications for new buildings or institutions under the supervision of the Board shall be submitted to the Board for criticism and suggestion. Manifestly, the law should be amended to include plans and specifications for alterations, additions or repairs which involve any change in the design, character or use of the building.

Incorporation of Charitable Institutions: The law now provides that the Board shall give its opinion as to the advisability of the proposed

organization and the incorporation of all institutions of a charitable nature which are to be subject to its supervision and inspection. It does not say to whom this opinion shall be rendered. It will be in accord with good supervisory policy if the law in relation to the incorporation of charitable and benevolent organizations is amended to provide that they shall not commence business without a certificate of approval from **the State Board of Charities and Corrections**, provided that on appeal from the decision of the State Board, after hearing, the Governor and Council may issue such a certificate of approval.

Inspection of County Jails: The Legislature of 1917 created the prison commission which this Board has for several years recommended. It did not carry out the recommendation of the Board that the duties of the prison inspectors so far as they relate to county jails should be transferred to the State Board of Charities and Corrections instead of the new prison commission. The prison commission is understood to be in agreement with this Board that that should be done. Inspection by both boards is a duplication of effort. Inspection by the State Board of Charities and Corrections is a necessary part of its work in order that it may be familiar with the entire field of charity and correction within the state.

Care of Misdemeanants: The Board believes that at the earliest opportunity the entire administration of the county jail system of the state should be placed in the hands of the prison commission.

ADMINISTRATIVE EXPENSES OF THE BOARD.

(For the year ending June 30, 1919.)

Traveling Expenses:			
Members of the Board.....	\$ 457	70	
Employees C. & C. Division.....	1,168	71	
Mother's Aid	1,590	46	\$3,216 87
<hr/>			
Salaries:			
C. & C. Division	\$6,191	14	
Mother's Aid	2,118	87	\$8,310 01
<hr/>			
Furniture and Equipment.....			1,553 98
Office Supplies, Postage, etc.....			1,492 38
Miscellaneous			29 89
<hr/>			
Total			\$14,603 13

(For the year ending June 30, 1920.)

Salaries:			
Secretary	\$3,038	45	
Supervisor	1,675	97	
Clerks	7,045	35	
Agents	7,299	33	\$19,059 60
<hr/>			
Furniture, etc.			1,421 34
Traveling Expenses:			
Members of Board	\$ 231	42	
Secretary and Supervisor.....	1,141	66	
Agents	5,693	28	7,066 36
<hr/>			
Telephone & Telegraph			347 53
Postage			680 00
Stationery and Office Supplies.....			1,480 46
Printing and Binding Bulletin.....			829 11
<hr/>			
Total			\$30,884 50

EMPLOYED PERSONNEL.

June 30, 1920, the Board was employing:

- A Secretary,
- A Supervisor of Field Service,
- Ten Field Agents,
- Ten Clerks.

At no time during the two year period covered by this report has the number of employees, in any occupation, been greater than that above specified.

CENTRAL INDEX.

There is being maintained in the office of this Board, pursuant to an order of the Governor and Council, a central index of all the State's dependents, defectives and delinquents, that is, of all persons towards whose support the State is contributing in whole or in part, whether in State institutions, in incorporated institutions or elsewhere. This index contains at the present time the names of more than 7416 persons and is being added to at the rate of about 2500 names annually.

This index is arranged in three ways—alphabetically, so as to bring members of the same family together; geographically by place of birth so as to show what communities are producing the State's social welfare problems, what are its sore spots, and geographically by the place where the person is being cared for. This index is not only valuable now, but will become increasingly so as the years go by. It is in no sense a duplication of the institution and department records, but simply a skeleton record, reference being had to the original records for details.

THIRD ANNUAL REPORT OF MOTHER'S AID.

The 1919 Legislature amended the Mother's Aid law as passed by the 1917 Legislature, so as to provide aid for mothers with dependent children under sixteen years of age, and to permit an adequate allowance. The law imposes no limit to the amount of aid that can be granted, but leaves it to the discretion of the Municipal and State Boards. The amount of aid is recommended by the Municipal Board where the applicant resides, and the State Board has the power to lessen, but not to increase the amount, when it authorizes payment. In a very few cases parsimonious Municipal Boards have shown themselves unwilling to recommend an adequate allowance, but in nearly all cases the Municipal Boards have shown a generous spirit toward the mothers with dependent children and have met the increased cost of living by an allowance that has been increased from quarter to quarter, when it was found that the mother's necessary expenses were exceeding her income.

In return for the liberal treatment accorded the mothers one thing is demanded of them, and they have complied with a willingness which is as gratifying as it is unexpected. They are required to keep an itemized and classified account of their expenditures and income, and at the end of each quarter to summarize their financial condition in a quarterly report, which also contains a letter from them to the State Board and a report on their condition by the Municipal Board.

This matter is instanced to show that mother's aid is administered on a strictly business basis, the allowance being based on the known necessary expenses of the family.

The monthly visitation of the home by the Municipal Board and the semi-annual visit by the State's visitors keeps those who grant the aid in close touch with the financial condition, conduct and general prosperity of the homes aided, and when aid is no longer needed, the recommendation, either by the State or local Board, that it be discontinued, is promptly acted on. By means of this close attention to the business details of administering the aid, the amount saved by closing cases which are no longer needing the aid, is sufficient to provide for about one-half of the new cases which apply for and are granted the aid.

Mothers with dependent children are not only given a cash allowance for their necessary living expenses but receive free medical and surgical treatment in the State-aided hospitals, which free hospital treatment has been of the greatest benefit as a number of these women have labored for years under physical disadvantages which they had not the means nor the leisure to correct. During the past year one mother was allowed a period of six months for hospital treatment and convalescence, her children being boarded on their mother's aid allowance during the period. Other mothers were absent from home for less periods and the Municipal Boards helped plan for the supervision of their children during their absence.

Close supervision of the home reveals other than physical disabilities, when they exist, and the Municipal and State Boards labor to overcome

these disadvantages. One home in which there were eight children was exceptionally slack; in fact, aid was not allowed at first in this home because it fell below the standard in cleanliness. A temporary improvement won the aid, but then the home began to fall back again. A conference was held between all the members of the Municipal Board and two of the State agents and it was resolved to do an adequate and complete job in the supervision of this home at whatever outlay of labor and money. With the mother's consent a visiting housekeeper was appointed to spend half a day in the home once or twice a week and actually to take a hand in putting things to rights. This was one of the homes where the feathers perennially leak from the ticks, bed linen is scarce and the dingy bedding is balled up all day on the disordered bed just as it was kicked off in the morning. Fowls traverse the house and alight on the dining table, where dish washing precedes rather than follows the meal. Part of the condition is poverty, but part of it is shiftlessness.

The visiting housekeeper, a tactful and capable woman, had many ups and downs during her period of serving this family and sent regular reports of much interest to the State House. On the whole conditions did not mend, notwithstanding that those interested in the family provided a new stove, bedding, screens and many things to supply the depleted household stores.

At various times the Municipal Board warned out of town a youth under twenty years of age who hung around this home at week-ends. This lad was regarded by the community as below par in every respect,—physically, mentally and morally.

Presently the mother expressed her intention to leave her own home and go to spend the winter where this youth was working. Although she was strongly dissuaded from this, she persisted and mother's aid was stopped.

Not long after another shock awaited those who had tried so diligently to preserve the decency and cleanliness of this home. The mother of nine children, seven of whom were dependent, and the constitutionally inferior youth published their intentions to be married. Inquiry disclosed the reason for this haste, her approaching motherhood.

Another conference was followed by a reaffirmation of the intention to do adequate social work in this case. The woman was still young and vigorous, notwithstanding her large, dependent family. For her to marry the worthless creature on whom she had foolishly set her affections would launch her on a career of excessive poverty, and present the State with other dependent children, whose heredity would be questionably low. A conference with the mother made it clear that if left to her own devices she would wed the ne'er-do-well. Consequently a charge of idle and disorderly conduct was brought against her and she was sent to the Reformatory for Women, where it was assumed she could receive proper care during her approaching confinement. One of the interesting features of the case was that after the whole matter was gone over with her, she could see the advisability

of it sufficiently to ask the Judge to commit her. The children were provided for by the State under the children's guardians act.

The Reformatory authorities did not handle the case as wisely as might have been expected, partly because they took no counsel of those who had been studying it and laboring on it so many months. They paroled the woman within a month or two of her commitment, thus giving her her freedom to follow her own inclinations. She returned at once to her feeble-minded suitor, and they went up and down the countryside seeking someone who would marry them. Fortunately the case was by that time so well known locally that no person could be found who would perform the ceremony. Nevertheless she stayed with her lover for some weeks, during which time the tenth baby was born without the attendance of a doctor. When public sentiment was fairly at the boiling point, the Reformatory officials finally realized that the woman had broken her parole, and took her and her child back to the institution.

If this State or any other does not wish to be encumbered with vile, shiftless, degenerate stock, it must see to it that such stock is not bred. Social work that starts in to care for defective dependents will accomplish nothing lasting unless it prevents them from reproducing their kind. Science has also determined that heredity is the most considerable factor in racial progress. We must have decent parents or we cannot expect suitable children. It is the State's right and duty to guard itself against the proliferation of the unfit.

The above case has been cited at some length to show that mother's aid is more than the granting of an allowance to needy mothers with dependent children. It also provides the families with friendly oversight.

The case also demonstrates the fact that there is an advantage in having the same State and local Boards and the same agents handle both mother's aid and children's guardian cases, for when mother's aid has been tried and will not work in a family, the agent can resort to the children's guardians law and provide for the maintenance of the children apart from the mother.

It is an interesting fact that the work of the State Board is about equally divided between the two classes of children, those who are aided with their mothers, and those who by reason of neglect or abuse are being educated apart from their parents. The expense of maintenance is about equal in the two cases.

The Board asked the 1919 Legislature for an appropriation of \$50,000 per annum, for mother's aid, which was granted, and the towns contribute as much more, making the annual allowance for mother's aid \$100,000. This is sufficient to maintain four hundred families, with an average of from three to four dependent children, or one thousand four hundred children at about \$75 per capita. This very reasonable allowance stands between the child and cold, hunger, deprivation of schooling, and ill health. No money could be more wisely expended than to protect child life, child health, and child happiness in homes

where the natural bread-winner is dead, deserted or totally incapacitated.

But four hundred is not quite the total number of such families which need help in the State of Maine. Four hundred twenty-three such families are now being helped, thanks to the generosity of the Governor and Council, who placed additional funds at the Board's disposal when the Legislative appropriation was exhausted, and it is probable that more families will need aid in the next two years. It is, therefore, suggested that an allowance of \$75,000 per annum should be granted by the Legislature for the years 1921-1922.

The mother's aid law appears to need no further amendment. Its provisions are wise and well adapted to the needs, and its administration by the local and State Boards is proceeding harmoniously and we believe successfully.

STATISTICS.

At the end of the second year 290 families were receiving aid. Since that time 223 additional cases have been allowed, 3 reopened, 85 discontinued, 25 suspended, and 140 disallowed, leaving 428 families now in receipt of aid. The total number of applications received to date is 1057.

<i>Reason why aid was denied in 140 cases.</i>	<i>Number of families denied</i>
Aid not needed	60
Aid not recommended by municipal board.....	23
Mother incompetent or home unsuitable.....	22
Mother withdrew her request.....	3
Father still head of the family.....	6
Mother remarried	7
Has no children under 16 years of age.....	2
Mother and children not living together.....	5
Mother not deserted one year.....	3
Mother has left state.....	3
No court action taken against deserting husband...	3
Not five years a resident of Maine.....	3

The reasons for discontinuing aid in 85 cases are as follows:

<i>Reason why aid was discontinued.</i>	<i>Number of families in which discontinued.</i>
Aid no longer needed.....	21
Mother remarried	30
Mother unfit	12
Child not with mother.....	5
Continuance not recommended by Municipal Board	2
Aid refused by the mother.....	7
Mother died	3
Husband returned home	4
Mother out of State.....	1

The length of time which aid was paid in the 85 discontinued cases is given below.

<i>Length of time aid was given.</i>	<i>Number of families.</i>
33 months	1
30 "	2
29 "	5
26 "	3
25 "	4
24 "	2
22 "	2
19 "	1
18 "	2
17 "	1
16 "	5
15 "	4
14 "	1
13 "	1
12 "	3
11 "	6
10 "	4
9 "	7
8 "	3
7 "	5
6 "	6
5 "	3
4 "	2
3 "	4
2 "	3
1 month or less.....	5

The number of children in the families now aided is 1420. Eight children have died during the year.

The status of the father in the families aided is as follows:

<i>Status of Father.</i>	<i>Number so Affected.</i>
Dead	389
Deserted	12
Divorced	12
In institution	
For insane	10
For tubercular	1
Not in institution	
Paralytic	1
General breakdown	1
Blind	1
Tubercular	1

STATE BOARD OF CHILDREN'S GUARDIANS.

FIRST ANNUAL STATEMENT.

The general social awakening which is nation-wide, and which regards it as each state's primary and imperative duty to attend to the proper nurture, rearing, health and education of the children who are to be its future citizens, finds Maine in the vanguard of those states which have responded to the call of duty and have adopted adequate children's guardian laws.

The time when a child's welfare was considered only his parents' business or nobody's business is past. The time when a child was considered his parents' property, to have and to hold, for the parents' profit or whim, regardless of the rights of the child, is also past. Children are now considered the chief asset of any civilization, and as such must be protected in their rights to physical comfort, mental development and moral upbringing, but no parent who does his duty to his children will be interfered with. Even poverty will not debar a father from the companionship of his children, for the financial deficit can be made good to him by public or private benevolence, provided he is a worthy father.

But if a parent wilfully neglects or abuses his offspring, or fails to provide them with an education or keeps them in a place injurious to their health or morals, then the State of Maine stands ready to intervene and take the guardianship of the children from the unworthy or unfit parents, and provide for the children in boarding or free homes under the supervision of a staff of competent agents.

STAFF.

To this end the State Board of Children's Guardians maintains a force of seventeen women, clerks and field agents, under a general supervisor, the field agents being assigned to definite territories where they will eventually obtain an intimate knowledge of social conditions and a friendly working alliance with the municipal boards.

STATEWIDE ORGANIZATION.

The organization of the State for child welfare, as provided for in the children's guardians act which became a law July 4, 1919, contemplates a State Board, and also a Municipal Board of several members in every town and plantation in the State which supports its own poor, and these local boards are required by law to investigate and to bring to court all cases in which children are being neglected and abused, while the State Board exercises an additional authority to initiate investigations and complaints whenever the local boards neglect or refuse to do their duty in the premises. This comprehensive organization ought, in future, to prevent absolutely the continued neglect or abuse of any defenseless child. It rests only with those who know of

such an offence against a child, to report, and enter complaint, and action which is thorough and speedy can be taken at once, whenever called for.

PUBLIC SENTIMENT.

The success of this, as of any law, depends on whether public sentiment upholds it, and it is gratifying to report that there exists in the hearts of Maine people a vigorous desire for and belief in child welfare, which tends to offset that other tendency, which is strongly implanted in the rural New England temperament, not to meddle with one's neighbor's business. Neighbors do not like to go to court to testify against those who live near them and who have power to set fires to forest lands, to poison stock, and otherwise bring calamity and discomfort upon the community, but it has been shown during the past year that when a community rises up against a child abused and goes to court, that it does a good job, for no evidence is so convincing in court as that given modestly and sometimes haltingly by life-long, reticent neighbors of the defendant. Having come through the ordeal of going to court once, the courage of the Municipal Board is much better for a second trial.

In short the fear which the honest citizen had is being transformed into the courage of civic and social righteousness, while the bravado of those who formerly lived boldly in licentiousness and outlawry has diminished into a state of fear. In one community which was plagued by a nest of undesirable citizens, an example was made of the worst offender and timid farmers got up their courage and went to court against him. As a result, instead of having now to fear the other miscreants, the farmers were delighted to find that the fear had passed over into them, and they one and all took to flight.

Public sentiment is so potent a factor in civic welfare that it would pay to employ a gifted advocate of law and order to rouse into flame the latent desires of the citizens of Maine to make this State a garden spot for children and a retreat for those who desire to live in a clean, wholesome, moral atmosphere. No cruelty or abuse of children could exist longer in this State if the righteous judgments and sentiments of the general population could be organized in such a crusade. Niagara harnessed to turn the wheels of industry would not display more marvelous power than the public sentiment of Maine for child welfare, if once aroused to the point of self-knowledge and self-determination.

SUPPORT BY GOVERNOR AND COUNCIL.

It has been most fortunate for the child welfare movement, as recently launched in Maine, that it had the loyal backing of the Governor and Council, for they have provided most generously the additional finances made necessary by the unforeseen scope of the work, and have enabled the Board to build up a competent staff to handle the children's guardians and mother's aid work.

FUTURE DEVELOPMENT.

In previous years child welfare work in Maine was intrusted to county agents for the protection of children, which office was abolished by the law of 1919, and to certain private child-caring societies, which received State subsidies and otherwise solicited funds about the State.

Now that the State itself has taken such vigorous measures to fulfill its duty and promote child welfare, its future attitude toward the private societies is a matter for careful consideration. As the State now appropriates to its own Board of Children's Guardians a generous annual sum for the board and education of its wards, and since even in the days of special appropriations, payments for individual children had to be approved by the State Board of Charities and Corrections, it seems wise for the State henceforth to make but one general appropriation for the maintenance and education of children and for the State Board of Children's Guardians to utilize, in addition to its own efforts, such facilities as the private societies offer. Certainly the institutional facilities so offered for Catholic children will be needed, for it is only with the greatest difficulty that free or family boarding homes for Catholic children are found within the State's borders.

It is fitting to speak a word of commendation for the private home-finding societies which have done such excellent service by assuming what were rightfully the State's burdens at a time when the State was not prepared to find homes for its dependent children. Their services will doubtless be needed for some time to come to assist the State in handling the many cases which will develop when a thorough social survey is made of all parts of the State. But in a sense these societies have already accomplished their purpose in that they have demonstrated the desirability of careful placing of dependent children and have convinced the State of the importance of this job for the general welfare.

FIELD OF PRIVATE PHILANTHROPY.

It is generally conceded that the chief field of private philanthropy is to open up new lines of work and demonstrate their practicability, so that public agencies will take them over, for it is well known that it is too difficult a task for a private philanthropy to gather from private sources the funds for the permanent carrying on of an expensive social industry like, for instance, the boarding of dependent children whom one does not wish to classify and support as town paupers.

Now that the State has grappled with the task of providing homes for such children, one child-placing agency in the State has already changed the emphasis of its work, and has definitely given up home-finding. Should other societies desire in the course of time to blaze new social trails, there is ample opportunity for splendid work. For example, no private agency in the State is forwarding the work for better housing, and it is shocking and deplorable to find how many homes in the State, where children reside, have no toilet facilities what-

soever. Then the recreational problem in isolated communities as well as congested centers would repay careful investigation and up building.

CO-ORDINATION OF BUREAUS AND AGENCIES.

The State has several separate bureaus or agencies which administer relief or supervise wards of the State, and it is hoped that in time these will become better co-ordinated with each other. In the summer of 1919, when the Messenger to the Governor and Council was making his rounds of visits to the State paupers and blind pensioners whose supervision is in his charge, he very courteously offered to call on any wards of the State Board of Mother's Aid or Children's Guardians who might live in the localities he visited. This offer was gladly accepted, and the Board was thus enabled to secure his valued opinion on some of its most problematic cases. As the year has advanced the Board has been enabled in some measure to repay the services he rendered by calling on certain State paupers who were in need of an early visit. Furthermore, the Governor and Council turned over to the State Board of Children's Guardians the supervision of some seventy-five State pauper children who were being maintained apart from their parents. Thus all the children's work is concentrated in one Board.

Maine is a state of such magnificent distances, with a population thinly scattered over a vast area, with country roads none too good, and railroad connections difficult in the remote places, that it seems to be a needless waste of time and money for several persons, representing several bureaus, each to take these long drives through thinly settled districts, to accomplish one or two objects, when by staying a little longer they might accomplish all the social work in which the State is interested in that locality.

As a step toward unification of the field service it is pleasing to report that the Bath Military and Naval Orphan Asylum has invited the State Board to supervise all of its children that are placed out elsewhere than in Bath and the Board has undertaken the commission. It has also been proposed that the State Board assume the oversight of infants of inmates of the Reformatory for Women at Skowhegan, who have passed the age at which an infant is allowed by law to remain with its mother in the institution. While this plan has not been consummated it seems like proper procedure toward unification of the State's work.

PROBATION OFFICERS.

Now that county agents for the protection of children have been abolished in favor of State agents who work under the direction of a central Board, there remains but one class of welfare workers which still works as individuals in county units. These are the probation officers, and for this very reason, except in Cumberland county, probation work is not highly developed. The probation officers, if better correlated with the child welfare agents, would be of valuable assist-

ance to the latter in the supervision of some of the older and more difficult children, and it would be the part of good judgment to make the State Board of Charities and Corrections into a fourfold, instead of a threefold Board, and create thus a State Board of Probation and Parole, thereby unifying several divergent but similar pieces of work.

It is customary now, both in the State School for Boys at South Portland and the State School for Girls at Hallowell, for some of the chief officers to give their personal attention to the visitation of paroled inmates, and indeed this is highly desirable did it not tend to take the executive officers from their post of duty, where they are most needed. A consolidation of this work with the other social field work of the State would appear to be advantageous.

FREE HOMES.

The ever increasing cost of living would be expected to place a damper on private benevolence, in the way of offering free homes to dependent children, but a very considerable number of families have opened their doors to the homeless children. The tendency however to place restrictions on the offer limits its usefulness, and out of a thousand children, the Board cannot supply the home which has asked for a handsome, precocious colored child, nor yet the one which will accept only a boy of a certain age with curly hair. Other things being equal, the woman who said she would accept any child that was sent her provided he was not red headed or cross-eyed, stands a better chance to get a child adapted to her needs and temperament and ways of life, for the choice can be made from a larger number.

THE FEEBLE-MINDED.

Unfortunately some of the children have such poor heredity that they are below par mentally and physically and are not placeable in free homes. It is the policy of the Board to examine all such children by the Binet-Simon and other psychological tests, and if they are found to fall distinctly within the feeble-minded class, application is at once made for their admission to the Maine School for Feeble-Minded. The School has found vacancies for sixteen of the State boys, but for none of the State girls, during the past year. Nothing would promote the social prophylaxis of the State more than an enlargement of this institution, especially with a view to receiving girls and women of the child bearing age. As many of these feeble-minded women are quite able-bodied, and some of them fairly high grade mentally, they might be almost, if not quite, self-supporting, provided a colony could be created for them. If the human stock of the State is to be improved, and the line of vagrants, shiftless, thieving, debauched ne'er-do-wells cut off, it is absolutely necessary to furnish custody, during the child-bearing period, of the females who tend to produce this sort of offspring.

A WORD OF APPRECIATION.

Before passing on to the statistical portion of this report, it is with gratitude that the Board makes mention of the kindness shown to it by the Superintendent of Buildings. No department in the State has expanded so much in the past year as has this Board, and but for the appreciation of this fact by the Superintendent of Buildings, it would have been hopelessly cramped for room and furniture.

The Superintendent of Buildings has found a way to provide the Board with a light, airy suite of offices, and has contributed a telephone booth for long-distance work, and a number of cabinets, chairs, wardrobes and desks. He has done much to beautify the rooms, and especially to make the children's office bright and attractive to the little ones. It is through his kindness that the Department has had extended use of the State car in its work in Kennebec county.

To the Vital Statistics Division of the State Department of Health thanks are due for the extensive research they have done into the birth and death records of dependent families. This Division has also formed the habit of reporting for investigation cases in which unmarried mothers have given birth to two or more children, and thus the State has been able to do something to relieve these bad moral conditions.

While the agents of the Board are stationed about the State from Biddeford to Houlton, they are all invited to the State House at stated intervals for staff meetings, and these conferences are the occasion of mutual help and inspiration. The field agents have arduous duties and their life is a hard one, especially in the winter months. It is to their fidelity and purposefulness, cool heads and warm hearts that the credit for the work already achieved is mainly due. There is no doubt that each one of them in a year's time finds enough free homes for dependent children entirely to liquidate the State's expense incurred in their salary and traveling expenses, and whatever else of good they accomplish in their year of activity, and it is a good deal, is a net profit to the State on the credit side of its social ledger.

STATISTICS.

On July 4, 1919, when the children's guardian law went into effect, the State of Maine became the custodian of 692 children. During the year ending June 30, 1920, 231 children were committed to the custody of the State Board of Children's Guardians. Of this number, 104 were committed on the complaint of local authorities, and 127 on the complaint of an agent of the State Board. There were also 108 children accepted as dependents, making a total of 1031 children, 509 boys and 522 girls, in the care of the State of Maine on June 30, 1920. Of this number 662 have a legal settlement in Maine, 174 have no settlement, 311 are dependents, and 720 have been committed by order of court. The remaining 195 are charged to the special appropriations and their settlements are unknown. Five hundred and fifty of the children have been placed in family homes direct, 211 have been placed in family

homes through home-finding societies, and 266 are in children's institutions. Out of the whole number of children 321 are in free homes and 706 are boarding. The whereabouts of four is unknown. During the year 4 of the children have died, 7 have been adopted, and 82 have become of age or been returned to their relatives. Sixteen children have been committed to the Maine School for the Feeble-Minded, 4 to the State School for Boys, 5 to the State School for Girls, 2 are receiving treatment at one of the State sanatoria for the tubercular, and 2 have been placed in the State hospital for the insane for observation. Of these last two, one has since left the hospital, but the other will probably have to be committed.

LOCATION OF CHILDREN.

June 30, 1920.

ANDROSCOGGIN COUNTY.

<i>Name of Town.</i>	<i>Institution.</i>	<i>Family Homes.</i>	<i>Total.</i>	
Auburn		8	8	
East Livermore		1	1	
Greene		1	1	
Leeds		1	1	
Lewiston	140	13	153	
Lisbon		4	4	
Mechanic Falls		2	2	
Poland		4	4	
Turner		1	1	
Wales		1	1	
Webster		4	4	180

AROOSTOOK COUNTY.

Bancroft		1	1	
Blaine		2	2	
Bridgewater		1	1	
Caribou		18	18	
Connor		1	1	
Fort Fairfield		4	4	
Frenchville		2	2	
Hodgdon		1	1	
Houlton		19	19	
Island Falls		1	1	
Littleton		2	2	
Mapleton		2	2	
Oakfield		1	1	
Presque Isle		2	2	
St. Agatha		1	1	
Westfield		1	1	
Caswell Pl.		1	1	
Winterville Pl.		2	2	62

CUMBERLAND COUNTY.

Brunswick		5	5	
Freeport		2	2	
Gorham		6	6	
Harrison		2	2	
New Gloucester	9		9	
North Yarmouth		7	7	
Portland	77	46	123	
Raymond		11	11	

<i>Name of Town.</i>	<i>Institution.</i>	<i>Family Homes.</i>	<i>Total.</i>	
Scarboro		4	4	
Sebago		4	4	
South Portland		9	9	
Westbrook		1	1	
Windham		2	2	
Yarmouth		5	5	190

FRANKLIN COUNTY.

Farmington		2	2	
New Sharon		1	1	
Wilton		1	1	4

HANCOCK COUNTY.

Bluehill		1	1	
Brooklin		1	1	
Bucksport		1	1	
Eastbrook		2	2	
Eilsworth		2	2	
Hancock		1	1	
Surry		1	1	
Trenton		2	2	11

KENNEBEC COUNTY.

Augusta		84	84	
Belgrade		1	1	
Chelsea		1	1	
China		6	6	
Clinton		3	3	
Farmingdale		4	4	
Gardiner	10	9	19	
Hallowell		3	3	
Litchfield		2	2	
Manchester		4	4	
Oakland		10	10	
Pittston		2	2	
Randolph		4	4	
Readfield		2	2	
Sidney		7	7	
Vassalboro		5	5	
Waterville		17	17	
Wayne		3	3	
Windsor		6	6	
Winslow		4	4	187

KNOX COUNTY.

<i>Name of Town.</i>	<i>Institution.</i>	<i>Family Homes.</i>	<i>Total.</i>
Rockland	6	6	
St. George	6	6	
Union	1	1	13

LINCOLN COUNTY.

Nobleboro	1	1	
Somerville	1	1	
Whitefield	1	1	3

OXFORD COUNTY.

Buckfield	1	1	
Canton	6	6	
Hebron	1	1	
Mexico	3	3	
Norway	1	1	
Oxford	1	1	
Paris	3	3	
Porter	2	2	
Roxbury	3	3	
Rumford	3	3	24

PENOBSCOT COUNTY.

Bangor	12	33	45
Brewer		24	24
Carmel		4	4
Charleston		2	2
Corinth		1	1
Dexter		12	12
East Millinocket		3	3
Etna		5	5
Exeter		2	2
Garland		1	1
Greenbush		1	1
Hampden		8	8
Holden		5	5
Kenduskeag		2	2
Kingman		1	1
Levant		6	6
Lincoln		3	3
Millinocket		1	1
Old Town		2	2
Orrington		2	2
Veazie		1	1
Winn		1	1

PISCATAQUIS COUNTY.

Brownville	I	I	
Dover	I	I	
Foxcroft	I	I	
Milo	I	I	
Sebec	I	I	
Kingsbury Pl.	2	2	7

SAGADAHOC COUNTY.

Bath	6	6	
Bowdoinham	6	6	
Richmond	4	4	
Topsham	6	6	
Woolwich	4	4	26

SOMERSET COUNTY.

Bingham	2	2	
Canaan	I	I	
Detroit	2	2	
Fairfield	I 6	7	
Harmony	I	I	
Hartland	3	3	
Madison	I	I	
Norridgewock	I	I	
Skowhegan	5	5	
St. Albans	I	I	24

WALDO COUNTY.

Belfast	15 2	17	
Burnham	2	2	
Freedom	2	2	
Lincolntonville	2	2	
Searsport	2	2	
Winterport	9	9	34

WASHINGTON COUNTY.

Calais	2	2	
Danforth	I	I	
Eastport	3	3	
Steuben	I	I	7

YORK COUNTY.

Alfred	4	4	
Berwick	I	I	

REPORT OF THE STATE BOARD

<i>Name of Town.</i>	<i>Institution.</i>	<i>Family Homes.</i>	<i>Total.</i>
Biddeford		25	25
Buxton		7	7
Eliot		2	2
Hollis		3	3
Kennebunk		7	7
Kennebunkport		4	4
Limerick		3	3
North Berwick		2	2
Saco		36	36
Sanford		3	3
Waterboro		4	4
Wells		1	1
York		1	1
			103
			1,007
Out of State			20
Whereabouts unknown			4
			1,031
Total			1,031

SUMMARY OF WORK OF AGENTS.

July 4, 1919 to June 30, 1920.

STATE BOARD OF MOTHER'S AID.

Number of mother's aid cases investigated.....	309.
Number mother's aid cases revisited.....	534.
Number municipal boards called upon.....	580.

STATE BOARD OF CHILDREN'S GUARDIANS.

Number complaints investigated	614
Number complaints referred to other agencies.....	380.
Number children taken into custody.....	231
Number children taken on dependent list.....	108
Number of children in custody visited.....	1,712
Number children taken to hospital.....	116.
Number children receiving mental examination.....	55.
Number children receiving medical attention, eye treatment, dental work, etc.	150.
Number children receiving physical examination on State form...	113
Number children taken to clinic.....	73.
Number children taken to milk station.....	4
Number children moved from one home to another.....	475
Number children placed in free homes.....	55.
Number children adopted	7
Number children died	4
Number children returned to parents.....	13
Number children discharged from custody.....	100.
Number licensed homes inspected.....	244
Number applications for licenses investigated.....	80
Number prospective free homes investigated.....	196
Number prospective boarding homes investigated.....	153.
Number maternity hospitals inspected.....	26.
Number unlicensed boarding homes visited.....	16.
Number children's institutions visited.....	19.

REPORT OF LICENSES, JUNE 30, 1920

The number of licenses in force July 1, 1920, was as follows. Boarding homes for children, one hundred twenty-four; maternity hospitals, thirty-six; child-placing agencies, two; and for soliciting funds, sixteen.

CHILDREN'S HOME AND MATERNITY HOSPITAL LICENSE LAW.

Section 58 of Chapter 64 of the Revised Statutes, as amended by Chapter 176 of the Public Laws of 1917 provides as follows:

"Persons maintaining homes or maternity hospitals shall have license. No person, firm, corporation or association shall conduct or maintain a maternity hospital, or conduct or maintain a boarding house or home for three or more children under sixteen years of age, unattended by parents or guardian, excepting children related to such persons by blood or marriage, or who have been legally adopted by such persons, or engage in, or assist in conducting a business of placing out or finding homes or otherwise disposing of children under sixteen years of age, without having in full force a written license therefor from the state board of charities and corrections; provided, that nothing in this section shall apply to any institution, which is or shall come under the supervision of the state board of charities and corrections by the provisions of chapter one hundred forty-seven."

When application is received for a license for any of the above purposes, the Board makes careful examination before the request is acted upon. After a license is granted to maintain a boarding home for children, it is the Board's custom to inspect such home four times a year. Maternity hospitals are inspected once or twice annually and also child-placing agencies.

INCORPORATED ORGANIZATIONS.

The State makes special appropriations for the care of children by certain incorporated children's institutions and child-welfare organizations. These do not require a license but receive even more careful inspection from the State than do the institutions on whose account no such appropriation is made. These institutions are:

- Augusta, Maine Children's Home Society.
- Bangor, Eastern Maine Orphans' Home.
- Belfast, Children's Aid Society.
- Gardiner, W. C. T. U. Temporary Home.
- Lewiston, Girls' Orphanage.
- Lewiston, Healy Asylum.
- Lewiston, Lewiston & Auburn Children's Home.
- Portland, Children's Heart Work Society.
- Portland, Children's Protective Society.

Portland, Holy Innocents' Home.
 Portland, St. Elizabeth's Orphan Asylum.
 Saco, York County Children's Aid Society.

The licensed incorporated institutions and organizations are:

Bangor, Bangor Children's Home.
 Caribou, New England Home for Little Wanderers, Aroostook Branch.
 Fairfield, Good Will Home Association, Hinckley, Maine.
 New Gloucester, Opportunity Farm.
 Portland, Female Orphan Asylum.
 Portland, Maine Home for Friendless Boys.
 Saco, Sweetser Orphan Asylum.
 Waterville, New England Home for Little Wanderers, Waterville Branch.

The boarding homes for children have been classified under three grades, of which *grade one* implies that the home is satisfactory and that the children receive superior care. Grade three implies that either the physical equipment or the attention given the children, or both, are of such a kind that some doubt exists whether the license should be continued or not. Certain of these homes improve and are ranked higher as time goes on. Others do not measure up to a reasonable standard of child care and are given special attention or the license is revoked.

Homes which do not fall in grade one or grade three, are classified as grade two, which implies a home where the equipment and the care of the children is of average quality. When a home falls below grade three, it is sometimes put on a short probation, but the license is usually revoked at once. A number of the homes now classified in the second grade were marked by the agents, "second grade or better." In certain of these a single factor, perhaps great remoteness from school, church and physician, keeps the home out of the first class. It should be borne in mind that no one agent sees all the homes and that the grading is done by ten visitors, so that it may not be precisely uniform.

It is hoped that all boarding homes will aspire to be graded in the first rank and many that are not now so graded could achieve this distinction by having better system in the home management. The agents of the Board stand ready to advise the boarding mothers of the ways in which they can improve the excellence of their homes. In times past the boarding of children was not regarded as a high enterprise, but simply as a means of making a little money. Many of those who now board children recognize that they are serving the public by so doing and take the greatest pains to promote the welfare of the children who are entrusted to their care.

The boarding of children has been placed on a much higher professional basis within the last year and it is hoped the progress will continue. Every licensed home is regarded as a public institution, though on a small scale, and is open to inspection by the State's agents at any and all times. In this way the welfare of the children is safe-guarded and the abuses which sometimes in the past have been known to exist in boarding homes are done away with.

The Board invites the public to co-operate in this matter and should they learn of any ward of the State being inhumanely treated or neglected by those with whom they are placed, they are urged to report the matter at once to the Board for investigation and action.

GRADE I.

- Augusta—Brooks, Mrs. Benjamin, R. F. D. No. 7.
Kennedy, Mrs. Annie L., 26 Murray Street.
- Bangor—Hazelton, Mrs. B. E., Ohio Street, R. F. D. No. 4, No. Bangor.
Johnson, Myrtle R., 20 Wing Street.
- Benton—Skillin, Mrs. Edgar W., R. No. 40, Waterville.
- Biddeford—Foss, Mrs. Lucius M., 291 Pool Street.
Gookin, Emma J., 341 Pool Road.
- Bowdoinham—Beals, Anna S., R. No. 1.
- Brewer—Coles, Mrs. John W., R. No. 6.
McEwen, Mrs. John, Eastern Avenue, R. No. 6.
- Brunswick—Lunt, Mrs. Sara D., R. F. D. No. 3, Freeport.
- Bucksport—Hatfield, Mrs. Alice, R. F. D. No. 2.
- Buxton—Stevens, Mrs. Nettie E., West Buxton.
- Caribou—Sparks, Mrs. Mary, South Maine Street.
- Freeport—Blake, Mrs. M. E., Beech Hill Road, R. No. 2.
- Gardiner—Dunville, Mrs. Thomas, 192 West Street.
- Hampden—Temple, Mrs. I. C., Hampden Highlands.
- Holden—Kingsbury, Mrs. Galen, R. F. D. No. 1, East Holden.
Smith, Mrs. Robert O., R. No. 1, East Holden.
- Hollis—Stuart, Mrs. Frank H., R. F. D. No. 1, Hollis Center.
- Houlton—Potter, Mrs. Ida M., Court Street.
- Kenduskeag—Marden, Miss Elsie C., R. F. D. No. 2, Levant.
Tracy, Mrs. A. S., Box 67.
- Lewiston—Egan, Mrs. Charles, 29 Sylvern Avenue.
- Manchester—Fales, Mrs. Olin, Manchester Road, Augusta.
- North Yarmouth—Beckwith, Mrs. Alfred, R. F. D. No. 1.
- Portland—Achorn, Miss Grace, 79 North Street.
Connors, Mrs. Ann, 25 Melbourne Street.
Davies, Mrs. Robert, 106 North Street.
Hooper, Mrs. Etta, 22 Howard Street.
- Raymond—Hall, Mrs. E. C., East Raymond.
- Richmond—Howe, Mrs. John.
- Saco—Hight, Mrs. E. E., Beach Street.
- Sebago—Trott, Mrs. Alvin, R. F. D. No. 1, Sebago Lake.
- Shapleigh—Hooper, Mrs. A. L., Box 24.
- South Portland—Noyes, Grace M., 237 Brown Street.
- Topsham—Rogers, Mrs. Abbie E., R. No. 2, Bowdoinham.
- Trenton—Haynes, Mrs. V. B., R. F. D. No. 1, Ellsworth
- Winterport—Newey, Mrs. Lillian E.
Perkins, Mrs. O. A., R. F. D. No. 2, Box 9.
- Yarmouth—Straw, Miss Doris W., Yarmouthville.
Whalen, Mrs. John A., Yarmouthville.

GRADE II.

- Auburn—Buteau, Mrs. Arthur G., R. No. 1, Box 89.
- Augusta—Armstrong, Mrs. George, 22 Johnson Street.
 Boynton, Mrs. Ada, 12 Swan Street.
 Brown, Mrs. Clara E., R. F. D. No. 5.
 Burnham, Miss Lettie A. and Given, Mrs. Alma, 40 Murray St.
 Durrell, Mrs. Lena, 102 Bangor Street.
 Taylor, Mrs. Angie, 2 Crosby Street Place.
 Tenan, Mrs. Nellie, 62 Hospital Street.
 Tillson, Mrs. Eugene, R. No. 7.
 Tillson, Mrs. Flora, R. No. 7.
- Bangor—Hamm, Mrs. Flora E., R. F. D. No. 3, Union Street.
 Hamm, Mrs. Leamon, Griffin Road, R. F. D. No. 8.
 Hamm, Mrs. Mary, Davis Road, R. F. D.
 Robinson, Mrs. E. L., 4 New York Street.
- Carmel—Jones, Mrs. L. H.
- China—Lowden, Mrs. Edward, Weeks Mills, R. No. 53.
- Eastport—Mealy, Mrs. Amanda, 50 Shackford Street.
- Etna—Sylvester, Mrs. Perley.
- Hampden—Cole, Mrs. Rosie B., R. F. D. No. 1, Hampden Highlands.
 King, Mrs. Alice, Hampden Highlands.
- Hermon—Libby, Mrs. C. G., Carmel.
- Houlton—Wilson, Mrs. Jennie, 17 Grove Street.
- Kennebunk—Wyman, Mrs. Jennie, R. No. 1.
- Kennebunkport—Proctor, Annie J., R. F. D. No. 2, Biddeford.
- Lewiston—Bemis, Miss Ethel, 147 Sabattus Street.
- Lincolnton—Mahoney, Mrs. Lillian.
- Litchfield—Rogers, Mrs. George L., R. No. 18.
- Manchester—Crocker, Mrs. Bertha, R. F. D. No. 8, Hallowell.
- North Yarmouth—Collins, Mrs. Grace, Walnut Hill.
 Smith, Mrs. William, R. No. 1.
- Orrington—Clark, Mrs. Alma, R. No. 1, South Orrington.
- Poland—Files, Mrs. Fred, R. No. 2, Oxford.
- Portland, Blake, Mrs. G. L., 259 Riverside Street.
 Kneeland, Mrs. C. J., 173 Woodfords Street.
 Lovejoy, Mrs. Mary L., 14 Valley Street.
 Mansise, Mrs. Mary, 94 St. Lawrence Street.
 Whitmore, Mrs. Mae, 89 Lancaster Street.
 Willard, Mrs. E. E., Long Island (Doughty's Ldg.)
- Raymond—Small, Mrs. Charles W., R. No. 1.
 Strout, Mrs. Horace, North Raymond.
- Saco—Fenderson, Mrs. George H., 38 Storer Street.
 Tuttle, Mrs. Arthur, Beach Street.
- Scarboro—Ray, Mrs. Marilla M., R. No. 6, South Portland.
- Shapleigh—Huntress, Mrs. Charles O., R. F. D. No. 1, Box 43-C. Spring-
 vale.

- Sidney—Ellis, Mrs. Eliza, R. No. 4, Augusta.
 Taylor, Mrs. Fred, R. F. D. No. 4, Augusta.
 Trask, Mrs. J. H., R. F. D. No. 36, Rockland.
 South Portland—Deane, Mrs. H. E., 863 Sawyer Street.
 St. George—Sargent, Mrs. E. G., Tenant's Harbor.
 Sanford—Hobbs, Mrs. Walter E., R. F. D. No. 1, Springvale.
 Vassalboro—Hume, Mrs. Augusta A., R. No. 50.
 Purinton, Mrs. M. M., R. No. 39, Waterville.
 Waterboro—Sanborn, Mrs. John F., R. F. D., Alfred.
 Windham—Anderson, Mrs. Lester G., R. F. D. No. 3, South Windham.
 Yarmouth—Estabrook, Mrs. Elmer E., R. F. D. No. 1.

GRADE III.

- Alexander—Berry, Mrs. Nellie.
 Auburn—Cross, Mrs. Ella K., 195 South Main Street.
 Hall, Mrs. Charles W., R. F. D. No. 1, Box 29.
 Peterson, Rosa J., R. No. 1.
 Augusta—Drummond, Mrs. Amy, 7 East Crescent Street.
 Smith, Miss Jennie, R. No. 4.
 Biddeford—Foss, Miss Sarah J., 397 Alfred Street.
 Small, Mrs. May, 29 Crescent Street.
 Gardiner—Bachelder, Mrs. Lizzie, 162 Northern Avenue.
 Corson, Mrs. Herbert, R. F. D. No. 15.
 Levant—Miller, Mrs. A. B.
 Lewiston—Maheux, Mrs. Phileas, Box 47, River Road.
 St. Pierre, Fred, R. No. 3.
 Lisbon—Davenport, Mrs. Joseph, Moody Road.
 Manchester—Welch, Mrs. William, R. F. D. No. 8, Hallowell.
 North Yarmouth—Lombard, Mrs. E. M.
 Poland—Tripp, Miss Evelyn C., White Oak Hill, Poland.
 Raymond—Symonds, Mrs. C. F., R. No. 1, Box 46.
 Sidney—Ward, Mrs. Ellen M., R. No. 3, Augusta.
 Solon—Jewett, Mr. Daniel, R. No. 4, Skowhegan.
 Windham—Mason, Mrs. Clara, North Windham.

LIST OF LICENSED MATERNITY HOSPITALS JUNE 30, 1920.

- The Aroostook Hospital, Houlton, 45 School Street.
 Mrs. C. R. Bartlett, Eliot (South Eliot).
 Mrs. Idala Beaupre, Brewer, 94 Holyoke Street.
 Elizabeth Britt, Rockland, 181 Limerock Street.
 Caribou Hospital, Caribou.
 Mrs. Louise H. Chase, Foxcroft, Cor. Main and Winter Sts.
 Dr. Ernest W. Files, Portland, 139 William Street.
 Fort Fairfield Hospital, Fort Fairfield.
 Mrs. Lillian M. Gordon, Portland, 21 State Street.
 The Grace Private Hospital, Bangor.

Miss Mary A. Gunn, Portland, 181 Pleasant Avenue.
 Georgia A. Hill, Skowhegan, 1 Silver Street.
 The Palm Street Hospital, Bangor, 88 Palm Street.
 Dr. C. W. Kinghorn, Kittery.
 Ida Spiller Lanpher, Dover, 4 South Street.
 Dr. Adam P. Leighton, Jr., Portland, 109 Emery Street.
 Mr. Guy L. Morrill, Portland, 308 Spring Street.
 Mrs. Mary A. Preble, Brewer, 95 Holyoke Street.
 The Queen's Hospital, Portland, Longfellow Square.
 Miss Emily Ranney, Bangor, 477 Essex Street.
 Dr. A. M. Ross, Farmington.
 The Ross Hospital, Sanford.
 Russell Private Hospital, Brewer, 23 Holyoke Street.
 St. Andrews Hospital, Boothbay Harbor (West).
 St. Barnabas Hospital, (Dr. Cousins) Portland.
 St. Margaret's Hospital, (Mrs. C. D. Scott) Presque Isle.
 Silsby Hospital, Rockland, 15 Summer Street.
 Sisters of Charity Hospital, Waterville.
 Somerset Hospital, (Dr. C. Earle Richardson) Skowhegan.
 Sweetser-Connick Private Hospital, Presque Isle, Dudley Street.
 Trull Hospital, Biddeford, 15 May Street.
 Union Hospital, (Susanna M. Parker) Fort Fairfield.
 Dr. A. G. Wiley, Buxton (Bar Mills).
 Mrs. Ida Williamson, Portland, 280 State Street.

LICENSES TO SOLICIT FUNDS FOR CHARITABLE OR BENEVOLENT PURPOSES.

Section 5 of chapter 147 of the Revised Statutes provides as follows:

"License for solicitation of charitable funds. No person, firm, corporation or association shall solicit funds for charitable or benevolent purposes outside of the municipality where such person resides or where such firm, corporation or association has its place of business, without having in full force a written license therefor from the state board of charities and corrections; provided, that this section shall not apply to any person or organization already under the supervision of said board on the third day of July, nineteen hundred and fifteen, by virtue of the provisions of this chapter. No license shall be granted for a term exceeding one year. It shall state the name of the licensee, his residence or place of business, and for what purpose the funds are to be solicited. The Board shall grant such license whenever it shall be shown to their satisfaction that the person or organization requesting the license is reputable and responsible and has suitable facilities for applying the funds to the purpose for which they are to be solicited, and that the records of such funds and the purpose for which they are used will be properly and accurately kept. Such license shall be furnished to the licensee without fee or charge, and may be revoked by the board whenever in its discretion it seems for the best interest of the public so to do."

Before issuing a license to solicit funds for charitable or benevolent purposes, the Board carefully assures itself that the organization will

conform to the conditions above cited. In the case of organizations whose place of business is outside the State, the Board avails itself of the National Investigation Bureau of New York City, an organization especially equipped for the investigation of the standing of corporations and societies working in more than one state.

LIST OF LICENSES TO SOLICIT FUNDS, IN FORCE JUNE 30, 1920.

American Committee for Devastated France, New York, N. Y.
American Red Cross of Washington, D. C., New England Division,
Boston, Mass.
Christian Civic League of Maine, Waterville, Maine.
French Heroes Lafayette Memorial Fund, Inc., New York, N. Y.
Good Will Home Association, Hinckley, Maine.
International Reform Bureau, Washington, D. C.
Maine Baby Saving Society, Bangor, Maine.
Maine Public Health Association, Augusta, Maine.
Maine Sea Coast Missionary Society, Bar Harbor, Maine.
National Allied Relief Committee, New York, N. Y.
Near East Relief, New York, N. Y.
New England Home for Little Wanderers, Aroostook Branch, Caribou,
Maine.
New England Home for Little Wanderers, Waterville Branch, Water-
ville, Maine.
Opportunity Farm, New Gloucester, Maine.
Penobscot Bay Bethel Mission, Rockland, Maine.
State Y. M. C. A., Waterville, Maine.

APPENDIX A

Poor Relief Statistics, 1919

1919—TABLE A—I.
EXPENDITURES—SUPPORT OF POOR, CHAPTER 29, REVISED STATUTES.
ANDROSCOGGIN COUNTY.

CHARITIES AND CORRECTIONS.

CITY OR TOWN.	Net cost of Maintaining Almshouse	Home Relief	Travelers & Vagrants	Paid Other Towns	Salaries etc., Overseers	Total	Population	Average cost per capita of Population
Auburn.....	\$784 41	\$3,348 39	-	\$208 18	\$340 32	\$5,181 30	15,064	\$ 32
Durham.....	-	910 99	-	150 74	-	1,061 73	1,625	56
East Livermore.....	767 26	1,469 33	\$6 95	185 60	-	2,429 14	2,641	85
Greene.....	-	172 80	-	154 00	-	326 80	773	22
Leeds.....	108 29	839 36	-	-	-	947 65	990	96
Lewiston.....	15,235 23	21,383 45	-	-	1,000 00	37,618 68	26,247	1 44
†Lisbon.....	2,539 03	3,243 79	-	123 50	-	5,906 32	4,116	1 40
Livermore.....	-	590 42	-	104 32	-	694 74	1,100	54
Mechanic Falls.....	-	2,032 43	15 87	-	-	2,048 30	1,678	1 22
Minot.....	-	457 75	-	-	-	457 75	786	58
Poland.....	216 50	2,496 25	-	-	-	2,712 75	1,382	1 96
Turner.....	*907 40	1,054 74	-	-	-	1,473 34	1,708	09
Wales.....	-	378 32	-	-	-	378 32	499	76
Webster.....	-	359 44	-	-	-	359 44	1,213	30
Totals.....	\$18,743 32	\$38,737 46	\$22 82	\$926 34	\$1,840 32	\$60,270 26	59,822	\$ 59

*Income exceeds the expense by this amount. †The buildings and records were burned and the report is therefore incomplete.

1919—TABLE A—2.

EXPENDITURES—SUPPORT OF POOR, CHAPTER 29, REVISED STATUTES.
AROSTOOK COUNTY.

CITY OR TOWN	Net cost of Maintaining Almshouse	Home Relief	Travelers & Vagrants	Paid Other Towns	Salaries etc. Overseers	Total	Population	Average cost per capita of Population
Allagash Pl.	-	-	-	-	-	-	245	-
Amity.....	-	\$217 00	-	-	-	\$217 00	375	\$ 58
Ashland.....	-	3,631 35	\$18 86	-	-	3,650 21	2,173	1 68
Bancroft.....	-	224 34	-	-	-	224 34	344	65
Benedicta.....	-	444 75	-	-	-	444 75	292	1 52
Blaine.....	-	595 50	-	\$398 14	-	993 64	1,013	59
Bridgewater.....	-	762 64	-	-	-	762 64	1,238	62
Caribou.....	\$1,524 67	4,481 42	15 00	-	-	6,021 09	5,377	1 90
Castle Hill.....	-	176 00	-	-	-	176 00	532	33
Chapman Pl.	-	203 25	-	107 37	-	310 62	426	48
Connor.....	-	439 00	-	-	-	439 00	609	73
Crystal.....	-	624 55	-	-	-	624 55	502	1 24
Dyer Brook.....	-	282 55	-	-	-	282 55	281	1 00
Eagle Lake.....	-	3,580 55	-	-	-	3,580 55	1,421	2 52
Easton.....	-	912 95	-	-	\$50 00	962 95	1,300	74
Fort Fairfield.....	-	4,809 88	2 35	-	-	4,812 23	4,381	1 10
Fort Kent.....	723 01	2,498 95	*	*	*	3,221 96	3,710	87
Frenchville.....	-	632 00	-	-	-	632 00	1,414	45
Grand Isle.....	-	599 42	-	33 56	-	632 98	1,317	45
Haynesville.....	-	1,443 05	-	-	-	1,443 05	272	5 30
carried forward.....	\$2,247 68	\$26,559 15	\$36 21	\$589 07	50 00	\$29,432 11	27,222	

* Report of city or town incomplete in this particular.

APPENDIX A.

1919—TABLE A—2—Continued.

AROOSTOOK COUNTY.

CITY OR TOWN.	Net cost of Maintaining Almshouse	Home Relief	Travelers & Vagrants	Paid to Other Towns	Salaries etc. Overseers	Total	Population	Average cost per capita of Population
carried forward.....	\$2,247 68	\$26,559 15	\$36 21	\$539 07	\$50 00	\$29,432 11	27,222	-
Hersey.....	-	-	-	-	-	-	186	-
Hodgdon.....	-	904 60	-	-	-	904 60	1,153	\$ 78
Houlton.....	†295 59	3,025 94	-	11 44	-	2,741 79	5,845	47
Island Falls.....	-	492 31	12 34	294 75	158 00	957 40	1,686	39
Limestone.....	-	650 71	-	-	-	650 71	1,293	50
Linneus.....	-	1,120 12	-	-	-	1,120 12	809	1 38
Littleton.....	-	1 00	-	-	-	1 00	1,026	-
Ludlow.....	-	-	-	-	-	-	412	-
Madawaska.....	-	973 75	-	106 94	10 00	1,090 69	1,831	54
Mapleton.....	-	421 06	-	499 16	-	920 22	1,120	37
Mars Hill.....	-	9 00	-	-	-	9 00	11,511	005
Masardis.....	-	371 30	23 00	-	-	394 30	650	61
Merrill.....	-	81 37	1 25	-	-	82 62	393	21
Monticello.....	-	2,096 22	*	*	*	2,096 22	1,297	1 62
New Limerick.....	-	390 22	-	-	-	390 22	481	81
New Sweden.....	-	108 00	-	-	-	108 00	905	12
Oakfield.....	-	518 54	-	-	-	518 54	928	56
Orient.....	-	-	2 00	-	-	2 00	187	02
Perham.....	-	237 46	-	-	-	237 46	785	30

CHARITIES AND CORRECTIONS.

* Report of city or town incomplete in this patricular.

† Income exceeds expense by this amount.

1919—TABLE A—2—Concluded.

AROOSTOOK COUNTY.

CITY OR TOWN.	Net cost of Maintaining Almshouse	Home Relief	Travelers & Vagrants	Paid Other Towns	Salaries etc. Overseers	Total	Population	Average cost per capita of Population
Portage Lake.....	-	313 33	*	*	*	313 33	500	\$ 63
Presque Isle.....	3,521 44	3,589 73	-	640 45	-	7,751 62	5,179	1 37
Reed Pl.....	-	617 88	-	100 95	-	718 83	537	1 15
Sherman.....	-	1,414 93	-	28 75	-	1,443 68	1,053	1 34
Smyrna.....	-	289 31	*	*	*	289 31	411	41
St. Agatha.....	-	4,138 35	-	138 42	125 00	4,401 77	1,533	2 78
†St. Francis Pl.....	-	-	-	-	-	-	918	-
Stockholm.....	-	129 43	-	-	-	129 43	715	18
Van Buren.....	63 29	2,805 34	19 20	143 67	208 00	3,239 50	3,065	1 01
Wade.....	-	334 03	-	-	-	334 03	318	1 05
Wallgrass Pl.....	-	939 00	-	22 00	50 00	1,011 00	896	1 10
Washburn.....	-	511 78	-	-	-	511 78	1,582	32
Westfield.....	-	796 57	-	-	5 00	801 57	689	1 16
Weston.....	-	513 15	-	-	-	513 15	390	1 32
Woodland.....	-	1,102 85	-	-	-	1,102 85	1,161	95
Total.....	\$5,536 82	\$55,456 43	\$94 00	\$2,525 60	\$606 00	\$64,218 85	67,771	\$ 89

* Report incomplete in this respect.

† No report filed.

APPENDIX A.

1919—TABLE A—3.

EXPENDITURES—SUPPORT OF POOR, CHAPTER 29, REVISED STATUTES.
CUMBERLAND COUNTY.

6

Crry OR TOWN	Net cost of Maintaining Almshouse	Home Relief	Travelers & Vagrants	Paid Other Towns	Salaries etc. Overseers	Total	Population	Average cost per capita of Population
Baldwin.....	\$ †25 00	\$831 75	—	\$ 93 73	—	\$900 48	791	\$1 02
Bridgton.....	†449 41	1,057 79	*	*	*	608 38	2,660	23
Brunswick.....	2,015 23	1,426 57	—	40 25	\$17 90	3,499 95	6,621	52
Cape Elizabeth.....	1,058 19	472 84	—	51 58	*	1,582 61	1,857	82
Casco.....	—	1,126 28	*	*	*	1,126 28	688	1 64
Cumberland.....	—	137 50	—	—	—	137 50	1,403	10
Falmouth.....	—	149 80	*	*	*	149 80	1,488	10
Freeport†.....	—	—	—	—	—	—	2,460	—
Gorham.....	447 97	1,664 77	—	—	150 00	2,262 74	2,822	80
Gray.....	†246 44	618 27	*	*	*	371 83	1,270	29
Harpwell.....	—	2,362 87	—	17 00	—	2,379 87	1,650	1 43
Harrison.....	1,039 63	1,025 36	—	—	—	2,064 99	967	2 13
Naples.....	—	42 83	—	—	—	42 83	786	06
New Gloucester.....	†863 74	491 55	\$18 00	99 52	100 00	**154 67	1,288	—
North Yarmouth.....	—	402 13	—	*	*	402 13	686	59
Otisfield.....	443 00	24 00	—	—	—	467 00	632	74
Portland.....	45,892 16	20,988 23	—	425 19	3,473 02	70,778 60	58,571	1 20
Pownal.....	—	1,186 11	7 00	—	—	1,193 11	625	- 91
Raymond†.....	—	—	—	—	—	—	677	—
Scarboro.....	252 68	45 00	9 50	—	—	307 18	1,945	16
Sebago.....	†75 00	303 85	—	—	—	228 85	536	43
South Portland.....	3,804 30	1,384 19	—	61 00	300 00	5,549 49	7,471	73
Standish.....	—	891 18	4 75	189 89	—	1,085 82	1,637	55
Westbrook.....	3,184 49	7,488 48	—	370 11	280 00	11,323 08	8,281	1 32
Windham.....	1,104 19	162 50	—	292 74	—	1,559 43	1,954	65
Yarmouth.....	115 13	1,599 69	—	518 66	—	2,233 48	2,358	73
Totals.....	\$57,697 38	\$45,883 54	\$39 25	\$2,159 67	\$4,320 92	\$110,100 76	112,074	\$ 96

CHARITIES AND CORRECTIONS.

* Record of city or town incomplete in this particular. † Income exceeds cost by this amount.
† No report filed. ** Almshouse income exceeds total cost of poor relief by this amount.

1919—TABLE A—4.
EXPENDITURES—SUPPORT OF POOR, CHAPTER 29, REVISED STATUTES.
FRANKLIN COUNTY.

CITY OR TOWN.	Net cost of Maintaining Almshouse	Home Relief	Travelers & Vagrants	Paid to Other Towns	Salaries etc. Overseers	Total	Population	Average cost per capita of Population
Avon.....	-	\$223 15	-	\$148 00	-	\$371 15	380	\$ 59
Carthage.....	-	207 60	-	-	-	207 60	282	73
Chesterville.....	-	634 99	\$2 00	243 88	-	880 87	627	1 02
Eustis.....	-	331 00	-	-	-	331 00	508	65
Farmington.....	-	1,652 81	-	-	-	1,652 81	3,210	51
Freeman.....	-	834 89	-	208 19	-	1,043 08	334	2 50
Industry.....	-	135 00	-	-	-	135 00	465	29
Jay.....	\$704 29	1,935 73	-	695 27	-	3,335 29	2,987	88
Kingfield.....	-	832 86	-	-	-	832 86	927	89
Madrid.....	-	-	-	-	-	-	264	-
New Sharon.....	-	1,111 01	1 50	-	-	1,112 51	955	1 16
New Vineyard.....	-	112 93	-	-	-	112 93	534	21
Phillips.....	-	621 78	-	-	-	621 78	1,423	44
Rangeley.....	-	143 06	1 50	-	-	144 56	1,154	12
Salem.....	-	-	-	65 86	-	65 86	181	-
Strong.....	-	540 90	1 50	-	-	542 40	720	75
Temple.....	-	1,160 77	-	-	-	1,160 77	403	2 87
Weld.....	-	119 25	-	-	-	119 25	574	21
Wilton.....	-	1,383 06	-	-	-	1,383 06	2,143	64
Totals.....	\$704 29	\$11,980 79	\$6 50	\$1,361 20	-	\$14,052 78	18,071	\$ 70

APPENDIX A.

1919—TABLE—A—5.
EXPENDITURES—SUPPORT OF POOR, CHAPTER 29, REVISED STATUTES.
HANCOCK COUNTY.

CITY OR TOWN.	Net cost of Maintaining Almshouse	Home Relief	Travelers & Vagrants	Paid Other Towns	Salaries etc. Overseers	Total	Population	Average cost per capita of Population
Amherst.....	-	\$334 24	-	-	-	\$334 24	275	\$1 21
Aurora.....	-	-	-	-	-	-	114	-
Bar Harbor.....	-	6,755 32	-	-	-	6,755 32	4,441	1 52
Blue Hill.....	-	1,428 51	-	-	-	1,428 51	1,462	97
Brooklin.....	-	1,016 12	-	\$648 14	\$29 00	1,693 26	936	1 12
Brooksville.....	-	1,270 58	-	-	-	1,270 58	1,176	1 07
Bucksport.....	\$2,024 37	408 33	\$7 52	-	-	2,440 22	2,216	1 10
Castine.....	-	1,139 01	-	-	-	1,139 01	933	1 21
Cranberry Isles.....	-	421 69	-	-	42 40	464 09	399	1 16
Deadham.....	-	183 12	-	-	-	183 12	353	52
Deer Isle.....	-	1,121 97	-	-	141 70	1,263 67	1,946	65
Eastbrook.....	-	576 93	-	-	-	576 93	213	2 69
Ellsworth.....	2,157 00	818 00	22 00	-	-	2,975 00	3,549	84
Franklin.....	-	14 50	-	176 13	-	190 63	1,161	01
Gouldsboro.....	-	1,181 17	-	135 25	18 45	1,334 87	1,349	89
Hancock.....	-	278 07	-	-	-	278 07	843	33

Lamoine.....	-	-	-	-	-	-	482	-
Mariaville.....	-	218 40	-	-	-	218 40	171	1 27
Mt. Desert.....	-	3,196 47	-	-	-	3,196 47	1,569	2 03
Orland.....	-	1,276 69	-	296 31	-	1,573 00	1,224	1 04
Otis.....	-	-	-	-	-	-	115	-
Penobscot.....	-	995 99	-	-	-	995 99	985	1 01
Sedgwick.....	-	313 47	-	-	-	313 47	909	33
Sorrento.....	-	54 24	-	-	4 50	58 74	147	40
Southwest Harbor.....	-	1,239 93	-	-	-	1,239 93	888	1 39
Stonington.....	-	480 28	-	-	30 00	510 28	2,038	25
Sullivan.....	-	498 48	-	-	-	498 48	1,132	44
Surry.....	-	710 45	-	-	-	710 45	734	97
Swans Island.....	-	1,497 42	-	-	-	1,497 42	749	2 00
Tremont*.....	-	959 38	-	67 00	50	1,076 38	*1,313	77
Trenton.....	-	379 68	-	-	-	379 68	354	1 07
Verona.....	-	70 00	-	-	-	70 00	229	31
Waltham.....	-	-	-	-	-	-	182	-
Winter Harbor.....	-	484 73	-	-	-	484 73	590	82
Totals.....	\$4,181 37	\$29,323 17	\$29 52	\$1,322 83	\$316 05	\$35,150 94	35,177	\$ 96

* Includes Long Island Plantation.

1919—TABLE A—6.
EXPENDITURES—SUPPORT OF POOR, CHAPTER 29, REVISED STATUTES.
KENNEBEC COUNTY.

CITY OR TOWN.	Net cost of Maintaining Almshouse	Home Relief	Travelers & Vagrants	Paid to Other Towns	Salaries etc. Overseers	Total	Population	Average cost per capita of Population
Albion.....	-	\$134 63	\$2 00	-	-	\$136 63	922	\$ 15
Augusta.....	\$7,983 67	5,512 47	-	\$174 17	\$1,050 00	14,720 31	13,211	1 10
Belgrade.....	-	392 76	5 57	-	-	398 33	1,037	38
Benton.....	1,248 48	344 75	-	-	-	1 593 23	1,194	1 33
Chelsea.....	-	577 98	-	-	-	577 98	3,216	18
China.....	-	278 73	1 00	-	-	279 73	1,297	23
Clinton.....	308 56	286 16	22 10	-	-	616 82	1,268	49
Farmingdale.....	-	466 35	-	-	-	466 35	823	57
Fayette.....	-	124 49	-	-	-	124 49	533	23
Gardiner.....	2,117 01	3,002 15	-	-	-	5,119 16	5,311	96
Hallowell.....	985 80	1,804 68	-	163 61	22 22	2,976 31	2,864	98
Litchfield.....	-	564 70	1 50	-	-	566 20	964	59

Manchester	-	33 57	-	-	-	33 57	601	04
Monmouth	*4,981 17	265 12	-	-	-	†4,716 05	1,386	-
Mt. Vernon	-	706 92	-	150 00	-	356 92	898	71
Oakland	432 96	3,283 99	6 00	-	-	3,722 95	2,257	1 65
Pittston	-	111 65	-	321 72	-	433 37	954	05
Randolph	-	110 79	-	-	-	110 79	1,017	11
Readfield	37 25	-	2 50	106 80	-	146 55	996	04
Rome	-	624 09	-	-	-	624 09	440	1 42
Sidney	1,274 00	538 00	20 00	-	-	1,832 00	927	1 97
Vassalboro	411 00	945 35	-	-	-	1,356 35	2,077	65
Vienna	-	62 80	-	96 90	-	159 70	403	40
Waterville	898 68	4,910 92	-	665 79	1,701 99	8,177 38	11,458	65
Wayne	-	22 80	-	-	-	22 80	595	04
West Gardiner	-	55 72	-	-	-	55 72	629	09
Windsor	-	506 58	1 00	-	-	507 58	706	72
Winslow	968 11	298 31	-	-	-	1,266 42	2,709	47
Winthrop	104 51	566 53	-	-	-	671 04	2,114	32
Totals	\$11,788 86	\$26,532 99	\$61 67	\$1,678 99	\$2,774 21	\$42,836 72	62,807	\$ 65

* Income exceeds cost by this amount. † Almshouse income exceeds total cost of poor relief by this amount.

1919—TABLE A—7.
EXPENDITURES—SUPPORT OF POOR, CHAPTER 29, REVISED STATUTES.
KNOX COUNTY.

CITY OR TOWN	Net cost of Maintaining Almshouse	Home Relief	Travelers & Vagrants	Paid Other Towns	Salaries etc. Overseers	Total	Population	Average cost per capita of Population
Appleton.....	—	\$959 20	—	—	—	\$959 20	843	\$1 14
Camden.....	—	1,829 31	—	—	—	1,829 31	3,015	61
Cushing.....	—	230 50	—	\$29 45	—	259 95	535	43
Friendship.....	\$509 07	436 19	—	—	—	945 26	776	1 22
Hope.....	—	347 56	—	10 00	—	357 56	497	72
†Hurricane Isle.....	—	—	—	—	—	—	256	—
Isle au Haut.....	—	—	—	—	—	—	160	—
North Haven.....	—	—	—	—	—	—	535	—
Rockland.....	495 18	6,776 27	—	330 97	\$780 11	8,382 53	8,174	98
Rockport.....	—	1,478 81	\$1 50	—	360 42	1,840 73	2,022	91
St. George.....	1,495 40	218 94	—	416 30	150 00	2,280 64	2,201	85
So. Thomaston.....	—	958 25	—	—	—	958 25	1,438	67
Thomaston.....	*2 15	282 59	—	83 92	—	364 36	2,205	13
Union.....	—	285 00	—	—	—	285 00	1,233	23
Vinalhaven.....	2,807 47	1,806 85	—	—	—	4,614 32	2,334	1 98
Warren.....	—	1,448 71	—	—	—	1,448 71	1,812	80
Washington.....	—	128 33	2 25	178 81	—	309 39	814	16
Totals.....	\$5,304 97	\$17,186 51	\$3 75	\$1,049 45	\$1,290 53	\$24,835 21	28,850	\$ 82

* Income exceeds cost by this amount.

† No report filed.

1919—TABLE A—8.

EXPENDITURES—SUPPORT OF POOR, CHAPTER 29, REVISED STATUTES.

LINCOLN COUNTY.

CITY OR TOWN.	Net cost of Maintaining Almshouse	Home Relief	Travelers & Vagrants	Paid to Other Towns	Salaries etc. Overseers	Total	Population	Average cost per capita of Population
Alna.....	-	-	-	\$20 00	\$6 50	\$26 50	457	\$ 02
Boothbay.....	*\$378 00	*\$422 00	-	-	-	†800 00	1,700	48
Boothbay Harbor.....	2,051 74	1,691 49	-	-	-	3,743 23	2,021	1 85
Bremen.....	-	-	-	-	-	-	550	-
Bristol.....	1,540 24	109 50	-	175 45	-	1,825 19	2,415	68
Damariscotta.....	-	-	\$3 80	-	-	3 80	771	49
Dresden.....	-	302 96	-	-	-	302 96	815	37
Edgecomb.....	-	70 00	-	-	-	70 00	513	14
Jefferson.....	-	405 85	-	-	-	405 85	1,030	39
New Castle.....	-	80 87	-	-	-	80 87	1,066	07
Nobleboro.....	-	636 52	2 00	-	-	638 52	775	82
‡Somerville.....	-	-	-	-	-	-	291	-
So. Bristol.....	-	711 27	-	44 00	6 10	761 37	800	90
Southport.....	-	361 07	-	-	-	361 07	409	88
Waldoboro.....	-	3,085 73	23 17	2 57	-	3,111 47	2,656	1 17
Westport.....	-	159 00	-	-	-	159 00	284	56
‡Whitefield.....	-	-	-	-	-	-	1,156	-
Wiscasset.....	519 71	332 00	14 50	-	-	866 21	1,287	67
Totals.....	\$4,489 69	\$8,368 26	\$43 47	\$242 02	\$12 60	\$13,156 04	19,696	\$ 65

*Estimated apportionment of contract price. †Lump sum contract. ‡No report on file.

APPENDIX A.

1919—TABLE A—9.
EXPENDITURES—SUPPORT OF POOR, CHAPTER 29, REVISED STATUTES.
OXFORD COUNTY.

CITY OR TOWN	Net cost of Maintaining Almshouse	Home Relief	Travelers & Vagrants	Paid Other Towns	Salaries etc. Overseers	Total	Population	Average cost per capita of Population
Albany.....	-	\$159 25	-	-	-	\$159 25	410	\$ 39
Andover.....	-	631 93	\$2 25	-	-	634 18	757	84
Bethel.....	*\$50 00	1,871 72	-	\$6 00	-	1,827 72	†2,129	86
Brownfield.....	-	439 22	2 00	-	-	441 22	933	47
Buckfield.....	194 23	1,045 93	-	47 35	-	1,287 51	1,087	1 13
Byron.....	-	610 95	-	-	-	610 95	187	3 26
Canton.....	*337 05	208 50	5 00	122 08	-	*1 47	1,013	-
Denmark.....	-	456 56	2 00	-	-	458 56	596	77
Dixfield.....	-	697 74	5 00	-	-	702 74	1,056	66
Fryeburg.....	270 04	1,076 55	4 83	-	\$515 59	1,867 01	1,282	1 45
Gilead.....	-	381 11	2 50	13 13	-	396 74	233	1 65
Greenwood.....	*375 72	293 05	-	-	-	*82 67	664	-
Hanover.....	-	184 12	-	-	-	184 12	196	94
Hartford.....	134 44	-	-	115 94	-	250 38	592	23
Hebron.....	-	262 50	7 00	438 00	-	707 50	603	45
Hiram.....	943 66	259 91	15 00	17 25	25 00	1,260 82	945	1 31

Lincoln Pl.....	-	-	-	-	-	-	307	-
Lovell.....	585 17	-	-	-	-	585 17	668	88
Mason.....	-	-	-	-	-	-	60	-
Mexico.....	-	1,657 14	-	-	-	1,657 14	2,065	79
Newry.....	-	359 38	-	-	-	359 38	271	1 32
Norway.....	1,911 62	1,492 30	-	-	788 00	4,191 92	3,002	1 39
Oxford.....	*900 38	2,642 79	-	152 50	-	1,894 91	1,221	1 43
Paris.....	679 49	911 31	26 70	-	-	1,617 50	3,436	47
Peru.....	-	404 21	-	-	-	404 21	746	54
Porter.....	253 53	55 50	-	-	325 00	634 03	864	73
Roxbury.....	-	779 22	-	-	-	779 22	311	2 50
Rumford.....	1,514 06	8,452 44	49 13	1,087 25	-	11,102 88	6,777	1 48
Stoneham.....	-	75 00	-	-	-	75 00	253	30
Stow.....	-	347 78	-	-	-	347 78	224	1 55
Sumner.....	-	1,548 40	-	-	-	1,548 40	762	2 16
Sweden.....	-	-	-	-	-	-	266	-
Upton.....	-	-	-	-	-	-	306	-
Waterford.....	562 00	349 64	-	-	-	911 64	934	98
Woodstock.....	-	1,046 91	4 78	-	-	1,051 69	808	1 30
Totals.....	\$5,385 09	\$28,701 06	\$126 19	\$1,999 50	\$1,653 59	\$37,865 43	35,964	\$1 00

* Income exceeds cost by this amount.

† Includes Milton Plantation.

1919—TABLE A—10.
EXPENDITURES—SUPPORT OF POOR, CHAPTER 29, REVISED STATUTES.
PENOBSCOT COUNTY

CITY OR TOWN.	Net cost of Maintaining Almshouse	Home Relief	Travelers & Vagrants	Paid Other Towns	Salaries etc. Overseers	Total	Population	Average cost per capita of Population
Alton.....	-	\$34 50	-	-	-	\$34 50	259	\$ 13
Argyle.....	-	480 03	-	-	-	480 03	233	2 06
Bangor.....	\$19,691 82	6,832 97	-	\$337 59	\$1,639 92	28,502 30	24,803	1 13
Bradford.....	-	858 56	-	8 25	9 00	875 81	930	93
Bradley.....	-	859 43	-	-	-	859 43	634	1 35
Brewer.....	1,134 71	3,578 69	-	260 08	475 83	5,449 31	5,667	91
Burlington.....	-	221 21	-	-	-	221 21	370	60
Carmel.....	-	240 73	-	-	-	240 73	1,050	23
Carroll.....	-	1,031 86	\$1 50	-	-	1,033 36	472	2 19
Charleston.....	597 76	-	-	58 50	-	656 26	864	69
Chester.....	-	204 98	-	-	-	204 98	349	59
Clifton.....	-	177 73	1 00	36 05	93 00	307 78	217	1 25
Corinna.....	50 70	809 93	-	-	-	860 63	1,237	69
Corinth.....	-	677 37	3 50	260 64	-	941 51	1,042	65
Dexter.....	1,348 15	1,283 45	-	-	-	2,631 60	3,530	74
Dixmont.....	-	356 52	3 25	-	-	359 77	757	47

*Drew Pl	-	-	-	-	-	-	247	-	-
*East Millinocket	-	-	-	-	-	-	923	-	-
Eddington	-	508 73	-	172 29	-	681 02	611	-	83
*Edinburg	-	-	-	-	-	-	45	-	-
Enfield	-	938 61	21 12	-	-	959 73	970	-	99
Etna	-	348 44	-	-	-	348 44	523	-	67
Exeter	-	-	-	-	-	-	888	-	-
Garland	192 77	-	-	29 44	10 00	232 21	817	-	25
Glenburn	-	119 00	-	-	-	119 00	457	-	26
Greenbush	-	172 84	-	-	-	172 84	485	-	36
Greenfield	-	229 10	-	-	-	229 10	195	-	1 17
Hampden	144 39	260 85	-	12 60	-	417 24	2,380	-	17
Hermon	-	470 33	1 60	-	-	471 33	1,210	-	39
Holden	-	651 46	-	-	-	651 46	609	-	1 07
Howland	-	292 69	3 00	-	-	295 69	494	-	60
Hudson	-	44 74	-	-	-	44 74	403	-	11
Kenduskeag	-	489 22	-	112 37	-	601 59	481	-	1 02
Kingman	-	836 98	-	-	-	836 98	741	-	1 12
Lagrange	-	494 35	-	-	-	494 35	590	-	84
carried forward	\$23,160 30	\$23,505 30	\$34 37	\$1,287 21	\$2,227 75	\$50,214 93	55,488	-	-

* No report on file.

1919—TABLE A—10—Concluded.

PENOBSCOT COUNTY.

City or Town	Net cost of Maintaining Almshouse	Home Relief	Travelers & Vagrants	Paid Other Towns	Salaries etc. Overseers	Total	Population	Average cost per capita of Population
Brought forward.....	\$23,160 30	\$23,505 30	\$34 37	\$1,287 21	\$2,227 75	\$50,214 93	55,483	
Lee.....	-	245 65	-	-	-	245 65	748	\$ 33
Levant.....	-	254 99	-	-	-	254 99	707	36
Lincoln.....	-	1,059 92	24 90	62 05	-	1,146 87	1,988	54
Lowell.....	-	75 00	3 10	-	-	78 10	259	30
Mattawamkeag.....	-	816 97	5 00	212 07	-	1,034 04	517	1 59
*Maxfield.....	-	-	-	-	-	-	79	-
Medway.....	-	199 25	-	-	-	199 25	489	41
Milford.....	-	603 42	-	-	-	603 42	967	62
Millinocket.....	-	5,048 32	-	-	-	5,048 32	3,368	1 50
*Mt. Chase.....	-	-	-	-	-	-	227	-
Newburg.....	-	291 04	-	-	-	291 04	694	42
Newport.....	623 04	320 42	-	207 57	11 55	1,162 58	1,747	55
Old Town.....	3,465 06	3,709 41	-	-	350 00	7,524 47	6,317	1 19
Orono.....	128 80	882 88	-	974 64	-	18,986 32	3,555	28
Orrington.....	-	1 008 72	-	-	-	1,008 72	1,219	83
Passadumkeag.....	-	1,075 75	3 00	307 40	-	1,386 15	445	2 42
Patten.....	-	336 73	15 00	-	-	351 73	1,406	25
Plymouth.....	†254 30	537 05	-	-	-	282 75	590	48
Prentiss.....	-	277 00	-	-	-	277 00	472	59
Springfield.....	-	-	-	-	-	-	459	-
Stacyville.....	-	-	-	-	-	-	577	-
Stetson.....	†30 00	50 35	-	-	-	20 35	480	04
Veazie.....	-	436 45	-	727 28	30 00	1,193 73	557	84
Winn.....	-	384 00	-	-	-	384 00	655	59
Woodville.....	-	-	-	-	-	-	125	-
Totals.....	\$27,092 90	\$41,118 62	\$85 37	\$3,778 22	\$2,619 30	\$74,694 41	84,130	\$ 84

* No report filed.

† Income exceeds cost by this amount.

1919—TABLE A—II.

EXPENDITURES—SUPPORT OF POOR, CHAPTER 29, REVISED STATUTES.
PISCATAQUIS COUNTY.

CITY OR TOWN.	Net cost of Maintaining Almshouse	Home Relief	Travelers & Vagrants	Paid Other Towns	Salaries etc. Overseers	Total	Population	Average cost per capita of Population
Abbott.....	-	\$238 45	\$1 50	-	-	\$239 95	705	\$ 34
Atkinson.....	-	296 63	-	-	-	296 63	528	56
Blanchard.....	-	95 50	-	-	-	95 50	175	54
Bowerbank.....	-	-	-	-	-	-	76	-
Brownville.....	-	1,548 82	11 80	-	-	1,560 62	1,808	86
Dover.....	\$630 81	125 88	26 50	\$310 76	\$327 15	1,421 10	2,091	53
Foxcroft.....	-	1,063 53	11 50	-	-	1,075 03	1,867	57
Greenville.....	-	1,581 96	-	-	-	1,581 96	1,474	1 07
Guilford.....	-	1,034 18	15 02	-	-	1,049 20	1,680	62
*Lake View Pl.....	-	-	-	-	-	-	245	-
Medford.....	-	90 82	1 50	-	-	92 32	262	35
Milo.....	-	2,240 67	4 11	-	-	2,244 78	2,556	88
Monson.....	-	1,029 33	7 50	40 25	-	1,077 08	1,243	83
Orneville.....	-	285 83	-	-	-	285 83	350	82
Parkman.....	-	539 03	1 00	-	-	540 03	646	83
Sangerville.....	-	836 32	3 60	176 99	-	1,016 91	1,319	64
*Sebec.....	-	-	-	-	-	-	549	-
*Shirley.....	-	-	-	-	-	-	334	-
*Wellington.....	-	-	-	-	-	-	393	-
*Williamsburg.....	-	-	-	-	-	-	138	-
Williamantic.....	-	125 00	-	-	-	125 00	271	46
Totals.....	\$630 81	\$11,131 95	\$84 03	\$528 00	\$327 15	\$12,701 94	18,710	\$ 65

* No report filed.

APPENDIX A.

1919—TABLE A—12.
EXPENDITURES—SUPPORT OF POOR, CHAPTER 29, REVISED STATUTES.
SAGADAHOC COUNTY.

CITY OR TOWN.	Net cost of Maintaining Almshouse	Home Relief	Travelers & Vagrants	Paid Other Towns	Salaries etc. Overseers	Total	Population	Average cost per capita of Population
Arrowsic.....	-	\$104 00	-	-	-	\$104 00	147	\$ 71
Bath.....	\$2,190 81	5,371 41	\$82 51	\$246 31	\$484 54	8,375 58	9,396	86
Bowdoin.....	-	371 37	-	-	-	371 37	814	46
*Bowdoinham.....	-	-	-	-	-	-	1,385	-
*Georgetown.....	-	-	-	-	-	-	742	-
Phippsburg.....	†35 00	119 98	-	-	-	84 98	1,097	08
Richmond.....	-	1,046 47	-	98 22	-	1,144 69	1,858	56
Topsham.....	-	135 28	-	-	-	135 28	2,016	07
West Bath.....	-	-	-	-	-	-	230	-
Woolwich.....	-	510 72	-	319 44	-	830 16	868	59
Totals.....	\$2,155 81	\$7,659 23	\$82 51	\$663 97	\$484 54	\$11,046 06	18,553	\$ 56

* No report on file.

† Income exceeds cost by this amount.

1919—TABLE A—13.

EXPENDITURES—SUPPORT OF POOR, CHAPTER 29, REVISED STATUTES.
SOMERSET COUNTY.

CITY OR TOWN	Net cost of Maintaining Almshouse	Home Relief	Travelers & Vagrants	Paid Other Towns	Salaries etc. Overseers	Total	Population	Average cost per capita of Population
Anson.....	\$284 51	\$923 71	-	-	-	\$1,208 22	2,909	\$ 41
Athens.....	-	664 30	-	\$150 28	-	814 58	914	73
Bingham.....	-	517 21	\$48 75	-	-	565 96	775	73
Brighton Pl.....	-	-	-	-	-	-	274	-
Cambridge.....	-	265 39	-	21 25	-	286 64	369	72
Canaan.....	-	996 40	-	-	-	996 40	874	1 14
Carratunk Pl.....	-	1,636 82	-	-	-	1,636 82	235	6 96
Concord.....	-	296 50	-	-	-	296 50	256	1 16
Cornville.....	411 50	366 15	-	-	-	777 65	720	1 08
Detroit.....	15 31	248 53	-	-	-	263 84	461	57
Embden.....	-	491 00	-	-	-	491 00	529	93
Fairfield.....	1,500 78	2,725 09	9 75	1,089 01	-	5,324 63	4,435	95
*Harmony.....	-	-	-	-	-	-	730	-
Hartland.....	†1,033 35	-	-	-	-	1,033 35	1,176	87
Jackman Pl.....	-	1,192 23	65 15	-	-	1,257 38	667	1 88
Lexington Pl.....	-	422 75	-	-	-	422 75	237	1 78
carried forward.....	\$3,245 45	\$10,746 08	\$123 65	\$1,260 54	-	\$15,375 72	15,561	

APPENDIX A.

1919—TABLE A—13.—Concluded.

CITY OR TOWN.	Net cost of Maintaining Almshouse	Home Relief	Travelers & Vagrants	Paid Other Towns	Salaries etc. Overseers	Total	Population	Average cost per capita of Population
carried forward.....	\$3,245 45	\$10,746 08	\$123 65	\$1,260 54	-	\$15,375 72	15,561	-
*Long Pond Pl.....	-	-	-	-	-	-	216	-
Madison.....	1,640 49	1,874 53	13 99	263 50	-	3,792 51	3,379	1 04
Mercer.....	-	319 58	3 00	-	-	322 58	441	73
Moose River Pl.....	-	137 84	-	-	-	137 84	251	55
Moscow.....	-	931 97	-	609 18	25 00	1,566 15	518	1 85
*New Portland.....	-	-	-	-	-	-	882	-
Norridgewock.....	-	1,738 70	-	-	-	1,738 70	1,608	1 08
Palmyra.....	-	46 00	-	-	-	46 00	960	05
Pittsfield.....	-	2,890 43	1 80	531 35	-	3,423 58	2,891	1 00
Ripley.....	-	536 82	-	-	-	536 82	434	1 24
St. Albans.....	933 47	393 06	-	-	-	1,326 53	1,027	1 29
Skowhegan.....	1,075 14	5,361 76	21 27	-	-	7,058 17	5,341	1 32
Smithfield.....	-	168 69	-	-	-	168 69	427	39
Solon.....	-	1,258 76	1 50	-	-	1,260 26	1,034	1 22
Starks.....	-	767 77	-	-	-	767 77	549	1 40
Totals.....	\$7,494 55	\$27,171 99	\$165 21	\$2,664 57	\$25 00	\$37,521 32	35,519	\$ 98

* No report filed.

† Decrease in inventory.

1919—TABLE A—14.
EXPENDITURES—SUPPORT OF POOR, CHAPTER 29, REVISED STATUTES.
WALDO COUNTY.

CITY OR TOWN.	Net cost of Maintaining Almshouse	Home Relief	Travelers & Vagrants	Paid Other Towns	Salaries etc. Overseers	Total	Population	Average cost per capita of Population
Belfast.....	\$3,368 82	\$187 33	—	—	—	\$3,556 15	4,618	\$ 77
Belmont.....	—	—	—	—	—	—	335	—
Brooks.....	—	184 14	\$10 50	—	—	194 64	704	28
Burnham.....	—	126 11	—	\$58 80	—	184 91	733	17
Frankfort.....	809 32	—	4 50	412 00	—	1,225 82	1,157	70
Freedom.....	—	282 51	—	—	—	282 51	480	59
Islesboro.....	—	1,039 19	—	223 81	—	1,263 00	877	1 18
*Jackson.....	—	—	—	—	—	—	416	—
Knox.....	—	511 43	—	—	—	511 43	511	1 00
Liberty.....	—	224 77	—	—	—	224 77	650	34
Lincolnvile.....	—	754 04	—	—	—	754 04	1,020	74
Monroe.....	†32 00	242 94	—	—	—	210 94	872	24
Montville.....	—	163 75	—	—	—	163 75	850	19
Morrill.....	—	—	—	—	—	—	353	—
Northport.....	—	463 00	—	—	—	463 00	518	89
Palermo.....	—	365 90	—	—	—	365 90	690	53
Prospect.....	—	286 06	—	—	—	286 06	597	48
Searsmont.....	—	208 60	—	—	—	208 60	828	26
Searsport.....	—	1,655 53	3 38	152 81	—	1,811 72	1,444	1 15
Stockton Springs.....	—	581 18	—	—	—	581 18	1,103	47
Swanville.....	—	—	—	—	—	—	467	—
Thorndike.....	—	387 80	—	—	—	387 80	525	74
Troy.....	65 82	189 28	—	83 28	—	338 38	768	44
Unity.....	—	808 62	—	—	—	808 62	899	90
Waldo.....	—	—	—	—	—	—	386	—
Winterport.....	709 99	110 92	—	—	—	820 91	1,582	52
Totals.....	\$4,921 95	\$8,773 10	\$18 38	\$930 70	—	\$14,644 13	23,483	\$58

* No report on file.

† Income exceeds expense by this amount.

1919—TABLE A—15.
EXPENDITURES—SUPPORT OF POOR, CHAPTER 29, REVISED STATUTES.
WASHINGTON COUNTY.

CITY OR TOWN	Net cost of Maintaining Almshouse	Home Relief	Travelers & Vagrants	Paid Other Towns	Salaries etc. Overseers	Total	Population	Average cost per capita of Population
Addison.....	-	\$355 99	-	\$90 31	\$20 00	\$466 30	985	\$ 45
Alexander.....	-	-	-	-	-	-	374	-
Baileyville.....	-	1,268 36	-	-	-	1,268 36	1,137	1 11
*Baring.....	-	-	-	-	-	-	228	-
Beddington.....	-	-	-	-	-	-	58	-
Brookton.....	-	-	\$4 50	-	-	4 50	237	02
Calais*.....	-	-	-	-	-	-	6,116	-
Centerville.....	-	173 00	-	15 00	12 00	200 00	91	2 06
*Charlotte.....	-	-	-	-	-	-	290	-
Cherryfield.....	-	1,420 12	5 00	-	-	1,425 12	1,499	95
Columbia.....	-	-	-	-	-	-	564	-
Columbia Falls.....	-	903 05	-	-	16 06	919 11	663	1 36
Cooper.....	-	89 27	-	-	-	89 27	190	47
Crawford.....	-	122 59	-	-	-	122 59	114	1 07
Cutler.....	-	346 67	-	-	-	346 67	585	59
Danforth.....	-	1,155 37	7 85	503 86	-	1,667 08	1,295	90
*Deblois.....	-	-	-	-	-	-	69	-
Dennysville.....	-	466 50	1 50	-	-	468 00	459	1 04
East Machias.....	-	715 90	-	-	-	715 90	1,392	51
*Eastport.....	-	-	-	-	-	-	4,961	-

CHARITIES AND CORRECTIONS.

*Edmunds.....	-	-	-	-	-	-	616	-
*Forest City.....	-	-	-	-	-	-	79	-
*Grand Lake Stream.....	-	-	-	-	-	-	290	-
Harrington.....	-	1,208 45	50	-	45 00	1,253 95	1,020	1 14
Jonesboro.....	-	-	-	-	-	-	519	-
*Jonesport.....	-	-	-	-	-	-	2,075	-
Lubec.....	-	1,432 48	-	-	-	1,432 48	3,363	42
Machias.....	-	768 39	5 88	-	-	774 27	2,089	37
Machiasport.....	\$157 33	91 64	-	-	-	248 97	1,218	20
*Marion.....	-	-	-	-	-	-	114	-
Marshfield.....	-	-	-	-	-	-	178	-
Meddybemps.....	-	-	-	-	-	-	124	-
Milbridge.....	-	1,152 08	-	-	-	1,152 08	1,550	74
Northfield.....	-	-	-	-	-	-	81	-
Pembroke.....	-	530 64	3 50	-	-	534 14	1,378	39
Perry.....	-	625 64	-	-	-	625 64	1,153	54
*Princeton.....	-	-	-	-	-	-	1,091	-
Robbinston.....	-	-	-	-	-	-	691	-
Roque Bluffs.....	-	-	-	-	-	-	105	-
Stuben.....	-	1,659 30	-	-	-	1,659 30	890	1 88
Talmage.....	-	-	-	-	-	-	100	-
Topsfield.....	-	194 25	-	-	-	194 25	250	77
Trescott.....	-	70 18	-	-	-	70 18	461	15
Vanceboro.....	-	644 67	-	-	-	644 67	623	1 03
Waite.....	-	-	-	-	-	-	162	-
Wesley.....	-	-	-	-	-	-	172	-
Whiting.....	-	-	-	-	-	-	368	-
Whitneyville.....	-	-	-	-	-	-	258	-
Totals.....	\$157 33	\$15,394 54	\$28 73	\$609 17	\$93 06	\$16,282 83	42,326	\$ 37

* No report on file.

APPENDIX A.

1919—TABLE A—16.

EXPENDITURES—SUPPORT OF POOR, CHAPTER 29, REVISED STATUTES.
YORK COUNTY.

CITY OR TOWN.	Net cost of Maintaining Almshouse	Home Relief	Travelers & Vagrants	Paid Other Towns	Salaries etc. Overseers	Total	Population	Average cost per capita of Population
Acton.....	\$2,260 00	\$235 55	—	—	—	\$2,495 55	603	\$4 14
Alfred.....	—	321 40	\$ 350 00	—	—	324 90	890	36
Berwick.....	—	1,159 67	—	—	—	1,159 67	2,098	55
Biddeford.....	8,229 41	15,200 00	—	\$172 00	\$1,550 93	25,152 34	17,079	1 46
Buxton.....	*25 00	1,476 35	7 15	—	100 00	1,558 50	1,675	93
Cornish.....	—	973 18	1 50	—	—	974 68	954	1 02
Dayton.....	—	426 03	—	—	—	426 03	395	1 08
Eliot.....	—	501 48	—	—	—	501 48	1,530	33
Hollis†.....	—	—	—	—	—	—	1,284	—
Kennebunk.....	—	2,378 95	37 60	53 57	—	2,470 12	3,099	78
Kennebunkport.....	1,479 76	580 96	—	240 37	—	2,301 09	2,130	78
Kittery.....	1,621 58	282 73	—	—	—	1,904 31	3,533	54
Lebanon.....	*370 21	596 28	—	—	—	226 07	1,316	8
Limerick.....	—	697 94	—	—	—	697 94	965	72
Limington.....	—	665 73	—	—	—	665 73	980	68
Lyman.....	—	1,374 50	—	—	—	1,374 50	615	2 23
Newfield.....	—	812 91	—	—	—	812 91	620	1 31
†No. Berwick.....	—	—	—	—	—	—	1,777	—
No. Kennebunkport.....	—	281 83	—	—	—	281 83	525	54
Old Orchard.....	—	2,822 40	—	—	—	2,822 40	961	2 94
Parsonfield.....	*466 14	881 15	—	20 00	—	435 01	1,057	41
Saco.....	5,770 76	776 25	—	—	—	6,547 01	6,583	99
Sanford.....	2,096 40	5,138 19	—	—	221 39	7,455 98	9,049	82
Shapleigh.....	*42 63	272 32	—	81 43	—	311 12	691	33
So Berwick.....	—	1,439 60	—	—	—	1,439 60	2,935	49
Waterboro†.....	—	—	—	—	—	—	997	—
Wells.....	—	—	—	—	—	—	908	—
York.....	1,590 88	654 51	30 50	—	90 00	2,365 89	2,802	84
Totals.....	\$22,144 81	\$39,949 91	\$80 25	\$567 37	\$1,962 32	\$64,704 66	68,051	\$ 94

* Income exceeds cost by this amount.

† No report on file.

1919—TABLE A—18.
ALMSHOUSE DATA—CHAPTER 29, REVISED STATUTES.

	INVENTORIES			Total	EXPENDITURES					Decrease in Inventories From Previous Report.
	Land & Buildings	Furniture & Supplies	Livestock, Farming Tools and Other Prop.		Salaries & Wages	Food Supplies	Clothing of Inmates	Repairs & Equipment	Other Purposes	
ANDROSCOGGIN COUNTY										
Auburn.....	\$20,000 00	\$1,442 15	\$5,075 20	\$26,517 35	\$1,814 95	\$1,351 55	\$89 26	\$408 41	\$4,192 56	-
East Livermore.....	2,400 00	-	120 00	2,400 00	-	248 31	6 84	6 84	27 41	\$1,897 25
Leeds.....	1,800 00	50 00	120 00	1,970 00	-	323 80	38 25	5 74	10 50	-
Lewiston.....	20,000 00	10,000 00	3,000 00	33,000 00	2,334 00	11,285 31	460 90	178 15	2,042 82	-
Lisbon*.....	1,000 00	*	*	1,000 00	333 33	*	*	355 75	*	4,587 50
LivermoreK.....	12,400 00	1728 50	11,168 75	14,297 25	-	-	-	-	-	-
Poland.....	2,700 00	500 00	2,512 00	5,712 40	663 56	258 55	-	90 29	1,129 90	-
Turner.....	1,500 00	100 00	2,765 50	4,365 50	759 79	419 06	150 00	-	2,240 97	-
AROOSTOOK COUNTY										
Caribou.....	9,500 00	1,051 00	3,074 25	13,625 25	1,194 00	1,325 00	111 00	325 00	3,190 44	-
Fort Kent.....	-	-	-	-	-	723 01	-	-	-	-
Houlton.....	5,000 00	2,287 54	1,469 00	8,756 54	1,609 08	1,163 84	149 18	163 35	2,348 68	-
Presque Isle.....	10,000 00	800 00	4,118 00	14,918 00	2,333 67	827 35	99 64	-	4,609 41	-
Reed Pl.....	200 00	-	-	200 00	-	-	-	-	-	-
Van Buren.....	-	100 00	-	100 00	-	-	58 29	-	-	5 00

	Total Expenditures	DEDUCTIONS.			NET COST Maintaining Almshouse.	No. Admitted during year.	No. discharged.	NUMBER REMAINING AT END OF YEAR.						Daily average no. present.	Average weekly per capita cost.
		Increase in Inventories	Income from Sales, Products, etc.	Total Deductions				Males under 16	Males 16 to 60	Males over 60.	Females under 16	Females 16 to 60	Females over 60		
ANDROSCOGGIN COUNTY.															
Auburn.....	\$7,856 73	\$2,017 35	\$5,054 97	\$7,072 32	\$784 41	17	11	-	1	4	-	-	1	8 +	\$1 79
East Livermore.....	2,179 81	-	1,412 55	1,412 55	767 26	-	-	-	-	-	-	-	-	-	-
Leeds.....	378 29	270 00	-	270 00	108 29	1	-	-	1	2	-	-	-	2	1 04
Lewiston.....	16,301 18	-	1,065 95	1,065 95	15,235 23	34	28	1	4	23	-	4	16	48	6 12
Lisbon A.....	45,276 58	-	2,737 55	2,737 55	42,539 03	A	A	A	A	A	A	A	A	A	A
Livermore.....	B	B	B	B	B	B	B	B	B	B	B	B	B	B	B
Poland.....	2,142 61	350 00	1,576 11	1,926 11	216 50	2	1	-	2	-	-	-	-	1	4 16
Turner.....	3,569 12	594 50	3,882 72	4,477 22	H907 40	1	-	-	-	-	-	-	1	1	I
AROOSTOOK COUNTY.															
Caribou.....	6,145 44	555 25	4,065 22	4,620 77	1,524 67	1	1	-	-	2	-	3	-	5	5 86
Fort Kent.....	723 01	-	-	723 01	723 01	B	B	B	B	B	B	B	B	B	B
Houlton.....	5,434 13	1,263 79	4,465 93	5,729 72	H295 59	3	5	-	-	7	-	-	2	8 +	I
Presque Isle.....	7,870 07	661 00	3,687 63	4,348 63	3,521 44	1	-	-	-	2	-	-	1	3	22 57
Reed Pl.....	-	-	-	-	-	-	-	-	-	-	-	-	-	-	-
Van Buren.....	63 29	-	-	-	63 29	-	2	-	-	-	-	-	-	C 2	61

A* Buildings burned—all records lost so report is incomplete.
 April 1st to Aug. 24.

B †—Record of city or town incomplete.
 H—Income exceeds expenditure by this amount.

C—Inmates were at Almshouse from
 I—Credit.

APPENDIX A.

1919—TABLE A—18—Continued.
 ALMSHOUSE DATA—CHAPTER 29, REVISED STATUTES.

	INVENTORIES			Total	EXPENDITURES					Decrease in Inventories From Previous Report.
	Land & Buildings	Furniture & Supplies	Livestock, Farming Tools and Other Prop.		Salaries & Wages	Food Supplies	Clothing of Inmates	Repairs & Equipment	Other Purposes	
CUMBERLAND COUNTY.										
Baldwin.....	\$4,000 00	\$50 00	\$25 00	\$4,075 00	-	-	-	-	-	-
Bridgton.....	3,500 00	1,165 85	939 00	5,604 85	\$563 12	\$212 32	-	\$153 00	\$317 50	-
Brunswick.....	1,500 00	700 00	600 00	2,800 00	360 00	1,430 13	\$194 18	101 78	620 67	-
Cape Elizabeth.....	3,500 00	1,300 00	1,668 40	6,468 40	757 59	800 00	-	469 00	-	-
Freeport.....	F	F	F	F	F	F	F	F	F	F
Gorham.....	3,809 75	498 95	2,083 50	6,392 20	679 20	484 61	15 55	59 46	689 73	-
Gray.....	2,500 00	555 85	3,399 95	6,455 80	440 00	G	G	G	2,496 21	-
Harrison.....	3,000 00	670 00	1,000 00	4,670 00	441 00	190 82	18 08	-	1,024 23	\$978 57
Naples ^E	D2,000 00	D400 00	D360 00	D2,760 00	-	-	-	-	-	-
New Gloucester.....	2,000 00	100 00	700 00	2,800 00	539 00	418 54	-	15 00	535 62	341 50
Otisfield.....	B	B	B	B	225 00	-	-	-	225 00	-
Portland.....	195,000 00	18,000 00	20,000 00	233,000 00	16,942 73	14,708 62	1,483 30	977 51	15,153 00	-
Scarboro.....	2,500 00	350 00	500 00	3,350 00	-	-	-	-	252 68	-
Sebago.....	3,000 00	200 00	100 00	3,300 00	-	-	-	-	-	-
So. Portland.....	11,000 00	500 00	450 00	11,950 00	957 26	1,153 50	54 00	183 07	1,456 47	-
Standish ^K	K	-	-	-	-	-	-	-	-	-
Westbrook.....	10,000 00	800 00	1,960 00	12,760 00	2,380 00	3,449 43	432 25	840 14	2,254 13	-
Windham.....	3,500 00	689 91	2,083 73	6,273 64	729 93	782 26	7 00	122 66	1,640 91	958 00
Yarmouth.....	2,500 00	233 00	1,803 00	4,536 00	594 92	429 47	-	103 67	1,049 21	-

	Total Expenditures	DEDUCTIONS.			NET COST Maintaining Almshouse.	No. Admitted during year.	No. Discharged.	NUMBER REMAINING AT END OF YEAR.						Daily average no. present.	Average weekly per capita cost.
		Increase in Inventories	Income from Sales, Products, etc.	Total Deductions				Males under 16	Males 16 to 60	Males over 60	Females under 16	Females 16 to 60	Females over 60		
CUMBERLAND COUNTY.															
Baldwin.....	-	\$25 00	-	\$25 00	\$H25 00	-	-	-	-	-	-	-	-	-	1
Bridgton.....	\$1,245 94	1,171 39	\$523 96	1,695 35	H449 41	-	-	-	-	-	1	-	-	1	1
Brunswick.....	2,706 76	530 00	161 53	691 53	2,015 23	2	2	-	7	-	-	-	-	15	\$2 58
Cape Elizabeth.....	2,026 59	968 40	-	968 40	1,058 19	5	5	-	-	2	-	8	-	2	10 17
Freeport <i>F</i>	-	-	-	-	-	-	-	-	-	-	-	-	-	-	-
Gorham.....	1,928 55	56 55	1,424 03	1,480 58	447 97	2	1	-	-	1	-	-	2	3	2 87
Gray.....	2,936 21	336 33	2,846 32	3,182 65	H246 44	2	2	-	1	1	-	-	-	2	1
Harrison.....	2,652 70	-	1,613 07	1,613 07	1,039 63	-	-	-	-	-	-	-	2	2	9 99
Naples <i>E</i>	-	-	-	-	-	-	-	-	-	-	-	-	-	-	-
New Gloucester.....	1,849 66	-	2,713 40	2,713 40	H863 74	-	-	-	-	1	-	-	-	1	1
Otisfield.....	433 00	<i>B</i>	<i>B</i>	<i>B</i>	443 00	-	-	-	-	1	-	-	-	2	4 26
Portland.....	49,265 16	1,800 00	1,567 00	3,367 00	45,898 16	569	569	<i>B</i>	<i>B</i>	<i>B</i>	<i>B</i>	<i>B</i>	<i>B</i>	150	5 88
Scarboro.....	252 68	-	-	-	252 68	1	1	-	1	-	-	-	-	1	4 84
Sebago.....	-	-	75 00	75 00	H75 00	-	-	-	-	-	-	-	-	-	1
So. Portland.....	3,804 30	-	-	-	3,804 30	9	-	-	3	1	-	2	-	4	10 +
Standish <i>K</i>	-	-	-	-	-	-	-	-	-	-	-	-	-	-	1
Westbrook.....	9,366 45	2,254 13	3,927 83	6,181 96	3,184 49	2	2	-	2	2	-	-	8	13	4 70
Windham.....	4,240 76	-	3,136 57	3,136 57	1,104 19	-	-	-	-	-	-	-	2	4	5 30
Yarmouth.....	2,132 27	-	2,017 14	2,017 14	115 13	-	1	-	-	-	-	-	1	1	3 48

B—Record of City or town incomplete. *D*—1917 Valuation—none since. *E*—Almshouse loaned for board of one pauper who died during year. *F*—No report filed. *G*—Included in "Other Purposes". *H*—Income exceeds expenditures by this amount. *I*—Credit. *K*—Almshouse closed.

	Total Expenditures	DEDUCTIONS.			NET COST Maintaining Almshouse.	No. Admitted during year.	No. discharged.	NUMBER REMAINING AT END OF YEAR.						Daily average no. present.	Average weekly per capita cost.
		Increase in Inventories	Income from Sales, Products, etc.	Total Deductions				Males under 16	Males 16 to 6	Males over 60.	Females under 16	Females 16 to 60	Females over 60		
FRANKLIN COUNTY.															
Jay.....	\$1,412 45	-	\$708 16	\$708 16	\$704 29	1	-	-	1	1	-	-	-	1	\$1 35
HANCOCK COUNTY.															
Bucksport.....	2,930 51	\$212 79	693 35	906 14	2,024 37	1	4	-	1	1	-	-	-	3	3 61
Ellsworth.....	2,342 00	50 00	135 00	185 00	2,157 00	5	4	-	1	3	-	1	1	8	5 18
KENNEBEC COUNTY.															
Augusta.....	15,048 64	-	7,064 97	7,064 97	7,983 67	16	19	-	4	10	-	3	3	22	6 98
Benton.....	1,248 48	-	-	-	1,248 48	1	3	-	-	-	-	1	1	3	7 99
China E.....	-	-	-	-	-	-	-	-	-	-	-	-	-	-	-
Clinton.....	1,761 65	-	1,453 09	1,453 09	308 56	1	1	-	-	1	-	-	2	2+	2 36
Gardiner.....	2,579 78	296 67	166 10	462 77	2,117 01	3	3	1	5	-	-	1	2	9	4 52
Hallowell.....	4,889 58	1,697 69	2,206 09	3,903 78	985 80	-	3	-	4	3	-	-	1	8	2 38
Monmouth.....	2,053 57	275 18	6,759 56	7,034 74	B4,981 17	1	-	-	-	2	-	-	1	3	G
Oakland.....	801 03	z	368 07	368 07	A39 94	A	A	A	A	A	A	A	A	A	A

E—Almshouse closed.

A—Record of city or town incomplete.

B—Income exceeds cost by this amount.

G—Credit.

1919—TABLE A—18—Continued.

ALMSHOUSE DATA—CHAPTER 29, REVISED STATUTES.

	INVENTORIES			Total	EXPENDITURES					Decrease in Inventories From Previous Report.
	Land & Buildings	Furniture & Supplies	Livestock, Farming Tools and Other Prop.		Salaries & Wages	Food Supplies	Clothing of Inmates	Repairs & Equipment	Other Purposes	
Pittston.....	A	A	A	A	A	A	A	A	A	A
Readfield.....	\$1,600 00	\$200 00	\$200 00	\$2,000 00	-	\$117 43	\$2 50	\$177 00	\$90 32	-
Sidney.....	3,000 00	100 00	600 00	3,700 00	\$450 00	800 00	10 00	150 00	-	\$84 00
Vassalboro.....	7,000 00	579 00	1,817 00	9,396 00	586 00	1,027 00	90 00	79 00	-	-
Waterville.....	12,000 00	500 00	1,500 00	14,000 00	998 26	1,014 08	211 12	1,656 42	-	-
Winslow.....	A	A	A	A	A	A	A	A	A	A
Winthrop.....	A	A	A	A	A	A	A	A	A	A
KNOX COUNTY.										
Friendship.....	1,800 00	200 00	100 00	2,100 00	-	304 68	10 50	51 49	142 40	-
Rockland.....	10,000 00	1,352 27	2,452 00	13,804 27	700 00	-	-	-	2,712 81	-
St. George.....	1,800 00	300 00	400 00	2,500 00	300 00	683 01	80 75	500 00	225 00	-
So. Thomaston.....	A	-	-	-	-	-	-	-	-	-
Thomaston.....	A	A	A	A	588 02	A	A	A	1,340 80	A
Vinalhaven.....	2,000 00	700 00	500 00	3,200 00	710 00	1,537 29	112 75	82 25	614 27	-
LINCOLN COUNTY.										
Boothbay.....	-	-	-	D	-	-	-	-	F378 00	D
Boothbay Harbor.....	1,200 00	75 00	175 00	1,450 00	426 50	501 83	53 55	222 24	885 66	-
Bristol.....	2,000 00	300 00	350 00	2,650 00	779 72	760 95	34 91	44 90	640 44	-
Wiscasset.....	A	A	A	A	A	A	A	A	A	A
	\$411,109 75	\$56,296 80	\$88,690 13	\$556,097 08	\$51,756 57	\$64,264 63	\$4,867 61	\$13,729 23	\$60,568 19	\$9,450 32

	Total Expenditures	DEDUCTIONS.			NET COST Maintaining Almshouse.	No. Admitted during year.	No. Discharged.	NUMBER REMAINING AT END OF YEAR.						Daily average no. present.	Average weekly per capita cost.
		Increase in Inventories	Income from Sales, Products, etc.	Total Deductions				Males under 16	Males 16 to 60	Males over 60	Females under 16	Females 16 to 60	Females over 60		
Pittston.....	A	A	A	A	A	A	A	A	A	A	A	A	A	A	-
Readfield.....	\$387 25	\$200 00	\$150 00	\$350 00	\$37 25	1	-	-	1	-	-	-	-	1	\$ 98
Sidney.....	1,494 00	-	220 00	220 00	1,274 00	1	3	-	-	2	-	-	-	3	8 17
Vassalboro.....	1,782 00	226 00	1,145 00	1,371 00	411 00	-	2	-	-	3	-	-	-	4	1 97
Waterville.....	3,879 88	-	2,981 20	2,981 20	898 68	25	27	-	4	4	-	1	-	13	1 33
Winslow.....	968 11	A	A	A	968 11	A	A	A	A	A	A	A	A	A	-
Winthrop.....	104 51	A	A	A	104 51	A	A	A	A	A	A	A	A	A	-
KNOX COUNTY.....															
Friendship.....	509 07	-	-	-	509 07	-	1	-	-	1	-	-	1	2	2 91
Rockland.....	3,412 81	1,451 74	1,465 89	2,917 63	495 18	24	19	-	6	7	-	1	4	20	48
St. George.....	1,788 76	-	293 36	293 36	1,495 40	1	1	-	-	4	-	-	-	4	7 19
So. Thomaston E.....	-	-	-	-	-	-	-	-	-	-	-	-	-	-	-
Thomaston.....	1,928 82	A	1,930 97	1,930 97	B2 15	A	A	A	A	A	A	A	A	A	G
Vinalhaven.....	3,056 56	-	249 09	249 09	2,807 47	3	5	-	1	2	-	1	3	9	6 00
LINCOLN COUNTY.....															
Boothbay.....	378 00	-	-	-	F378 00	A	A	-	1	-	-	-	-	1	7 27
Boothbay Harbor.....	2,089 78	-	38 04	38 04	2,051 74	-	-	-	1	2	-	-	-	3	13 15
Bristol.....	2,260 92	200 00	520 68	720 68	1,540 24	2	3	-	1	1	-	1	1	5	5 38
Wiscasset.....	535 71	-	16 00	16 00	519 71	A	A	A	A	A	A	A	A	A	-

G—Credit. A—Report of city or town incomplete in this particular. B—Income exceeds cost by this amount. E—Almshouse closed.
D—Institution by contractor. F—Estimated portion of contract price paid from almshouse care.

APPENDIX A.

1919—TABLE A—18—Continued.
ALMSHOUSE DATA—CHAPTER 29, REVISED STATUTES.

	INVENTORIES			Total	EXPENDITURES					Decrease in Inventories From Previous Report.
	Land & Buildings	Furniture & Supplies	Livestock, Farming Tools and Other Prop.		Salaries & Wages	Food Supplies	Clothing of Inmates	Repairs & Equipment	Other Purposes	
OXFORD COUNTY.										
Bethel.....	\$2,582 85	-	-	\$2,892 85	-	-	-	-	-	-
Bucksfield.....	2,500 00	-	-	2,500 00	-	-	-	\$194 23	-	-
Canton.....	2,500 00	\$390 00	\$2,860 00	5,750 00	\$1,059 95	\$793 13	\$33 30	42 51	\$252 65	-
Fryeburg.....	3,500 00	210 00	820 00	4,530 00	515 59	592 60	-	-	-	-
Greenwood.....	2,000 00	200 00	2,002 00	4,202 41	843 17	900 60	44 00	43 95	685 03	-
Hartford.....	1,800 00	-	720 00	2,520 00	400 00	2,094 53	-	-	-	-
Hiram.....	2,000 00	110 00	900 00	3,010 00	300 00	1,344 00	50 00	-	210 00	-
Level.....	3,500 00	400 00	600 00	4,500 00	350 00	202 41	20 00	100 00	453 22	-
Norway.....	2,500 00	544 90	4,534 00	7,579 80	788 00	1,473 31	49 17	779 24	220 95	-
Oxford.....	2,500 00	206 20	2,867 75	5,573 95	500 00	872 91	50 00	60 00	880 00	-
Paris.....	2,250 00	440 75	1,210 00	3,900 75	544 50	225 35	42 60	29 87	838 94	-
Porter.....	4,000 00	801 25	713 90	5,515 15	-	535 61	24 69	2 00	97 72	-
Rumford.....	10,000 00	4,046 00	2,775 00	16,821 00	1,599 78	635 03	41 60	172 42	1,837 00	-
Waterford.....	6,000 00	2,250 00	2,000 00	10,250 00	800 00	600 00	50 00	25 00	1,450 00	\$269 00

	Total Expenditures	DEDUCTIONS.			NET COST Maintaining Almshouse.	No. admitted during year.	No. discharged.	NUMBER REMAINING AT END OF YEAR.						Daily average no. present.	Average weekly per capita cost.
		Increase in Inventories	Income from Sales, Products, etc.	Total Deductions				Males under 16	Males 16 to 60	Males over 60.	Females under 16	Females 16 to 60	Females over 60		
OXFORD COUNTY															
Bethel.....	-	-	\$50 00	\$50 00	\$D50 00	-	-	-	-	-	-	-	-	-	<i>E</i>
Bucksfield.....	\$194 23	-	-	-	194 23	-	-	-	-	-	-	-	-	-	-
Canton.....	2,181 54	\$1,406 13	1,112 46	2,518 59	D337 05	-	-	-	-	-	-	-	-	-	<i>E</i>
Fryeburg.....	1,108 19	245 55	592 60	838 00	270 04	-	4	-	-	-	1	-	-	1	<i>A</i>
Greenwood.....	2,516 75	166 52	2,725 95	2,892 47	375 72	<i>D</i>	-	-	1	1	-	-	1	3	<i>E</i>
Hartford.....	2,494 53	-	2,355 09	2,359 09	134 44	-	-	-	1	-	-	-	-	1	2 58
Hiram.....	1,904 00	-	960 34	960 34	943 66	-	1	-	2	-	-	-	1	3	6 05
Lovell.....	1,125 63	-	540 46	540 46	585 17	-	1	-	-	1	-	-	-	4	-
Norway.....	1,399 05	209 98	1,709 07	1,399 05	1,911 62	-	-	-	-	2	-	1	1	4	9 19
Oxford.....	2,362 91	564 13	2,699 16	3,263 29	D900 38	-	-	1	1	1	-	-	-	3	<i>E</i>
Paris.....	1,681 26	-	1,001 77	1,001 77	679 49	-	-	1	1	1	-	-	-	2	6 53
Porter.....	660 02	-	406 49	406 49	253 53	1	1	-	1	3	-	1	1	4	-
Rumford.....	4,285 83	-	2,771 77	2,771 77	1,514 06	2	2	-	3	3	-	1	-	7	4 15
Waterford.....	3,199 00	-	2,637 00	2,637 00	562 00	-	1	-	1	-	-	-	-	1+	7 20

D—Income exceeds cost by this amount.

I—Credit.

A—Record of city or town incomplete in this particular.

1919—TABLE A—18—Continued.
ALMSHOUSE DATA—CHAPTER 29, REVISED STATUTES.

	INVENTORIES			Total	EXPENDITURES					Decrease in Inventories From Previous Report.
	Land & Buildings.	Furniture & Supplies	Livestock, Farming, Tools and Other Prop.		Salaries & Wages	Food Supplies	Clothing of Inmates	Repairs & Equipment	Other Purposes	
PENOBSCOT COUNTY.										
Bangor.....	\$80 00 00	\$3,000 00	\$6,000 00	\$99,000 00	\$7,726 53	\$4,545 60	\$954 62	\$1,189 81	\$7,046 68	-
Brewer.....	6,000 00	1,109 64	940 50	8,050 14	8,050 14	720 00	111 05	99 78	-	-
Carmel.....	1,500 00	-	-	1,500 00	-	-	-	-	-	-
Charleston.....	1,200 00	200 00	945 95	2,345 95	625 35	900 85	50 00	-	-	\$81 05
Corinna.....	1,400 00	-	-	1,400 00	-	-	-	-	50 70	-
Dexter.....	A	A	A	A	A	A	A	A	A	A
Dixmont.....	A	A	A	A	A	A	A	A	A	A
Exeter ^B	-	-	-	-	-	-	-	-	-	-
Garland.....	3,000 00	143 50	984 50	4,128 00	470 82	288 56	-	-	463 74	-
Hampden.....	5,000 00	300 00	1,460 00	6,760 00	-	-	-	36 65	107 74	-
Lincoln.....	A	-	-	-	-	-	-	-	-	-
Milford.....	500 00	-	-	-	500 00	-	-	-	-	-
Newport.....	5,000 00	375 23	2,541 52	7,916 75	520 00	384 41	-	12 66	1,394 38	-
Oldtown.....	8,000 00	1,500 00	2,375 00	11,875 00	1,637 00	1,455 00	200 00	287 90	682 02	-
Orono.....	3,000 00	1,000 00	1,000 00	5,500 00	293 64	7 46	7 00	-	3 30	-
Plymouth.....	1,600 00	-	-	1,600 00	-	-	-	171 30	-	-
Stetson.....	1,000 00	-	-	1,000 00	-	-	-	2,500 00	-	-
Winn.....	1,000 00	-	-	1,000 00	-	-	-	-	-	-

	Total Expenditures	DEDUCTIONS.			NET COST Maintaining Almshouse.	No. Admitted during year.	No. discharged.	NUMBER REMAINING AT END OF YEAR.						Daily average no. present.	Average weekly per capita cost.
		Increase in Inventories	Income from Sales, Products, etc.	Total Deductions				Males under 16	Males 16 to 60	Males over 60	Females under 16	Females 16 to 60	Females over 60		
PENOBSCOT COUNTY.															
Bangor.....	\$21,463 24	-	\$1,771 42	\$1,771 42	\$19 691 82	55	33	A	A	A	A	A	A	60	\$6 31
Brewer.....	2,777 44	\$690 04	952 69	1,642 73	1,134 71	5	4	-	1	4	-	-	-	5 +	3 97
Carmel.....	-	-	-	-	-	-	-	-	-	-	-	-	-	-	-
Charleston.....	1,657 25	-	-	-	597 76	-	-	-	-	2	-	-	-	3	3 83
Corinna.....	50 70	-	-	-	50 70	-	-	-	-	-	-	-	-	-	-
Dexter.....	1,348 14	A	A	A	1,348 14	A	A	A	A	A	A	A	A	A	A
Dixmont.....	A	A	A	A	A	A	A	A	A	A	A	A	A	A	A
Exeter B.....	-	-	-	-	-	-	-	-	-	-	-	-	-	-	-
Garland.....	1,223 12	2 30	1,028 05	1,030 35	192 77	-	-	-	-	-	-	-	-	-	-
Hampden.....	144 39	-	-	-	144 39	-	-	-	-	2	-	-	-	2	1 39
Lincoln.....	-	-	-	-	-	-	-	-	-	-	-	-	-	-	-
Milford.....	-	-	-	-	-	-	-	-	-	-	-	-	-	-	-
Newport.....	2,311 45	-	1,688 41	1,688 41	623 04	-	-	-	-	-	-	-	2	2	5 99
Oldtown.....	4,261 92	-	796 86	796 86	3,465 06	10	8	-	4	4	-	-	3	14	4 76
Orono.....	311 40	-	182 60	182 60	D128 80	2	2	A	A	A	A	A	1	1	2 48
Plymouth.....	171 30	300 00	125 00	425 00	254 30	-	-	-	-	A	-	-	-	-	E
Stetson.....	25 00	-	55 00	55 00	D30 00	-	-	-	-	-	-	-	-	-	E
Winn.....	-	-	-	-	-	-	-	-	-	-	-	-	-	-	-

A—Record of city or town incomplete in this particular. B—No report on file. D—Income exceeds cost by this amount. E—Credit.

1919—TABLE A—18—Continued.
ALMSHOUSE DATA—CHAPTER 20, REVISED STATUTES.

	INVENTORIES			Total	EXPENDITURES					Decrease in Inventories From Previous Report.
	Land & Buildings	Furniture & Supplies	Livestock, Farming, Tools and Other Prop.		Salaries & Wages	Food Supplies	Clothing of Inmates	Repairs & Equipment	Other Purposes	
PISCATAQUIS COUNTY										
Dover.....	\$5,000 00	\$1,029 00	\$1,239 00	\$7,268 00	\$630 48	\$367 66	\$19 00	\$9 95	\$1,113 94	-
SAGADAHOC COUNTY										
Bath.....	10,000 00	991 25	1,544 50	12,535 75	790 93	1,150 46	191 95	308 47	1,464 87	-
Bowdoinham A.....	-	-	-	-	-	-	-	-	-	-
Phippsburg.....	B	B	B	B	-	-	-	-	-	-
Richmond.....	1,500 00	-	-	1,500 00	-	-	-	-	-	-
Topsham.....	B	B	B	B	B	B	B	B	B	B
SOMERSET COUNTY										
Anson.....	B	B	B	B	B	B	B	B	B	B
Canaan.....	2,500 00	-	-	2,500 00	-	-	-	-	-	-
Cornville.....	1,350 00	-	-	1,350 00	367 78	C	37 52	6 20	-	-
Detroit.....	850 00	-	-	850 00	-	-	-	15 31	-	-
Fairfield.....	4,200 00	1,508 00	75 00	5,783 50	1,127 74	302 00	20 25	12 64	625 38	\$503 50
Hartland.....	1,800 00	71 40	245 25	2,116 65	-	-	-	-	-	1,033 35
Madison.....	4,750 00	635 00	2,118 00	7,503 00	1,148 19	562 93	80 75	-	1,182 14	-
Palmyra.....	1,500 00	-	-	1,500 00	-	-	-	-	-	-
St. Albans.....	B	B	B	B	B	B	B	B	B	B
Skowhegan.....	6,000 00	1,000 00	3,028 00	10,028 00	820 10	1,640 29	227 00	401 70	148 50	-

CHARITIES AND CORRECTIONS.

	Total Expenditures	DEDUCTIONS.			NET COST Maintaining Almshouse.	No. Admitted during year.	No. Discharged.	NUMBER REMAINING AT END OF YEAR.						Daily average no. present.	Average weekly per capita cost.
		Increase in Inventories	Income from Sales, Products, etc.	Total Deductions				Males under 16	Males 16 to 60	Males over 60	Females under 16	Females 16 to 60	Females over 60		
PRISCATAQUIS COUNTY.															
Dover.....	\$2,141 03	\$98 00	\$1,412 22	\$1,510 22	\$630 81	2	3	-	1	-	1	-	-	3	\$4 04
SAGADAHOC COUNTY.															
Bath.....	3,906 68	524 25	1,191 62	1,715 87	2,190 81	3	5	-	1	4	-	-	4	10	4 21
Bowdoinham A.....	-	-	-	-	F35 00	-	-	-	-	-	-	-	-	-	-
Phippsburg.....	-	-	35 00	35 00	-	-	-	-	-	-	-	-	-	-	G
Richmond.....	-	-	-	-	-	-	-	-	-	-	-	-	-	-	-
Topsham.....	B	B	B	B	B	B	B	B	B	B	B	B	B	B	B
SOMERSET COUNTY.															
Anson.....	1,091 99	-	807 48	807 48	284 51	B	B	B	B	B	B	B	B	B	-
Canaan.....	-	-	-	-	-	-	-	-	-	-	-	-	-	-	-
Cornville.....	411 50	-	-	-	411 50	-	-	-	1	-	-	-	1	3	2 63
Detroit.....	15 31	-	85 00	85 00	F69 69	-	-	-	-	-	-	-	-	-	G
Fairfield.....	2,591 51	-	1,090 73	1,090 73	1,500 78	1	1	-	-	1	-	-	1	2	14 43
Hartland.....	1,033 35	-	-	-	1,033 35	-	1	-	-	-	-	-	-	-	-
Madison.....	2,974 01	128 00	1,205 52	1,333 52	1,640 49	3	1	1	1	3	1	1	-	5+	6 15
Palmyra.....	-	-	-	-	-	-	-	-	-	-	-	-	-	-	-
St. Albans.....	1,109 18	-	165 71	165 71	933 47	B	B	B	B	B	B	B	B	B	-
Skowhegan.....	3,237 59	-	-	-	1,675 14	13	3	-	-	3	-	2	2	19+	1 65

A—No report on file.

B—Report incomplete in this particular.

C—Included in salaries and wages.

F—Income exceeds cost by this amount.

G—Credit.

APPENDIX A.

1919—TABLE A—18—Continued.
 ALMSHOUSE DATA—CHAPTER 29, REVISED STATUTES.

	INVENTORIES			Total	EXPENDITURES					Decrease in Inventories From Previous Report.
	Land & Buildings	Furniture & Supplies	Livestock, Farming Tools and Other Prop.		Salaries & Wages	Food Supplies	Clothing of Inmates	Repairs & Equipment	Other Purposes	
WALDO COUNTY										
Belfast.....	A	A	A	A	A	A	A	A	A	A
Burnham.....	\$1,300 00	-	-	\$1,300 00	-	-	-	-	-	-
Frankfort.....	1,800 00	\$195 35	\$1,134 80	3,130 15	-	\$1,906 00	D	D	D	-
Monroe.....	800 00	-	-	800 00	-	-	-	-	-	-
Troy.....	1,500 00	200 00	-	1,700 00	-	104 00	\$850 00	\$43 32	-	-
Winterport.....	1,500 00	-	1,680 50	3,180 50	\$400 00	E	E	E	\$1,451 21	-
WASHINGTON COUNTY										
Calais A.....	-	-	-	-	-	-	-	-	-	-
Eastport A.....	-	-	-	-	-	-	-	-	-	-
Jonesport A.....	-	-	-	-	-	-	-	-	-	-
Lubec A.....	-	-	-	-	-	-	-	-	-	-
Machias.....	1,200 00	-	-	1,200 00	-	-	-	-	-	-
Machiasport.....	157 33	-	-	157 33	-	-	-	-	-	-

CHARITIES AND CORRECTIONS.

	Total Expenditures	DEDUCTIONS.			Net cost Maintaining Almshouse.	No. Admitted during year.	No. Discharged.	NUMBER REMAINING AT END OF YEAR.						Daily average no. present.	Average weekly per capita cost.
		Increase in Inventories	Income from Sales, Products, etc.	Total Deductions				Males under 16	Males 16 to 60	Males over 60.	Females under 16	Females 16 to 60	Females over 60		
WALDO COUNTY.															
Belfast.....	\$3,368 82	-	-	-	\$3,668 82	A	A	A	A	A	A	A	A	A	-
Burnham.....	-	-	-	-	-	-	-	-	-	-	-	-	-	-	-
Frankfort.....	1,906 38	-	\$1,097 06	\$1,097 06	809 32	-	2	-	1	1	-	-	-	-	\$7 78
Monroe.....	-	-	32 00	32 00	F32 00	-	-	-	-	-	-	-	-	-	G
Troy.....	155 82	-	90 00	90 00	65 82	-	-	-	1	-	-	-	-	-	1 26
Winterport.....	1,851 21	-	1,141 21	1,141 21	709 99	-	-	-	1	1	-	1	-	3	4 55
WASHINGTON COUNTY.															
Calais A.....	-	-	-	-	-	-	-	-	-	-	-	-	-	-	-
Eastport A.....	-	-	-	-	-	-	-	-	-	-	-	-	-	-	-
Jonesport A.....	-	-	-	-	-	-	-	-	-	-	-	-	-	-	-
Lubec A.....	-	-	-	-	-	-	-	-	-	-	-	-	-	-	-
Machias.....	-	-	-	-	-	-	-	-	-	-	-	-	-	-	-
Machiasport.....	157 33	-	-	-	157 33	A	A	A	A	A	A	A	A	A	-

A—No report on file.

B—Report incomplete in this particular.

D—Included in food supplies.

E—Included in other purposes.

F—Income exceeds cost by this amount. G—Credit.


APPENDIX A.

1919—TABLE A—18—Concluded.
ALMSHOUSE DATA—CHAPTER 29, REVISED STATUTES.

	INVENTORIES			Total	EXPENDITURES					Decrease in Inventories From Previous Report.
	Land & Buildings	Furniture & Supplies	Livestock, Farming Tools and Other Prop.		Salaries & Wages	Food Supplies	Clothing of Inmates	Repairs & Equipment	Other Purposes	
YORK COUNTY										
Acton A.....	A	A	A	A	\$60 00	-	-	-	\$2,200 00	-
Alfred.....	\$4,000 00	-	-	\$4,000 00	-	-	-	-	-	-
Berwick.....	2,500 00	\$75 00	\$275 00	2,850 00	-	-	-	-	-	-
Biddeford.....	45,000 00	5,000 00	3,565 00	53,565 00	1,636 00	\$1,774 41	\$350 00	-	-	-
Buxton.....	2,500 00	100 00	430 16	3,030 16	-	-	-	-	-	-
Eliot.....	500 00	-	-	500 00	-	-	-	-	-	-
Hollis B.....	-	-	-	-	-	-	-	-	-	-
Kennebunk.....	1,000 00	-	-	1,000 00	-	-	-	-	-	-
Kennebunkport.....	2,500 00	-	-	2,500 00	1,010 00	C	33 58	-	436 12	-
Kittery.....	1,200 00	400 00	400 00	2,000 00	360 00	948 28	6 42	\$51 71	218 28	\$265 00
Lebanon.....	10,000 00	729 94	998 20	11,278 14	433 50	333 08	6 25	96 78	489 62	-
Parsonsfield.....	8,000 00	-	-	8,000 00	-	-	-	-	-	-
Saco.....	D	D	D	D	448 44	-	-	-	6,500 40	-
Sanford.....	2,000 00	500 00	812 00	3,312 00	674 13	795 89	32 33	8 50	1,194 12	-
Shapleigh.....	2,000 00	125 00	518 00	2,643 00	-	-	-	22 37	-	-
So. Berwick.....	2,500 00	100	312 00	2,912 00	-	-	-	-	-	-
Waterboro B.....	-	-	-	-	-	-	-	-	-	-
York.....	8,000 00	1,000 00	1,200 00	10,200 00	400 00	1,403 02	306 99	210 35	580 42	-
Total.....	\$726,659 63	\$87,684 21	\$146,515 66	\$959,912 01	\$89,588 33	\$94,124 39	\$7,916 18	\$18,188 85	\$94,847 26	\$11,602 22

	Total Expenditures	DEDUCTIONS.			NET COST Maintaining Almshouse.	No. Admitted ring year.	No. discharg- ed.	NUMBER REMAINING AT END OF YEAR.						Daily average no. present.	Average week- ly per capita cost.
		Increase in Inventories	Income from Sales, Prod- ucts, etc.	Total Deductions				Males under 16	Males 16 to 60	Males over 60.	Females under 16	Females 16 to 60	Females over 60		
YORK COUNTY.															
Acton A.....	\$2,260 00	-	-	-	\$2,260 00	1	1	-	-	-	-	-	-	-	-
Alfred.....	-	-	-	-	-	-	-	-	-	-	-	-	-	-	-
Berwick.....	-	-	-	-	-	-	-	-	-	-	-	-	-	-	-
Biddeford.....	10,360 41	-	\$2,131 00	\$2,131 00	8,229 41	12	17	D	D	D	D	D	D	31	\$5 10
Buxton.....	-	-	-	-	E25 00	-	-	-	-	-	-	-	-	-	F
Eliot.....	-	-	-	-	-	-	-	-	-	-	-	-	-	-	-
Hollis B.....	-	-	-	-	-	-	-	-	-	-	-	-	-	-	-
Kennebunk.....	-	-	-	-	-	-	-	-	-	-	-	-	-	-	-
Kennebunkport.....	1,479 76	-	-	-	1,479 76	2	-	-	-	5	-	-	-	3	9 48
Kittery.....	1,849 69	-	228 11	228 11	1,621 58	-	-	-	-	-	-	-	-	4	7 80
Lebanon.....	1,395 23	\$725 91	1,003 53	1,729 44	E370 21	1	2	D	D	D	D	D	4	1	F
Parsonsfeld.....	173 00	-	639 14	639 14	E466 14	-	-	-	-	-	-	-	-	-	F
Saco.....	6,948 84	-	1,178 08	1,178 08	5,770 76	2	9	D	D	D	D	D	15	7 40	
Sanford.....	2,704 97	-	608 57	608 57	2,096 40	2	3	-	1	3	-	1	2	7	5 76
Shapleigh.....	22 37	-	65 00	65 00	E42 63	-	-	-	-	-	-	-	-	-	F
So. Berwick.....	-	-	-	-	-	-	-	-	-	-	-	-	-	-	-
Waterford B.....	-	-	-	-	-	-	-	-	-	-	-	-	-	-	-
York.....	2,900 78	-	1,309 90	1,309 90	1,590 88	2	4	-	4	4	-	1	-	10	2 06
Total.....	\$319,340 91	\$22,524 57	\$118,202 17	\$140,206 89	\$178,650 94	858	837	4	78	153	2	41	86	644	5 34

A—No inventory taken by town. B—No report on file. C—Included in salary of Superintendent. D—Report of city incomplete in this particular.
E—Income exceeds cost by this amount. F—Credit.



APPENDIX A

Poor Relief Statistics, 1920

1920—TABLE A—I
EXPENDITURES—SUPPORT OF POOR, CHAPTER 29, REVISED STATUTES.
ANDROSCOGGIN COUNTY

CITY OR TOWN	Net Cost of Maintaining Almshouse	Home Relief	Travelers & Vagrants	Paid Other Towns	Salaries Etc. Overseers	Total	Population	Average Cost Per Capita of Population
Auburn.....	\$1,874 38	\$1,536 66	-	\$17 18	\$1,010 59	\$4,438 81	15,064	\$ 29
Durham.....	-	976 82	-	-	-	976 82	1,625	64
East Livermore.....	2,200 00	4,733 30	-	212 77	-	2,746 07	2,641	96
Greene.....	-	27 50	\$2 50	143 35	-	173 35	773	04
Leeds.....	533 79	262 30	1 50	890 75	32 64	1,720 98	990	84
Lewiston.....	6,988 68	27,679 41	-	673 74	2,087 07	37,428 90	26,247	140
Libson.....	-	3,495 67	33 05	541 86	-	4,070 58	4,116	86
Livermore.....	-	427 00	-	837 63	-	1,264 63	1,110	38
Mechanic Falls.....	-	2,655 46	16 93	-	-	2,672 39	1,678	159
Minot.....	-	390 83	-	-	-	390 83	786	50
Poland.....	1,237 52	1,334 05	-	-	-	2,571 57	1,382	186
Turner.....	61,526 94	793 20	-	-	-	6733 74	1,708	-
Wales.....	-	670 38	-	-	5 00	675 38	499	35
Webster.....	-	104 73	1 00	169 09	-	274 82	1,213	23
Totals.....	\$6,907 43	\$45,087 31	\$54 98	\$3,486 37	\$3,135 30	\$58,671 39	59,832	\$92

(a) Income exceeds expense by this amount.

(b) Almshouse income exceeds total cost of poor relief by this amount.

1920—TABLE A—2.

EXPENDITURES—SUPPORT OF POOR, CHAPTER 29, REVISED STATUTES.

AROOSTOOK COUNTY

CITY OR TOWN	Net Cost of Maintaining Almshouse	Home Relief	Travelers & Vagrants	Paid Other Towns	Salaries, Etc. Overseers	Total	Population	Average Cost Per Capita of Population
(b) Allagash Pl.....	-	-	-	-	-	-	245	-
Amity.....	-	\$164 73	-	-	-	\$164 73	375	\$ 44
Ashland.....	3,068 42	-	\$20 50	-	-	3,088 92	2,173	142
Bancroft.....	-	349 11	-	-	-	349 11	344	1 01
Benedicta.....	-	-	-	-	-	-	292	-
Blaine.....	-	416 49	-	\$399 95	-	816 44	1,013	41
Bridgewater.....	-	538 83	-	-	-	538 83	1,238	43
Caribou.....	a \$4,661 66	5,898 82	-	49 78	-	1,286 94	5,377	1 82
(b) Cary Pl.....	-	-	-	-	-	-	340	-
Caswell Pl.....	-	391 00	-	-	-	391 00	529	74
Castle Hill.....	-	966 45	-	223 50	-	1,189 95	532	1 82
Chapman.....	-	105 00	-	221 22	-	326 22	426	25
Connor.....	-	304 00	-	-	-	304 00	609	50
Crystal.....	-	236 33	-	49 70	-	286 03	502	47
Cyr Pl.....	-	-	-	-	-	-	531	-
Dyer Brook.....	-	311 29	1 50	-	-	312 79	281	1 11
E. Pl.....	-	165 82	-	-	-	165 82	126	1 32
Eagle Lake.....	-	4,113 71	-	155 00	\$216 00	4,484 71	1,421	3 05
Easton.....	-	872 22	-	-	25 00	897 22	1,300	69
Fort Fairfield.....	-	6,299 67	1 00	-	-	6,300 67	4,381	1 44
Fort Kent.....	-	2,081 38	-	108 00	-	2,189 38	3,710	56
Frenchville.....	-	1,428 73	-	-	-	1,428 73	1,414	1 01
Garfield Pl.....	-	-	-	-	-	-	121	-
Glenwood Pl.....	-	-	-	-	-	-	128	-
Grand Isle.....	-	589 40	-	-	-	589 40	1,317	45
Hamlin Pl.....	-	34 50	-	-	-	34 50	657	05
Hammond Pl.....	-	-	-	-	-	-	115	-
Haynesville.....	-	1,282 89	1 50	-	-	1,284 39	272	4 72

(b) No report filed.

(a) Income exceeds expense by this amount.

OF CHARITIES AND CORRECTIONS

49

1920—TABLE A—2—CONTINUED.

AROOSTOOK COUNTY

CITY OR TOWN	Net Cost of Maintaining Almshouse	Home Relief	Travelers & Vagrants	Paid Other Towns	Salaries, Etc., Overseers	Total	Population	Average Cost Per Capita of Population
Hersey	-	-	-	-	-	-	183	-
Hodgdon	-	\$325 84	-	\$81 50	-	\$407 34	1,153	\$ 28
Houlton	a \$5,425 78	4,928 63	-	-	-	c 497 15	5,845	-
Island Falls	-	454 70	\$3 25	567 00	\$100 00	1,124 95	1,686	33
Limestone	-	245 21	-	-	2 86	248 07	1,293	19
Linneus	-	584 45	-	178 29	-	762 74	809	72
Littleton	-	150 21	-	-	-	150 21	1,026	15
Ludlow	-	-	-	-	-	-	412	-
Macwahoc Pl.	-	248 24	-	-	-	248 24	147	1 69
Madawaska	-	1,048 00	-	-	-	1,048 00	1,831	57
Mapleton	-	-	-	-	-	-	1,120	-
Mars Hill	-	50 20	1 00	-	-	51 20	1,511	03
Masardis	-	648 37	-	-	-	648 37	650	1 00
Merrill	-	22 50	-	-	-	22 50	393	06
Monticello	-	2,286 19	-	20 19	-	2,306 38	1,297	1 76
Moro Pl.	-	438 90	-	-	-	438 90	189	2 32
(b) Nashville Pl.	-	-	-	-	-	-	27	-
New Canada	-	144 00	-	-	-	144 00	590	24
New Limerick	-	313 45	-	-	-	313 45	481	65
New Sweden	-	108 00	-	-	-	108 00	905	12
Oakfield	-	650 64	-	-	-	650 64	928	70
Orient	-	131 50	-	-	-	131 50	187	70
Oxbow Pl.	-	-	-	-	-	-	181	-
Perham	-	1,125 45	-	-	-	1,125 45	785	1 43
(b) Portage Lake	-	-	-	-	-	-	500	-
Presque Isle	a 3,478 64	1,383 10	-	-	-	c 2,095 54	5,179	-
Reed Pl.	-	445 62	3 00	-	-	76 01	1,053	07
St. Agatha	-	4,395 32	-	-	50 00	4,445 32	1,533	2 90

1920—TABLE A—2—CONCLUDED.

AROOSTOOK COUNTY

CITY OR TOWN	Net Cost of Maintaining Almshouse	Home Relief	Travelers & Vagrants	Paid Other Towns	Salaries, Etc. Overseers	Total	Population	Average Cost Per Capita of Population
St. Francis Pl.....	-	\$727 08	-	-	-	\$727 08	918	\$ 08
(b) St. John Pl.....	-	-	-	-	-	-	571	-
Sherman.....	-	535 81	\$8 50	\$368 74	-	913 05	537	1 01
Silver Ridge Pl.....	-	-	-	-	-	-	155	-
(b) Smyrna.....	-	-	-	-	-	-	411	-
Stockholm.....	-	134 81	-	-	-	134 81	715	19
Van Buren.....	-	5,773 19	50	-	\$100 00	5,873 69	3,065	1 91
Wade.....	-	422 90	-	-	-	422 90	318	1 33
Wallagrass Pl.....	-	1,654 26	-	-	50 00	1,704 26	1,004	1 70
Washburn.....	-	485 46	-	-	-	485 46	1,583	31
Westfield.....	-	665 31	-	-	-	665 31	689	96
Westmanland Pl.....	-	-	-	-	-	-	104	-
Weston.....	-	708 53	-	-	-	708 53	390	1 82
Winterville Pl.....	-	-	-	-	-	-	267	-
Woodland.....	-	1,615 82	-	24 50	-	1,640 32	1,161	1 82
Totals.....	\$13,938 69	\$62,470 48	\$40 75	\$2,447 37	\$543 86	\$51,563 77	73,564	\$67

- (a) Income exceeds expense by this amount.
- (b) No report filed.
- (c) Almshouse income exceeds total cost of poor relief by this amount.

1920—TABLE A—3.

EXPENDITURES—SUPPORT OF POOR, CHAPTER 29, REVISED STATUTES.
CUMBERLAND COUNTY

52

REPORT OF THE STATE BOARD

CITY OR TOWN	Net Cost of Maintaining Almshouse	Home Relief	Travelers & Vagrants	Paid Other Towns	Salaries, Etc. Overseers	Total	Population	Average Cost Per Capita of Population
Baldwin.....	-	\$1,396 37	-	-	-	\$1,396 37	791	\$1 76
Bridgeton.....	a\$3,130 31	379 01	-	-	-	62,751 30	2,660	1 03
Brunswick.....	2,464 05	704 09	-	\$918 60	-	4,086 74	6,621	58
Cape Elizabeth.....	470 23	244 15	-	-	-	714 38	1,857	77
Casco.....	-	1,312 15	-	718 58	-	2,030 73	688	1 92
Cumberland.....	-	-	\$2 00	-	-	2 00	1 403	.001
Falmouth.....	-	294 91	-	-	-	294 91	1,488	20
Freeport.....	1,480 00	56 00	16 00	23 54	-	1,575 54	2,460	63
Gorham.....	1,461 46	933 44	-	-	-	2,394 90	2,822	85
Gray.....	a198 48	116 81	-	176 69	\$587 00	682 02	1,270	40
Harpswell.....	-	1,513 89	-	-	-	1,513 89	1,650	92
Harrison.....	305 23	-	-	-	-	305 23	967	31
Naples.....	580 16	77 92	6 00	-	-	664 08	736	90
New Gloucester.....	387 98	402 81	-	-	-	790 79	1,228	64
North Yarmouth.....	-	534 38	-	-	-	534 38	686	78
Otisfield.....	246 19	563 94	1 00	213 85	50 00	1,074 98	632	1 36
Portland.....	58,121 75	22,125 76	-	1,938 61	4,019 90	86,296 02	58,571	1 44
Pownal.....	-	310 75	-	812 56	-	1,123 31	625	50
Raymond.....	a72 00	108 66	1 25	381 53	-	419 44	677	05
(a)Scarboro.....	-	-	-	-	-	-	1,945	-
Sebago.....	a1,832 00	307 83	-	-	-	61,524 17	536	-
South Portland.....	3,137 86	1,370 22	-	55 00	200 00	4,763 08	7,411	63
Standish.....	a100 00	463 86	6 50	-	-	370 36	1,637	29
Westbrook.....	3,319 67	7,207 78	-	283 97	454 12	11,265 54	8,281	1 33
Windham.....	a570 95	1,008 58	7 50	544 52	-	989 65	1,954	23
Yarmouth.....	803 28	818 23	-	182 91	-	1,804 42	2,358	69
Totals.....	\$66,874 12	\$42,341 54	\$40 25	\$6,250 36	\$5,311 02	\$120,817 29	112,014	\$1 02

(a) Income exceeds expense by this amount.

(b) Almshouse income exceeds total cost of poor relief by this amount, due to increased inventories.

(c) No report filed.

1920—TABLE A—4.
EXPENDITURES—SUPPORT OF POOR, CHAPTER 29, REVISED STATUTES.
FRANKLIN COUNTY

CITY OR TOWN	Net Cost of Maintaining Almshouse	Home Relief	Travelers and Vagrants	Paid Towns	Salaries Etc. Overseers	Total	Population	Average Cost of Population Per Capita
Avon.....	-	\$474 48	-	\$148 00	\$18 00	\$640 48	350	\$1 30
Carthage.....	-	394 58	-	-	-	394 58	292	1 35
Chesterville.....	-	881 32	-	-	-	881 32	627	1 40
Coplin Pl.....	-	-	-	-	-	-	81	-
Dallas Pl.....	-	34 90	-	-	-	34 90	166	21
Eustis.....	-	-	-	-	-	-	508	-
Farmington.....	-	1,782 83	-	56 50	-	1,839 33	3,210	55
Freeman.....	-	343 85	-	184 16	-	528 11	334	1 03
Industry.....	-	116 25	-	362 37	-	478 62	465	25
Jay.....	a\$309 46	1,075 48	-	1,425 25	-	2,191 27	2,987	26
Kingfield.....	-	913 00	-	-	-	9 13	927	.009
Lang Pl.....	-	-	-	-	-	-	62	-
Madrig.....	-	-	\$3 00	-	-	3 00	264	01
New Sharon.....	-	1,480 74	-	-	-	1,480 74	955	55
New Vineyard.....	-	52 00	-	-	88 94	140 49	543	26
Phillips.....	-	823 67	-	-	-	823 67	1,423	58
Rangeley.....	-	171 40	-	-	-	171 40	1,154	15
Rangeley Pl.....	-	-	1 50	-	-	1 50	190	.0 07
Salen.....	-	16 00	-	-	-	16 00	181	09
Sandy River Pl.....	-	-	-	-	-	-	78	-
Strong.....	-	930 50	-	-	-	930 50	720	1 29
Temple.....	-	711 27	-	208 81	-	920 08	403	1 76
Weld.....	-	118 37	1 50	-	-	119 87	574	21
Wilton.....	-	957 87	-	-	-	957 87	2,143	45
Totals.....	a\$309 46	\$10,374 74	\$6 00	\$2,385 09	\$106 49	\$12,562 86	18,667	\$54

(a) Income exceeds expense by this amount.

OF CHARITIES AND CORRECTIONS

1920—TABLE A—5.
EXPENDITURES—SUPPORT OF POOR, CHAPTER 29, REVISED STATUTES.
HANCOCK COUNTY

REPORT OF THE STATE BOARD

CITY OR TOWN	Net Cost of Maintaining Almshouse	Home Relief	Travelers and Vagrants	Paid Other Towns	Salaries Etc. Overseers	Total	Population	Average Cost Per Capita of Population
Amherst.....	-	\$211 99	-	-	\$6 75	\$218 74	275	\$ 79
Aurora.....	-	-	-	-	-	-	114	-
Bar Harbor.....	-	7,362 30	-	-	-	7,362 30	4,441	1 66
Bluehill.....	-	1,405 00	-	-	-	1,405 00	1,462	96
Brooklin.....	-	508 37	-	\$149 13	-	657 50	936	54
Brooksville.....	-	801 33	-	-	-	801 33	1,176	68
Bucksport.....	\$341 89	418 35	-	173 24	-	933 48	2,216	34
Castine.....	-	716 76	\$14 26	-	-	731 02	933	78
Cranberry Isles.....	-	455 29	-	-	48 40	503 69	399	1 26
Dedham.....	-	105 78	-	-	-	105 78	353	30
Deer Isle.....	-	1,478 57	-	-	-	1,478 57	1,946	76
Eastbrook.....	-	202 76	-	-	-	202 76	213	95
Ellsworth.....	\$2,700 00	-	-	-	35 00	2,735 00	3,549	77
Franklin.....	-	135 00	2 86	-	-	137 86	1,161	12
Gouldsboro.....	-	1,294 78	-	232 27	76 25	1,603 30	1,349	1 02
Hancock.....	-	350 00	-	44 79	-	394 79	843	41

Lamoine.....	-	152 00	-	-	-	152 00	482	31
Mariaville.....	-	146 91	-	-	-	146 91	171	86
Mt. Desert.....	-	2,540 66	-	522 75	-	3,063 41	1,569	1 62
No. 21 Pl.....	-	-	-	-	-	-	39	-
No. 33 Pl.....	-	-	-	-	-	-	54	-
Orland.....	-	1,174 85	-	-	-	1,174 85	1,124	96
Otis.....	-	-	-	237 44	-	237 44	115	-
Penobscot.....	-	1,191 59	-	-	-	1,191 59	985	1 21
Sedgwick.....	-	80 75	-	4 46	10 00	95 21	909	10
Sorrento.....	-	-	-	-	-	-	147	-
Southwest Harbor.....	-	1,147 88	-	-	-	1,147 88	888	1 29
Stonington.....	-	437 56	-	-	-	437 56	2,038	21
Sullivan.....	-	733 73	2 25	98 95	-	834 93	1,132	74
Surry.....	-	843 29	-	-	42 00	885 29	734	1 19
Swan's Island.....	-	1,535 46	-	76 41	-	1,611 87	749	2 05
(b) Tremont.....	-	805 34	-	-	-	805 34	1,116	72
Trenton.....	-	437 73	-	11 00	-	448 73	354	1 24
Verona.....	-	-	-	-	-	-	229	-
Waltham.....	-	-	-	-	-	-	182	-
Winter Harbor.....	-	1,403 73	-	24 53	-	1,428 26	590	2 38
Totals.....	\$3,041 89	\$28,077 76	\$19 37	\$1,574 97	\$218 40	\$32,932 39	35,270	\$ 89

(a) The city pays a lump sum by contract for the care of all poor.
 (b) This report includes Long Island Pl.

1920—TABLE A—6.
EXPENDITURES—SUPPORT OF POOR, CHAPTER 29, REVISED STATUTES.
KENNEBEC COUNTY

CITY OR TOWN.	Net Cost of Maintaining Almshouse	Home Relief	Travelers and Vagrants	Paid Other Towns	Salaries Etc. Overseers	Total	Population	Average Cost Per Capita of Population
Albion.....	-	\$241 29	-	-	-	\$241 29	922	\$ 26
Augusta.....	\$3,769 67	6,205 99	-	\$286 66	\$1,105 78	11,368 10	13,211	84
Belgrade.....	-	322 37	\$ 47	-	-	322 84	1,037	31
Benton.....	457 87	545 02	-	-	-	1,002 89	1,194	84
Chelsea.....	-	946 05	-	115 93	50 00	1,111 98	3,216	31
China.....	a100 00	243 23	-	-	-	143 23	1,297	11
Clinton.....	a380 42	23 71	28 95	184 67	-	b143 09	1,268	-
Farmingdale.....	-	1,004 20	-	6 25	-	1,010 45	823	1 22
Fayette.....	-	158 20	-	-	-	158 20	533	30
Gardiner.....	2,584 11	4,285 93	-	-	-	6,870 04	5,311	1 29
Hallowell.....	1,081 89	1,728 21	-	-	92 28	2,902 38	2,864	1 01
Litchfield.....	-	584 50	-	208 85	-	793 35	964	61

Manchester.....	-	203 10	-	-	-	203 10	601	34
Monmouth.....	967 46	203 94	14 45	84 00	-	1,269 85	1,386	85
Mt. Vernon.....	-	581 25	1 50	156 00	25 00	763 75	898	68
Oakland.....	573 24	1,663 89	-	458 07	-	2,695 20	2,257	99
Pittston.....	-	22 00	1 25	54 45	-	77 70	954	02
Randolph.....	-	342 73	-	-	-	342 73	1,017	34
Readfield.....	57 92	166 02	4 00	-	-	227 94	996	23
Rome.....	-	987 05	-	-	-	987 05	440	2 24
Sidney.....	52 81	1,005 42	6 00	-	-	958 61	927	1 03
Unity Pl.....	-	-	-	-	-	-	56	-
Vassalboro.....	10,751 00	1,601 99	-	-	-	69,149 01	2,077	-
Vienna.....	-	105 48	1 50	113 13	-	220 11	403	26
Waterville.....	5,880 24	6,675 70	-	707 40	2,668 97	15,932 31	11,458	1 33
Wayne.....	-	155 50	7 00	-	-	162 50	595	27
West Gardiner.....	-	175 03	-	-	-	175 03	629	28
Windsor.....	-	508 19	-	-	-	508 19	706	72
Winslow.....	2,888 74	1,137 03	-	-	500 00	4,525 77	2,709	1 67
Winthrop.....	5331 60	784 57	-	-	-	452 97	2,114	21
Totals.....	\$6,645 31	\$32,607 59	\$65 12	\$2,375 41	\$4,442 03	\$46,135 46	62,863	\$70

(a) Income exceeds expense by this amount.

(b) Almshouse income exceeds total cost of poor relief by this amount.

1920—TABLE A—7.

EXPENDITURES—SUPPORT OF POOR, CHAPTER 29, REVISED STATUTES.

KNOX COUNTY

REPORT OF THE STATE BOARD

CITY OR TOWN.	Net Cost of Maintaining Almshouse	Home Relief	Travelers and Vagrants	Paid Other Towns	Salaries Etc. Overseers	Total	Population	Average Cost Per Capita of Population
Appleton	-	\$295 58	\$1 25	-	-	\$296 83	842	\$ 35
Camden	-	1,485 61	-	-	-	1,485 61	3,015	49
Criehaven Pl.	-	-	-	-	-	-	46	-
Cushing	-	212 64	-	\$3 20	-	215 84	535	40
Friendship	\$464 50	505 11	-	-	-	969 61	776	1 25
Hope	-	247 41	-	46 50	-	293 91	497	50
(a) Hurricane Isle	-	-	-	-	-	-	256	-
Isle au Haut	-	-	-	-	-	-	160	-
(a) Matinicus Isle Pl.	-	-	-	-	-	-	179	-
North Haven	-	-	-	-	-	-	535	-
Rockland	879 92	7,206 79	-	581 96	\$650 00	9,318 67	8,174	1 07
Rockport	-	1,940 08	-	483 00	-	2,423 08	2,022	96
South Thomaston	-	937 44	-	-	-	937 44	1,438	65
St. George	1,426 40	333 79	-	-	-	1,760 19	2,201	80
Thomaston	697 82	179 14	-	-	575 00	1,451 96	2,205	66
Union	-	277 60	1 50	-	5 00	284 10	1,233	16
Vinalhaven	2,639 82	1,937 52	-	224 72	-	4,802 06	2,334	1 90
Warren	-	978 13	-	-	-	978 13	1,812	54
Washington	-	488 65	2 50	-	-	491 15	814	60
Totals	\$6,108 46	\$17,025 49	\$5 25	\$1,339 38	\$1,230 00	\$25,708 58	29,074	\$ 84

(a) No report filed.

1920—TABLE A—8.

EXPENDITURES—SUPPORT OF POOR, CHAPTER 29, REVISED STATUTES.

LINCOLN COUNTY

OF CHARITIES AND CORRECTIONS

59

CITY OR TOWN	Net Cost of Maintaining Almshouse	Home Relief	Travelers and Vagrants	Paid Other Towns	Salaries, Etc., Overseers	Total	Populations	Average Cost Per Capita of Population
Alna.....	-	\$142 00	\$1 00	-	-	\$143 00	457	\$ 31
Boothbay.....	a\$800 00	6413 51	-	-	-	1,213 51	1,700	71
Boothbay Harbor.....	1,729 35	1,201 52	-	\$27 00	-	2,957 87	2,021	1 45
Bremen.....	-	101 69	-	-	-	101 69	550	18
Bristol.....	936 41	536 12	-	135 64	\$16 00	1,624 17	2,415	62
Damariscotta.....	-	15 85	5 00	-	-	20 85	771	03
Dresden.....	-	129 01	-	120 90	-	249 91	815	16
Edgecomb.....	-	103 79	-	54 88	-	158 67	513	20
Jefferson.....	-	153 50	-	117 85	-	271 35	1,030	15
(c) Monhegan.....	-	-	-	-	-	-	120	-
Newcastle.....	214 50	-	-	-	-	214 50	1,066	20
Nobleboro.....	-	822 02	-	-	-	822 02	775	1 06
Somerville.....	-	22 00	-	-	14 00	36 00	291	12
South Bristol.....	-	624 09	-	98 56	-	722 65	800	78
Southport.....	-	546 78	-	-	-	546 78	409	1 34
Waldoboro.....	-	2,589 49	25 66	-	-	2,615 15	2,656	98
Westport.....	-	180 00	-	-	-	180 00	284	63
(c) Whitefield.....	-	-	-	-	-	-	1,056	-
Wiscasset.....	541 97	237 95	18 00	-	-	797 92	1,287	62
Totals.....	\$4,007 73	\$8,033 82	\$49 66	\$554 83	\$30 00	\$12,676 04	19,016	\$ 64

(a) The town pays this amount by contract for the care of all its poor, including board, clothing, medical attendance, etc., whether cared for at the farm or assisted elsewhere.

(b) This amount was expended for poor without settlement.

(c) No report filed.

1920—TABLE A—9.
EXPENDITURES—SUPPORT OF POOR, CHAPTER 29, REVISED STATUTES.
OXFORD COUNTY

CITY OR TOWN.	Net Cost of Maintaining Almshouse	Home Relief	Travelers and Vagrants	Paid Other Towns	Salaries, Etc., Overseers	Total	Population	Average Cost Per Capita of Population
Albany.....	-	-	-	-	-	-	410	-
Andover.....	-	-	-	\$370 88	-	\$370 88	757	-
Bethel.....	a\$50 00	\$1,340 59	-	-	-	1,290 58	1,930	\$67
Brownfield.....	-	90 00	\$9 00	-	-	99 00	933	11
Buckfield.....	a1,775 38	1,688 23	-	-	-	687 15	1,087	-
Byron.....	-	427 54	-	98 90	\$8 91	535 35	187	2 33
Canton.....	808 12	539 75	10 00	-	-	1,357 87	1,013	1 34
Denmark.....	-	432 00	1 50	-	-	433 50	596	73
Dixfield.....	-	612 97	2 00	7 50	-	622 47	1,056	58
Fryeburg.....	597 80	1,010 22	-	36 70	-	1,644 72	1,282	1 25
Gilead.....	-	156 14	-	-	15 00	171 14	233	73
Greenwood.....	a100 03	372 34	1 00	-	42 00	315 31	664	62
Hanover.....	-	-	-	-	-	-	196	-
Hartford.....	a149 62	730 67	-	98 57	-	679 62	592	62
Hebron.....	-	356 69	-	97 03	-	453 72	603	59
Hiram.....	a423 56	235 93	12 35	-	-	6175 28	945	-

Lincoln Pl.	-	-	-	-	-	-	307	-	-
Lovell.	1,232 83	-	-	-	-	-	668	-	1 84
Magalloway Pl.	-	-	-	-	-	-	97	-	-
Mason.	-	-	-	-	-	-	60	-	-
Mexico.	-	-	-	-	-	-	265	-	-
Milton Pl.	-	531 12	-	-	-	-	531 12	-	2 60
Newry.	-	317 53	-	-	-	-	317 53	-	1 17
Norway.	1,271 79	1,057 59	-	727 78	-	-	3,057 16	3,002	77
Oxford.	1,334 33	227 34	-	-	-	-	1,561 67	1,221	1 28
Paris.	81 22	1,382 76	23 50	283 72	450 00	-	2,221 20	3,436	56
Peru.	-	490 97	-	240 72	-	-	731 69	746	66
Porter.	81 33	-	-	-	450 00	-	531 33	864	61
Roxbury.	-	84 89	-	110 30	-	-	195 19	311	30
Rumford.	3,111 53	10,267 79	-	-	-	-	13,379 32	6,777	1 97
Stoneham.	-	78 00	-	-	-	-	78 00	253	31
Stow.	-	-	-	-	-	-	-	224	-
Summer.	-	775 69	-	-	-	-	775 69	762	1 02
Sweden.	-	-	-	-	-	-	-	266	-
Upton.	-	-	1 50	-	-	-	1 50	306	.004
Waterford.	753 15	-	-	-	-	-	753 15	934	-
Woodstock.	-	1,140 70	1 95	-	-	-	1,142 65	808	1 41
Totals.	\$6,773 51	\$24,347 45	\$62 80	\$2,072 10	\$965 91	\$34,221 77	36,066		\$ 99

(a) Income exceeds expense by this amount.

(b) Almshouse income exceeds total cost of poor relief by this amount.

Enfield	-	1,084 78	14 50	575 63	-	1,674 91	970	1 13
Etna	-	338 05	8 00	25 10	155 00	526 15	523	96
Exeter	124 67	1,262 96	-	-	-	1,387 63	888	1 56
Garland	-	-	-	-	-	-	817	-
Glenburn	-	-	-	-	-	-	457	-
Grand Falls Pl.	-	-	-	-	-	-	50	-
Greenbush	-	177 21	2 50	-	-	179 71	485	37
Greenfield	-	309 75	-	-	-	309 75	195	1 59
Hampden	237 75	410 02	-	104 00	-	751 77	2,380	27
Hermon	-	944 68	1 00	112 00	-	1,057 68	1,210	78
Holden	-	350 67	-	-	-	350 67	609	57
Howland	-	-	-	-	-	-	-	-
Hudson	-	391 40	2 00	-	-	393 40	494	80
Kenduskeag	-	404 36	-	106 93	-	511 29	481	84
Kingman	-	681 94	13 00	4 65	-	699 59	741	94
Lagrange	-	459 34	2 75	-	-	462 09	590	78
Lakeville Pl.	-	-	-	-	-	-	96	-
Lee	-	107 42	2 00	-	10 00	119 42	748	16
Levant	-	156 00	-	-	-	156 00	707	22
Lincoln	-	1,331 81	5 38	-	-	1,337 19	1,988	67
Lowell	-	50 00	-	-	-	50 00	259	19
Mattawamkeag	-	1,153 41	-	-	15 00	1,168 41	517	2 30
Maxfield	-	694 43	-	-	-	694 43	79	8 79
Midway	-	207 28	-	-	-	207 28	489	42

(a) Income exceeds expense by this amount.

(b) Almshouse income exceeds total cost of poor relief by this amount.

1920—TABLE A—10—CONCLUDED.
EXPENDITURES—SUPPORT OF POOR, CHAPTER 29, REVISED STATUTES.
PENOBSCOT COUNTY

REPORT OF THE STATE BOARD

CITY OR TOWN	Net Cost of Maintaining Almshouse	Home Relief	Travelers and Vagrants	Paid Other Towns	Salaries, Etc., Overseers	Total	Population	Average Cost Per Capita of Population
Milford.....	-	\$604 37	-	-	-	\$604 37	967	\$ 62
Millinocket.....	-	5,506 72	\$11 70	\$483 11	-	6,001 53	3,368	1 64
Mt. Chase.....	-	-	-	-	-	227	-	-
Newburg.....	-	93 48	-	-	-	93 48	694	13
Newport.....	\$5,804 33	392 41	-	159 00	-	6,356 24	1,747	3 55
(c) Old Town.....	-	-	-	-	-	-	6,317	-
Orono.....	a2,394 21	445 30	-	1,267 91	-	6681 00	3,555	-
Orrington.....	-	1,287 54	-	172 05	-	1,459 59	1,219	1 06
Passadumkeag.....	-	780 95	4 50	457 61	-	1,243 06	445	1 76
Patten.....	-	322 78	-	-	-	322 78	1,406	23
Plymouth.....	a125 00	666 27	-	-	-	541 27	590	92
Prentiss.....	-	268 53	-	-	-	268 53	472	57
Sebecis Pl.....	-	-	-	-	-	-	577	-
Springfield.....	-	441 44	-	-	-	441 44	459	96
Stacyville Pl.....	-	183 86	2 85	507 07	-	693 78	577	32
Stetson.....	a100 00	-	-	-	-	6100 00	480	-
Veazie.....	-	621 38	-	486 92	-	1,108 30	557	1 11
(c) Webster Pl.....	-	-	-	-	-	-	103	-
Winn.....	-	170 54	1 75	-	-	172 29	655	26
Woodville.....	-	-	-	-	-	-	125	-
Totals.....	a\$13,713 04	\$41,483 81	\$71 93	\$5,000 00	\$2,441 78	\$35,284 48	84,948	\$ 35

- (a) Income exceeds expense by this amount.
(b) Almshouse income exceeds total cost of poor relief by this amount.
(c) No report filed.

1920—TABLE A—II.
EXPENDITURES—SUPPORT OF POOR, CHAPTER 29, REVISED STATUTES.
PISCATAQUIS COUNTY

CITY OR TOWN	Net Cost of Maintaining Almshouse	Home Relief	Travelers and Vagrants	Paid Other Towns	Salaries, Etc., Overseers	Total	Population	Average Cost Per Capita of Population
Abbot.....	-	\$233 10	-	-	-	\$233 10	705	\$ 33
Atkinson.....	-	-	-	-	-	-	528	-
Barnard Pl.....	-	-	-	-	-	-	101	-
Blanchard.....	-	-	\$4 00	-	-	4 00	175	02
Bowerbank.....	-	-	-	-	-	-	76	-
Brownville.....	-	604 51	15 88	\$227 18	-	847 57	1,808	34
Dover.....	\$797 25	408 00	4 50	-	-	6384 75	2,091	-
(c) Elliottsville Pl.....	-	-	-	-	-	120 00	-	-
Foxcroft.....	-	735 52	-	-	-	735 52	1,867	39
Greenville.....	-	1,104 82	15 90	214 30	-	1,335 02	1,474	76
Guilford.....	-	1,463 77	17 68	-	-	1,481 45	1,680	88
c) Kingsbury Pl.....	-	-	-	-	-	-	108	-
Lakeview Pl.....	-	-	3 60	-	-	3 60	245	01
Medford.....	-	580 27	-	-	-	580 27	262	2 21
Milo.....	-	1,807 61	2 60	-	-	1,810 21	2,556	71
Morrison.....	-	1,100 77	10 50	-	-	1,111 27	1,243	89
Orneville.....	-	824 29	-	-	-	824 29	350	2 35
Parkman.....	-	876 61	-	236 74	\$23 36	1,136 71	646	1 39
Sangerville.....	-	993 47	-	410 97	-	1,404 44	1,319	75
Sebec.....	-	378 54	-	129 17	-	507 71	549	69
Shirley.....	-	243 36	2 00	-	-	245 36	334	73
Wellington.....	-	84 00	-	-	-	84 00	393	21
Williamsburg.....	-	-	-	-	-	-	138	-
Williamantic.....	-	373 64	-	-	-	373 64	271	1 38
Totals.....	a \$797 25	\$11,812 28	\$76 66	\$1,218 36	\$23 36	\$12,333 41	19,039	\$ 58

(a) Income exceeds expense by this amount.

(b) Almshouse income exceeds total cost of poor relief by this amount.

(c) No report filed.

OF CHARITIES AND CORRECTIONS

1920—TABLE A—12.
EXPENDITURES—SUPPORT OF POOR, CHAPTER 29, REVISED STATUTES.
SAGADAHOC COUNTY

CITY OR TOWN	Net Cost of Maintaining Almshouse	Home Relief	Travelers and Vagrants	Paid Other Towns	Salaries Etc., Overseers	Total	Population	Average Cost Per Capita of Population
Arrowsic.....	-	\$37 00	-	-	-	\$37 00	147	\$ 25
Bath.....	\$1,894 25	4,560 83	\$85 40	\$181 67	\$635 98	7,758 13	9,396	81
Bowdoin.....	-	641 60	-	-	-	641 60	814	79
Bowdoinham.....	-	571 00	-	266 00	-	837 00	1,385	48
Georgetown.....	-	255 00	-	8 00	24 69	287 69	742	38
Phippsburg.....	a10 00	458 31	-	-	-	448 31	1,079	41
Richmond.....	a100 00	940 64	-	87 33	-	927 97	1,858	45
Topsham.....	a34 28	339 25	-	8 00	-	312 97	2,016	17
West Bath.....	-	108 40	-	-	-	108 40	230	47
Woolwich.....	-	570 99	-	-	-	570 99	868	66
Totals.....	\$1,745 97	\$8,883 02	\$85 40	\$551 00	\$660 67	\$11,930 06	18,535	\$ 61

(h) Income exceeds expense by this amount.

1920—TABLE A—13.

EXPENDITURES—SUPPORT OF POOR, CHAPTER 29, REVISED STATUTES.

SOMERSET COUNTY

CITY OR TOWN	Net Cost of Maintaining Almshouse	Home Relief	Travelers and Vagrants	Paid Other Towns	Salaries, Etc., Overseers	Total	Population	Average Cost Per Capita of Population
Anson.....	\$518 54	\$2,453 31	-	-	-	\$2,971 85	2,209	\$ 1 28
Athens.....	-	944 70	-	-	\$91 67	1,036 37	914	1 13
Bigelow Pl.....	-	-	-	-	-	-	54	-
Bingham.....	-	1,394 24	\$21 00	\$415 19	-	1,831 33	775	1 83
Brighton Pl.....	-	-	-	-	-	-	274	-
Cambridge.....	-	263 96	-	-	-	263 96	369	71
Canaan.....	400 00	492 45	-	-	-	892 45	874	1 02
Carratunk Pl.....	-	1,292 90	-	-	-	1,292 90	235	5 50
Concord.....	-	509 16	-	-	-	509 16	256	1 98
Cornville.....	375 98	486 35	-	59 11	-	921 44	720	1 20
Dead River Pl.....	-	-	-	-	-	-	94	-
Dennistown Pl.....	-	-	-	-	-	-	99	-
Detroit.....	85 00	333 50	-	-	-	248 50	461	54
Embden.....	-	668 04	-	-	-	668 04	529	1 26
(b) Fairfield.....	-	-	-	-	-	-	4,435	-
Flagstaff Pl.....	-	-	-	-	-	-	115	-
Harmony.....	-	129 00	1 50	-	-	130 50	730	18
Hartland.....	-	1,859 84	-	-	-	1,859 84	1,176	1 58
(b) Highland Pl.....	-	-	-	-	-	-	68	-
Jackman Pl.....	-	1,458 00	-	-	-	1,458 00	667	-

(a) Income exceeds expense by this amount.

(b) No report filed.

OF CHARITIES AND CORRECTIONS

1920—TABLE A—13—CONCLUDED.

SOMERSET COUNTY

REPORT OF THE STATE BOARD

CITY OR TOWN	Net Cost of Maintaining Almshouse	Home Relief	Travelers and Vagrants	Paid Other Towns	Salaries, Etc., Overseers	Total	Population	Average Cost Per Capita of Population
Lexington Pl.	-	-	-	-	-	-	237	-
Long Pond Pl.	-	-	-	-	-	-	216	-
Madison	\$1,661 58	\$1,821 23	\$18 60	\$802 90	-	\$4,304 31	3,379	\$1 04
(b) Mayfield Pl.	-	-	-	-	-	-	67	-
Mercer	-	191 50	-	31 50	-	223 00	441	43
Moose River Pl.	-	49 50	-	-	-	49 50	251	18
Moscow	-	831 56	-	-	-	831 56	518	1 61
New Portland	-	470 25	-	-	-	470 25	882	53
Norridgewock	-	550 76	7 20	340 47	-	888 43	1,608	35
Palmyra	-	12 92	-	-	-	12 92	960	01
Pittsfield	-	2,381 76	3 85	-	-	2,385 61	2,891	79
Pleasant Ridge Pl.	-	-	-	-	-	-	92	-
Ripley	-	-	2 00	3 00	-	5 00	434	.004
St. Albans	-	1,178 00	-	98 07	-	1,276 07	1,027	1 15
Skowhegan	a118 33	3,992 45	-	150 89	-	4,025 01	5,341	75
Smithfield	-	142 46	-	-	-	142 46	427	33
Solon	-	2,079 43	3 35	71 34	-	2,154 12	1,034	2 01
Starks	-	535 91	-	-	-	535 91	549	98
The Forks Pl.	-	(c)	-	-	-	-	169	-
West Forks Pl.	-	-	-	-	-	-	138	-
Totals	\$2,752 77	\$26,523 18	\$58 40	\$1,972 47	\$81 67	\$31,398 49	35,623	\$.92

(a) Income exceeds expense by this amount.

(b) No report filed.

(c) Amount not stated in report of this plantation.

1920—TABLE A—14.
EXPENDITURES—SUPPORT OF POOR, CHAPTER 29, REVISED STATUTES.
WALDO COUNTY

CITY OR TOWN	Net Cost of Maintaining Almshouse	Home Relief	Travelers and Vagrants	Paid Other Towns	Salaries, Etc., Overseers	Total	Population	Average Cost Per Capita of Population
Belfast.....	\$2,800	\$549 78	-	\$288 05	\$60 00	\$3,697 83	4,618	\$ 75
Belmont.....	-	11 00	-	-	-	11 00	335	03
Brooks.....	-	-	\$10 50	-	-	10 50	704	01
Burnham.....	a132 45	147 89	-	-	-	15 44	733	02
Frankfort.....	784 71	64 70	-	-	-	840 41	1,157	73
Freedom.....	-	254 39	-	-	-	254 39	480	53
Islesboro.....	-	1,045 94	-	186 33	-	1,232 27	877	1 19
Jackson.....	-	-	-	-	-	-	416	-
Knox.....	-	356 75	-	-	-	359 75	-	69
Liberty.....	-	121 43	-	23 30	-	144 73	650	19
Lincolnton.....	-	784 57	-	-	-	784 57	1,020	77
Monroe.....	655 00	114 03	-	-	-	769 03	872	88
Montville.....	-	444 34	-	-	-	444 34	850	52
Morrill.....	-	-	-	-	-	-	353	-
Northport.....	-	352 00	-	-	-	352 00	518	68
Palermo.....	-	139 66	-	-	-	139 66	690	20
Prospect.....	-	-	-	-	-	-	587	-
Searsmont.....	-	358 67	-	-	-	358 67	828	43
Searsport.....	-	1,679 66	13 00	-	-	1,692 66	1,444	1 17
Stockton Springs.....	-	601 92	1 99	-	-	603 91	1,103	55
Swanville.....	-	6 50	3 75	-	-	13 25	467	03
Thordike.....	-	157 84	3 50	-	-	161 34	525	31
Troy.....	358 62	429 31	-	886 47	-	1,674 40	768	1 02
Unity.....	-	987 25	10 00	-	-	997 25	899	1 11
Waldo.....	-	141 75	-	-	-	141 75	386	37
Winterport.....	a298 99	257 97	-	-	-	541 02	1,582	-
Totals.....	\$4,166 89	\$9,013 35	\$42 74	\$1,384 15	\$60 00	\$14,667 13	23,383	\$ 57

(a) Income exceeds expense by this amount.

(b) Almshouse income exceeds total cost of poor relief by this amount.

OF CHARITIES AND CORRECTIONS

1920—TABLE A—15.

EXPENDITURES—SUPPORT OF POOR, CHAPTER 29, REVISED STATUTES.

WASHINGTON COUNTY

CITY OR TOWN	Net cost of Maintaining Almshouse	Home Relief	Travelers and Vagrants	Paid Other Towns	Salaries, Etc., Overseers	Total	Population	Net Cost Capita of Population
Addison	-	\$351 37	-	-	\$20 00	\$371 37	985	\$ 38
Alexander	-	-	-	-	-	-	374	-
Baileyville	-	1,876 44	\$2 00	-	-	1,878 44	1,137	1 65
(a) Baring	-	-	-	-	-	-	228	-
Beddington	-	-	-	-	-	-	58	-
Brookton	-	-	6 00	-	-	6 00	237	02
Calais	\$3,794 37	465 43	34 79	\$136 21	300 00	4,730 80	6,116	75
Centerville	-	367 95	-	-	-	367 95	91	4 04
Charlotte	-	208 00	-	-	12 00	2 20	290	76
Cherryfield	-	1,690 94	2 75	-	30 00	1,723 69	1,499	1 15
(b) Codyville Pl.	-	-	-	-	-	-	69	-
Columbia	-	-	-	-	-	-	-	-
(a) Columbia Falls	-	-	-	-	-	-	564	-
Cooper	-	254 91	-	-	-	254 91	190	1 34
(a) Crawford	-	-	-	-	-	-	114	-
Cutler	-	384 17	-	5 92	25 00	415 09	585	70
Danforth	-	1,068 00	-	-	-	1,068 00	1,295	82
Deblois	-	-	-	-	-	-	69	-
Dennysville	-	350 00	2 00	-	30 00	382 00	459	83
East Machias	-	638 77	5 00	-	-	643 77	1,392	46
Eastport	-	-	-	-	-	-	-	-
Edmunds	1,004 33	1,761 88	-	1 85	100 00	2,868 06	4,961	58
Forest City	-	386 28	-	-	10 00	396 28	616	64
Grand Lake Stream Pl.	-	9 95	-	-	-	9 95	79	-
							290	03

OF CHARITIES AND CORRECTIONS

Harrington.....	-	1,787 99	-	-	-	1,787 59	1,020	1 75
Jonesboro.....	-	-	2 00	-	-	2 00	519	.003
Jonesport.....	-	1,498 45	-	-	-	1,498 45	2,074	72
Lubec.....	362 22	1,518 42	-	-	110 00	1,680 64	3,363	59
Machias.....	35 00	908 31	9 00	206 74	100 00	1,259 05	2,089	50
Machiasport.....	103 68	695 15	-	-	45 00	843 83	1,218	65
Marion.....	-	639 75	-	-	-	639 75	114	5 61
Marshfield.....	-	-	-	-	-	-	178	-
Meddybemps.....	-	15 00	-	-	-	15 00	124	-
Milbridge.....	-	1,200 83	-	43 00	70 06	1,313 89	1,550	82
No. 21 Pl.....	-	-	-	-	-	-	86	-
Northfield.....	-	-	-	-	-	-	81	-
Pembroke.....	-	590 73	6 00	-	-	596 73	1,378	82
Perry.....	-	551 80	-	-	10 00	561 80	1,153	49
Princeton.....	-	11 75	1 50	-	-	13 25	1,091	01
Robbinston.....	-	18 75	-	-	-	18 75	691	03
Roque Bluffs.....	-	-	-	-	-	-	105	-
Steuben.....	-	1,658 85	-	-	73 60	1,732 45	890	1 95
Talmadge.....	-	-	-	-	-	-	100	-
Topsfield.....	-	-	-	-	-	370 92	259	1 43
Trescott.....	-	-	-	-	-	-	461	-
Vanceboro.....	-	759 72	-	-	24 00	783 72	623	1 26
Waite.....	-	-	-	-	-	-	162	-
Wesley.....	-	-	-	-	-	-	172	-
Whiting.....	-	98 50	-	-	10 00	108 50	368	29
Whitneyville.....	-	-	-	-	-	-	258	-
Totals.....	\$5,289 60	\$22,139 01	\$71 04	\$393 72	\$959 66	\$28,853 03	42,498	\$ 67

(a) No report filed.

(b) The poor of this plantation are supported by the town of Topsfield.

1920—TABLE A—16.

EXPENDITURES—SUPPORT OF POOR, CHAPTER 29, REVISED STATUTES.

YORK COUNTY

CITY OR TOWN	Net Cost of Maintaining Almshouse	Home Relief	Travelers and Vagrants	Paid Other Towns	Salaries, Etc., Overseers	Total	Population	Average Cost Per Capita of Population
Acton.....	\$234 98	\$378 43	-	-	-	\$613 41	603	\$ 82
Alfred.....	a60 00	-	\$15 00	\$87 90	-	42 90	890	-
Berwick.....	a140 00	1,075 20	-	-	-	935 20	2,098	44
Biddeford.....	9,980 49	17,939 54	-	505 40	\$2,922 56	31,348 39	17,079	2 80
Buxton.....	407 77	2,076 17	22 95	-	-	1,691 35	1,675	1 01
Cornish.....	-	1,116 57	4 50	-	-	1,121 07	554	1 17
Dayton.....	-	545 93	-	-	-	545 93	395	1 38
Eliot.....	-	267 52	-	-	-	267 52	1,530	17
Hollis.....	1,167 83	411 54	-	57 00	-	1,636 37	1,284	1 23
Kennebunk.....	15 20	2,563 69	-	127 20	-	3,106 09	3,099	96
Kennebunkport.....	1,508 27	539 81	-	224 50	-	2,272 58	2,130	96
Kittery.....	1,577 38	411 73	-	-	-	1,989 11	3,533	56
Lebanon.....	a4,903 12	496 22	-	-	30 75	54,376 15	1,316	-
Limerick.....	-	418 10	-	-	-	418 10	965	43
Limington.....	a50 00	294 12	-	100 14	-	344 26	980	25
Lyman.....	-	1,203 49	-	-	45 00	1,248 49	615	2 03
Newfield.....	-	842 10	-	-	-	842 10	620	1 36
No. Berwick.....	-	501 91	15 00	-	-	516 91	1,777	29
No. Kennebunkport.....	-	225 68	-	-	-	225 68	525	43
Old Orchard.....	-	2,326 22	-	7 00	150 00	2,483 22	961	2 58
Parsonfield.....	a95 00	308 18	-	-	-	213 18	1,057	20
Saco.....	3,310 80	521 42	-	-	275 00	4,107 22	6,583	62
Sanford.....	2,216 66	7,444 97	53 70	-	144 00	9,859 33	9,049	1 09
Shapleigh.....	a290 00	669 18	-	-	-	379 18	691	55
(c) South Berwick.....	-	-	-	-	-	-	2,935	-
Waterboro.....	-	1,352 40	-	-	-	1,352 40	997	1 36
Wells.....	-	2,149 54	16 00	52 79	-	2,218 33	1,908	1 13
York.....	1,709 72	335 08	27 00	107 44	-	2,679 24	2,802	92
Totals.....	\$15,775 44	\$47,315 14	\$154 15	\$1,269 37	\$3,567 31	\$68,081 41	69,051	\$ 97

(a) Income exceeds expense by this amount.

(b) Almshouse income exceeds total cost of poor relief by this amount.

(c) No report filed.

1920—TABLE A—17.

PERSONS ASSISTED OUTSIDE OF ALMSHOUSE, CHAPTER 29, REVISED STATUTES.

COUNTY	MALES				FEMALES					MARITAL CONDITION OF HEAD OF FAMILY OR INDIVIDUAL						Largest am't. of relief to any given family.	No. of persons in family.	No. travelers and vagrants lodged.	
	Under 16 yrs. of age.	16 to 60 yrs. of age.	Over 60 years of age.	Not reported.	Under 16 yrs. of age.	16 to 60 yrs. of age.	Over 60 yrs. of age.	Not reported.	Age and sex not reported.	Total	No. of family groups.	Single.	Married.	Widowed	Deserted, divorced, etc.				Not reported.
Androscoggin.....	359	121	43	-	324	219	68	1	9	1,144	367	63	117	177	8	2	(1)\$927 01	1	29
Aroostook.....	204	168	65	5	173	178	52	3	92	939	480	141	143	91	14	91	(2)920 37	5	21
Cumberland.....	244	126	56	1	231	212	71	3	150	1,094	438	47	113	100	28	150	(7)812 56	3	109
Franklin.....	32	32	15	2	23	27	9	1	1	142	80	31	26	8	9	6	(4)496 10	1	3
Hancock.....	40	39	39	3	59	51	22	2	22	277	147	47	35	41	10	14	(5)958 04	1	7
Kennebec.....	145	130	63	1	142	151	63	1	3	699	334	85	78	97	19	55	(6)780 00	1	148
Knox.....	62	68	15	-	92	72	22	-	6	337	156	43	56	46	3	8	(7)489 71	3	2
Lincoln.....	22	16	15	2	19	15	17	1	4	111	58	21	15	14	4	4	(8)413 51	2	83
Oxford.....	96	74	22	1	81	65	14	-	15	368	151	46	44	30	10	21	(9)711 58	8	40
Penobscot.....	186	136	71	3	207	166	48	3	8	828	351	101	106	94	24	26	(10)1,092 95	9	27
Piscataquis.....	50	31	17	1	28	37	10	-	10	185	81	24	29	11	10	7	(11)968 82	6	50
Sagadahoc.....	29	15	23	3	20	20	19	-	1	130	64	14	14	25	6	5	(12)471 26	6	
Somerset.....	101	69	52	-	85	65	44	-	18	434	199	49	73	47	14	16	(13)1,315 68	9	111
Waldo.....	31	21	25	3	12	16	15	-	-	123	75	26	10	15	2	22	(14)376 46	1	15
Washington.....	75	58	59	1	83	68	16	-	5	365	187	59	54	43	13	18	(15)597 55	6	33
York.....	284	157	82	17	350	201	69	-	61	1,221	391	89	149	55	25	33	(16)103 07	6	93
Total of State...	1,960	1,261	662	43	1,930	1,563	559	14	405	8,397	3,559	886	1,062	934	199	478			771

These amounts were expended: (1) in the city of Auburn, (2) in Fort Fairfield, (3) in Pownal, (4) in Strong, (5) in Winter Harbor, (6) in Hallowell, (7) in Rockland, (8) in Boothbay, (9) in Rumford, (10) in Millinocket, (11) in Sangerville, (12) in Bath, (13) in Hartland (14) in Unity, (15) in Cherryfield, (16) in Old Orchard, (17) The largest amount to any one family in the city of Portland was \$712.40.

1920—TABLE A—18.

ALMSHOUSE DATA, CHAPTER 29, REVISED STATUTES.

REPORT OF THE STATE BOARD

	INVENTORIES			Total	EXPENDITURES					Decrease in Inventories from Previous Report
	Land and Buildings	Furniture and Supplies	Livestock Farming Tools and Other Property		Salaries and Wages	Food Supplies	Clothing of Inmates	Repairs and Equipment	Other Purposes	
ANDROSCOGGIN COUNTY.										
Auburn.....	\$20,000 00	\$2,196 15	\$5,258 45	\$27,454 60	\$1,593 65	\$1,053 06	\$65 64	\$736 05	\$4,173 70	-
East Livermore.....	-	-	130 00	1,980 00	-	348 24	47 80	15 60	212 15	-
Leeds.....	1,800 00	50 00	4,000 00	39,000 00	2,565 00	9,544 00	839 13	790 00	210 00	-
Lewiston.....	25,000 00	10,000 00	4,000 00	39,000 00	2,565 00	9,544 00	839 13	790 00	210 00	-
Livermore.....	(a)	(a)	(a)	(a)	-	-	-	-	-	-
Poland.....	3,000 00	1,000 00	2,300 00	6,300 00	500 00	399 38	-	216 84	1,777 09	\$587 60
Turner.....	1,500 00	375 00	3,000 00	4,875 00	1,247 00	407 60	-	68 00	2,905 84	-
AROSTOOK COUNTY										
Caribou.....	9,500 00	718 00	4,155 00	14,373 00	1,910 15	533 32	-	125 00	3,463 37	-
Houlton.....	10,000 00	2,387 86	1,415 00	13,802 86	1,783 96	1,345 87	282 73	397 18	1,855 35	-
Presque Isle.....	10,000 00	300 00	3,944 00	14,244 00	2,335 20	1,790 12	61 78	411 04	3,143 51	674 00
Reed Pl.....	500 00	-	-	500 00	-	-	-	-	-	-
CUMBERLAND COUNTY										
Baldwin.....	4,000 00	-	-	4,000 00	-	-	-	-	-	-
Bridgton.....	8,000 00	500 00	1,036 64	9,536 64	464 50	135 99	25 00	148 59	35 40	-
Brunswick.....	1,500 00	800 00	950 00	3,250 00	360 00	2,083 32	207 46	48 57	436 84	-
Cape Elizabeth.....	5,000 00	500 00	1,149 90	6,649 90	800 00	1,200 00	300 00	250 00	400 35	-

(a) Report of city or town incomplete in this particular.

1290—TABLE A—18—CONTINUED.

ALMHOUSE DATA, CHAPTER 29, REVISED STATUTES.

	Total Expenditures	DEDUCTIONS			Net Cost of Maintaining Almshouse	No. Admitted During Year.	No. Discharged.	NUMBER REMAINING AT END OF YEAR.						Daily Average No. Present.	Average Weekly Per Capita Cost.
		Increase in Inventories	Income from Sales, Products Etc.	Total Deductions				Males Under 16	Males 16 to 60.	Males Over 60	Females Under 16	Females 16 to 60	Females Over 60		
ANDROSCOGGIN COUNTY.															
Auburn.....	\$8,022 10	\$937 25	\$5,210 47	\$6,147 72	\$1,874 38	8	7	-	2	3	-	-	6	11	\$3 28
East Livermore.....	-	-	2,200 00	2,200 00	2,200 00	-	2	-	-	-	-	-	-	1+	6 84
Leeds.....	623 79	10 00	80 00	90 00	533 79	-	2	-	-	-	-	-	1	1+	6 84
Lewiston.....	13,948 13	6,000 00	959 45	6,959 45	6,988 68	30	29	-	10	12	1	7	11	42	3 20
Livermore.....	-	-	-	-	-	-	-	-	-	-	-	-	-	-	-
Poland.....	3,480 91	-	2,243 39	2,243 39	1,237 52	1	2	-	-	2	-	-	-	3	7 93
Turner.....	4,628 44	509 50	5,645 88	6,155 38	2,526 94	-	1	1	1	-	-	1	-	3	-
AROOSTOOK COUNTY.															
Caribou.....	6,031 84	747 45	9,945 75	10,693 50	4,661 66	3	2	1	-	2	-	1	-	4	-
Houlton.....	5,675 09	b5,046 32	6,054 55	11,100 87	5,425 78	12	5	1	-	10	2	1	-	c	-
Presque Isle.....	8,415 65	-	11,894 29	11,894 29	3,478 64	2	3	-	-	1	-	-	1	3	-
Reed Pl.....	-	300 00	72 61	372 61	372 61	-	3	-	-	-	-	-	-	-	-
CUMBERLAND COUNTY.															
Baldwin.....	-	-	-	-	-	-	-	-	-	-	-	-	-	-	-
Bridgton.....	809 48	3,939 79	-	3,939 79	3,130 31	-	-	-	-	1	-	-	-	1	-
Brunswick.....	3,136 19	450 00	222 14	672 14	2,464 05	5	7	-	1	8	-	1	7	16	1 96
Cape Elizabeth.....	2,950 35	180 50	2,299 62	2,480 12	470 23	-	-	-	-	2	-	-	-	2	4 51

(a) Income exceeds expense by this amount.

(b) \$5,000 of this is due to an increase in the valuation of the land and buildings, to conform to the valuation of similar property owned by individuals.

(c) Report of city or town incomplete in this particular.

OF CHARITIES AND CORRECTIONS

1920—TABLE A—18—CONTINUED.

REPORT OF THE STATE BOARD

	INVENTORIES			Total	EXPENDITURES					Decrease in Inventories from Previous Report
	Land and Buildings	Furniture and Supplies	Livestock Farming Tools and Other Property		Salaries and Wages	Food Supplies	Clothing of Inmates	Repairs and Equipment	Other Purposes	
CUMBERLAND COUNTY, CONT										
Freeport.....	\$3,000 00	\$250 00	\$1,115 00	\$4,365 00	\$700 00	\$700 00	\$80 00	-	-	-
Gorham.....	3,809 75	349 15	2,602 91	6,761 81	550 37	685 58	-	-	\$1,707 75	-
Gray.....	2,500 00	764 14	3,139 12	6,403 26	587 00	592 15	70 00	-	1,792 22	\$52 54
Harrison.....	3,000 00	400 00	810 00	4,210 00	517 48	856 58	10 09	-	215 10	460 00
Naples.....	1,600 00	200 00	175 00	1,975 00	300 00	379 96	50 00	-	-	-
New Gloucester.....	2,000 00	-	700 00	2,700 00	487 69	523 83	-	\$61 50	1,362 80	100 00
Otisfield.....	3,100 00	200 00	1,000 00	4,300 00	425 00	316 17	13 65	-	521 29	-
Portland.....	196,000 00	18,000 00	21,000 00	235,000 00	31,244 47	15,128 43	2,792 20	1,961 85	26,242 43	-
Raymond.....	(a)	(a)	(a)	(a)	-	-	-	-	-	-
(b) Scarborough.....	-	-	-	-	-	-	-	-	-	-
Sebago.....	5,000 00	-	-	5,000 00	-	-	-	-	-	-
South Portland.....	11,000 00	500 00	450 00	11,950 00	900 00	1,076 53	104 64	29 49	1,058 20	-
Standish.....	3,000 00	100 00	200 00	3,300 00	-	-	-	-	-	-
Westbrook.....	10,000 00	1,000 00	1,800 00	12,800 00	2,542 95	2,970 74	580 33	428 47	1,551 23	-
Windham.....	3,500 00	820 93	3,408 40	7,729 33	811 70	785 80	16 35	183 38	3,906 01	-
Yarmouth.....	3,000 00	586 25	1,108 00	4,694 25	387 49	559 80	18 46	511 27	1,219 80	-

(a) Report of city or town incomplete in this particular.

(b) No report filed.

1920—TABLE A—18—CONTINUED.

	Total Expenditures	DEDUCTIONS			Net Cost of Maintaining Almshouse	No. Admitted During Year.	No. Discharged.	NUMBER REMAINING AT END OF YEAR.						Daily Average No. Present.	Average Weekly Per Capita Cost.
		Increase in Inventories	Income from Sales, Products, Etc.	Total Deductions				Males Under 16	Males 16 to 60	Males Over 60	Females Under 16	Females 16 to 60	Females Over 60		
CUMBERLAND COUNTY, CONT.															
Freeport.....	\$1,480 00	-	-	-	\$1,480 00	-	-	-	-	4	-	-	2	6	\$4 74
Gorham.....	2,943 70	\$344 61	-	\$344 61	2,599 09	b	b	b	b	b	b	b	b	3	1 27
Gray.....	3,093 31	-	\$3,292 36	3,292 39	a198 48	-	-	-	1	2	-	-	-	3	1 96
Harrison.....	2,059 25	-	1,754 02	1,754 02	305 23	-	-	-	-	-	-	-	-	3	-
Naples.....	729 96	-	149 80	149 80	580 16	1	1	-	1	-	-	-	-	1	11 16
New Gloucester.....	2,535 82	-	2,147 84	2,147 84	387 58	-	-	-	-	-	-	-	-	-	-
Otisfield.....	1,276 11	-	1,029 92	1,029 92	246 19	-	1	-	-	-	-	-	1	1	4 73
Portland.....	77,369 38	2,000 00	17,247 63	19,247 63	58,121 75	500	483	5	30	68	6	23	48	1 45	7 71
Raymond.....	-	-	72 00	72 00	a72 00	-	-	-	-	-	-	-	-	-	-
(c) Scarborough.....	-	-	132 00	1,832 00	a1,832 00	-	-	-	-	-	-	-	-	-	-
Sebago.....	-	1,700 00	31 00	31 00	3,137 86	1	3	-	1	2	-	2	4	10	6 19
South Portland.....	3,168 86	-	100 00	100 00	a100 00	-	-	-	-	-	-	-	-	-	-
Standish.....	-	-	40 00	4,714 05	4,745 05	3,319 67	5	2	-	2	3	-	2	8	4 25
Westbrook.....	8,073 72	40 00	4,714 05	4,745 05	3,319 67	5	2	-	2	3	-	2	8	4	4 25
Windham.....	5,703 24	2,387 90	3,886 29	6,274 19	a570 95	-	-	-	-	-	-	-	2	4	-
Yarmouth.....	2,666 82	158 25	1,735 29	1,893 54	803 28	-	-	-	-	-	-	-	1	1	15 48

- (a) Income exceeds cost by this amount.
- (b) Report of city or town incomplete in this particular.
- (c) No report filed.

1920—TABLE A—18—CONTINUED.
ALMHOUSE DATA, CHAPTER 29, REVISED STATUTES.

REPORT OF THE STATE BOARD

	INVENTORIES			Total	EXPENDITURES					Decrease In Inven- tories from Previous Report
	Land and Buildings	Furniture and Equipment	Livestock Farming Tools and Other Prop- erty		Salaries and Wages	Food Supplies	Clothing of Inmates	Repairs and Equip- ment	Purposes	
FRANKLIN COUNTY										
Jay.....	\$3,000 00	\$409 00	\$548 00	\$3,957 00	-	-	\$77 08	-	\$1,096 00	\$16 50
HANCOCK COUNTY										
Bucksport.....	3,000 00	541 68	624 85	4,166 53	\$687 38	\$403 73	73 37	\$23 25	260 86	552 54
Ellsworth.....	5,200 00	500 00	1,250 00	6,950 00	-	-	-	-	-	-
KENNEBEC COUNTY										
Augusta.....	10,000 00	3,526 84	7,114 80	20,641 64	3,931 87	2,998 33	280 74	1,194 88	5,871 22	-
Benton.....	1,200 00	600 00	-	1,800 00	334 27	-	36 90	86 21	100 49	-
China.....	2,000 00	-	-	2,000 00	-	-	-	-	-	-
Clinton.....	3,000 00	-	2,117 10	5,117 10	400 00	411 37	(a)	-	1,458 37	-
Gardiner.....	5,000 00	1,514 23	870 45	7,384 68	550 00	-	-	-	2,537 66	-
Hallowell.....	7,000 00	2,237 24	3,560 00	12,797 24	1,233 43	2,083 96	182 77	115 38	886 14	-
Monmouth.....	3,000 00	616 05	1,909 15	5,525 20	661 17	510 06	41 05	6 80	1,332 67	-
Oakland.....	1,500 00	534 90	778 25	2,813 15	487 50	864 43	132 00	-	81 77	-

(a) Included in amount reported as expended for food supplies.

1920—TABLE A—18—CONTINUED.

	Total Expendi- Etc.	DEDUCTIONS			Net Cost of Maintaining Almshouse	No. Admitted During Year.	No. Discharged.	NUMBER REMAINING AT END OF YEAR.						Daily Average No. Present.	Average Weekly Per Capita Cost.
		Increase in Inven- tures	Income from Sales Products, etc.	Total Deductions				Males Under 16	Males 16 to 60	Males Over 60	Females Under 16	Females 16 to 60	Females Over 60		
FRANKLIN COUNTY.															
Jay.....	\$104 54	-	\$414 00	\$414 00	6309 46	-	1	-	-	1	-	-	-	2	-
HANCOCK COUNTY															
Bucksport.....	2,001 13	-	1,659 24	1,659 24	341 89	-	4	-	2	1	-	-	a	-	-
Ellsworth.....	-	\$50 00	-	50 00	650 00	-	1	-	1	2	-	2	-	6	-
KENNEBEC COUNTY															
Augusta.....	14,287 04	2,454 19	8,063 18	10,517 37	3,769 67	22	22	-	2	12	-	3	2	19	\$3 81
Benton.....	557 87	100 00	-	100 00	457 87	-	1	-	-	1	-	-	1	2	4 39
China.....	-	-	-	-	-	-	-	-	-	-	-	-	-	-	-
Clinton.....	2,269 74	54 39	2,595 77	2,650 16	6380 42	2	1	-	-	2	-	-	2	3	-
Gardiner.....	3,087 66	54 45	449 10	503 55	2,584 11	1	3	-	-	4	-	-	3	8	6 21
Hallowell.....	4,501 68	1,364 11	2,055 68	3,419 79	1,081 89	-	-	-	3	3	-	-	1	7	2 97
Monmouth.....	2,551 75	196 85	1,387 44	1,584 29	967 46	3	-	-	-	2	-	-	1	3	6 20
Oakland.....	1,565 20	41 70	950 16	992 46	573 24	2	2	-	1	1	-	2	-	4	2 75

- (a) Record of city or town incomplete in this particular.
(b) Income exceeds expense by this amount.

1920—TABLE A—18—CONTINUED.
ALMHOUSE DATA, CHAPTER 29, REVISED STATUTES.

REPORT OF THE STATE BOARD

	INVENTORIES			Total	EXPENDITURES					Decrease in Inventories from Previous Report
	Land and Buildings	Furniture and Equipment	Livestock Farming Tools and Other Property		Salaries and Wages	Food Supplies	Clothing of Inmates	Repairs and Equipment	Other Purposes	
KENNEBEC COUNTY, CONT.										
Readfield.....	\$1,000 00	\$200 00	-	\$1,800 00	-	\$129 57	\$18 95	\$109 40	-	-
Sidney.....	3,000 00	100 25	\$514 17	3,614 42	\$100 00	376 03	-	-	-	\$85 58
Vassalboro.....	18,000 00	1,500 00	1,377 50	20,877 50	a730 50	-	-	-	-	-
Waterville.....	8,250 00	1,250 00	830 00	10,330 00	724 71	1,562 77	143 14	531 33	\$1,917 26	3,670 00
Winslow.....	6,000 00	500 00	3,344 25	9,844 25	1,049 13	763 10	54 47	1,259 89	-	-
Winthrop.....	2,500 00	200 00	3,534 40	6,234 40	622 46	645 10	26 34	52 68	1,004 17	56 40
KNOX COUNTY										
Friendship.....	1,800 00	200 00	100 00	2,100 00	325 00	16 40	13 45	12 00	97 65	-
Rockland.....	10,000 00	1,126 20	3,470 45	14,596 65	700 00	-	-	-	2,672 30	-
St. George.....	1,300 00	200 00	250 00	1,750 00	300 00	510 01	28 30	100 21	526 26	750 00
Thomaston.....	3,500 00	896 81	1,041 04	5,437 90	375 00	-	-	-	1,095 76	-
Vinalhaven.....	1,500 00	1,187 25	450 00	3,137 25	500 00	1,002 82	123 00	64 91	1,284 76	62 75
LINCOLN COUNTY										
Boothbay.....	(b)	-	-	-	-	-	-	-	800 00	-
Boothbay Harbor.....	1,000 00	100 00	50 00	1,150 00	1,155 00	171 73	76 36	8 90	17 36	300 00
Bristol.....	2,500 00	250 00	300 00	3,050 00	600 00	-	-	-	1,061 00	-
Wiscasset.....	2,500 00	50 00	250 00	2,800 00	416 92	-	43 72	27 00	54 33	-

(a) Included in the amount reported for salaries and wages.
(b) Poor cared for by contract and contractor's house is used as almshouse.

1920—TABLE A—18—CONTINUED.

	Total Expenditures.	DEDUCTIONS			Net Cost of Maintaining Almshouse	No. admitted During Year.	No. Discharged.	NUMBER REMAINING AT END OF YEAR.						Daily Average No. Present.	Average Weekly Per Capita Cost.
		Increase in Inventories	Income from Sales Products Etc.	Total Deductions				Males Under 16	Males 16 to 60	Males Over 60	Females Under 16	Females 16 to 60	Females Over 60		
KENNEBEC COUNTY, CONT.															
Readfield.....	\$257 92	\$200 00	-	\$200 00	\$57 92	-	-	-	-	1	-	-	-	1	\$1 11
Sidney.....	561 61	-	\$614 42	614 42	652 81	-	-	a	a	a	-	-	a	-	-
Vassalboro.....	730 50	11,481 50	-	11,481 50	510,751 00	1	-	-	-	a	-	-	a	3+	-
Waterville.....	8,549 21	-	2,668 97	2,668 97	5,880 24	15	15	-	4	5	-	-	1	11-	11 17
Winslow.....	3,126 59	237 85	-	237 85	2,888 74	1	1	-	1	2	-	-	-	4-	15 16
Winthrop.....	2,407 52	-	2,739 12	2,739 12	8331 60	-	-	-	-	1	-	-	-	1	-
KNOX COUNTY.															
Friendship.....	464 50	-	-	-	464 50	-	-	-	-	1	-	-	-	2	4 47
Rockland.....	3,372 30	792 38	1,700 00	2,492 38	879 92	8	14	-	3	6	-	-	4	17	6 89
St. George.....	2,214 78	-	788 38	788 38	1,426 40	1	-	-	4	4	-	-	-	4	6 86
Thomaston.....	1,470 76	123 72	649 22	772 94	697 82	1	-	-	2	2	-	2	-	4	2 35
Vinalhaven.....	3,038 24	-	-	-	3,038 24	4	1	-	1	2	-	1	5	9	6 49
LINCOLN COUNTY.															
Boothbay.....	800 00	-	-	-	300 00	-	-	-	2	-	-	-	-	2	7 69
Boothbay Harbor.....	1,729 35	-	-	-	1,729 35	-	-	-	1	2	-	-	-	3	11 08
Bristol.....	1,661 00	400 00	324 59	724 59	936 41	-	1	-	1	1	-	1	-	4	4 50
Wiscasset.....	541 97	-	-	-	541 97	-	-	-	-	2	-	-	-	2	5 52

(a) Record of city or town incomplete in this particular.
 (b) Income exceeds expense by this amount.

1920—TABLE A—18—CONTINUED.
ALMSHOUSE DATA, CHAPTER 29, REVISED STATUTES.

	INVENTORIES			Total	EXPENDITURES					Decrease in Inventories from Previous Report
	Land and Buildings	Furniture and Equipment	Livestock Farming Tools and Other Property		Salaries and Wages	Food Supplies	Clothing of Inmates	Repairs and Equipment	Other Purposes	
OXFORD COUNTY										
Bethel.....	\$2,500 00	\$392 85	(a)	\$2,892 85	-	-	-	-	-	-
Buckfield.....	2,500 00	-	-	2,500 00	-	-	-	-	-	-
Canton.....	2,500 00	170 00	\$2,545 00	5,215 00	\$596 50	\$258 47	\$13 46	-	\$1,608 69	\$535 00
Fryeburg.....	3,500 00	150 00	1,250 10	4,900 10	424 00	875 00	18 00	\$76 00	386 55	-
Greenwood.....	2,000 00	662 75	1,761 50	4,424 25	1,066 12	580 83	19 85	76 72	1,324 32	-
Hartford.....	1,430 00	-	735 00	2,135 00	450 00	-	-	-	2,172 32	385 00
Hiram.....	3,000 00	500 00	648 00	4,148 00	343 25	1,359 46	(b)	40 00	-	-
Lovell.....	3,500 00	106 00	300 00	3,900 00	500 00	272 28	7 50	-	302 58	600 00
Norway.....	2,500 00	1,390 36	4,248 60	8,138 96	1,189 03	404 84	30 37	110 11	1,830 42	-
Oxford.....	2,500 00	400 00	1,490 00	4,350 00	810 07	475 03	64 20	25 00	1,828 56	1,183 95
Paris.....	2,250 00	175 00	1,610 00	4,035 00	-	221 98	12 75	92 22	1,283 73	-
Porter.....	4,000 00	713 90	801 25	5,515 15	-	375 16	44 90	29 95	452 32	-
Rumford.....	10,000 00	2,546 00	1,500 00	14,046 00	1,822 67	626 51	-	221 80	2,382 56	2,775 00
Waterford.....	6,900 00	2,000 00	1,850 00	9,850 00	425 00	871 52	b	-	1,284 70	400 00

(a) Included in the amount reported as expended for furniture and equipment.

(b) Included in the amount reported as expended for food supplies.

1920—TABLE A—18—CONTINUED.

	Total Expenditures	DEDUCTIONS			Net Cost of Maintaining Almshouse	No. Admitted During Year.	No. Discharged.	NUMBER REMAINING AT END OF YEAR.						Daily Average No. Present.	Average Weekly Per Capita Cost.
		Increase in Inventories	Income from Sales Products Etc.	Total Deductions				Males Under 16	Males 16 to 60.	Males Over 60	Females Under 16	Females 16 to 60.	Females Over 60.		
OXFORD COUNTY.															
Bethel.....	-	-	\$50 00	\$50 00	b\$50 00	-	-	-	-	-	-	-	-	-	-
Buckfield.....	-	-	1,775 38	1,775 38	b1,775 38	-	-	-	-	-	-	-	-	-	-
Canton.....	\$3,012 12	-	2,204 00	2,204 00	808 12	-	-	-	-	-	-	-	-	1	15 54
Fryeburg.....	1,779 55	\$230 20	951 55	1,181 75	597 80	-	-	-	-	1	-	-	-	-	11 50
Greenwood.....	3,067 84	388 36	2,779 51	3,167 87	6100 03	-	2	1	-	-	-	-	-	1	+
Hartford.....	3,007 38	-	3,157 00	3,157 00	6149 62	-	-	1	1	-	-	-	-	1	-
Hiram.....	1,742 71	1,138 00	1,028 27	2,166 27	6423 56	-	3	-	-	-	-	-	-	a	-
Lovell.....	1,682 36	-	449 53	449 53	1,232 83	1	1	1	1	1	-	-	-	1	23 71
Norway.....	3,564 77	559 16	1,733 82	2,292 98	1,271 79	-	-	-	-	2	-	1	1	4	6 11
Oxford.....	4,386 78	-	3,052 45	3,052 45	1,334 33	1	-	1	1	2	-	-	-	a	-
Paris.....	1,610 68	134 25	1,395 21	1,529 46	81 22	1	1	-	2	-	-	-	-	5	78
Porter.....	902 33	-	821 00	821 00	81 33	-	1	-	3	-	-	-	1	5	31
Rumford.....	7,828 54	-	4,717 01	4,717 01	3,111 53	2	-	-	-	6	-	1	-	a	-
Waterford.....	2,981 22	-	2,228 07	2,228 07	753 15	-	-	-	1	-	-	-	-	1	14 48

(a) Report of city or town incomplete in this particular.
 (b) Income exceeds expense by this amount.

1920—TABLE A—18—CONTINUED.
ALMSHOUSE DATA, CHAPTER 29, REVISED STATUTES.

	INVENTORIES			Total	EXPENDITURES					Decrease in Inventories from Previous Report
	Land and Buildings	Furniture and Supplies	Livestock Farming Tools and Other Property		Salaries and Wages	Food Supplies	Clothing of Inmates	Repairs and Equipment	Other Purposes	
PENOBSCOT COUNTY										
Bangor.....	\$131,900 00	\$2,500 00	\$3,500 00	\$137,900 00	\$7,615 40	\$3,913 02	\$1,224 73	\$3,307 99	\$8,413 83	-
Brewer.....	6,000 00	768 81	1,050 45	7,819 26	780 00	1,407 16	195 79	328 80	443 30	\$230 88
Carmel.....	3,000 00	-	-	3,000 00	-	-	-	5 32	33 94	-
Charleston.....	1,200 00	300 00	525 00	2,025 00	550 00	300 00	50 00	-	920 86	320 95
Corinna.....	(b)	-	(b)	(b)	-	-	-	(b)	(b)	(b)
Dexter.....	5,000 00	2,030 75	2,365 00	9,395 75	640 60	744 14	51 90	65 00	1,565 84	-
Dixmont.....	1,500 00	100 00	100 00	1,700 00	-	-	-	100 00	-	-
Exeter.....	2,500 00	250 00	1,217 00	3,967 00	41 66	95 41	-	6 65	10 65	170 00
Garland.....	2,500 00	100 00	155 00	2,755 00	220 16	198 74	-	14 10	601 08	1,373 00
Hampden.....	6,000 00	400 00	1,620 00	8,020 00	-	-	-	48 12	-	-
Lincoln.....	1,000 00	-	-	1,000 00	-	-	-	-	-	-
Millford.....	700 00	-	-	700 00	-	-	-	-	-	-
(c) Newport.....	2,000 00	-	-	2,000 00	541 37	511 91	25 00	-	891 67	5,916 75
(d) Old Town.....	-	-	-	-	-	-	-	-	-	-
Orono.....	7,000 00	800 00	500 00	8,300 00	344 49	23 79	43 79	93 72	-	-
Plymouth.....	1,800 00	-	-	1,800 00	-	-	-	-	-	-
Stetson.....	(b)	(b)	(b)	(b)	-	-	-	(b)	(b)	(b)
Winn.....	1,000 00	-	-	1,000 00	-	-	-	-	-	-

(a) This amount includes money expended for dry goods for house.

(b) Report of city or town incomplete in this particular.

(c) Buildings burned Dec.13, 1919.

(d) No report filed.

1920—TABLE A—18—CONTINUED.

	Total Expenditures	DEDUCTIONS			Net Cost of Maintaining Almshouse	No. Admitted During Year.	No. Discharged.	NUMBER REMAINING AT END OF YEAR.						Daily Average No. Present.	Average Weekly Per Capita Cost.
		Increase in Inventories	Income from Sales Products Etc.	Total Deductions				Males Under 16	Males 16 to 60.	Males Over 60.	Females Under 16	Females 16 to 60.	Females Over 60.		
PENOBSCOT COUNTY.															
Bangor.....	\$24,474 97	\$38,900 00	\$3,395 92	\$42,295 92	a\$17,820 95	1 14	65	a	a	a	a	a	a	72	-
Brewer.....	3,385 93	-	2,108 66	2,108 66	1,277 27	5	6	-	1	2	-	1	-	6+	\$3 92
Carmel.....	39 26	1,500 00	163 00	1,663 00	a1,623 74	-	-	-	-	-	-	-	-	-	-
Charleston.....	2,141 81	-	1,169 96	-	971 85	1	1	-	-	2	-	-	-	3	44
Corinna.....	b	b	b	b	b	-	-	-	-	-	-	-	-	-	-
Dexter.....	3,097 48	-	3,262 99	3,262 99	a165 51	2	1	-	2	-	-	-	-	4	-
Dixmont.....	100 00	-	-	-	100 00	-	-	-	-	-	-	-	-	-	-
Exeter.....	324 67	-	200 00	200 00	124 67	-	1	-	-	-	-	-	-	-	-
Garland.....	2,407 08	-	1,801 08	1,801 08	606 00	-	-	-	-	-	-	-	-	-	-
Hampden.....	237 75	-	-	-	237 75	-	-	-	-	2	-	-	-	2	2 20
Lincoln.....	-	-	-	-	-	-	-	-	-	-	-	-	-	-	-
Milford.....	-	-	-	-	-	-	-	-	-	-	-	-	-	-	-
(c) Newport.....	7,886 70	-	2,081 87	2,081 87	5,804 83	-	-	-	-	-	-	-	-	-	-
(d) Old Town.....	-	-	-	-	-	-	-	-	-	-	-	-	-	-	-
Orono.....	505 79	2,800 00	100 00	2,900 00	a2,324 21	-	-	-	1	-	-	-	-	3	-
Plymouth.....	-	-	125 00	125 00	a125 00	-	-	-	-	-	-	-	-	-	-
Stetson.....	b	b	100 00	100 00	a100 00	-	-	-	-	-	-	-	-	-	-
Winn.....	-	-	-	-	-	-	-	-	-	-	-	-	-	-	-

- (a) Income exceeds expense by this amount.
- (b) Report of city or town incomplete in this particular.
- (c) Buildings burned Dec. 13, 1919.
- (d) No report filed.

1920—TABLE A—18—CONTINUED.

ALMSHOUSE DATA, CHAPTER 29, REVISED STATUTES.

REPORT OF THE STATE BOARD

	INVENTORIES			Total	EXPENDITURES					Decrease in Inventories from Previous Report
	Land and Buildings	Furniture and Supplies	Livestock Farming Tools and Other Property		Salaries and Wages	Food Supplies	Clothing of Inmates	Repairs and Equipment	Other Purposes	
PISCATAQUIS COUNTY										
Dover.....	\$3,000 00	\$1,688 00	\$1,410 00	\$6,098 00	\$611 52	\$1,224 31	\$25 60	\$107 20	\$329 91	-
SAGADAHOC COUNTY										
Bath.....	1,200 00	1,000 00	1,293 50	14,293 50	1,036 45	1,041 14	280 41	1,023 00	1,634 30	-
Bowdoinham.....	(a)	(a)	(a)	(a)	-	-	-	-	-	-
Phippsburg.....	800 00	-	-	800 00	-	-	-	-	-	-
Richmond.....	1,500 00	-	-	1,500 00	-	-	-	-	-	-
Topsham.....	2,000 00	100 00	-	2,100 00	-	-	-	12 06	12 16	-
SOMERSET COUNTY										
Anson.....	2,000 00	-	1,630 00	3,630 00	650 00	707 72	-	90 00	555 80	\$147 00
Canaan.....	2,000 00	-	-	2,000 00	-	-	-	-	-	500 00
Cornville.....	1,350 00	50 00	-	1,400 00	506 28	(c)	35 82	2 20	45 10	-
Detroit.....	850 00	-	-	850 00	-	-	-	-	-	-
(d) Fairfield.....	-	-	-	-	-	-	-	-	-	-
Madison.....	4,750 00	700 00	1,860 00	7,310 00	1,106 57	443 09	94 28	198 73	897 01	193 00
Skowhegan.....	6,000 00	750 00	1,500 00	8,250 00	720 00	-	211 00	150 10	375 20	1,778 00

(a) Report of city or town incomplete in this particular.

(b) Buildings burned.

(c) Included in amount reported as expended for salaries and wages.

(d) No report filed.

1920—TABLE A—18—CONTINUED.

	Total Expenditures	DEDUCTIONS			Net Cost of Maintaining Almshouse	No. Admitted During Year.	No. Discharged.	NUMBER REMAINING AT END OF YEAR.						Daily Average No. Present.	Average Weekly Per Capita Cost.
		Increase in Inventories	Income from Sales Products Etc.	Total Deductions				Males Under 16	Males 16 to 60.	Males Over 60.	Females Under 16	Females 16 to 60.	Females Over 60.		
PISCATAQUIS COUNTY.															
Dover.....	\$2,298 54	\$1,080 00	\$2,015 79	\$3,095 79	a\$797 25	1	2	-	1	-	-	-	-	1	-
SAGADAHOC COUNTY.															
Bath.....	5,015 30	1,757 75	1,363 30	3,121 05	1,894 25	10	12	-	1	3	-	-	3	8	\$4 55
Bowdoinham.....	-	-	100 00	100 00	a100 00	-	-	-	-	-	-	-	-	-	-
Phippsburg.....	-	-	10 00	10 00	a10 00	-	-	-	-	-	-	-	-	-	-
Richmond.....	-	-	100 00	100 00	a100 00	-	-	-	-	-	-	-	-	-	-
Topsham.....	24 22	-	58 50	58 50	34 28	-	-	-	-	-	-	-	-	-	-
SOMERSET COUNTY.															
Anson.....	2,150 52	-	1,631 98	1,631 98	518 54	1	1	-	2	-	-	-	-	2	5 95
Canaan.....	500 00	-	100 00	100 00	400 00	-	-	-	-	-	-	-	-	-	-
Cornville.....	589 40	50 00	163 42	213 42	375 58	1	-	-	2	1	-	1	-	5	1 45
Detroit.....	-	-	85 00	85 00	a85 00	-	-	-	-	-	-	-	-	-	-
(b) Fairfield.....	-	-	-	-	-	-	-	-	-	-	-	-	-	-	-
Madison.....	2,932 68	-	1,271 10	1,271 10	1,661 58	1	4	-	1	2	-	1	-	5+	6 06
Skowhegan.....	3,234 30	-	3,352 63	3,352 63	a118 33	11	11	-	-	3	-	-	3	5	-

(a) Income exceeds expense by this amount.
 (b) No report filed.

OF CHARITIES AND CORRECTIONS

1920—TABLE A—18—CONTINUED.

ALMSHOUSE DATA, CHAPTER 29, REVISED STATUTES.

REPORT OF THE STATE BOARD

	INVENTORIES			Total	EXPENDITURES					Decrease in Inventories from Previous Report
	Land and Buildings	Furniture and Supplies	Livestock Farming Tools and Other Property		Salaries and Wages	Food Supplies	Clothing of Inmates	Repairs and Equipment	Other Purposes	
WALDO COUNTY										
Belfast.....	-	-	-	-	-	-	-	-	\$2,800 00	-
Burnham.....	\$1,300 00	\$100 00	\$50 00	\$1,450 00	-	-	-	\$15 75	-	-
Frankfort.....	2,000 00	258 00	618 96	2,876 76	\$410 50	\$222 02	-	-	-	\$152 19
Monroe.....	1,500 00	-	-	1,500 00	-	-	-	-	-	700 00
Troy.....	1,500 00	-	-	1,500 00	-	104 00	\$8 40	109 97	26 25	200 00
Winterport.....	1,500 00	709 00	-	2,209 00	115 00	286 96	-	-	-	971 50
WASHINGTON COUNTY										
Calais.....	6,000 00	2,000 00	1,500 00	9,500 00	456 00	1,781 09	285 78	111 83	1,330 67	-
Eastport.....	1,500 00	200 00	1,700 00	-	610 11	-	-	394 22	-	-
Lubec.....	600 00	-	-	600 00	208 00	-	20 17	6 10	127 95	-
Machias.....	1,200 00	-	-	1,200 00	-	-	-	70 00	-	-
Machiasport.....	600 00	-	-	600 00	-	325 50	100 12	2 85	-	-

(a) Contract price.

1920—TABLE A—18—CONTINUED.

	Total Expenditures	DEDUCTIONS			Net Cost of Maintaining Almshouse	No. Admitted During Year.	No. Discharged.	NUMBER REMAINING AT END OF YEAR.						Daily Average No. Present.	Average Weekly Per Capita Cost.
		Increase in Inventories	Income from Sales Produce Etc.	Total Deductions				Males Under 16.	Males 16 to 60.	Males Over 60.	Females Under 16.	Females 16 to 60.	Females Over 60.		
WALDO COUNTY.															
Belfast.....	\$2,800 00	-	-	-	\$2,800 00	2	2	-	-	6	-	-	-	7	\$7 69
Burnham.....	15 75	\$150 00	-	\$150 00	134 25	-	-	-	-	-	-	-	-	-	-
Frankfort.....	784 71	-	-	-	784 71	-	-	-	-	-	-	-	-	2	7 54
Monroe.....	700 00	-	\$45 00	45 00	655 00	-	-	-	-	-	-	-	-	-	-
Troy.....	448 62	-	90 00	90 00	358 62	-	1	-	-	-	-	-	-	-	1
Winterport.....	1,373 46	-	1,672 45	1,672 45	298 59	<i>b</i>	<i>b</i>	<i>b</i>	<i>b</i>	<i>b</i>	<i>b</i>	<i>b</i>	<i>b</i>	<i>b</i>	<i>b</i>
WASHINGTON COUNTY.															
Calais.....	3,965 37	-	171 00	171 00	3,794 37	5	5	-	1	7	-	-	2	12	6 08
Eastport.....	1,004 33	-	-	-	1,004 33	1	1	-	4	-	-	1	-	5	3 86
Lubec.....	362 22	-	-	-	362 22	-	-	-	-	1	-	-	-	2	3 48
Machias.....	0 00	-	35 00	35 00	35 00	-	-	-	-	-	-	-	-	-	-
Machiasport.....	428 47	-	324 79	324 79	103 68	-	-	-	-	2	-	-	-	2	90

(a) Income exceeds expense by this amount.
 (b) Report of city or town incomplete in this particular.

OF CHARITIES AND CORRECTIONS

1920—TABLE A—18—CONTINUED.
ALMSHOUSE DATA, CHAPTER 29, REVISED STATUTES.

	INVENTORIES			Total	EXPENDITURES					Decrease in Inventories from Previous Report
	Land and Buildings	Furniture and Supplies	Livestock Farming Tools and Other Property		Salaries and Wages	Food Supplies	Clothing of Inmates	Repairs and Equipment	Other Purposes	
YORK COUNTY										
Acton.....	\$1,550 00	-	-	\$1,550 00	-	-	-	\$324 72	\$167 76	-
Alfred.....	4,000 00	-	-	4,000 00	-	-	-	-	-	-
Berwick.....	(a)	(a)	(a)	-	-	-	-	-	-	-
Biddeford.....	40,000 00	\$6,000 00	\$6,200 00	52 200 00	\$2,050 00	\$7,150 10	\$351 75	882 64	-	\$1,365 00
Buxton.....	3,000 00	100 00	150 00	3,250 00	-	-	-	7 51	-	-
Eliot.....	1,000 00	-	-	1,000 00	-	-	-	-	-	-
Hollis.....	2,500 00	400 00	900 00	3,800 00	300 00	1,007 07	48 80	603 51	-	-
Kennebunk.....	1,000 00	250 00	-	1,250 00	-	-	-	15 20	-	-
Kennebunkport.....	2,500 00	-	-	2,500 00	1,094 35	-	38 01	51 28	324 63	-
Kittery.....	1,800 00	200 00	265 00	2,265 00	360 00	1,099 50	23 68	100 44	383 01	-
Lebanon.....	15,000 00	989 05	1,076 75	17,065 80	491 70	352 78	-	129 14	595 46	-
Limington.....	3,000 00	100 00	-	3,100 00	-	-	-	-	-	-
Parsonsfield.....	8,000 00	-	-	8,000 00	-	-	-	-	-	-
Saco.....	15,000 00	2,446 00	3,800 00	21,246 00	1,490 29	1,589 63	498 50	1,145 61	4,080 14	-
Sanford.....	2,200 00	500 00	650 00	3,350 00	648 39	1,074 06	77 15	-	1,304 16	-
Shapleigh.....	2,000 00	125 00	100 00	2,225 00	-	-	-	-	-	-
(b) South Berwick.....	-	-	-	-	-	-	-	-	-	-
Waterboro.....	4,500 00	200 00	-	4,700 00	-	-	-	-	-	-
Wells.....	8,000 00	-	-	8,000 00	-	-	-	-	-	-
York.....	-	-	-	-	-	-	-	-	-	-
Totals.....	\$855,909 75	\$96,553 45	\$153,107 94	\$1,105,571 14	\$100,373 32	\$89,971 52	\$11,207 86	\$22,714 94	\$122,263 13	\$27,265 13

(a) Report of city or town incomplete in this particular.

(b) No report filed.

1920—TABLE A—18—CONCLUDED.

	Total Expenditures	DEDUCTIONS			Net Cost of Maintaining Almshouse	No. Admitted During Year.	No. Discharged.	NUMBER REMAINING AT END OF YEAR.						Daily Average No. Present.	Average Weekly Per Capita Cost.
		Increase in Inventories	Income from Sales Produce Etc.	Total Deductions				Males Under 16	Males 16 to 60.	Males Over 60	Females Under 16	Females 16 to 60	Females Over 60		
YORK COUNTY.															
Acton.....	\$492 48	-	\$257 50	\$257 50	\$234 98	-	-	-	-	-	-	-	-	-	-
Alfred.....	-	-	140 00	140 00	a140 00	-	-	-	-	-	-	-	-	-	-
Berwick.....	-	-	60 00	60 00	a60 00	-	-	-	-	-	-	-	-	-	-
Biddeford.....	11,759 49	-	1,819 00	1,819 00	9,980 49	6	6	-	6	15	-	-	10	31	\$6 19
Buxton.....	7 51	\$216 84	198 44	415 28	407 77	-	-	-	-	-	-	-	-	-	-
Eliot.....	-	-	-	-	-	-	-	-	-	-	-	-	-	-	-
Hollis.....	1,959 38	250 00	541 55	791 55	1,167 83	1	1	c	c	c	c	c	c	2	7 49
Kennebunk.....	15 20	-	-	-	15 20	-	-	-	-	-	-	-	-	-	-
Kennebunkport.....	1,508 27	-	-	-	1,508 27	1	1	-	-	4	-	-	-	4	7 25
Rittery.....	1,966 63	265 00	124 25	389 25	1,577 38	-	2	c	c	c	c	c	c	3	10 11
Lebanon.....	1,569 08	5,337 66	1,134 54	6,472 20	a4,903 12	-	-	-	-	-	-	-	-	-	-
Limington.....	-	-	50 00	50 00	a50 00	-	-	-	-	-	-	-	-	-	-
Parsonsfield.....	-	-	95 00	95 00	a95 00	-	-	-	-	-	-	-	-	-	-
Saco.....	8,804 17	-	5,493 37	5,493 37	3,310 80	6	3	-	1	7	-	1	8	18	3 54
Sanford.....	3,103 76	38 00	849 10	887 10	2,216 66	3	3	-	2	2	-	2	7	6 09	-
Shapleigh.....	-	-	200 00	200	a290 00	-	-	-	-	-	-	-	-	-	-
(b) South Berwick.....	-	-	-	-	-	-	-	-	-	-	-	-	-	-	-
Waterboro.....	-	-	-	-	-	-	-	-	-	-	-	-	-	-	-
Wells.....	-	-	18 00	18 00	a18 00	-	-	-	-	-	-	-	-	-	-
York.....	-	-	-	-	-	-	-	-	-	-	-	-	-	-	-
Totals.....	\$373,795 90	\$97,098 23	\$175,980 74	\$273,078 97	\$100,716 93	810	754	11	106	259	10	60	158	629+	\$3 06

- (a) Income exceeds cost by this amount.
- (b) No report filed.
- (c) Report incomplete in this particular.

OF CHARITIES AND CORRECTIONS

SUMMARY OF POOR RELIEF COSTS, BY COUNTIES.

1919.

COUNTY	Net Cost of Maintaining Institution	Home Relief	Travelers and Vagrants	Paid Other Towns	Salaries, Etc., Overseers	Total	Population	Average Cost Per Capita of Population
Androscoggin.....	\$18,743 32	\$38,737 46	\$22 82	\$926 34	\$1,840 32	\$60,270 26	59,822	\$ 59
Aroostook.....	5,536 82	54,456 43	94 00	2,525 60	606 00	64,218 85	67,771	89
Cumberland.....	57,697 38	45,883 54	39 25	2,159 67	4,320 92	110,100 76	112,074	96
Franklin.....	704 29	11,980 79	6 50	1,361 20	-	14,052 78	18,071	70
Hancock.....	4,181 37	29,323 17	29 52	1,322 83	316 05	35,150 94	35,177	96
Kennebec.....	11,788 00	26,532 99	61 67	1,678 99	2,774 21	42,836 72	62,807	65
Knox.....	5,304 97	17,186 51	3 75	1,049 45	1,290 53	24,835 21	28,850	82
Lincoln.....	4,488 69	8,368 26	43 47	242 02	12 60	13,156 04	19,696	65
Oxford.....	5,385 09	28,701 06	126 19	1,899 50	1,653 59	37,865 43	35,964	1 00
Penobscot.....	27,092 90	41,118 62	85 37	3,778 22	2,619 30	74,694 41	84,130	84
Piscataquis.....	630 81	11,131 95	84 03	528 00	327 15	12,701 94	18,710	65
Sagadahoc.....	2,155 81	7,659 23	82 51	663 97	484 54	11,046 06	18,553	56
Somerset.....	7,494 55	27,171 99	165 21	2,664 57	25 00	37,521 32	35,519	88
Waldo.....	4,921 95	8,773 10	18 38	930 70	-	14,644 13	23,483	58
Washington.....	157 33	15,394 54	28 73	609 17	93 06	16,282 13	42,326	37
York.....	22,144 81	39,949 91	80 25	567 37	1,962 32	64,704 66	68,051	94
Total of State.....	\$178,429 09	\$412,369 55	\$971 65	\$23,007 60	\$18,325 59	\$634 081 64	731,004	\$ 83

SUMMARY OF POOR RELIEF COSTS, BY COUNTIES.

1920

COUNTY	Net Cost of Maintaining Institution	Home Relief	Travelers and Vagrants	Paid Other Towns	Salaries Etc., Overseers	Total	Population	Average Cost Per Capita of Population
Androscoggin.....	\$6,907 43	\$45,087 31	\$54 98	\$3,486 37	\$3,135 30	\$58,671 39	59,832	\$ 92
Aroostook.....	(a)13,938 69	62,470 48	40 75	2,447 37	543 86	51,563 77	73,584	67
Cumberland.....	66,874 12	42,341 54	40 25	6,250 36	5,311 02	120,817 29	112,014	1 02
Franklin.....	(a)309 46	10,374 74	6 00	2,385 09	106 49	12,562 86	18,667	55
Hancock.....	3,041 89	28,077 76	19 37	1,574 97	218 40	32,932 39	35,270	89
Kennebec.....	6,645 31	32,607 59	65 12	2,375 41	4,442 03	46,135 46	62,863	70
Knox.....	6,108 46	17,025 49	5 25	1,339 38	1,230 00	25,708 58	29,074	84
Lincoln.....	4,007 73	8,033 82	49 66	554 83	30 00	12,676 04	19,016	64
Oxford.....	6,773 51	24,347 45	62 80	2,072 10	965 91	34,221 77	36,066	69
Penobscot.....	(a)13,713 04	41,483 81	71 93	5,000 00	2,441 78	35,284 48	84,648	35
Piscataquis.....	(a)797 25	11,812 28	76 66	1,218 36	23 36	12,333 41	19,039	58
Sagadahoc.....	1,749 97	8,883 02	85 40	551 00	660 67	11,930 06	18,535	61
Somerset.....	2,752 77	26,523 18	58 40	1,972 47	61 67	31,398 49	35,623	92
Waldo.....	4,166 89	9,013 35	42 74	1,384 15	60 00	14,667 13	23,383	57
Washington.....	5,289 60	22,139 01	71 04	353 72	959 66	28,853 03	42,498	67
York.....	15,775 44	47,315 14	154 15	1,269 37	3,567 31	68,081 41	69,051	97
Total of State.....	\$101,334 68	\$437,535 97	\$904 50	\$34,274 95	\$23,787 46	\$597,837 56	742,731	\$ 80

(a) Income exceeds expense by this amount.

OF CHARITIES AND CORRECTIONS

APPENDIX B
INSTITUTION STATISTICS
1919 & 1920

REPORT OF THE STATE BOARD

1919—TABLE B—I.
STATE INSTITUTIONS—SUMMARY.

INSTITUTION.	Surplus Beginning of Year	Income	Expenses	Surplus at End of Year
(YEAR ENDING JUNE 30, 1919.)				
Augusta State Hospital.....	\$2,096,863 66	\$414,819 03	\$417,049 99	\$2,094,632 70
Bangor State Hospital.....	1,084,109 53	333,874 82	320,933 63	109,750 72
School for Feeble Minded.....	444,713 81	288,867 70	199,626 63	533,954 88
Central Sanatorium.....	104,130 98	155,544 59	118,444 55	141,231 02
Northern Sanatorium (A).....	-	-	-	-
Western Sanatorium.....	227,960 22	119,084 58	112,833 81	234,210 99
Military and Naval Orphan Asylum.....	35,000 00	22,064 45	20,610 91	36,453 54
School for Boys.....	210,491 46	78,461 28	78,644 61	210,308 13
School for Girls.....	161,658 75	153,108 77	102,887 32	211,880 20
Reformatory for Women.....	64,852 10	27,340 00	28,229 95	63,962 15
State Prison.....	219,541 17	377,516 88	344,420 67	252,637 38
Totals.....	\$4,649,321.68	\$1,970,682 10	\$1,743,682 07	\$4,876,321.71

(A) Construction just begun.

1919—TABLE B—2.
STATE INSTITUTIONS—INCOME.

INSTITUTION.	Increase Land Build- ings, Etc.	Sales etc.	Board & Care	Endow- ment Income.	State Appropri- ation	Total
(YEAR ENDING JUNE 30, 1919)						
Augusta State Hospital...		\$34,157 02	\$48,874 93	\$2,929 13	\$328,857 95	\$414,819 03
Bangor State Hospital...		37,910 91	28,400 00	135 84	267,427 39	333,874 82
School for Feeble Minded	\$69,161 27	39,672 08	2,651 34		177,383 01	288,867 70
Central Sanatorium	10,162 76	18,528 02	10,679 85		116,173 96	155,544 59
Northern Sanatorium (A)						
Western Sanatorium		24,194 07	6,564 06	3,710 00	84,616 45	119,084 58
Military & Naval Orphan Asylum		1,500 53		747 50	19,816 42	22,064 45
School for Boys		16,801 58		78 68	61,581 02	78,461 28
School for Girls	43,889 88	10,374 71		756 82	98,087 36	153,108 77
Reformatory for Women		904 93			26,435 07	27,340 00
State Prison	15,000 00	152,637 80			209,879 08	377,516 88
Totals	\$138,213 91	\$336,681 65	\$97,170 18	\$8,357 97	\$1,390,257 71	\$1,970,682 10

(A) Construction just begun.

1919—TABLE B—3.
STATE INSTITUTIONS—EXPENDITURES.

INSTITUTION.	INSTITUTION.						ABSENTEES.			INCOME.		Total Expenses
	Salaries	Food	Clothing	Repairs	Care Other	Total Institution	Board	Traveling & Other	Total Absentees	Income to State	Special Expenses	
(Year Ending June 30, 1919.)												
Augusta State Hospital.....	\$100,850 03	\$116,782 09	\$12,782 12	\$56,699 79	\$71,592 22	\$358,706 25	\$130 48	-	\$130 48	\$48,907 14	\$9,306 12	\$417,049 99
Bangor State Hospital.....	75,519 81	103,516 93	9,409 85	39,643 79	61,671 47	289,761 83	-	-	-	30,343 93	827 85	320,933 63
School for Feeble Minded.....	32,520 04	33,429 31	4,756 74	21,366 66	31,700 16	123,772 91	-	-	-	6,391 11	68,859 93	199,023 95
Central Sanatorium.....	18,379 59	42,584 78	25 75	9,322 46	30,374 97	100,687 55	-	-	-	11,651 13	6,105 87	118,444 55
Northern Sanatorium.....	(A) -	-	-	-	-	-	(A)	-	-	-	-	-
Western Sanatorium.....	26,079 81	34,879 12	-	14,695 67	24,914 13	100,568 73	-	-	-	12,265 08	-	112,833 81
Military and Naval Orphan Asy...	4,649 58	5,793 58	1,730 95	3,562 03	4,127 27	19,863 41	-	-	-	747 50	-	20,610 91
School for Boys.....	15,993 16	23,204 69	2,901 63	17,075 10	17,844 64	77,019 22	21 53	\$199 67	221 20	1,404 19	-	78,644 61
School for Girls.....	12,546 61	15,992 14	4,518 44	7,902 71	11,567 94	52,527 84	1,401 39	373 35	1,774 74	383 85	48,200 94	102,887 32
Reformatory for Women.....	5,881 84	4,140 93	1,885 23	3,276 02	11,767 46	26,951 48	257 98	115 56	373 54	904 93	-	28,229 95
State Prison.....	40,642 16	20,384 66	3,699 59	18,487 42	120,250 19	203,464 02	-	-	-	123,499 60	17,457 05	344,420 67
Totals.....	\$333,062.63	\$400,708.23	\$41,710.30	\$192,031.65	\$383,810.45	\$1,353,323.26	\$1,811.38	\$688.58	\$2,499.96	\$236,468.41	\$150,757.76	\$1,743,079.39

A Construction just begun

1919—TABLE B—4.

STATE INSTITUTIONS—ASSETS AND LIABILITIES.

OF CHARITIES AND CORRECTIONS

INSTITUTION.	ASSETS						LIABILITIES			Surplus
	Land, Build-ings, Etc.	Invested Funds	Inventories	Accounts Receivable	Cash	Total Assets	Trust Funds	Loans and Acc'ts Pay-able	Total Liabilities	
(Year Ending June 30, 1919.)										
Augusta State Hospital.....	\$1,894,740 00	\$56,273 44	\$199,892 70	\$300,778 18	\$2,209 44	\$2,453,893 76	\$56,273 44	\$302,987 62	\$359,261 06	\$2,094,632 70
Bangor State Hospital.....	956,882 48	2,000 00	140,168 24	155,337 71	2,551 01	1,256,939 44	2,000 00	157,888 72	159,888 72	1,097,050 72
School for Feeble Minded.....	458,901 68	-	75,601 75	113,322 78	-	647,826 21	-	113,871 33	113,871 33	533,954 88
Central Sanatorium.....	103,563 21	500 00	37,790 36	78,896 90	-	220,750 47	500 00	79,019 45	79,519 45	141,231 02
Northern Sanatorium.....	- (A)	-	-	-	-	-	-	-	-	-
Western Sanatorium.....	186,092 22	76,100 00	48,352 56	69,086 98	-	379,631 76	76,100 00	69,320 77	145,420 77	234,210 99
Military & Naval Orphan Asylum.....	28,000 00	16,000 00	8,500 53	14,691 81	-	67,192 34	16,000 00	14,738 80	30,738 80	36,453 54
School for Boys.....	175,200 00	700 00	35,120 33	33,988 55	-	245,008 88	700 00	34,000 75	34,700 75	210,308 13
School for Girls.....	178,244 87	10,819 15	33,865 20	34,573 44	16 00	257,518 66	10,819 15	34,819 31	45,638 46	211,880 20
Reformatory for Women.....	56,300 00	-	7,767 35	53,573 01	1,307 05	118,947 41	-	54,985 26	54,985 26	63,962 15
State Prison.....	124,900 00	-	83,017 50	74,990 98	17,352 47	300,260 95	-	47,623 57	47,623 57	252,637 38
Totals.....	\$4,162,824 46	\$162,392 59	\$670,076 52	\$929,240 34	\$23,435 97	\$5,947,969 88	\$162,392 59	\$909,255 58	\$1,071,648 17	\$4,876,321 71

A Construction just begun.

1919—TABLE B—5a.
STATE INSTITUTIONS—POPULATION.

INSTITUTION.	NUMBERS CARED FOR					Average Employees	
	Admitted	Discharged	Deceased	Average Present	Average Absent	Total	Subsided
(YEAR ENDING JUNE 30, 1919)							
Augusta State Hospital.	339	139	142	1,074	(B)	217	217
Bangor State Hospital.	275	121	104	701	98	136	136
School for Feeble Minded	30	8	25	268-	2+	52	52
Central Sanatorium.....	305	252	65	102+	-	37	36
Northern Sanatorium....	(A)	-	-	-	-	-	-
Western Sanatorium.....	99	75	12	91	5	54	54
Military and Naval Orphan Asylum.....	8	10	-	47	11	13	10
School for Boys.....	49	33	6	169	157	31	30
School for Girls.....	23	26	-	125+	73	24	21
Totals.....	1,128	664	354	257+	346+	564	556

(A) Construction just begun.

(B) No. report from Institution.

1919—TABLE B—5b.
STATE INSTITUTIONS.—POPULATION.

INSTITUTION	NUMBERS CARED FOR										Employees	
	Number Actual Commitments	No. Parole Violators Returned	No. Es- capes Returned	No. Es- capes not Returned	Number Paroled	Number Deceased	Number Otherwise Released	Average Number Present	Average Number Absent	Total	No. Subsisted	
(YEAR ENDING JUNE 30, 1919)												
Reformatory for Women.....	44	7	8	-	39	1	6	60 +	(c)	13 +	13 +	
Maine State Prison.....	72	-	-	-	38	17	34	192	(c)	35	-	
Totals.....	116	7	8	-	77	18	40	252 +	-	48 +	13 +	

(c) Institution has no record.

1919—TABLE B—6.
STATE INSTITUTIONS—COSTS.

INSTITUTION	Gross Cost Institution Care	Gross Cost of Absentees	Net Cost of Maintenance	Average Per Capita Cost		ANALYSIS OF INSTITUTION PER CAPITAS					
				Institution Care, Per Week	Absentees Per Week	Salaries	Food	Clothing	Repairs	All Other Less Sales, Etc.	
(YEAR ENDING JUNE 30, 1919).											
Augusta State Hospital.....	\$324,549 23	\$130 48	\$284,362 74	\$5 82	-	\$1 81	\$1 74	\$ 23	\$1 02	\$1 02	
Bangor State Hospital.....	251,850 94	-	224,278 11	6 92	-	2 07	2 39	26	1 09	1 11	
School for Feeble-Minded.....	84,100 83	-	81,750 83	8 89	-	2 34	2 01	34	1 53	2 67	
Central Sanatorium.....	82,159 53	-	71,749 65	15 44	-	3 46	4 92	01	1 75	5 30	
(R) Northern Sanatorium.....	-	-	-	-	-	-	-	-	-	-	
Western Sanatorium.....	76,374 66	-	69,810 60	16 18	-	5 52	4 63	-	3 11	2 92	
Military & Naval Orphan Asy.	18,362 88	-	18,362 88	7 52	-	1 91	1 96	71	1 46	1 48	
School for Boys.....	60,217 64	221 20	60,438 84	6 85	\$27	1 82	2 24	32	1 94	53	
School for Girls.....	42,153 13	1,774 74	43,171 05	6 48	45	1 93	2 11	69	1 22	53	
Reformatory for Women.....	26,046 55	373 54	26,420 09	8 64	?	1 88	1 09	60	1 05	4 62	
State Prison.....	45,606 89	-	45,606 89	4 57	?	4 07	2 04	37	1 85	(a) 3 76	
Totals.....	\$1,011,422 28	\$2,499 96	\$925,951 68								

(a) Income from sales and credits exceeds all other by this amount.

(R) Construction just begun.

1919—TABLE B—7.

COUNTY INSTITUTIONS—SUMMARY.

INSTITUTION. (YEAR ENDING DEC. 31, 1918.)	Surplus Beginning of Year	Income	Expenses	Surplus End of Year
Androscoggin County Jail	\$80,206 65	\$3,401 47	\$12,886 00	\$79,755 85
Aroostook County Jail	37,000 00	646 50	5,070 52	37,000 00
Cumberland County Jail	154,500 00	3,103 05	19,695 26	154,500 00
Franklin County Jail	12,200 00	2,514 60	3,961 30	12,200 00
Hancock County Jail	15,700 00	—	1,895 15	15,700 00
Kennebec County Jail	55,785 50	429 17	9,263 72	55,358 60
Knox County Jail	12,650 00	—	2,409 98	12,650 00
Lincoln County Jail	8,000 00	100 00	474 87	8,000 00
Oxford County Jail	21,100 00	100 00	2,193 38	21,200 00
Penobscot County Jail	152,000 00	434 84	11,301 05	152,000 00
Piscataquis County Jail	16,230 00 (c)	2,920 04	1,650 04	17,500 00
Sagadahoc County Prisoners	—	—	611 13	611 13
Somerset County Jail	25,000 00	103 11	2,570 47	25,000 00
Waldo County Jail	15,500 00	(b)531 59	2,266 43	16,031 59
Washington County Jail	25,000 00	13 01	2,225 48	25,000 00
York County Jail	77,150 00	100 00	6,301 60	77,250 00
Cumberland County Farm	28,500 00	7,020 73	13,613 66	(c)21,500 00
Totals	\$708,022 15	\$14,397 18	\$84,165 25	\$687,646 04

(a) Includes \$1,500. reported increase in valuation of jail buildings.

(b) Reported increase in value of jail buildings.

(c) This is net liability, due to old loan (\$50,000) not heretofore reported by the County Commissioner to this department.

1919—TABLE B—8.
COUNTY INSTITUTIONS—INCOME.

INSTITUTION	Capital Income	Sales Etc.	BOARD			Other Sources Ex- cept County Funds	Deficit Paid by County	Total Income
			From the United States	From Other Counties	From Individ- uals			
(YEAR ENDING DEC. 31, 1918.)								
Androscoggin County Jail.....	-	\$2,524 58	-	-	(b) \$876 89	-	\$9,033 73	\$12,435 20
Aroostook County Jail.....	-	395 50	\$251 00	-	-	-	4,424 02	5,070 52
Cumberland County Jail.....	-	1,444 25	715 35	\$522 05	421 40	-	16,592 21	19,695 26
Franklin County Jail.....	-	2,514 60	-	-	-	-	1,446 70	3,961 30
Hancock County Jail.....	-	-	-	-	-	-	1,895 15	1,895 15
Kennebec County Jail.....	-	-	-	422 23	6 94	-	8,407 65	8,836 82
Knox County Jail.....	-	-	-	-	-	-	2,409 98	2,409 98
Lincoln County Jail.....	-	100 00	-	-	-	-	375 87	4.4 87
Oxford County Jail.....	-	100 00	-	-	-	-	2,293 38	2,393 38
Penobscot County Jail.....	-	-	432 24	-	2 40	-	10,886 41	11,301 05
Piscataquis County Jail.....	(a) \$1,500	-	-	-	-	-	-	2,920 04
Sagadahoc County Prisoners.....	-	-	-	-	-	-	611 13	611 13
Somerset County Jail.....	-	70 00	33 11	-	-	-	2,467 36	2,570 47
Waldo County Jail.....	(a) 531 59	-	-	-	-	-	2,266 43	2,798 02
Washington County Jail.....	-	-	13 01	-	-	-	2,212 47	2,225 48
York County Jail.....	-	100 00	-	-	-	-	6,301 60	6,401 60
Cumberland County Farm.....	-	7,020 73	-	-	-	-	6,592 93	13,613 66
Totals.....	\$2,031 59	\$14,269 66	\$1,444 71	\$947 28	\$1,307 63	-	\$78,196 02	\$99,613 63

(a) Reported increase in valuation of Jail buildings.

(b) Includes \$98.50 from State Prison.

1919—TABLE B—9.
COUNTY INSTITUTIONS—EXPENDITURES.

INSTITUTION.	INSTITUTION CARE						ABSENTEES			Total Expense
	Salaries	Food	Clothing	Repairs	Other	Total Institution	Board	Other	Total Absentees	
(YEAR ENDING DEC. 31, 1918.)										
Androscoggin County Jail.....	\$3,206 58	\$3,040 79	\$785 90	-	\$5,852 73	\$12,886 00	-	-	-	\$12,886 00
Aroostook County Jail.....	1,025 00	1,604 56	281 11	\$500 00	1,659 85	5,070 52	-	-	-	5,070 52
Cumberland County Jail.....	6,438 89	4,275 87	757 90	799 63	7,252 10	19,524 39	\$170 87	-	\$170 87	19,695 26
Franklin County Jail.....	837 49	780 89	-	-	2,342 92	3,961 30	-	-	-	3,961 30
Hancock County Jail.....	704 00	272 27	32 19	86 69	800 00	1,895 15	-	-	-	1,895 15
Kennebec County Jail.....	1,754 00	3,299 18	531 52	225 78	3,453 24	9,263 72	-	-	-	9,263 72
Knox County Jail.....	720 00	750 92	208 55	680 51	50 00	2,409 98	-	-	-	2,409 98
Lincoln County Jail.....	-	-	-	-	36 89	36 89	356 50	\$81 48	437 98	474 87
Oxford County Jail.....	612 00	954 32	38 36	21 11	481 94	2,107 73	185 65	-	185 65	2,293 38
Penobscot County Jail.....	3,380 00	5,079 65	395 11	1,058 32	1,387 97	11,301 05	-	-	-	11,301 05
Piscataquis County Jail.....	500 00	920 04	-	-	230 00	1,650 04	-	-	-	1,650 04
Sagadahoc County Prisoners.....	-	-	-	-	-	-	161 03	450 10	611 13	611 13
Somerset County Jail.....	845 00	395 42	1 75	361 63	966 67	2,570 47	-	-	-	2,570 47
Waldo County Jail.....	547 50	295 00	20 80	731 59	671 54	2,266 43	-	-	-	2,266 43
Washington County Jail.....	1,300 00	371 29	30 10	484 53	39 56	2,225 48	-	-	-	2,225 48
York County Jail.....	1,210 00	2,359 35	386 21	628 90	1,717 14	6,301 60	-	-	-	-
Cumberland County Farm.....	3,183 50	1,647 81	276 18	1,838 32	6,667 85	13,613 66	-	-	-	13,613 66
Totals.....	\$26,263 96	\$26,047 36	\$3,745 68	\$7,417 01	\$33,610 40	\$97,084 41	\$874 05	\$531 58	\$1,405 63	\$92,188 44

OF CHARITIES AND CORRECTIONS

1919—TABLE B—10.

COUNTY INSTITUTIONS—ASSETS AND LIABILITIES.

INSTITUTION (YEAR ENDING DEC. 31, 1919.)	ASSETS.				LIABILITIES.	
	Land Bldgs. Etc.	Inventories	Acc'ts. Rec.	Total	Loans Acc'ts. Pay.	Surplus
Androscoggin County Jail.....	\$75,000 00	\$4,173 00	\$582 00	\$79,755 85	-	\$79,755 85
Aroostook County Jail.....	35,000 00	2,000 00	-	37,000 00	-	37,000 00
Cumberland Co. Jail.....	150,000 00	4,282 00	218 00	154,500 00	-	154,500 00
Franklin County Jail.....	12,000 00	200 00	-	12,000 00	-	12,200 00
Hancock County Jail.....	15,500 00	200 00	-	15,700 00	-	15,700 00
Kennebec County Jail.....	54,000 00	1,247 50	111 10	55,358 60	-	55,358 60
Knox County Jail.....	12,650 00	-	-	12,650 00	-	12,650 00
Lincoln County Jail.....	8,000 00	-	-	8,000 00	-	8,000 00
Oxford County Jail.....	21,000 00	200 00	-	21,200 00	-	21,200 00
Penobscot County Jail.....	150,000 00	2,000 00	-	152,000 00	-	152,000 00
Piscataquis County Jail.....	17,500 00	-	-	17,500 00	-	17,500 00
Somerset County Jail.....	25,000 00	-	-	25,000 00	-	25,000 00
Waldo County Jail.....	15,531 59	500 00	-	16,031 59	-	16,031 59
Washington County Jail.....	25,000 00	-	-	25,000 00	-	25,000 00
York County Jail.....	76,000 00	1,250 00	-	77,250 00	-	77,250 00
Cumberland County Farm.....	20,000 00	8,500 00	-	28,500 00	\$50,000 00	(a)21,500 00
Totals.....	\$712,181 59	\$24,552 50	\$911 95	\$737,646 04	\$50,000 00	\$687,646 04

(a) Liability.

1919—TABLE B—II.
COUNTY INSTITUTIONS—POPULATION.

INSTITUTION	NUMBERS CARED FOR								COMMITMENTS CLASSIFIED AS TO SEX & AGE.			
	Number Admitted	Number Discharged	Number Decreased	Number Escaped and Not Returned	Average No. Present	Average Number Absent	Average Number Employees	Average Number Employees Subsisted	No. Males Under 17	No. Males 17 or Over	No. Females Under 17	No. Females 17 or Over
(YEAR ENDING DEC. 31, 1918)												
Androscoggin County Jail.....	276	280	-	5	20-	-	1	-	(a)	(a)	(a)	(a)
Aroostook County Jail.....	184	173	-	-	18+	-	1	-	4	169	1	10
Cumberland County Jail.....	600	583	1	3	39	-	6	1-	13	535	1	51
Franklin County Jail.....	33	34	-	-	5-	-	1	-	1	32	-	-
Hancock County Jail.....	4	8	-	-	1+	-	1	-	-	4	-	-
Kennebec County Jail.....	141	158	-	-	22+	-	1	-	2	137	-	2
Knox County Jail.....	21	23	-	-	5	-	1	-	-	18	-	3
Oxford County Jail.....	79	76	-	-	8	1+	1	-	-	76	1	2
Penobscot County Jail.....	24	515	1	7	33	-	1	-	-	483	-	19
Piscataquis County Jail.....	112	111	-	-	6+	-	1	-	-	112	-	-
Somerset County Jail.....	46	45	-	-	4	-	1	-	-	46	-	-
Waldo County Jail.....	10	12	-	-	2-	-	1	-	-	10	-	-
Washington County Jail.....	21	21	-	-	2+	-	1	-	-	21	-	-
York County Jail.....	102	112	-	-	16	-	2	-	7	81	-	11
Cumberland County Farm.....	(b) 16+	(b) 15	-	7	6+	8-	4	4	-	-	-	-
Totals.....	1,669	2,164	2	22					27	1,724	3	98

(a) Report not classified.
(b) Also 9 parole violators and charges returned.
(c) Also 17 paroled.

1919—TABLE B—12.
COUNTY INSTITUTIONS—COSTS.

INSTITUTION	Gross Cost Institution Care	Gross Cost Absentees	Net Cost of Maintenance Institution	AVERAGE PER CAPITA Cost		ANALYSIS OF INSTITUTION PER CAPITA.				
				Inst. Care Per Week	Absentees Per Week	Salaries	Food	Clothing	Repairs	Other Less Sales & Credits
(YEAR ENDING DEC. 31, 1918.)										
Androscoggin County Jail	\$10,361 42	—	\$9,484 53	\$10 09	—	\$3 12	\$2 96	\$ 77	—	\$3 24
Aroostook County Jail	4,675 02	—	4,424 02	4 75	—	1 04	1 63	29	\$ 51	1 28
Cumberland County Jail	18,080 14	—	16,431 34	8 95	—	3 19	2 08	38	40	2 90
Franklin County Jail	3,961 30	—	1,446 70	5 88	—	3 40	3 17	—	—	(b) 69
Hancock County Jail	1,895 15	—	1,895 15	24 60	—	9 14	3 53	42	1 12	10 39
Kennebec County Jail	9,263 72	—	8,834 55	7 98	—	1 51	2 84	46	19	2 98
Knox County Jail	2,409 98	—	2,409 98	9 27	—	2 77	2 88	80	2 62	20
Lincoln County Prisoners	—	(a)\$374 87	374 87	—	\$3 67	—	—	—	—	—
Oxford County Jail	2,007 73	185 65	2,193 38	4 82	3 36	1 47	2 29	09	05	92
Penobscot County Jail	11,301 05	—	10,866 41	6 59	—	1 97	2 96	23	62	81
Piscataquis County Jail	1,650 04	—	1,650 04	4 98	—	1 51	2 78	—	—	69
Sagadahoc County Prisoners	—	(a)611 13	611 13	—	—	—	—	—	—	—
Somerset County Jail	2,500 47	—	2,467 36	12 02	—	4 06	1 90	—	1 74	4 32
Waldo County Jail	2,266 43	—	2,266 43	26 90	—	6 49	3 50	24	8 68	7 99
Washington County Jail	2,225 48	—	2,212 47	17 83	—	10 42	2 97	24	3 88	32
York County Jail	6,201 60	—	6,201 60	7 44	—	1 45	2 83	46	75	1 95
Jails totals and averages	\$78,799 53	\$986 00	\$73,769 96	\$10 86	\$3 51	\$3 68	\$2 74	\$ 31	\$1 47	\$2 66
Cumberland County Farm	6,592 63	—	6,592 93	20 40	—	9 85	3 10	85	5 69	91
Totals	\$85,392 16	\$986 00	\$80,362 89							

(a) Prisoners boarded in jails of other counties.

(b) Income from sales & credits exceeds all other by this amount.

1919—TABLE B—13.

CHILDREN'S INSTITUTIONS—SPECIAL APPROPRIATION—
SUMMARY.

INSTITUTION.	Surplus at Beginning of Year.	Income	Expenses	Surplus at End of Year
Children's Aid Society	\$11,838 88	\$4,672 03	\$3,540 45	\$12,970 46
Children's Heart Work Society.....	1,397 72	7,669 48	8,901 69	165 51
Children's Protective Society.....	721 39	6,618 60	6,612 72	727 27
Eastern Maine Orphans' Home.....	2,016 17	4,156 68	3,876 51	2,296 34
Girl's Orphanage	34,248 25	9,175 84	9,303 89	34,120 20
Healy Asylum.....	67,233 63	28,423 45	29,832 19	65,824 89
Holy Innocents' Home	9,225 68	3,615 82	2,869 24	9,972 26
Lewiston and Auburn Children's Home.....	6,117 31	1,661 98	2,434 36	5,344 93
Maine Children's Home Society.....	12,577 40	22,410 62	19,756 08	15,231 94
Maine Home for Friendless Boys.....	19,922 19	5,267 20	4,576 11	20,613 28
St. Elizabeth's Orphan Asylum.....	34,781 52	12,421 92	10,077 63	37,125 81
W. C. T. U. Temporary Home.....	3,968 20	2,330 56	2,653 18	3,645 58
York County Children's Aid Society.....	-	12,105 13	12,416 62	(a)311 49
Totals.....	\$204,048 34	\$120,529 31	\$116,850 67	\$207,726 98

(a) Deficit.

1919—TABLE B—14.
CHILDREN'S INSTITUTIONS—SPECIAL APPROPRIATION—INCOME.

INSTITUTION.	Increase Land, Build- ings Etc.	Increase in Invested Funds	Sales Etc.	FOR BOARD & CARE.			Endow- ment Income	Other Sources	Total Income.
				From the State	From Cities and Towns	From Individuals & Societies			
Children's Aid Society	-	\$2,000 00	-	\$1,141 50	-	\$690 02	\$708 60	\$131 91	\$4,672 03
Children's Heart Work Society	-	-	-	311 25	\$338 68	1,184 75	120 78	5,714 02	7,669 48
Children's Protective Society	-	-	-	639 34	1,596 69	358 51	-	4,024 06	6,618 60
Eastern Maine Orphan's Home	-	-	\$583 33	-	1,022 45	1,054 53	-	1,496 35	4,156 68
Girls' Orphanage	-	-	223 75	2,500 24	1,978 00	(a)4,456 85	17 00	-	9,175 84
Healy Asylum	\$171 35	-	9,339 21	2,907 68	3,698 50	(a)4,697 22	120 33	4,489 16	28,423 45
Holy Innocent's Home	-	-	-	1,493 39	-	(a)1,315 07	12 27	759 09	3,615 82
Lewiston and Auburn Children's Home	-	-	-	271 50	-	225 50	64 98	1,100 00	1,661 98
Maine Children's Home Society	-	2,105 00	-	1,500 00	-	(a)7 180 89	519 94	11,104 79	22,410 62
Maine Home for Friendless Boys	-	-	-	1,500 00	-	96 00	3,147 20	524 00	5,267 20
St. Elizabeth's Orphan Asylum	-	-	16 83	1,714 56	-	(a)5,027 14	-	5,663 39	12,421 92
W. C. T. U. Temporary Home	-	-	627 63	131 29	-	(a)658 99	25 00	837 65	2,330 56
York County Children's Aid Society	-	-	57 93	490 83	-	(a)7,965 06	187 29	3,404 02	12,105 13
Totals	\$171 35	\$4,105 00	\$10,848 68	\$14,601 58	\$8,634 32	\$37,910 53	\$4,923 39	\$39,298 44	\$120,529 31

(a) This includes money received for board and care from cities and towns.

1913—TABLE B—15.

CHILDREN'S INSTITUTIONS—SPECIAL APPROPRIATION—
EXPENDITURES.

INSTITUTIONS.	INSTITUTION CARE.					Total Institution
	Salaries	Food	Clothing	Repairs	Other	
Children's Aid Society	\$1,231 51	\$693 32	\$301 25	—	\$1,314 37	\$3,540 45
Children's Heart Work Society	1,110 00	539 96	255 35	—	1,176 17	3,081 48
Children's Protective Society	—	—	—	—	—	—
Eastern Maine Orphans' Home	318 75	1,644 07	425 95	\$816 55	671 19	3,876 51
Girl's Orphanage	1,465 00	5,642 39	439 20	665 30	1,092 00	9,303 89
Healy Asylum	1,472 76	12,138 94	655 95	1,183 73	14,383 81	29,832 19
Holy Innocents' Home	451 91	1,483 07	167 64	278 45	178 17	2,869 24
Lewiston and Auburn Children's Home	743 00	444 26	69 98	113 41	364 30	1,734 95
Maine Children's Home Society	—	—	—	—	—	—
Maine Home for Friendless Boys	1,200 97	1,675 90	281 95	497 45	919 84	4,576 11
St. Elizabeth's Orphan Asylum	232 43	3,966 64	874 70	3,173 94	1,799 92	10,077 63
W. C. T. U. Temporary Home	1,237 00	513 87	34 56	114 45	695 14	2,595 02
York County Children's Aid Society	—	—	—	—	—	—
Totals	\$9,503 33	\$28,742 42	\$3,596 53	\$6,843 28	\$22,591 91	\$71,487 47

1919—TABLE B—16.

CHILDREN'S INSTITUTIONS—SPECIAL APPROPRIATION—EXPENDITURES—CONCLUDED.

INSTITUTION	ABSENTEES				Special Expense	Total Expense	CHANGES IN TRUST FUNDS	
	Salaries	Board	Other	Total Absentees			Increase	Decrease
Children's Aid Society.....	-	-	-	-	-	\$3,540 45	-	-
Children's Heart Work Society.....	-	\$4,357 13	\$478 95	\$4,836 08	(a) \$984 13	8,901 69	-	-
Children's Protective Society.....	\$1,963 79	3,116 28	2,110 05	6,612 72	-	6,612 72	-	-
Eastern Maine Orphan's Home.....	-	-	-	-	-	3,876 51	-	-
Girls' Orphanage.....	-	-	-	-	-	5,303 89	-	-
Healy Asylum.....	-	-	-	-	-	29,832 19	-	-
Holy Innocent's Home.....	-	-	-	-	-	2,869 24	\$1,169 50	-
Lewiston and Auburn Children's Home.....	-	599 41	-	599 41	(b) 100 00	2,434 36	-	-
Maine Children's Home Society.....	4,951 30	10,821 67	3,983 11	19,756 08	-	19,756 08	-	-
Maine Home for Friendless Boys.....	-	-	-	-	(c) 48 45	4,576 11	-	-
St. Elizabeth's Orphan Asylum.....	-	-	-	-	-	10,077 62	-	-
W. C. T. U. Temporary Home.....	-	58 16	-	58 16	-	2,653 18	2,000 00	-
York County Children's Aid Society.....	1,989 63	9,565 97	861 02	12,416 62	-	12,416 62	3,385 00	-
	\$3,904 72	\$28,518 67	\$7,433 13	\$44,279 07	\$984 13	\$116,850 67	\$6,554 50	-

(a) Trust Fund created.

(b) Liberty Bond.

(c) Invested as limited trust fund.

1919—TABLE B—17.

CHILDREN'S INSTITUTIONS—SPECIAL APPROPRIATION—ASSETS AND LIABILITIES.

INSTITUTION	ASSETS						LIABILITIES				Surplus
	Land, Buildings Etc.	Endowments	Inventories	Acc'ts. Rec.	Cash	Total	Mortgages	Trust Funds	Loans and Acc'ts. Payable	Total	
Children's Aid Society.....	\$6,600 00	\$16,674 00	-	-	\$270 46	\$23,544 46	-	\$8,074 00	\$2,500 00	\$10,574 00	\$12,970 46
Children's Heart Work Society.....	-	3,984 13	-	-	165 51	4,149 64	-	3,984 13	-	3,984 13	165 51
Children's Protective Society.....	-	3,000 00	-	\$379 59	347 68	3,727 27	-	3,000 00	-	3,000 00	727 27
Eastern Maine Orphan's Home.....	17,000 00	5,752 92	\$1,000 00	-	296 34	24,049 26	\$16,000 00	5,752 92	-	5,752 92	2,296 34
Girls' Orphanage.....	33,000 00	-	890 00	170 00	60 20	34,120 20	-	-	-	-	34,120 20
Healy Asylum.....	77,810 12	-	10,200 35	1,403 25	2,375 87	91,789 59	-	22,159 00	3,835 76	25,964 70	65,824 89
Holy Innocent's Home.....	12,000 00	7,415 67	2,000 00	-	722 26	22,137 93	4,750 00	7,415 67	-	12,165 67	9,972 26
Lewiston and Auburn Children's Home.....	3,500 00	1,326 00	500 00	-	18 93	5,344 93	-	-	-	-	5,344 93
Maine Children's Home Society.....	12,000 00	13,650 89	-	2,151 49	1,683 45	28,882 83	-	13,650 89	-	13,650 89	15,231 94
Maine Home for Friendless Boys.....	16,400 00	68,619 95	1,803 00	-	2,413 28	89,233 23	-	68,619 95	-	68,619 95	20,613 28
St. Elizabeth's Orphan Asylum.....	42,000 00	10,411 66	4,000 00	-	664 87	57,076 53	9,539 06	10,411 66	-	19,950 72	37,125 81
W. C. T. U. Temporary Home.....	3,300 00	2,000 00	947 57	158 55	18 91	6,425 03	-	2,000 00	779 45	2,779 45	3,645 58
York County Children's Aid Society.....	-	4,810 00	300 00	-	-	5,110 00	-	4,810 00	611 49	5,421 49	(a) 311 49
	\$223,610 12	\$137,645 22	\$21,637 92	\$4,262 88	\$8,434 76	\$395,590 90	\$30,289 06	\$149,888 22	\$7,696 64	\$171,863 92	\$207,726 98

(a) Deficit.

OF CHARITIES AND CORRECTIONS

1919—TABLE B—18.

CHILDREN'S INSTITUTIONS—SPECIAL APPROPRIATION.
POPULATION.

INSTITUTION.	NUMBERS CARE'D FOR.					Average No. Employees.	
	Number Admitted	Number Discharged	Number Deceased	Average Number Present	Average Number Absent	Subsisted	Whole
Children's Aid Society.....	10	7	-	17	6	3	7
Children's Heart Work Society....	16	13	-	2	84	3	4
Children's Protective Society.....	25	36	2	-	73	-	3
Eastern Maine Orphan's Home....	9	9	-	25	-	4	4
Girl's Orphanage.....	46	47	2	110	-	14	14
Healy Asylum.....	77	90	2	203	-	38	38
Holy Innocent's Home.....	37	24	11	20	-	8	9
Lewiston & Aub'n Children's Home	27	21	1	9	12	3	3
Maine Children's Home Society...	74	51	3	-	332	4	7
Maine Home for Friendless Boys...	-	-	-	12+	-	-	-
St. Elizabeth's Orphan Asylum...	40	36	2	70	-	7	8
W. C. T. U. Temporary Home....	5	11	-	7+	1	2	2
York County Children's Aid Soc.	38	9	3	-	130	-	3
	404	354	26	475	638	86	102

1919—TABLE B—19.
CHILDREN'S INSTITUTIONS—SPECIAL APPROPRIATION—COSTS.

OF CHARITIES AND CORRECTIONS

INSTITUTION	Gross Cost Institution Care	Gross Cost Care of Absentees	AVERAGE PER CAPITA COST.			ANALYSIS OF INSTITUTION PER CAPITA				
			Net Cost of Maintaining Institution or Organ	Institution Care Per week	Absentees Per Week	Salaries	Food	Clothing	Repairs	Other Less Sales & Credits
Children's Aid Society.....	\$3,540 45	-	\$1,708 93	\$4 00	-	\$1 39	\$67	\$34	-	\$1 60
Children's Heart Work Society.....	-	\$7,917 56	6,082 88	(A)	(A) \$1 82	-	-	-	-	-
Children's Protective Society.....	-	6,612 72	4,018 18	-	1 74	-	-	-	-	-
Eastern Maine Orphan's Home.....	3,253 18	-	1,216 20	2 53	-	24	1 09	33	\$63	24
Girls' Orphanage.....	9,080 14	-	145 05	1 55	-	25	85	07	11	27
Healy Asylum.....	20,492 98	-	6,189 58	1 94	-	14	97	06	11	66
Holy Innocents Home.....	2,869 24	-	60 78	2 76	-	44	1 02	16	27	87
Lewiston & Auburn Children's Home..	1,734 95	599 41	2,334 36	3 70	96	1 59	71	15	24	1 01
Maine Children's Home Society.....	-	19,756 08	11,075 19	-	1 14	-	-	-	-	-
Maine Home for Friendless Boys.....	4,576 11	-	4,480 11	-	-	-	-	-	-	-
St. Elizabeth's Orphan Asylum.....	10,060 80	-	3,319 10	2 76	-	07	99	24	87	59
W. C. T. U. Temporary Home.....	1,967 39	58 16	1,235 27	5 68	1 12	3 57	1 14	10	33	54
York County Children's Aid Society...	-	12,358 69	3,902 80	-	1 83	-	-	-	-	-
	\$57,615 24	\$47,302 62	\$45,768 43	\$3 11	\$1 44	\$0 96	\$0 93	\$18	\$0 32	\$0 72

(4) Institution and absentees cost not figured separately.
Method of administration such as to make separation impossible.

1919—TABLE B—20.

MATERNITY HOSPITALS—SPECIAL APPROPRIATION.—INCOME.

INSTITUTION	FOR BOARD AND CARE.						
	Increase Land, Bldgs Etc.	Increase in Invested Funds	From the State	From In- dividuals & Societies	Endow- ment Income	Other Sources	Total Income
Good Samaritan Home.....	\$5,831 25	\$3,000 00	\$3,411 61	\$2,293 53	-	\$872 93	\$15,409 32
Temporary Home for Women and Children	-	-	2,500 00	2,160 40	\$1,496 11	1,401 35	7,557 86
Total.....	\$5,831 25	\$3,000 00	\$5,911 61	\$4,453 93	\$1,496 11	\$2,274 28	\$22,967 18

1919—TABLE B—21.

MATERNITY HOSPITALS—SPECIAL APPROPRIATION.—SUMMARY.

INSTITUTION.	Surplus Beginning of Year	Income	Expenses	Surplus At End of Year
Good Samaritan Home.....	\$9,546 65	\$15,409 32	\$10,800 92	\$14,155 05
Temporary Home for Women and Children	9,332 79	7,557 86	7,143 34	9,747 31
Total.....	\$18,879 44	\$22,967 18	\$17,944 26	\$23,902 36

1919—TABLE B—22.

MATERNITY HOSPITALS—SPECIAL APPROPRIATION.—EXPENDITURES.

INSTITUTION	Decrease Invest- ments	Salaries	Food	Clothing	Repairs	Other	Total Expense	Increase in Trust Funds
Good Samaritan Home.....	\$3,331 25	\$1,671 93	\$1,683 31	\$93 59	\$3,022 09	\$998 75	\$10,800 92	
Temporary Home for Women and Children.....	-	2,137 03	2,996 74	168 26	154 49	1,638 37	7,094 89	\$3,155 24
Total.....	\$3,331 25	\$3,808 96	\$4,680 05	\$261 85	\$3,176 58	\$2,637 12	\$17,895 81	\$3,155 24

1919—TABLE B—23.

MATERNITY HOSPITALS—SPECIAL APPROPRIATION.—ASSETS AND LIABILITIES.

INSTITUTION	Land, Bldgs Etc.	ASSETS				LIABILITIES			Surplus
		Edow- ments.	Inventories	Cash	Total	Trust Funds	Loans and Accounts Payable	Total	
Good Samaritan Home.....	\$10,750 00	\$5,150 00	\$500 00	\$855 05	\$17,255 05	\$3,100 00	-	\$3,100 00	\$14,155 05
Temporary Home for Women and Children.....	8,980 00	32,719 01	700 00	639 45	43,038 46	32,719 01	\$572 14	33,291 15	9,747 31
	\$19,730 00	\$37,869 01	\$1,200 00	\$1,494 50	\$60,293 51	\$35,819 01	\$572 14	\$36,391 15	\$23,902 36

1919—TABLE B—24.
MATERNITY HOSPITALS—SPECIAL APPROPRIATION.—POPULATION.

INSTITUTION.	Numbers Cared For					Average No. Employees	
	Number Admitted	Number Discharged	Number Deceased	Average No. Present	Average No. Absent	Subsisted	Whole
Good Samaritan Home.....	24	14	3	28 +	-	4	3
Temporary Home for Women & Children.....	36	39	3	28	-	6	5
Totals.....	60	53	6	45 +	-	10	8

1919—TABLE B—25.
MATERNITY HOSPITALS—SPECIAL APPROPRIATION.—COSTS.

INSTITUTION	Gross Cost of Institution Care	Gross Cost of Absentees	Net cost of Maintaining Institution or Organ.	AVERAGE PER CAPITA COST			ANALYSIS OF INSTITUTION PER CAPITA			
				Institution Care Per Week	Absentees Per Week	Salaries	Food	Clothing	Repairs	Other Less Sales & Credits
Good Samaritan Home.....	\$7,469 67	-	\$1,764 53	\$5 07	-	\$1 14	\$1 03	\$06	\$2 05	\$ 79
Temporary Home for Women and Children.....	7,094 89	-	2,434 49	4 87	-	1 47	1 60	12	11	1 57
Totals and averages.....	\$14,564 56	-	\$4,199 02	\$4 97	-	\$1 30	\$1 31	\$09	\$1 08	\$1 18

1919—TABLE B—26.

HOSPITALS—SPECIAL APPROPRIATION—SUMMARY.

INSTITUTION.	Surplus Beginning of Year	Income	Expenses	Surplus at End of Year
Augusta General Hospital.....	\$46,274 43	\$81,951 32	\$38,414 61	\$89,811 14
Bar Harbor Medical & Surgical Hospital.....	69,377 09	14,617 38	17,448 93	66,545 54
Bath City Hospital.....	35,318 8	18,613 91	19,050 46	34,882 31
Calais Hospital.....	a1,872 21	22,233 71	21,415 53	(a)1,054 03
Central Maine General Hospital.....	132,987 99	8,775 13	77,614 72	136,148 40
Chas. A. Dean Hospital.....	51,128 16	25,563 34	17,905 46	58,786 01
Children's Hospital.....	53,557 12	41,743 61	41,150 20	54,150 47
Daughters of Wisdom.....	4,150 0	2,855 70	2,656 70	4,350 00
Eastern Maine General Hospital.....	235,134 27	108,204 17	125,657 50	217,681 94
Knox County General Hospital.....	25,234 20	17,415 45	16,967 32	28,682 39
Madigan Memorial Hospital.....	76,643 60	16,833 97	14,633 52	78,904 05
Maine Eye & Ear Infirmary.....	71,116 05	53,334 73	69,411 00	55,040 01
Maine General Hospital.....	383,530 47	102,663 62	108,569 36	377,624 70
No. Maine General Hospital.....	15,233 10	10,947 10	9,297 10	16,883 00
Old Town Hospital.....	a293 62	7,859 70	7,272 55	150 00
Presque Isle General Hospital.....	12,465 09	17,510 48	15,250 07	14,725 50
Rumford Hospital Ass'n.....	8,404 68	12,107 80	12,697 42	7,815 15
Sisters of Charity.....	1,434 38	16,791 08	15,620 25	2,605 21
St. Mary's General Hospital.....	182,118 35	49,847 41	46,103 90	185,832 35
Trull Hospital Aid Ass'n.....	2,148 47	714 38	981 10	1,881 69
Waldo County General Hospital.....	6,320 64	3,033 25	5,967 70	4,289 13
Webber Hospital.....	100,679 82	27,521 49	22,512 79	105,688 52
York Hospital.....	1,500 00	10,801 54	9,752 45	2,549 49
Gardner General Hospital.....	-	72,362 09	43,711 94	28,650 15
Bangor Anti-Tuberculosis Ass'n.....	2,374 31	8,915 63	9,107 44	2,182 50
	\$1,437,966 23	\$826,182 56	\$769,223 12	\$1,574,694 82

(a) Deficit.

1919—TABLE B—27.
HOSPITALS—SPECIAL APPROPRIATION—INCOME.

120

REPORT OF THE STATE BOARD

INSTITUTION	Increase Land, Bldgs. Etc.	Increase Invested Fund	Sales, Etc.	FOR BOARD AND CARE.			Endowment Income Etc.	Other Sources	Total Income
				From the State	From Cities & Towns	From Individuals & Societies			
Augusta General Hospital.....	-	\$45,468 22	\$3,613 08	\$4,757 11	-	\$21,905 68	\$971 41	\$1,235 74	\$81,951 32
Bar Harbor Medical and Surgical Hospital..	-	-	-	880 08	-	5,378 53	3,129 77	5,228 10	14,617 38
Bath City Hospital.....	-	-	-	1,491 73	-	14,660 30	1,170 00	1,291 88	18,613 91
Calais Hospital.....	\$4,481 30	-	2,995 50	586 24	-	13,598 01	-	572 66	22,233 71
Central Maine General Hospital.....	6,000 00	-	1,470 35	5,323 34	\$862 00	65,084 30	866 59	1,159 55	80,775 13
Charles A. Dean Hospital.....	(a)5,000 00	-	1,892 55	1,422 50	348 25	10,912 87	4,700 00	1,287 17	25,563 34
Children's Hospital.....	-	-	215 62	27,500 00	-	13,039 99	896 00	92 00	41,743 61
Daughters of wisdom.....	-	-	1,140 20	500 00	-	1,216 50	-	-	2,856 70
Eastern Maine General Hospital.....	-	-	913 00	8,000 00	-	83,475 33	13,979 03	1,336 81	108,204 17
Knox County General Hospital.....	-	-	2,273 53	342 00	-	12,687 92	-	2,112 00	17,415 45
Madigan Memorial Hospital.....	-	-	549 55	901 25	-	14,758 17	-	685 00	16,893 97
Maine Eye and Ear Infirmary.....	-	-	617 08	2,124 00	-	36,306 91	13,487 16	799 58	53,334 73
Maine General Hospital.....	-	-	704 90	6,434 12	-	74,043 72	21,070 88	410 00	102,663 62
Northern Maine General Hospital.....	1,200 00	-	2,087 22	1,285 90	-	4,927 94	153 74	1,319 30	10,947 10
Old Town Hospital.....	-	-	-	1,005 00	2,971 00	3,150 21	-	733 58	7,859 79
Presque Isle General Hospital.....	-	-	114 39	-	-	16,742 32	33 42	620 35	17,510 48
Rumford Hospital Ass'n.....	-	-	-	750 00	-	11,170 39	-	187 50	12,107 89
Sisters of Charity.....	-	-	-	542 00	469 00	15,364 08	-	-	16,791 08
St. Mary's General Hospital.....	-	-	6,316 58	7,999 50	2,273 50	32,342 38	915 44	-	49,847 40
Trull Hospital Aid Associations.....	-	-	87 64	458 00	-	-	71 74	97 00	714 38
Waldo County General Hospital.....	-	-	82 85	273 00	74 00	3,236 40	270 00	-	3,936 25
Webber Hospital.....	500 00	-	-	2,944 40	-	20,626 40	3,351 53	99 16	27,521 49
York Hospital.....	-	-	400 00	1,199 64	-	5,265 93	-	3,936 37	10,801 94
Gardiner General Hospital.....	28,770 11	-	2,105 01	-	-	9,021 95	-	32,465 02	72,362 09
Bangor Anti-Tuberculosis Ass'n.....	-	-	-	1,775 00	-	4,657 42	-	2,483 21	8,915 63
	\$45,951 41	\$45,468 22	\$27,558 05	\$82,471 95	\$6,997 75	\$494,072 88	\$65,066 51	\$58,151 98	\$816,182 56

(a) This is a new Nurses' Home given the hospital.

1919—TABLE B—28.
HOSPITALS—SPECIAL APPROPRIATION.—EXPENDITURES.

INSTITUTION	Decrease, Land, Etc.	Decrease Invest- ments	EXPENDITURES					Total Institution
			INSTITUTION CARE.					
			Salaries	Food	Clothing	Repairs	Other	
Augusta General Hospital.....	-	-	\$11,537 43	\$10,303 07	-	\$2,316 50	\$14,257 61	\$38,414 61
Bar Harbor Medical and Surgical Hospital.....	-	-	5,528 87	3,575 77	-	2,262 00	4,082 29	15,448 93
Bath City Hospital.....	-	-	6,083 85	4,781 81	-	2,716 57	5,468 23	19,050 46
Calais Hospital.....	-	-	3,086 00	3,377 59	\$38 79	2,464 44	7,967 41	16,934 23
Central Maine General Hospital.....	-	-	18,603 54	21,536 88	331 52	10,999 27	20,143 51	71,614 72
Charles A. Dean Hospital.....	-	-	5,395 56	5,390 08	-	435 08	6,684 77	17,905 49
Children's Hospital.....	-	\$559 95	12,318 16	11,065 43	-	1,421 40	15,785 32	40,590 31
Daughters of Wisdom.....	-	-	306 00	1,120 00	456 65	160 00	620 05	2,656 70
Eastern Maine General Hospital.....	-	-	30,671 78	41,596 99	-	26,293 51	26,345 22	124,907 50
Knox County General Hospital.....	\$1,850 25	-	3,997 55	3,463 32	-	881 72	5,791 11	15,983 95
Madigan Memorial Hospital.....	-	-	2,807 80	3,698 80	-	225 00	7,851 92	14,633 52
Maine Eye and Ear Infirmary.....	-	-	11,493 88	16,460 47	-	8,161 33	33,295 39	69,411 07
Maine General Hospital.....	-	-	26,884 66	37,709 40	-	3,063 86	40,911 47	108,569 39
No. Maine General Hospital.....	-	-	3,223 70	2,505 11	244 15	975 96	2,206 98	9,155 90
Old Town Hospital.....	-	-	3,616 00	2,537 79	-	-	1,118 76	7,272 55
Presque Isle General Hospital.....	-	-	4,876 92	4,152 24	-	1,434 96	4,785 95	15,250 07
Rumford Hospital Ass'n.....	-	-	4,213 94	2,811 12	-	362 95	5,309 41	12,697 42
Sisters of Charity.....	-	-	4,421 25	4,331 85	-	-	6,867 15	15,620 25
St. Mary's General Hospital.....	-	-	5,773 17	23,490 05	1,116 42	2,553 39	13,230 87	46,163 90
Trull Hospital Aid Ass'n.....	-	-	-	-	-	-	-	-
Waldo County General Hospital.....	-	-	1,670 59	1,605 16	-	133 98	2,489 90	5,899 63
Webber Hospital.....	-	-	7,515 44	6,587 88	-	3,005 81	5,403 66	22,512 79
York Hospital.....	-	-	4,801 69	1,950 37	-	951 77	2,048 62	9,752 45
Gardiner General Hospital.....	-	-	4,518 48	2,941 23	-	601 26	5,276 74	13,377 71
Bangor Anti-Tuberculosis Ass'n.....	-	-	2,820 04	2,572 64	-	265 92	1,636 07	7,294 67
	\$1,850 25	\$559 95	\$186,146 40	\$218,125 05	\$2,207 53	\$71,686 68	\$239,595 41	\$721,118 21

OF CHARITIES AND CORRECTIONS

1919—TABLE B—29.

HOSPITALS—SPECIAL APPROPRIATION—EXPENDITURES.—CONCLUDED.

122

REPORT OF THE STATE BOARD

INSTITUTION	ABSENTEES					CHANGES IN TRUST FUNDS	
	Salaries	Other	Total Absentees	Special Expense	Total Expense	Increase	Decrease
Augusta General Hospital.....	-	-	-	-	\$38,414 61	-	-
Bar Harbor Medical and Surgical Hospital.....	-	-	-	(A) \$2,000 00	17,448 93	\$2,100 32	-
Bath City Hospital.....	-	-	-	(B) 4,481 30	19,050 46	-	-
Calais Hospital.....	-	-	-	-	21,415 53	-	-
Central Maine General Hospital.....	-	-	-	(C) 6,000 00	77,614 72	400 00	-
Charles A. Dean Hospital.....	-	-	-	-	17,905 49	-	-
Children's Hospital.....	-	-	-	-	41,150 26	- 6 40	-
Daughters of Wisdom.....	-	-	-	-	2,656 70	-	-
Eastern Maine General Hospital.....	\$750 00	-	\$750 00	-	126,657 50	2,085 14	-
Knox County General Hospital.....	-	-	-	-	16,652 26	-	-
Madigan Memorial Hospital.....	-	-	-	-	14,633 52	200 00	-
Maine Eye and Ear Infirmary.....	-	-	-	-	69,411 07	100 00	-
Maine General Hospital.....	-	-	-	-	108,569 39	300 00	-
No. Maine General Hospital.....	-	-	-	141 20	9,297 10	-	\$1,247 12
Old Town Hospital.....	-	-	-	-	7,272 55	-	-
Presque Isle General Hospital.....	-	-	-	-	15,250 07	-	-
Rumford Hospital.....	-	-	-	-	12,697 42	-	-
Sisters of Charity.....	-	-	-	-	15,620 25	-	-
St. Mary's General Hospital.....	-	-	-	-	46,163 90	-	-
Trull Hospital Aid Ass'n.....	400 00	\$581 16	981 16	-	981 16	-	-
Waldo County General Hospital.....	-	-	-	(A) 68 13	5,967 76	68 13	-
Webber Hospital.....	-	-	-	-	22,512 79	-	-
York Hospital.....	-	-	-	-	9,752 45	20,000 00	-
Gardiner General Hospital.....	-	-	-	(D) 30,374 23	43,711 94	-	-
Bangor Anti-Tuberculosis Ass'n.....	1,204 00	48 77	1,312 77	(E) 500 00	9,107 44	-	-
	\$2,414 00	\$629 93	\$3,043 93	\$44,548 23	\$768,710 37	\$25,259 99	\$1,247 12

(A) Invested. (B) Nurses' Home. (C) Paid on Mortgages. (D) Buildings & Equipment. (E) Temporary Loan Paid.

1919—TABLE B—30.
HOSPITALS—SPECIAL APPROPRIATION—ASSETS AND LIABILITIES.

INSTITUTION	ASSETS						LIABILITIES				Surplus
	Land Bldgs Etc.	Endowments	Inventories	Accts. Rec.	Cash	Total	Mortgages	Trust Funds	Loans and Accts Payable	Total	
Augusta General Hospital...	\$50,000 00	\$74,798 09	\$10,000 00	\$1,996 81	\$229 52	\$137,024 42	-	\$29,587 45	\$17,625 83	\$47,213 28	\$83,811 14
Bar Harbor Medical & Surgical Hospital.....	67,128 97	65,704 04	-	-	-	132,833 01	-	65,704 04	583 43	66,287 47	66,545 54
Bath City Hospital.....	30,324 61	20,619 95	5,000 00	-	232 18	56,176 74	\$1,200 00	20,094 43	-	21,294 43	34,882 31
Calais Hospital.....	25,481 30	-	500 00	-	-	25,981 30	21,000 00	-	6,035 33	27,035 33	1,054 03
Central Me. General Hospital (A)	250,614 30	15,400 00	25,504 65	5,722 80	2,106 43	299,348 18	137,567 30	15,400 00	10,232 48	163,199 78	136,148 40
Charles A. Dean Hospital.....	50,000 00	-	6,400 00	2,008 50	770 51	59,179 01	-	-	393 00	393 00	58,785 01
Children's Hospital.....	103,308 53	22,476 08	23,604 35	7,110 06	2,572 44	159,071 46	-	22,476 08	82,444 91	104,920 99	54,159 47
Daughters of Wisdom.....	10,000 00	-	2,500 00	50 00	-	12,550 00	-	-	8,200 00	8,200 00	4,350 00
Eastern Me. General Hospital.....	242,500 00	221,606 66	16,000 00	-	480 94	481,587 60	-	221,606 66	41,300 00	262,936 66	217,683 94
Knox Co. General Hospital.....	35,357 17	-	6,570 92	-	1,754 20	43,682 29	15,000 00	-	-	15,000 00	28,682 29
Madigan Memorial Hospital.....	75,000 00	200 00	1,643 60	1,028 80	1,282 87	79,155 27	-	200 00	51 22	251 22	78,904 05
Maine Eye & Ear Infirmary.....	100,000 00	126,452 00	16,500 00	3,000 00	-	245,952 00	57,000 00	126,452 00	7,459 99	190,911 99	55,040 01
Maine General Hospital.....	362,070 25	435,900 00	6,767 66	-	1,822 83	876,560 80	-	428,936 10	-	428,936 10	377,624 70
No. Maine General Hospital.....	11,900 00	1,455 65	5,000 00	-	753 00	19,108 65	-	1,455 65	770 00	2,225 65	16,883 00
Old Town Hospital.....	-	-	-	150 00	-	150 00	-	-	-	-	150 00
Presque Isle General Hospital.....	14,500 00	633 42	3,885 65	1,235 79	470 64	20,725 50	6,000 00	-	-	6,000 00	14,725 50
Rumford Hospital.....	-	-	8,218 51	2,741 50	1,507 18	12,497 26	-	-	4,682 11	4,682 11	7,815 15
Sisters of Charity.....	B	B	B	B	B	B	B	B	B	B	2,605 21
St. Mary's General Hospital.....	160,000 00	-	28,060 00	11,430 00	1,054 31	200,514 31	-	B	14,711 90	14,711 90	185,802 35
Trull Hospital Aid Ass'n.....	-	100 00	-	-	1,781 69	1,881 69	-	-	-	-	1,881 69
Waldo Co. General Hospital.....	7,000 00	5,041 83	3,000 00	830 00	89 13	15,930 93	2,000 00	5,041 83	4,600 00	11,641 83	4,289 13
Webber Hospital.....	100,500 00	54,600 00	5,500 00	950 00	2,666 30	164,216 30	2,000 00	54,600 00	1,927 78	58,527 78	105,688 52
York Hospital.....	12,500 00	20,000 00	300 00	400 00	349 49	33,049 49	10,000 00	20,000 00	500 00	30,500 00	2,549 49
Gardiner General Hospital.....	28,717 11	-	1,626 75	1,583 45	1,563 61	32,943 92	-	-	4,293 77	4,293 77	28,650 15
Bangor Anti-Tuberculous Ass'n.....	-	83 49	2,000 00	-	182 50	2,265 99	-	83 49	-	83 49	2,182 50
	\$1,736,955 24	\$1,065,011 18	\$8,878,416 49	\$40,177 78	\$21,669 83	\$3,041,386 12	\$261,767 30	\$1,011,637 70	\$205,811 81	\$1,469,216 81	\$1,577,082 58

(A) Cost. (B) Institution declined to submit details. (C) Including a "depreciation reserve" of \$46,567.30.

OF CHARITIES AND CORRECTIONS

123

1919—TABLE B—31.
HOSPITALS—SPECIAL APPROPRIATION—POPULATION.

INSTITUTION	NUMBER CARED FOR					Average No. Employees	
	Number Admitted	Number Discharged	Number Deceased	Average No. Present	No Out Patient Treatments	Subsisted	Whole
Augusta General Hospital.....	855	805	48	30	-	41	43
Bar Harbor Medical and Surgical Hospital.....	277	248	33	12 +	-	13	13
Bath City Hospital.....	461	405	50	23 -	51	19-	10-
Calais Hospital.....	525	493	25	19	275	16	17
Central Maine General Hospital.....	1,888	1,729	170	81	-	70	70
Charles A. Dean Hospital.....	282	255	22	15	-	15	15
Children's Hospital.....	188	193	9	48	8,938	41	43
Daughters of Widsom.....	140	147	3	3 +	1,625	3	3
Eastern Maine General Hospital.....	2,810	2,640	174	114	496	100	100
Knox County General Hospital.....	436	404	31	18 +	397	18	18
Madigan Memorial Hospital.....	417	392	23	18	-	10	12
Maine Eye and Ear Infirmary.....	1,324	1,282	55	41 -	4,680	35	35
Maine General Hospital.....	2,184	2,028	176	96 +	-	102-	103
No. Maine General Hospital.....	228	215	15	15	-	11	12
Old Town Hospital.....	112	108	9	10 -	-	13	13
Presque Isle General Hospital.....	501	480	12	18 +	110	15	15
Rumford Hospital Ass'n.....	404	390	16	15 +	-	11	11
Sisters of Charity.....	633	580	45	25	-	24	24
St. Mary's General Hospital.....	1,679	1,538	134	110	305	76	76
Trull Hospital Aid Ass'n.....	12	10	1	1	-	8-	1
Waldo County General Hospital.....	124	(a) 117	16	6 +	-	8-	-
Webber Hospital.....	810	764	40	25	1,810	24	24
York Hospital.....	124	113	14	6	81	6	6
Gardiner General Hospital.....	318	287	17	11 +	(b) 4	11	11
Bangor Anti-Tuberculosis Ass'n.....	42	32	9	14	364	1	7
	16,801	15,661	1,159	773 +	19,448	687 +	693-

(b) Record incomplete in this particular.

(b) Accident cases—No regular out patient department.

1919—TABLE B—32.
HOSPITALS—SPECIAL APPROPRIATION—COSTS.

INSTITUTION	Gross Cost of Institution Care	Net Cost of Maintaining Institution or organ	AVERAGE PER CAPITA COST		ANALYSIS OF INSTITUTION PER CAPITA				
			Institution Care Per Week	Absentees Per Week	Salaries	Food	Clothing	Repairs	All other Less Sales & Credits
Augusta General Hospital.....	\$34,801 55	\$12,895 85	\$22 31	-	\$7 40	\$2 79	-	\$1 48	\$10 64
Bar Harbor Medical and Surgical Hospital.....	15,448 95	9,189 45	23 76	-	8 50	2 70	-	3 48	9 08
Path City Hospital.....	19,050 46	2,893 45	16 21	-	5 18	2 23	-	2 31	6 49
Calais Hospital.....	13,938 75	(a)245 52	16 74	-	3 71	1 86	\$05	2 96	8 58
Central Maine General Hospital.....	70,135 37	(a)1,133 87	16 65	-	4 42	2 84	08	2 61	6 70
Charles A. Dean Hospital.....	16,012 94	3,329 32	20 53	-	6 92	3 45	-	56	9 60
Children's Hospital.....	40,934 64	394 65	16 44	-	4 95	2 39	-	57	8 53
Daughters of Widsom.....	1,516 50	200 00	9 32	-	1 84	3 52	2 80	98	14
Eastern Maine General Hospital.....	123,994 50	32,019 17	20 94	-	5 18	3 69	-	4 44	7 63
Knox County General Hospital.....	13,710 42	(a)680 50	14 38	-	-	-	-	93	7 43
Madigan Memorial Hospital.....	14,083 97	(a)1,575 45	15 04	-	3 05	2 54	-	24	9 21
Maine Eye and Ear Infirmary.....	68,793 99	30,363 08	33 57	-	5 44	4 87	-	3 86	19 40
Maine General Hospital.....	107,864 49	27,386 65	21 62	-	5 39	3 67	-	3 61	11 95
No. Maine General Hospital.....	7,068 68	881 84	9 06	-	4 13	1 85	31	1 25	1 52
Old Town Hospital.....	7,272 55	146 34	14 99	-	7 45	2 19	-	-	5 35
Pregue Isle General Hospital.....	15,135 68	(a)1,606 64	16 10	-	5 21	2 42	-	1 53	7 00
Rumford Hospital Ass'n.....	12,697 42	1,527 03	16 23	-	5 40	2 08	-	46	7 94
Sisters of Charity.....	15,620 25	(a)1,170 83	12 05	-	2 42	1 70	-	-	7 90
St. Mary's General Hospital.....	39,847 32	(a)2,768 06	(b) 6 95	-	1 01	2 27	20	45	3 04
Trull Hospital Aid Ass'n.....	(b)	893 52	(b)	-	-	-	-	-	-
Waldo County General Hospital.....	5,816 78	2,233 38	17 67	-	5 07	2 20	-	40	10 00
Weeber Hospital.....	22,512 79	(a)1,058 01	17 32	-	5 78	2 59	-	2 31	6 64
York Hospital.....	9,352 45	2,886 88	29 97	-	15 39	3 13	-	3 05	8 40
Gardiner General Hospital.....	11,232 70	2,210 75	23 35	-	9 39	3 07	-	1 25	9 64
Bangor Anti-Tuberculosis Ass'n.....	7,294 67	862 55	10 01	-	3 87	3 30	-	36	2 48
	\$694,236 70	\$120,639 82	\$17 55		\$5 47	\$2 72	\$ 14	\$1 50	\$7 72

(a) Receipts for board and care exceed maintenance expense by this amount.
(b) The Aid Association pays the hospital at a fixed price per week.

1919—TABLE B—33.

MISCELLANEOUS INSTITUTIONS—SPECIAL APPROPRIATION.

SUMMARY	Maine Institution for the Blind.	Maine Mission for the Deaf	Old Ladies' Home.	Totals
Surplus at Beginning of Year.....	\$68,411 32	(a)\$1,651 03	\$4,441 64	\$74,503 99
Income.....	20,057 25	279 93	(b)	20,337 18
Expenses.....	25,088 84	264 83	(b)	25,353 67
Surplus at End of Year.....	63,379 73	1,666 13	(b)4,441 64	69,487 50
	INCOME.			
Sales.....	\$2,770 23	-	-	\$2,770 23
	FOR BOARD AND CARE			
From the State.....	\$16,424 55	\$200 00	-	\$16,624 55
From Cities and Towns.....	-	-	-	-
From Individuals & Societies.....	-	-	-	-
Endowment Income.....	862 47	-	-	862 47
Other Sources.....	-	79 93	-	79 93
Total Income.....	\$20,057 25	\$279 93	(a)	\$20,337 18
Decrease Endowments.....	\$8,000 00	-	-	\$8,000 00
	INSTITUTION EXPENSE.			
Salaries.....	\$5,394 39	-	-	\$5,394 39
Food.....	(c)5,171 81	-	-	5,171 81
Clothing.....	-	-	-	-
Repairs.....	660 94	-	-	660 94
Other.....	5,588 00	-	-	5,588 00
Total Institution.....	\$16,815 14	-	-	\$16,815 14
	EXPENDITURES.			
	ABSENTEES EXPENSE.			
Salaries.....	-	-	-	-
Board.....	\$4,279 71	\$2 00	-	\$4,479 71
Other.....	-	64 83	-	64 83
Total Absentees.....	\$4,279 71	\$264 83	-	\$4,544 54
Special Expense.....	(d)273 70	-	-	273 70
Total Expense.....	\$20,088 94	\$264 83	(b)	\$25,353 67

(a) Correct amount in doubt.

(b) Institution failed to file report.

(c) Includes amount paid for pupils boarded outside, \$4,279.71

(d) Trust fund income invested.

MISCELLANEOUS INSTITUTIONS—SPECIAL APPROPRIATION.

1919—TABLE B—34.

ASSETS	Maine In-stitution for the Blind	Maine Misson for the Deaf	Old Ladies' Home	Totals
Land, Bldgs. Etc.	\$55,396 80	-	-	\$55,396 80
Endowments.	6,000 00	-	-	6,000 00
Inventories.	11,364 59	\$600 00	-	11,964 59
Acc'ts. Rec.	2,434 76	-	-	2,434 76
Cash.	2,229 66	1,066 13	-	3,295 79
Total.	\$82,518 98	\$1,666 13	(a)	\$84,185 11
LIABILITIES.				
Mortgages.	-	-	-	-
Trust Funds.	\$18,526 30	-	-	\$18,526 30
Loans and Accounts Payable.	612 95	-	-	612 95
Total.	\$19,139 25	-	(a)	\$19,139 25
Surplus.	\$63,379 73	\$1,666 13	(a)	\$65,045 86
NUMBERS CARED FOR.				
Number Admitted.	10	1	(a)	11
Number Discharged.	3	2	(a)	5
Number Deceased.	1	-	(a)	1
Average Number Present.	33	-	(a)	33
Average Number Absent.	-	2	(a)	2
AVERAGE NUMBER EMPLOYEES.				
Whole No.	13	-	(a)	13
Subsisted.	5	-	(a)	5
Gross Cost of Institution Care.	\$14,044 91	-	(a)	\$14,044 91
Gross Cost of Absentees.	-	\$264 83	(a)	264 83
Net Cost of Maintaining Institution or Organization.	(b)2,379 64	264 83	-	(b)2,114 81
AVERAGE PER CAPITA COST				
Institution Care Per Week.	\$8 18	-	(a)	-
Absentees Per Week.	-	\$2 55	-	-
ANALYSIS OF INSTITUTION PER CAPITA				
Salaries.	\$3 14	-	-	-
Food.	2 62	-	-	-
Clothing.	-	-	-	-
Repairs.	38	-	-	-
Other less Sales etc.	1 48	-	-	-

(a) Institution failed to file report.

(b) Income from Board and Care including payments by the State exceeds gross cost by this amount.

1919—TABLE B—35.

ANTI-TUBERCULOSIS INSTITUTIONS—MUNICIPAL APPROPRIATION.

SUMMARY	Androscoggin Anti-Tuber- culosis Association	(a) Aroostook Anti-Tuber- culosis Association	Old Town Anti-Tuber- culosis Association	Piscataquis Anti-Tuber- culosis Association	Gardiner Anti-Tuber- culosis Association	Washington County Anti- Tuberculosis Association	Totals
Surplus at Beginning of Year.....	(c) \$6,169 04	\$261 69	\$583 64	\$528 86	(b)	\$332 39	\$7,375 62
Income.....	9,240 21	1,491 49	1,238 50	850 00	(b)	1,078 26	13,898 46
Expenses.....	5,977 05	1,340 00	1,218 03	963 15	(b)	1,088 82	10,587 05
Surplus at End of Year.....	9,432 24	414 18	104 11	415 71	(b)	321 83	10,688 07
INCOME.							
Increase Land, Bldgs. etc.....	\$3,500 00	-	-	-	(b)	-	\$3,500 00
Increase Endowments.....	3,369 96	-	-	-	(b)	-	3,369 96
FOR BOARD AND CARE							
From the State.....	-	-	-	-	(b)	-	-
From Cities and Towns.....	\$500 00	-	\$500 00	-	(b)	\$165 00	\$1,165 00
From Individuals and Societies.....	-	-	443 89	-	(b)	-	443 89
Other Sources.....	1,870 25	\$1,491 49	294 61	\$850 00	(b)	913 26	11,419 61
Total Income.....	\$9,240 21	\$1,491 49	\$1,238 50	\$850 00		\$1,078 26	\$13,898 46
EXPENSES FOR:							
Salaries.....	\$1,694 54	\$600 00	\$708 50	\$900 00	(b)	\$800 00	\$4,703 04
Board.....	-	-	279 24	55 50	(b)	-	334 74
Other.....	497 05	(d) 740 00	230 29	7 65	(b)	288 82	1,763 81
Special Expense.....	3,785 46	-	-	-	(b)	-	3,785 46
Total Expense.....	\$5,977 05	\$1,340 00	\$1,218 03	\$963 15	(b)	\$1,088 82	\$10,587 05

(a) This report is for 6 months ending June 30, 1913 and is based upon reports made to Maine Anti-Tuberculosis Ass'n.

(b) Inactive.

(c) This is reported to be a forced figure due to fact reports had to be made out by one unfamiliar with the books, which were incomplete. A new system has been installed.

(d) This figure includes material relief given tuberculosis patients such as food, clothing, etc., of \$386.15.

1919—TABLE B—36.

ANTI-TUBERCULOSIS INSTITUTIONS—MUNICIPAL APPROPRIATION.

ASSETS	Androscoggin Anti-Tuber- culosis Association	(a) Aroostook Anti-Tuber- culosis Association	Old Town Anti-Tuber- culosis Association	Piscataquis Anti-Tuber- culosis Association	Gardiner Anti-Tuber- culosis Association	Washington Anti-Tuber- culosis Association	Total
Land, Bldgs, etc.....	\$15,428 36	-	-	-	(b)	-	\$15,428 36
Cash.....	3 88	\$414 18	\$104 11	\$415 71	(b)	\$321 83	1,259 71
Total.....	\$15,432 24	\$414 18	\$104 11	\$415 71	(b)	\$321 83	\$16,272 36
LIABILITIES							
Mortgages.....	\$3,500 00	-	-	-	(b)	-	\$3,500 00
Loans and Accts Payable.....	2,500 00	-	-	-	(b)	-	2,500 00
Total.....	\$6,000 00	-	-	-	(b)	-	\$6,000 00
Surplus.....	9,432 24	\$414 18	\$104 11	\$415 71	(b)	\$321 83	10,688 07
No. Clinic Treatments.....	261 00	-	-	-	(b)	-	261 00
No. Clinic Patients Treated.....	76 00	-	-	-	(b)	-	76 00
No. Visits patients in Homes.....	2,412 00	-	828 00	723 00	(b)	158 00	4,121 00
No. different patients visited.....	236 00	-	77 00	58 00	(b)	68 00	371 69
Average No. Employees.....	1	1	1	1	(b)	(c) 1	4

(a) This is reported to be forced figure due to fact reports had to be made out by one unfamiliar with the books, which were incomplete. A new system has been installed.

(b) Inactive.

(c) These figures are from June 1, to Oct. 9, as the nurse did not take her position until June 1, 1919.

1919—TABLE B—37.

OTHER INSTITUTIONS RECEIVING MUNICIPAL APPROPRIATION.

SUMMARY.	Associated Charities Portland	Associated Charities Waterville	Portland Baby Hygiene and Child Welfare Ass'n	Totals
Surplus at beginning of year.....	\$1,908 04	\$661 38	\$932 19	\$3,501 61
Income.....	5,404 26	846 13	5,766 24	12,016 83
Expenses.....	6,790 48	1,236 36	5,840 25	13,867 09
Surplus at end of year.....	521 82	271 15	858 18	1,651 15
Salaries.....	\$2,486 68	\$975 00	\$2,218 95	\$5,680 63
Office and Other Expenses.....	526 18	219 36	-	745 54
Emergency and Special Relief.....	3,732 82	42 00	(b)2,890 91	6,665 73
Special Expense.....	a44 80	-	-	44 80
Total Expenses.....	\$6,790 48	\$1,236 36	\$5,840 25	\$13,867 09
INCOME.				
Sales.....	-	\$6 35	\$2,202 54	\$2,208 89
Income from Gifts.....	\$5,206 43	230 95	1,543 69	6,981 07
Income Endowments.....	197 83	8 83	(c)20 01	226 67
Public Appropriations.....	-	600 00	2,000 00	2,600 00
Total Income.....	\$5,404 26	\$846 13	\$5,766 24	\$12,016 63
Endowments.....	\$4,200 00	-	-	\$4,200 00
Equipment and Supplies Inventories.....	160 00	\$75 00	-	235 00
Cash.....	361 82	196 15	\$858 18	1,416 15
Total.....	\$4,721 82	\$271 15	\$858 18	\$5,851 15
LIABILITIES.				
Trust Funds, etc.....	\$4,200 00	-	-	\$4,200 00
Surplus or Net Assets.....	521 82	\$271 15	\$858 18	1,651 15
NUMBERS CARED FOR.				
Total No. of Cases.....	1,097 00	499 00	1,364 00	2,960 00
Reported for Confidential Ex only.....	705 00	52 00	-	757 00
Direct Communication.....	392 00	738 00	-	1,130 00
Of Latter No. transient or homeless men.....	53 00	8 00	-	61 00
Resident Families.....	339 00	420 00	-	759 00
No. of Persons involved in cases.....	688 00	495 00	-	1,183 00
Application for Information & advice only.....	6 00	680 00	-	686 00
Employment Secured.....	102 00	16 00	-	118 00
Relief Obtained.....	346 00	330 00	-	676 00
Relief Applied for & Refused.....	4 00	35 00	-	39 00
Calls by Employees Re Cases.....	5,975 00	543 00	-	6,518 00
Calls by Applicants at Office.....	2,598 00	1,516 00	-	4,114 00
Calls by Others Re Cases.....	2,921 00	76 00	-	2,997 00
Cases on Record Confidential Ex.....	(d)6,000 00	611 00	-	6,611 00
Formulae put up.....	-	-	21,836 00	21,836 00

- (a) Premium on bond.
 (b) Milk distribution and supplies for children.
 (c) Interest.
 (d) Approximately

STATE INSTITUTIONS—SUMMARY.

1920—TABLE B—1.

INSTITUTION.	Surplus Beginning of Year	Income	Expenses	Surplus End of Year
Augusta State Hospital	\$2,094,632 70	\$488,241 95	\$471,280 69	\$2,111,593 96
Bangor State Hospital	1,097,050 72	364,285 30	339,021 76	1,122,314 26
School for Feeble Minded	533,954 88	188,267 73	161,557 19	560,665 42
*Central Maine Sanatorium	141,231 02	194,149 98	156,204 91	179,176 09
*Northern Maine Sanatorium	-	76,103 14	39,261 83	36,841 31
Western Maine Sanatorium	234,210 99	154,165 28	143,313 68	245,062 59
*Bath Military & Naval Orphan Asylum	36,453 54	29,078 76	27,532 30	38,000 00
State School for Boys	210,308 13	94,174 03	89,291 62	215,190 54
State School for Girls	211,880 20	70,158 90	66,599 90	215,439 20
Reformatory for Women	63,962 15	141,483 82	90,096 65	115,349 32
Maine State Prison	252,637 38	291,369 90	270,913 81	273,093 47
Reformatory for Men	-	77,562 88	46,592 56	30,970 32
Totals	\$4,876,321 71	\$2,041,706 67	\$1,901,666 90	\$5,143,696 48

*Accounts not audited by State Auditor at time report was made; figures subject to correction.

1920—TABLE B—2.
STATE INSTITUTIONS—INCOME.

INSTITUTION	Increased Value of Land, Bldgs, Etc.	Sales, Etc.	Board and Care	Endowment Income	From Other Sources Except State	State Appropriation	Total
Augusta State Hospital	(a) \$618 56	\$54,614 78	\$48,604 13	\$3,255 76	\$8 43	\$381,140 29	\$488,241 95
Bangor State Hospital	(a) 13,465 89	26,622 72	27,023 65	-	-	297,173 05	364,285 30
School for Feeble-Minded	(b) 12,558 83	36,802 78	4,272 21	-	-	134,634 21	188,267 73
*Central Maine Sanatorium	31,902 87	14,618 42	10,449 07	-	-	137,179 62	194,149 98
*Northern Maine Sanatorium	(a) 35,949 75	891 56	-	-	-	36,261 83	76,103 14
Western Maine Sanatorium	(a) 4,718 65	26,578 80	5,781 67	727 50	-	116,358 66	154,165 28
*Bath Military and Naval Orphan Asylum	-	(g) 1,459 47	-	750 00	-	26,829 29	29,078 76
State School for Boys	-	23,848 57	-	18 41	-	70,307 05	94,174 03
State School for Girls	(a) 1,000 00	6,771 09	44 00	540 96	-	61,802 85	70,158 90
Reformatory for Women	(a) 43,535 20	16,305 75	-	-	-	81,642 87	141,483 82
Maine State Prison	(e) 10,437 29	(f) 59,681 66	-	-	-	221,250 95	291,369 90
Reformatory for Men	(c) 16,000 00	(d) 17,765 46	-	-	-	44,397 42	77,562 88
Totals	\$170,187 04	\$285,044 06	\$96,174 73	\$5,292 63	\$8 43	\$1,611,986 52	\$2,169,041 67

(a) New constructions.

(b) New construction \$7,151.58, balance new appraisal.

(c) Land and buildings purchased.

(d) \$14,970.32 increased inventories.

(e) Additions and improvements.

(f) Increased inventories \$2,909.15—net revenue. Manufacturing departments \$56,772.51.

(g) Increased inventories.

*Accounts not audited by State Auditor at time report was made; figures subject to correction.

1920—TABLE B—3.

STATE INSTITUTIONS—EXPENDITURES.

OF CHARITIES AND CORRECTIONS

INSTITUTION	MAINTENANCE OF INSTITUTION.					Total Institution
	Salaries	Food Supplies	Clothing	Repairs and Equipment	Other Items	
Augusta State Hospital.....	\$117,107 29	\$144,019 88	\$19,006 93	\$61,645 36	\$78,356 52	\$420,135 98
Bangor State Hospital.....	89,687 52	106,068 39	13,215 35	52,864 95	33,410 12	294,276 33
School for Feeble-Minded.....	40,263 71	46,183 09	10,314 22	29,732 22	25,023 28	149,517 12
*Central Maine Sanatorium.....	24,458 70	52,013 30	88 45	15,882 58	27,757 64	120,200 67
*Northern Maine Sanatorium.....	1,140 77	-	-	512 02	1,659 29	3,312 08
Western Maine Sanatorium.....	28,039 46	46,927 59	-	30,435 91	23,749 35	129,152 31
*Bath Military and Naval Orphan Asylum.....	6,059 33	6,597 99	1,828 90	9,027 90	3,268 18	26,782 30
State School for Boys.....	16,019 27	31,125 71	5,483 71	18,668 70	15,106 69	86,404 08
State School for Girls.....	14,466 02	18,893 51	6,827 00	8,930 65	14,356 33	63,473 51
Reformatory for Women.....	10,032 51	14,197 80	2,469 16	8,912 41	9,013 14	44,625 02
Maine State Prison.....	44,294 06	24,646 08	4,509 39	10,190 18	17,614 41	101,254 12
Reformatory for Men.....	3,430 84	1,480 87	773 42	(a)20,023 00	2,854 71	28,562 84
Totals.....	\$393,999 48	\$492,154 21	\$64,516 53	\$266,855 88	\$250,169 66	\$1,467,696 36

(a) Includes \$14,491.74 paid at the time of purchase of property from Cumberland County.

* Accounts not audited by State Auditor at time report was made: figures subject to correction.

1920—TABLE B—3.
STATE INSTITUTIONS—EXPENDITURES—CONTINUED.

INSTITUTION.	CARE OF ABSENTEES			Income to State	Special Expenses	Total Expense	CHANGES IN TRUST FUNDS	
	Salaries	Traveling and Other Expenses	Total				Increase	Decrease
Augusta State Hospital.....	-	-	-	\$50,525 97	(a) \$618 74	\$471,280 00	\$2,000 00	-
Bangor State Hospital.....	-	-	-	31,189 54	(a)13,555 89	339,021 76	-	-
School for Feeble Minded.....	-	-	-	4,888 49	7,151 58	161,557 19	-	-
*Central Maine Sanatorium.....	-	-	-	11,242 54	24,761 70	156,204 91	-	-
*Northern Maine Sanatorium.....	-	-	-	-	(a)35,845 75	39,261 83	-	-
Western Maine Sanatorium.....	-	-	-	9,442 72	(a)4,718 65	144,313 68	-	-
*Bath Military and Naval Orphan Asylum.....	-	-	-	750 00	-	27,532 30	-	-
State School for Boys.....	-	\$222 29	\$222 29	2,665 25	-	89,291 62	-	-
State School for Girls.....	\$654 47	1,196 33	1,850 80	275 59	(a)1,000 00	66,599 90	-	-
Reformatory for Women.....	-	417 85	417 85	1,517 21	(a)43,536 57	90,096 65	-	-
Maine State Prison.....	1,723 02	1,306 01	3,029 03	162,058 61	(c)4,612 05	270,913 81	-	-
Reformatory for Men.....	-	-	-	2,029 72	(b)16,000 00	46,592 56	-	-
Totals.....	\$2,377 49	\$3,142 48	\$5,526 97	\$276,585 64	\$151,900 93	\$1,901,666 90	\$2,000 00	-

(a) New constructions.

(b) Purchase of land and buildings.

(c) Retired prison officials \$3,005; additions and improvements \$1,533.16.

*Accounts not audited by State Auditor at time report was made; figures subject to correction.

1920—TABLE B—4.
STATE INSTITUTIONS—ASSETS AND LIABILITIES.

INSTITUTION	ASSETS						LIABILITIES			
	Land, Build-ings, Etc.	Invested Funds	Inventories	Accounts Receivable	Cash	Total	Trust Funds	Loans and Acc'ts. Payable	Total	Surplus
Augusta State Hospital.....	\$1,895,358 56	\$58,273 44	\$216,922 73	\$331,827 74	\$3,091 72	\$2,508,474 19	\$58,273 44	\$338,693 79	\$396,880 23	\$2,111,593 96
Bangor State Hospital.....	970,348 37	2,000 00	151,965 89	122,738 01	2,287 26	1,249,399 53	2,000 00	125,083 00	127,083 27	1,122,314 26
School for Feeble-Minded.....	471,460 21	-	83,205 21	96,219 08	-	653,881 53	-	95,219 08	95,219 08	560,665 42
*Central Maine Sanatorium.....	135,466 08	500 00	46,201 56	42,778 11	-	45,239 63	500 00	45,239 66	45,269 66	179,176 09
*Northern Maine Sanatorium.....	35,949 75	-	831 56	49,852 63	-	81,693 94	-	49,852 63	-	36,841 63
Western Maine Sanatorium.....	190,810 87	76,100 00	57,837 84	81,159 36	-	408,938 07	76,100 00	87,745 48	163,845 48	245,062 59
*Bath Military & Naval Orphan Asylum.....	28,000 00	16,000 00	10,000 06	9,321 46	-	63,321 46	16,000 00	9,321 26	29,321 46	38,000 00
State School for Boys.....	175,200 00	700 00	40,002 74	28,678 87	-	244,581 61	700 00	28,691 07	29,391 07	215,190 54
State school for Girls.....	179,244 87	10,819 15	36,194 33	29,053 57	-	255,311 92	10,819 15	29,053 57	39,872 72	215,439 20
Reformatory for Women.....	99,835 20	-	15,514 12	55,514 60	38 15	171,902 07	-	55,552 75	56,552 75	115,349 32
Maine State Prison.....	135,337 29	-	93,095 11	183,785 40	9,152 53	418,280 33	-	145,186 86	145,186 86	273,093 47
Reformatory for Men.....	16,000 00	-	14,970 32	30,518 85	193 55	61,682 72	-	30,712 30	30,712 30	30,970 32
Totals.....	\$4,333,011 20	\$164,392 59	\$772,771 41	\$1,062,507 68	\$17,763 21	\$6,170,710 00	\$164,392 59	\$1,042,296 72	\$1,156,336 88	\$5,143,696 80

*Accounts not audited by State Auditor at time report was made; figures subject to correction.

1920—TABLE B—5a.
STATE INSTITUTIONS—POPULATION.

INSTITUTION	PERSONS CARED FOR					EMPLOYEES	
	Admitted	Discharged	Deceased	Average Present	Average Absent	Whole No.	No. Subsisted
Augusta State Hospital	349	195	123	1,135	105	209	198
Bangor State Hospital	262	180	95	687	118	159	159
School for Feeble Minded	379	2	7	327 +	4 +	64	64
*Central Maine Sanatorium	350	279	53	105	-	43	43
*Northern Maine Sanatorium	(a)	(a)	(a)	(a)	(a)	(a)	(a)
Western Maine Sanatorium	134	129	4	101 +	-	56 +	56 +
*Bath Military and Naval Orphan Asylum	8	13	-	47	12	11	8
State School for Boys	66	47	1	166	174	31	30
State School for Girls	40	21	-	128	81	25	22
Totals	1,588	866	283	2,360 +	227 +	531 +	520 +

(a) No patients admitted prior to June 30, 1920,

1920—TABLE B—5b.
STATE INSTITUTIONS—POPULATION.

INSTITUTION	PERSONS CARED FOR									EMPLOYEES	
	No. Actual Commitments	No. Parole Violators Returned	No. Escaped and Returned	No. Escaped and not Returned	No. Paroled	No. Deceased	No. Other-wise Re-leased	Average Present	Average Absent	Whole No.	No. Subsisted
Reformatory for Women...	34	18	9	-	40	-	20	40	60	11	10
Maine State Prison.....	54	7	1	-	49	-	32	185	?	37	-
Reformatory for Men.....	21	-	2	(d) 2	-	(c)	-	(b) 15	-	(e) 11	-
Totals.....	109	25	12	2	89	-	52				

(a) No patients admitted prior to June 30, 1920.

(b) May 18, 1920 to June 30, 1920.

(c) Number on June 30, 1920.

(d) One of these is serving a sentence elsewhere and will be returned as soon as sentence expires.

*Accounts not audited State Auditor at time report was made; figures subject to correction.

1920—TABLE B—6.
STATE INSTITUTIONS—COSTS.

INSTITUTION	Gross Cost Institution Care	Gross Cost Care of Absentees	Net Cost Institution Care & Absentees	AVERAGE WEEKLY PER CAPITA		ANALYSIS OF INSTITUTION PER CAPITA				
				Institution Care	Absentees	Salaries	Food	Clothing	Repair & Equipment	All Other Less Sales, Etc.
Augusta State Hospital.....	\$365,521 20	-	\$316,917 07	\$6 20	-	\$1 98	\$2 08	\$32	\$1 04	\$ 78
Bangor State Hospital.....	267,649 61	-	240,625 96	7 49	-	2 48	2 41	37	1 48	75
School for Feeble Minded.....	112,714 34	-	108,442 13	6 62	-	2 36	2 27	61	1 75	(c)37
*Central Maine Sanatorium..	105,582 25	-	55,133 18	18 63	-	4 32	6 58	02	2 00	4 91
*Northern Maine Sanatorium	2,420 52	\$2,420 52	2,420 52	(a)	-	-	-	-	-	-
Western Maine Sanatorium..	102,573 51	-	96,781 84	19 45	-	5 32	5 79	-	7 29	1 05
*Bath Military & Naval Or- phan Asylum.....	25,282 83	-	25,282 85	10 34	-	2 48	2 31	75	3 73	1 07
State School for Boys.....	62,555 51	222 29	62,777 80	7 25	-	1 86	3 05	64	2 17	(c)47
State School for Girls.....	56,702 42	1,850 80	58,509 22	8 72	-	2 17	2 42	1 03	1 34	1 76
Reformatory for Women.....	28,326 64	417 85	28,738 40	11 45	13	4 07	4 76	1 00	3 66	(c)2 11
Maine State Prison.....	41,572 46	3,029 03	44,561 40	4 32	-	4 60	2 56	47	1 06	(d)4 37
Reformatory for Men.....	11,361 38	-	11,361 38	(b)	-	-	-	-	-	-
Totals.....	\$1,182,252 67	\$7,940 49	\$1,091,561 91							

(a) No patients admitted prior to June 30, 1920.

(b) Per Capita not figured because of brief time in operation.

(c) Farm produce raised and consumed or sold and other sales and credits, exceed cost other expenses by this amount.

(d) Revenue from Manufacturing departments exceeds "other institution expenses" by this amount.

*Accounts not audited by State Auditor at time report was made; figures subject to correction.

1920—TABLE B—7.

COUNTY INSTITUTIONS—SUMMARY.

INSTITUTION	Surplus Beginning of Year	Income	Deficit Paid by County	Expenses	Surplus End of Year
Androscoggin County Jail.....	\$79,755 85	\$1,318 89	\$11,436 17	\$12,755 06	\$79,755 85
Aroostook County Jail.....	37,000 00	245 82	4,940 98	5,186 80	37,000 00
Cumberland County Jail.....	154,500 00	7,757 74	20,956 06	28,231 80	154,982 00
Franklin County Jail.....	12,200 00	3,646 68	-	(a)3,646 68	12,200 00
Hancock County Jail.....	15,700 00	-	2,104 17	2,104 17	15,700 00
Kennebec County Jail.....	55,358 60	207 64	9,403 77	8,967 01	56,003 00
Knox County Jail.....	12,650 00	-	2,215 45	2,215 45	12,650 00
Lincoln County Jail.....	8,000 00	108 00	-	108 00	8,000 00
Oxford County Jail.....	21,200 00	-	2,368 20	2,368 20	21,200 00
Penobscot County Jail.....	52,000 00	265 10	5,715 40	5,980 50	52,000 00
Piscataquis County Jail.....	17,500 00	421 28	1,694 24	2,115 52	17,500 00
Sagadahoc County Jail.....	-	-	2,485 61	2,485 61	-
Somerset County Jail.....	25,000 00	1,571 39	2,699 72	4,130 25	25,140 86
Waldo County Jail.....	16,031 59	11 00	2,190 12	2,201 12	16,031 59
Washington County Jail.....	25,000 00	-	1,966 08	1,966 08	25,000 00
York County Jail.....	-	-	-	-	-
Totals—County Jails.....	\$609,146 04	\$18,242 28	\$73,926 80	\$90,917 62	\$610,413 30
Cumberland County Farm.....	(b) 21,500 00	4,412 79	7,813 45	12,226 24	(b)21,500 00
Totals—County Institutions..	\$587,646 04	\$22,660 07	\$81,740 25	\$103,143 86	\$588,913 30

(a) Jail turned over to County \$125.44 income in excess of expense.

(b) Liability.

1920—TABLE B—8.
COUNTY INSTITUTIONS—INCOME.

INSTITUTION	Sales, Etc.	BOARD AND CARE			Other Sources Except County	Deficit paid by County	Total Income
		From the United States	From Other Counties	From Individuals			
Androscoggin County Jail.....	-	\$120 50	\$965 50	\$57 11	\$175 85	\$11,436 07	\$12,755 06
Aroostook County Jail.....	\$6 00	194 50	-	45 32	-	4,940 98	5,186 80
Cumberland County Jail.....	5,035 64	1,658 25	1,033 60	30 25	-	20,956 06	28,713 80
Franklin County Jail.....	3,646 68	-	-	-	-	-	3,646 68
Hancock County Jail.....	-	-	-	-	-	2,104 17	2,104 17
Kennebec County Jail.....	-	-	189 19	18 45	-	9,403 77	9,611 41
Knox County Jail.....	-	-	-	-	-	2,215 45	2,215 45
Lincoln County Jail.....	108 00	-	-	-	-	-	108 00
Oxford County Jail.....	-	-	-	-	-	2,368 20	2,368 20
Penobscot County Jail.....	8 00	219 60	-	37 50	-	5,715 40	5,980 50
Piscataquis County Jail.....	421 28	-	-	-	-	1,694 24	2,115 52
Sagadahoc County Jail.....	-	-	-	-	-	2,485 61	2,485 61
Somerset County Jail.....	1,571 39	-	-	-	-	2,699 72	4,271 11
Waldo County Jail.....	-	-	-	11 00	-	2,150 12	2,201 12
Washington County Jail.....	-	-	-	-	-	1,966 08	1,966 08
York County Jail.....	2 87	-	-	a2,701 87	-	3,750 83	6,455 57
Totals—Jails.....	\$10,799 86	\$2,192 85	\$2,188 29	\$2,901 53	\$175 85	\$73,926 70	\$92,185 08
Cumberland County Farm.....	4,412 79	-	-	-	-	7,813 45	12,226 24
Totals—County Institutions.....	\$15,212 65	\$2,192 85	\$2,188 29	\$2,901 53	\$175 85	\$81,740 15	\$104,411 32

(a) Includes certain fines.

1920—TABLE B—9.
COUNTY INSTITUTIONS—EXPENDITURES.

INSTITUTION	MAINTENANCE OF INSTITUTION							CARE OF ABSENTEES			
	Capital and Special	Salaries	Food Supplies	Clothing	Repairs and Equipment	Other Items	Total	Board	Other Expenses	Total Absentees	Total Expense
Androscoggin County Jail.....	-	\$3,428 65	\$2,768 82	\$170 50	\$2,879 91	\$3,507 18	\$12,755 06	-	-	-	\$12,755 06
Aroostook County Jail.....	-	1,100 00	2,573 74	726 06	-	787 00	5,186 80	-	-	-	5,186 80
Cumberland County Jail.....	-	7,960 00	8,416 00	1,513 00	2,370 00	7,759 30	28,018 30	\$213 50	-	\$213 50	28,231 80
Franklin County Jail.....	(a) \$125 44	1,506 98	1,483 20	188 42	26 73	259 96	3,458 29	-	(b) \$62 95	(b) 62 95	3,646 68
Hancock County Jail.....	-	668 00	538 58	18 34	79 25	(c) 800 00	2,104 17	-	-	-	2,104 17
Kennebec County Jail.....	-	1,121 72	3,487 03	267 82	1,979 93	2,101 51	8,967 01	-	-	-	8,967 01
Knox County Jail.....	-	900 00	502 74	235 24	577 47	-	2,215 45	-	-	-	2,215 45
Lincoln County Jail.....	(a) 10 66	-	-	-	24 09	-	24 09	63 00	10 25	73 25	108 00
Oxford County Jail.....	-	924 00	971 61	15 00	20 00	437 59	2,368 20	-	-	-	2,368 20
Penobscot County Jail.....	-	260 00	4,036 34	545 18	440 81	698 17	5,980 50	-	-	-	5,980 50
Piscataquis County Jail.....	-	500 00	(d) 835 02	-	(c) 300 00	(d) 480 50	2,115 52	-	-	-	2,115 52
Sagadahoc County Jail.....	-	-	-	-	-	-	-	1,954 36	540 25	2,485 61	2,485 61
Somerset County Jail.....	-	790 00	919 53	21 69	206 22	2,192 91	4,130 35	-	-	-	4,130 35
Waldo County Jail.....	-	547 50	745 75	-	155 20	752 67	2,201 12	-	-	-	2,201 12
Washington County Jail.....	-	663 00	605 67	-	7 20	690 21	1,966 08	-	-	-	1,966 08
York County Jail.....	-	1,583 90	2,167 99	238 89	495 14	1,969 65	6,455 57	-	-	-	6,455 57
Totals—Jails.....	\$136 10	\$21,953 75	\$30,052 02	\$3,940 14	\$9,561 95	\$22,338 65	\$87,946 51	\$2,230 86	\$613 45	\$2,835 32	\$80,917 92
Cumberland County Farm.....	-	3,385 41	1,560 36	139 49	875 31	6,265 67	12,226 24	-	-	-	12,226 24
Totals—County Institutions.....	\$136 10	\$25,339 16	\$31,612 38	\$4,079 63	\$10,437 26	\$28,604 32	\$100,172 75	\$2,230 86	\$613 45	\$2,835 32	\$93,144 16

- (a) Excess of income over expense.
 (b) Persons sent to hospital for treatment.
 (c) Estimated, says the clerk of courts in making returns.
 (d) Includes wearing apparel.

1920—TABLE B—10.

COUNTY INSTITUTIONS—ASSETS AND LIABILITIES.

INSTITUTION	ASSETS			LIABILITIES	
	Land, Build-ings Etc.	Inventories	Total	Loans and Accounts Pay-able	Surplus
Androscoggin County Jail.....	\$75,000 00	\$2,864 55	\$77,864 55	-	\$77,864 55
Aroostook County Jail.....	35,000 00	2,000 00	37,000 00	-	37,000 00
Cumberland County Jail.....	150,000 00	4,982 00	154,982 00	-	154,982 00
Franklin County Jail.....	12,000 00	200 00	12,200 00	-	12,000 00
Hancock County Jail.....	15,500 00	200 00	15,700 00	-	15,700 00
Kennebec County Jail.....	54,000 00	2,003 00	56,003 00	-	56,003 00
Knox County Jail.....	12,650 00	-	12,650 00	-	12,650 00
Lincoln County Jail.....	8,000 00	-	8,000 00	-	8,000 00
Oxford County Jail.....	21,000 00	200 00	21,200 00	-	21,200 00
Penobscot County Jail.....	150,000 00	2,000 00	152,000 00	-	152,000 00
Piscataquis County Jail.....	17,500 00	-	17,500 00	-	17,500 00
Sagadahoc County Jail.....	-	-	-	-	-
Somerset County Jail.....	25,000 00	140 76	25,140 76	-	25,140 76
Waldo County Jail.....	15,531 59	500 00	16,031 59	-	16,031 59
Washington County Jail.....	25,000 00	-	25,000 00	-	25,000 00
York County Jail.....	76,000 00	1,250 00	77,250 00	-	77,250 00
Totals—Jails.....	\$692,181 59	\$16,340 31	\$708,521 90	-	\$688,431 90
Cumberland County Farm.....	20,000 00	8,500 00	28,500 00	50,000 00	(a)21,500 00
Totals-County Institutions....	\$712,181 59	\$24,840 31	\$737,021 90	\$50,000 00	\$666,931 90

(a) Liability.

1920—TABLE B—II.
COUNTY INSTITUTIONS—POPULATION.

INSTITUTION	PERSONS CARED FOR						EMPLOYEES					
	Committed	Discharged	Deceased	No. Escaped and not Returned	Average No. Present	Average No. Absent	Whole No.	No. Subsisted	No. Males Under 17	No. Males 17 or Over	No. Females Under 17	No. Females 17 or Over
Androscoggin County Jail.....	221	216	-	1	22	-	2	-	(a)	208	(a)	13
Aroostook County Jail.....	202	193	-	2	23	-	1	-	(a)	197	(a)	5
Cumberland County Jail.....	578	568	-	-	55	-	7	3	6	510	5	57
Franklin County Jail.....	27	32	-	-	10	-	1	-	(a)	27	-	-
Hancock County Jail.....	21	19	-	-	3	-	2	-	(a)	19	(a)	2
Kennebec County Jail.....	159	156	-	2	20	-	2	1	3	150	-	6
Knox County Jail.....	20	23	-	-	3+	-	1	-	(a)	18	(a)	2
Lincoln County Jail.....	-	-	-	-	-	-	-	-	-	-	-	-
Oxford County Jail.....	70	73	-	-	8	-	2	-	1	61	(a)	8
Pensacot County Jail.....	408	410	-	-	31	-	1	-	(a)	385	(a)	23
Piscataquis County Jail.....	24	22	-	-	4	-	1	-	(a)	24	-	-
Sagadahoc County Jail.....	-	-	-	-	-	10	-	-	-	-	-	-
Somerset County Jail.....	37	48	-	-	8	-	2	-	(a)	49	(a)	3
Waldo County Jail.....	19	17	-	-	3	-	1	-	(a)	19	-	-
Washington County Jail.....	14	15	-	-	2+	-	1	-	3	11	-	-
York County Jail.....	102	112	1	-	(c)12	-	2	-	(a)	91	(a)	11
Totals-Jails.....	1,902	1,904	1	5	204	10	26	4	13	1,769	5	130
(b) Cumberland County Farm	8	24	-	3	7+	9+	5	5	-	8	-	-
Totals-County Institutions..	1,910	1,928	1	8	211	19	31	9	13	1,777	5	130

(a) Institution report does not distinguish between the two age groups.

(b) Number parole violators returned, 9; escaped and returned, 1; number paroled, 17.

(c) Estimated, no actual report.

1920—TABLE B—12.
COUNTY INSTITUTIONS—COSTS.

INSTITUTION	Gross Cost Institution Care	Gross Cost Care of Absentees	Net Cost Institution Care & Absentees	AVERAGE WEEKLY PER CAPITA		ANALYSIS OF INSTITUTION PER CAPITA				
				Institution Care	Absentees	Salaries	Food	Clothing	Repairs	All Other Less Sales, Etc.
Androscoggin County Jail.....	\$12,755 06	-	\$11,611 92	\$10 32	-	\$2 05	\$2 46	\$ 15	\$1 56	\$4 10
Aroostook County Jail.....	5,180 80	-	4,940 98	4 31	-	92	2 14	60	-	65
Cumberland County Jail.....	22,982 66	\$213 50	20,464 06	8 04	-	2 78	2 79	53	83	1 11
Franklin County Jail.....	(a)	(a)	(b)125 44	(a)	(a)	(a)	(a)	(a)	(a)	(a)
Hancock County Jail.....	2,104 17	-	2,104 17	13 49	-	4 28	3 45	12	51	5 13
Kennebec County Jail.....	8,967 01	-	8,759 37	8 70	-	1 09	3 22	26	1 92	2 21
Knox County Jail.....	2,215 45	-	2,215 45	13 26	-	5 39	3 01	1 41	3 45	-
Lincoln County Jail.....	(a)	(a)	(c)10 66	-	-	-	-	-	-	-
Oxford County Jail.....	2,368 20	-	2,368 20	5 68	-	2 22	2 33	04	05	1 04
Penobscot County Jail.....	5,972 50	-	5,715 40	3 71	-	16	2 50	34	27	44
Piscataquis County Jail.....	1,694 24	-	1,694 24	6 50	-	1 96	3 20	-	1 15	19
Sagadahoc County Jail.....	-	2,485 61	2,485 61	-	-	-	-	-	-	-
Somerset County Jail.....	2,558 96	-	2,558 96	6 15	-	1 90	2 21	05	50	1 49
Waldo County Jail.....	2,201 12	-	2,190 12	15 51	-	3 85	3 84	-	1 09	6 73
Washington County Jail.....	1,966 08	-	1,966 08	17 70	-	5 97	5 46	-	06	6 21
York County Jail.....	6,452 70	-	3,750 83	10 34	-	2 54	3 47	38	79	3 16
Totals & Averages—Jails..	\$77,418 95	\$2,699 11	\$72,689 29	\$9 52	-	\$2 70	\$3 08	\$ 27	\$1 94	\$1 53
Cumberland County Farm..	7,813 45	-	7,813 45	8 34	-	-	-	-	-	-
County Institutions.....	\$85,232 40	\$2,699 11	\$80,502 74							

(a) Income exceeds expense.

(b) Income from sales exceeds expense by this amount.

(c) Income from rent of jail exceeds expenses by this amount.

1920—TABLE B—13.

CHILDREN'S INSTITUTIONS—SPECIAL APPROPRIATION—
SUMMARY.

INSTITUTION.	Surplus Beginning of Year	Income	Expenses	Surplus End of Year
Children's Aid Society	\$12,970 46	\$5,724 68	\$5,473 40	\$13,221 74
Children's Heart Work Society	165 51	10,246 46	10,224 63	187 34
Children's Protective Society	727 27	9,121 27	9,383 94	464 60
Eastern Maine Orphan's Home.....	2,296 34	5,744 59	5,040 26	3,000 67
Girls' Orphanage	34,120 20	12,485 39	12,868 80	33,736 79
Healy Asylum	64,421 64	30,883 11	25,048 69	70,256 06
Holy Innocent's Home	9,972 26	57,473 59	39,444 16	28,001 69
Lewiston & Auburn Children's Home.....	5,344 93	1,026 76	1,989 75	4,381 94
Maine Children's Home Society.....	15,231 94	31,290 16	28,063 70	18,458 40
St. Elizabeth's Orphan Asylum.....	37,125 81	17,290 35	12,938 52	41,477 64
W. C. T. U. Temporary Home.....	3,645 58	3,257 52	3,222 02	3,681 08
York County Children's Aid Society....	(a) 311 49	16,371 03	14,902 64	1,156 90
Totals.....	\$186,333 43	\$197,864 91	\$168,600 51	\$218,024 85

(a) Liability.

1920—TABLE B—14.
CHILDREN'S INSTITUTIONS—SPECIAL APPROPRIATION—INCOME.

INSTITUTION	Increased Value of Land, Bldgs., Etc.	Sales, Etc.	FOR BOARD AND CARE			Endowment Income	Other Sources	Total
			From the State	From Cities and Towns	From Individuals and Societies			
Children's Aid Society.....	-	\$481 78	\$2,121 50	-	(a) \$534 50	\$362 12	\$2,224 78	\$5,724 68
Children's Heart Work Society.....	-	15 93	1,545 73	\$264 00	1,298 50	298 75	6,823 55	10,246 46
Children's Protective Society.....	-	-	1,509 55	2,046 41	797 20	-	4,768 11	9,121 27
Eastern Maine Orphan's Home.....	-	585 54	1,631 66	-	(a) 1,235 63	-	2,291 76	5,744 59
Girl's Orphanage.....	-	46 95	3,040 49	2,529 05	6,741 90	-	127 00	12,485 39
Healy Asylum.....	-	1,655 00	6,662 39	2,704 22	15,940 04	257 31	3,634 15	30,883 11
Holy Innocent's Home.....	\$28,000 00	3,000 00	2,085 79	-	(a) 1,999 45	-	22,388 35	57,473 59
Lewiston and Auburn Children's Home.....	-	-	237 00	-	(a) 385 00	149 65	255 11	1,026 76
Maine Children's Home Society.....	-	-	3,000 00	-	13,490 36	542 65	14,257 15	31,290 16
St. Elizabeth's Orphan Asylum.....	-	2,054 66	8,339 49	-	(a) 3,469 24	-	3,426 96	17,260 35
W. C. T. U. Temporary Home.....	-	363 07	1,317 26	-	765 98	120 00	691 21	3,257 52
York County Children's Aid Society.....	-	-	6,049 79	5,088 11	1,349 38	242 95	3,640 80	16,371 03
Totals.....	\$28,000 00	\$8,202 93	\$37,570 65	\$12,631 79	\$48,007 18	\$1,673 43	\$64,528 93	\$200,914 91

(a) Including cities and towns.

1920—TABLE B—15.

CHILDREN'S INSTITUTIONS—SPECIAL APPROPRIATION—EXPENDITURES.

INSTITUTION.	MAINTENANCE OF INSTITUTION					
	Salaries	Food	Clothing	Repairs	Other Expenses	Total
Children's Aid Society.....	\$1,665 93	\$1,224 31	\$278 28	-	\$2,155 30	\$5,323 82
Children's Heart Work Society.....	1,260 00	707 17	-	-	1,798 09	3,762 26
Children's Protective Society.....	-	-	-	-	-	-
Eastern Maine Orphan's Home.....	684 98	1,421 74	167 74	\$728 42	737 38	3,740 26
Girls' Orphanage.....	1,530 00	8,407 09	520 25	480 96	1,930 50	12,868 80
Healy Asylum.....	1,451 26	16,769 62	749 95	2,445 38	9,300 24	30,716 45
Holy Innocent's Home.....	1,998 51	2,485 43	672 32	2,163 98	1,536 97	8,857 21
Lewiston and Auburn Children's Home.....	422 43	352 92	105 39	27 65	510 86	1,419 25
Maine Children's Home Society.....	-	-	-	-	-	-
St. Elizabeth's Orphan Asylum.....	1,146 37	4,579 98	1,031 73	2,360 45	959 13	10,077 66
W. C. T. U. Temporary Home.....	799 58	860 52	20 54	226 93	1,292 13	3,199 70
York County Children's Aid Society.....	-	-	-	-	-	-
Totals.....	\$10,958 86	\$36,805 78	\$3,546 20	\$8,433 77	\$20,220 60	\$79,965 41

OF CHARITIES AND CORRECTIONS

1920—TABLE B—15.

CHILDREN'S INSTITUTIONS—SPECIAL APPROPRIATION—EXPENDITURES—CONTINUED.

INSTITUTION	CARE OF ABSENTEES				Special Expense	Total Expense	CHANGES IN TRUST FUNDS	
	Salaries	Board	Other Expense	Total Absentees			Increase	Decrease
Children's Aid Society.....	-	\$70 00	\$79 58	\$149 58	-	\$5,473 40	-	-
Children's Heart Work Society.....	-	4,768 00	355 29	5,123 29	\$1,339 08	10,224 63	\$1,332 05	-
Children's Protective Society.....	\$2,490 85	5,284 26	1,608 83	9,383 94	-	9,383 94	-	-
Eastern Maine Orphan's Home.....	-	-	-	-	1,300 00	1,300 00	1,431 63	-
Girl's Orphanage.....	-	-	-	-	-	12,868 80	-	-
Healy Asylum.....	-	-	-	-	-	30,883 11	-	-
Holy Innocent's Home.....	-	-	-	-	30,586 95	39,444 16	-	\$7,415 67
Lewiston and Auburn Children's Home.....	-	-	570 50	570 50	-	1,989 75	3,000 00	-
Maine Children's Home Society.....	4,849 34	15,664 00	7,550 36	28,063 70	-	28,063 70	1,455 00	-
St. Elizabeth's Orphan Asylum.....	-	-	-	-	2,860 86	12,938 52	1,041 03	-
W. C. T. U. Temporary Home.....	-	12 00	10 32	22 32	-	3,222 02	-	-
York County Children's Aid Society.....	2,021 66	11,652 31	928 67	14,602 64	-	14,602 64	250 00	-
Totals.....	\$9,361 85	\$37,450 57	\$11,103 55	\$57,915 97	\$36,086 89	\$170,394 67	\$8,509 71	\$7,415 67

1920—TABLE B—16.

CHILDREN'S INSTITUTIONS—SPECIAL APPROPRIATION—ASSETS AND LIABILITIES.

OF CHARITIES AND CORRECTIONS

INSTITUTION	ASSETS						LIABILITIES				
	Land, Buildings, Etc.	Edowments and Investments	Inventories	Accounts Receivable	Cash	Total	Mortgages	Trust Funds	Loans and Accounts Payable	Total	Surplus
Children's Aid Society.....	\$6,600 00	\$15,674 00	-	-	\$521 74	\$22,795 74	-	\$8,074 00	\$1,500 00	\$9,574 00	\$13,221 74
Children's Heart Work Society.....	-	5,316 18	-	-	187 34	5,503 52	-	5,316 18	-	5,316 00	187 34
Children's Protective Society.....	-	3,000 00	-	\$1,176 79	87 81	4,264 60	-	3,000 00	800 00	3,800 00	464 60
Eastern Maine Orphan's Home.....	17,000 00	7,184 55	\$1,500 00	-	500 67	26,185 22	\$16,000 00	7,184 55	-	23,184 55	3,000 67
Girl's Orphanage.....	33,000 00	-	890 00	215 00	6,179 00	34,166 79	-	-	430 00	430 00	33,736 79
Healy Asylum.....	77,810 00	-	10,200 00	-	2,543 00	90,553 00	-	-	20,296 94	20,296 94	70,256 06
Holy Innocent's Home.....	40,000 00	500 00	5,000 00	-	273 57	45,773 57	17,271 88	500 00	-	17,771 88	28,001 69
Lewiston&Auburn Children's Home	3,500 00	3,372 40	500 00	-	9 54	7,381 94	-	3,000 00	-	3,000 00	4,381 94
Maine Children's Home Society....	12,000 00	15,105 00	-	3,716 08	2,742 32	33,563 40	-	151 05	-	15,105 00	18,458 40
St. Elizabeth's Orphan Asylum.....	42,000 00	11,542 00	6,000 00	-	1,516 70	61,059 39	2,039 06	11,542 69	6,000 00	19,581 75	41,477 64
W. C. T. U. Temporary Home.....	3,300 00	2,000 00	1,043 06	123 49	84 02	6,550 57	-	2,000 00	869 49	2,869 49	3,681 08
York County Children's Aid Society	-	5,060 00	300 00	-	1,156 90	6,516 90	-	5,060 00	-	5,060 00	1,456 90
Totals.....	\$235,210 00	\$68,754 82	\$25,433 06	\$5,231 36	\$9,686 91	\$344,314 64	\$35,310 94	\$60,782 42	\$29,896 43	\$125,989 79	\$218,324 85

1920—TABLE B—17.
CHILDREN'S INSTITUTIONS—SPECIAL APPROPRIATION—POPULATION.

INSTITUTION	PERSONS CARED FOR					EMPLOYEES	
	Admitted	Discharged	Deceased	Average No. Present	Average No. Absent	Whole No.	No. Subsisted
Children's Aid Society	12	4	-	20	13	6	3
Children's Heart Work Society	13	11	-	2	80	4	4
Children's Protective Society	37	72	3	-	80	3	-
Eastern Maine Orphan's Home	2	3	-	25	-	4	4
Girl's Orphanage	66	63	-	113	-	14	14
Healy Asylum	109	108	-	207	-	38	38
Holy Innocent's Home	97	52	35	32	-	9	9
Lewiston & Auburn Children's Home	23	19	1	7	16	2	2
Maine Children's Home Society	90	55	1	-	360	7	4
St. Elizabeth's Orphan Asylum	21	22	1	70	-	9	7
W. C. T. U. Temporary Home	21	14	-	9 +	1	4	2 +
York County Children's Aid Society	14	23	4	-	123	2	-
Totals	505	441	44	485	673	103	57 +

1920—TABLE B—18.

CHILDREN'S INSTITUTIONS—SPECIAL APPROPRIATION—COSTS.

INSTITUTION	Gross Cost Institution Care	Gross Cost Care of Absentees	Net Cost Institution Care and Absentees	AVERAGE WEEKLY PER CAPITA		ANALYSIS OF INSTITUTIONS PER CAPITA				
				Institution Care	Absentees	Salaries	Food	Clothing	Repairs	All Other Less Sales, Etc.
Children's Aid Society.....	\$4,842 04	\$149 58	\$2,186 04	\$4 66	\$22 00	\$1 60	\$1 02	\$ 27	-	\$1 77
Children's Heart Work Society.....	3,746 33	5,123 29	5,761 39	(b)	(f) 1 92	-	-	-	-	-
Children's Protective Society.....	-	9,383 94	5,030 78	-	(i) 2 56	-	-	-	-	-
Eastern Maine Orphan's Home.....	3,144 72	-	277 43	2 33	-	51	91	12	\$ 54	25
Girls' Orphanage.....	12,821 85	-	510 41	2 18	-	26	1 27	09	08	48
Healy Asylum.....	23,393 00	-	(a) 1,942 96	2 17	-	13	1 32	07	23	42
Holy Innocent's Home.....	8,857 21	-	3,771 97	5 32	-	1 20	1 17	40	1 30	1 25
Lewiston & Auburn Children's Home.....	1,419 25	570 50	1,367 75	3 90	69	1 16	75	28	08	1 63
Maine Children's Home Society.....	-	28,063 70	11,573 34	-	(g) 1 50	-	-	-	-	-
St. Elizabeth's Orphan Asylum.....	8,023 00	-	(a) 3,785 73	2 20	-	31	1 14	28	72	(c) 05
W. C. T. U. Temporary Home.....	2,836 63	22 32	2,858 95	6 05	43	1 71	1 44	04	48	2 38
York County Children's Aid Society.....	-	14,602 64	2,115 36	-	-	(h) 2 28	-	-	-	-
Totals and Averages.....	\$68,724 09	\$57,915 97	\$29,724 73	\$3 60	(d)(e) \$1 37	(d) \$ 86	\$1 13	\$ 19	\$ 43	\$ 99

- (a) Payments for board and care, including payments by the State exceeds cost of maintenance by this amount.
- (b) Included in cost of absentees.
- (c) Increased inventories, sales and similar credits exceeds "other expenses" by this amount.
- (d) Per capita of regular home finding societies \$2.07.
- (e) Average supervision cost \$0.73.
- (f) Supervision cost 81 cents.
- (g) Supervision cost 66 cents.
- (h) Supervision cost 46 cents.
- (i) Supervision cost 99 cents.

OF CHARITIES AND CORRECTIONS

1920—TABLE B—19.

MATERNITY HOSPITALS—SPECIAL APPROPRIATION—SUMMARY.

INSTITUTION.	Surplus Beginning of Year.	Income	Expenses	Surplus End of Year.
Good Samaritan Home.....	\$14,155 05	\$7,736 77	\$7,376 68	\$14,515 14
Temporary Home for Women & Children	9,747 31	9,430 67	9,603 61	9,574 37
Totals.....	\$23,902 36	\$17,167 44	\$16,980 29	\$24,089 51

1920—TABLE B—20.

MATERNITY HOSPITALS—SPECIAL APPROPRIATION—INCOME.

INSTITUTION	Increased Value of Land, Buildings Etc.	Increased Investments	Sales, Etc.	FOR BOARD AND CARE			Endowment Income	Other Sources	Total
				From the State	From Cities & Towns	From Individuals and Societies			
Good Samaritan Home.....	\$1,450 00	-	-	\$2,750 00	-	\$2,473 24	\$98 83	\$964 70	\$7,736 77
Temporary Home for Women and Children.....	-	-	-	4,146 80	-	2,341 62	1,586 39	1,355 86	9,430 67
Totals.....	\$1,450 00	-	-	\$6,896 80	-	\$4,814 86	\$1,685 22	\$2,320 56	\$17,167 44

1920—TABLE B—21.

MATERNITY HOSPITALS—SPECIAL APPROPRIATION—EXPENDITURES.

INSTITUTION	Decreased Investments	MAINTENANCE OF INSTITUTION					
		Salaries	Food	Clothing	Repairs	Other Expenses	Total
Good Samaritan Home.....	-	\$1,726 62	\$1,735 64	\$86 35	\$2,667 68	\$1,160 39	\$7,376 68
Temporary Home for Women and Children.....	-	2,233 01	3,774 74	179 67	683 65	2,732 54	9,603 61
Totals.....	-	\$3,959 63	\$5,510 38	\$266 02	\$3,351 33	\$3,892 93	\$16,979 29

1920—TABLE B—21.
MATERNITY HOSPITALS—SPECIAL APPROPRIATION—EXPENDITURES—CONTINUED.

INSTITUTION	CARE OF ABSENTEES				Special Expense	Total Expense	CHANGES IN TRUST FUNDS	
	Salaries	Board	Other Expenses	Total Absentees			Increase	Decrease
Good Samaritan Home	-	-	-	-	-	\$7,376 68	-	-
Temporary Home for Women and Children	-	-	-	-	-	9,603 61	-	-
Total	-	-	-	-	-	\$16,980 29	-	-

1920—TABLE B—22.

MATERNITY HOSPITALS—SPECIAL APPROPRIATION—ASSETS AND LIABILITIES.

INSTITUTION	ASSETS						LIABILITIES				
	Land, Buildings, Etc.	Invested Funds	Inventories	Accounts Receivable	Cash	Total	Mortgages	Trust Funds	Loans and Accounts Payable	Total	Surplus
Good Samaritan Home.	\$12,200 00	\$4,600 00	\$500 00	-	\$315 14	\$17,615 14	-	\$3,100 00	-	\$3,100 00	\$14,515 14
Temporary Home for Women and Children.	8,980 00	32,719 01	700 00	-	1,405 28	43,804 29	-	32,719 01	\$1,510 91	34,229 92	9,574 37
Totals.....	\$21,180 00	\$37,319 01	\$1,200 00	-	\$1,720 42	\$61,419 43	-	\$35,819 01	\$1,510 91	\$37,329 92	\$24,089 51

1920—TABLE B—23.

MATERNITY HOSPITALS—SPECIAL APPROPRIATION—POPULATION.

INSTITUTION	PERSONS CARED FOR					EMPLOYEES	
	Admitted	Discharged	Deceased	Average Present	No. Out-Patient Treatments	Whole No.	No. Subsisted
Good Samaritan Home.....	29	32	3	29 +	-	3	3
Temporary Home for Women and Children..	66	57	1	35	-	6	5
Totals and Averages.....	95	89	4	-	-	9	8

1920—TABLE B—24.

MATERNITY HOSPITALS—SPECIAL APPROPRIATION—COSTS.

INSTITUTION	Gross Cost Institution Care	Gross Cost Care of Absentees	Net Cost of Institution Care	AVERAGE WEEKLY PER CAPITA		ANALYSIS OF INSTITUTION PER CAPITA				All Other Less Sales, Etc.
				Institution Care	Absentees	Salaries	Food	Clothing	Repairs	
Good Samaritan Home.	\$7,376 68	-	\$2,153 44	\$4 85	-	\$1 14	\$1 04	\$ 06	\$1 75	\$ 86
Temporary Home for Women and Children.	9,603 61	-	3,115 19	5 28	-	1 23	1 81	10	38	1 76
Totals and Averages.	\$16,980 29	-	\$5,268 63	\$10 13	-	\$1 18	\$1 43	\$ 08	\$1 07	\$1 31

1920—TABLE B—25.

HOSPITALS—SPECIAL APPROPRIATION—SUMMARY.

INSTITUTION	Surplus Beginning of Year	Income	Expenses	Surplus End of Year.
Augusta General Hospital.....	\$89,811 14	\$96,451 26	\$70,308 55	\$116,043 85
Bancor Anti-Tuberculosis Association...	2,182 50	9,650 73	6,975 23	4,858 00
Bar Harbor Medical & Surgical Hospital	66,545 54	20,718 04	22,814 62	64,448 96
Bath City Hospital.....	34,882 31	59,013 74	37,764 68	56,131 37
Calais Hospital.....	(a)1,054 03	17,439 79	18,443 27	2,057 51
Castine General Hospital.....	-	6,396 51	3,784 15	2,612 36
Central Maine General Hospital.....	136,148 40	79,497 75	82,803 71	132,842 44
Charles A. Dean Hospital.....	58,786 01	17,329 12	18,534 79	57,580 34
Children's Hospital.....	54,150 47	42,413 37	43,782 87	52,781 97
Eastern Maine General Hospital.....	217,680 94	175,928 66	141,585 45	252,024 15
Gardiner Hospital.....	28,649 36	16,896 20	14,444 74	31,100 82
Knox County General Hospital.....	28,682 39	19,505 25	17,830 50	30,356 14
Madigan Memorial Hospital.....	78,904 05	18,556 88	17,974 69	79,486 24
Maine Eye and Ear Infirmary.....	55,040 01	64,724 85	57,372 17	62,392 69
Maine General Hospital.....	377,624 70	108,773 50	129,607 23	356,790 97
Northern Maine General Hospital.....	16,883 00	17,234 55	17,068 69	17,048 86
Old Town Hospital.....	150 00	4,357 37	4,442 57	65 00
Presque Isle General Hospital.....	12,816 06	58,351 66	48,344 78	22,822 94
Rumford Hospital.....	7,815 15	13,572 67	14,360 50	7,027 32
*Sisters of Charity Hospital.....	-	-	-	-
St. Mary's General Hospital.....	185,802 35	54,896 74	65,720 02	174,979 07
Trull Hospital Aid Ass'n.....	1,881 69	718 02	772 35	1,827 36
Waldo County General Hospital.....	4,289 13	20,059 75	2,835 69	21,513 19
Webber Hospital.....	105,688 52	32,298 82	30,034 62	107,952 72
York Hospital.....	2,549 49	11,087 69	12,034 63	1,602 55
Totals.....	\$1,548,017 24	\$947,216 92	\$879,641 50	\$1,656,346 82

*Declined to nie report.

(a) Liability.

1920—TABLE B—26.
HOSPITALS—SPECIAL APPROPRIATIONS—INCOME.

INSTITUTION	Increased Value of Land, Buildings, Etc.	Increased Investments	Sales, Etc.	FOR BOARD AND CARE			Endowment Income	Other Sources	Total
				From the State	(a) From Cities and Towns	From Individuals and Societies			
Augusta General Hospital	\$54,611 48	-	\$5,027 15	\$5,585 39	-	\$27,955 15	\$1,481 14	\$1,880 95	\$96,541 26
Bangor Anti-Tuberculosis Ass'n	-	-	125 02	1,314 57	-	3,918 37	-	4,252 77	9,650 73
Bar Harbor Medical & Surgical Hospital	-	-	-	3,382 00	-	7,924 07	3,412 97	5,999 00	20,718 04
Bath City Hospital	8,000 00	\$10,179 00	-	2,171 00	-	19,133 49	1,286 32	18,243 93	59,013 74
Calais Hospital	-	-	2,924 51	340 72	-	14,714 56	-	-	17,439 79
Castine General Hospital	-	600 00	1,650 00	500 00	\$250 00	2,286 00	-	1,110 51	6,396 51
Central Maine General Hospital	-	-	3,449 04	6,899 02	616 00	65,301 46	998 33	2,233 90	79,497 75
Charles A. Dean Hospital	-	-	-	1,330 50	552 50	12,294 82	3,000 00	151 30	17,329 12
Children's Hospital	-	-	153 68	30,599 86	-	10,717 13	921 70	22 00	42,414 37
Eastern Maine General Hospital	-	-	21,051 32	10,755 25	-	93,120 04	15,035 35	35,966 70	175,928 66
Gardiner General Hospital	-	-	1,484 25	463 00	-	8,641 96	41 97	6,265 02	16,896 20
Knox County General Hospital	-	-	527 62	-	-	15,335 63	-	3,642 00	19,505 25
Madigan Memorial Hospital	-	-	111 66	429 53	-	14,088 42	-	3,327 27	18,556 88
Maine Eye and Ear Infirmary	-	-	3,413 58	7,192 00	-	48,266 73	5,852 54	-	64,724 85
Maine General Hospital	-	-	-	8,067 74	-	79,672 53	20,393 23	550 00	108,773 50
Northern Maine General Hospital	1,100 00	-	4,190 04	3,452 24	1,183 00	6,486 77	22 50	800 00	11,234 55
Old Town Hospital	-	-	-	565 00	1,113 75	2,543 50	-	135 32	4,357 57
Presque Isle General Hospital	26,159 31	7,698 46	267 29	750 00	-	23,324 26	47 29	105 05	58,351 66
Rumford Hospital	-	-	773 49	629 00	-	11,820 18	-	350 00	13,572 67
*Sisters of Charity Hospital	-	-	-	-	-	-	-	-	-
St. Mary's General Hospital	-	-	397 05	5,835 94	3,331 50	44,508 18	557 02	267 05	54,896 74
Trull Hospital Aid Ass'n	-	-	-	315 00	-	-	61 32	341 70	718 02
Waldo County General Hospital	(c) 13,000 00	-	(d) 2,030 23	832 00	-	2,368 91	135 00	1,693 61	20,059 75
Webber Hospital	(e) 4,000 00	-	-	2,154 75	-	21,125 80	3,140 22	1,878 05	32,298 82
York Hospital	-	-	324 10	546 35	1,250 00	5,046 57	2,120 67	1,800 00	11,087 69
Totals	\$106,870 79	\$18,477 46	\$48,500 03	\$91,110 86	\$8,296 75	\$540,054 53	\$58,507 57	\$95,697 25	\$965,954 12

* Declined to file report.

(a) Many hospitals do not keep a separate record.

(b) Includes \$33,302.37, reported increase in accounts receivable.

(c) Increase in reported value-value previously reported stated to have been too low.

(d) \$2,000 increase in reported value-value previously reported stated to have been too low.

(e) Improvements in grounds.

1920—TABLE B—27.
HOSPITALS—SPECIAL APPROPRIATIONS—EXPENDITURES.

INSTITUTION	Decreased Investments	MAINTENANCE OF INSTITUTION					Total
		Salaries	Food	Clothing	Repairs	Other Expenses	
Augusta General Hospital.....	\$31,938 09	\$13,046 75	\$113,410 18	-	\$1,032 75	\$10,880 78	\$38,370 46
Bangor Anti-Tuberculosis Ass'n.....	-	2,322 24	2,032 96	-	86 98	1,173 21	5,665 39
Bar Harbor Medical & Surgical Hospital.....	-	6,899 55	4,763 33	-	3,364 60	5,134 64	20,162 12
Bath City Hospital.....	-	7,720 27	6,455 23	-	3,327 18	8,141 60	25,644 28
Calais Hospital.....	-	3,803 00	4,561 79	\$69 95	(a) 3,804 18	6,204 35	18,443 27
Castine General Hospital.....	-	1,609 59	896 00	-	488 00	790 56	3,784 15
Central Maine General Hospital.....	-	19,953 96	24,152 12	177 20	(c) 8,408 90	30,111 53	82,803 71
Charles A. Dean Hospital.....	-	6,189 99	5,573 57	-	1,124 77	-	5,646 46
Children's Hospital.....	-	14,362 07	11,853 04	-	1,715 52	15,852 24	43,782 87
Eastern Maine General Hospital.....	-	34,013 24	51,993 92	-	3,871 81	50,956 48	140,835 45
Gardiner General Hospital.....	1,842 81	4,550 78	3,244 76	-	381 12	4,425 26	12,601 93
Knox County General Hospital.....	-	4,248 44	4,032 66	-	(e) 1,402 92	8,147 48	17,831 50
Madigan Memorial Hospital.....	-	3,191 00	4,531 26	-	(d) 2,472 74	7,779 66	17,974 69
Maine Eye & Ear Infirmary.....	-	14,876 64	23,310 85	-	2,281 68	16,903 00	57,372 17
Maine General Hospital.....	-	30,316 45	43,778 95	-	8,907 61	44,604 22	129,607 33
Northern Maine General Hospital.....	-	4,243 04	3,525 82	-	3,275 51	5,224 32	16,268 69
Old Town Hospital.....	-	1,230 05	1,758 06	-	(b) 600 00	854 46	4,442 57
Presque Isle General Hospital.....	-	6,175 36	6,065 66	-	3,884 19	6,060 26	22,185 47
Rumford Hospital.....	-	4,501 77	3,130 99	-	(b) 765 00	5,962 74	14,360 50
*Sisters of Charity Hospital.....	-	-	-	-	-	-	-
St. Mary's General Hospital.....	-	7,420 60	34,040 83	2,336 23	4,405 64	17,516 72	65,720 02
Trull Hospital Aid Ass'n.....	-	-	-	-	-	-	-
Waldo County General Hospital.....	-	1,076 64	739 23	-	67 78	858 04	2,835 69
Webber Hospital.....	-	9,345 17	8,446 62	-	1,695 19	6,547 64	26,034 26
York Hospital.....	-	5,461 02	2,863 18	-	478 92	3,431 51	12,034 63
Totals.....	\$33,781 90	\$206,557 63	\$265,211 01	\$2,583 38	\$57,844 99	\$259 659 73	\$785,307 51

OF CHARITIES AND CORRECTIONS

159

*Declined to file report.

(a) Includes taxes, rent and insurance \$2,703.91.

(b) Rent.

(c) Includes \$4,698.87, increase in depreciation account.

(d) Includes \$2,200 depreciation.

(e) Includes \$910.72 depreciation.

1920—TABLE B—27.

HOSPITALS—SPECIAL APPROPRIATION—EXPENDITURES CONTINUED.

INSTITUTION	CARE OF ABSENTEES				Special Expense	Total Expense	CHANGES IN TRUST FUNDS	
	Salaries	Board	Other Expenses	Total Absentees			Increase	Decrease
Augusta General Hospital.....	-	-	-	-	-	\$70,308 55	-	-
Bangor Anti-Tuberculosis Ass'n.....	\$1,240 00	-	\$69 84	\$1,309 84	-	1,309 84	-	\$1,309 84
Bar Harbor Medical and Surgical Hospital.....	-	-	-	-	a\$2,652 50	2,652 50	\$7,652 50	-
Bath City Hospital.....	-	-	-	-	b12,120 40	37,764 68	10,000 00	-
Calais Hospital.....	-	-	-	-	-	18,443 27	-	-
Castine General Hospital.....	-	-	-	-	-	3,784 15	-	-
Central Maine General Hospital.....	-	-	-	-	-	82,803 71	32,107 40	-
Charles A. Dean Hospital.....	-	-	-	-	-	18,534 79	-	-
Children's Hospital.....	-	-	-	-	-	43,782 87	5,030 00	-
Eastern Maine General Hospital.....	750 00	-	-	750 00	-	141,585 45	74,086 50	-
Gardiner General Hospital.....	-	-	-	-	-	14,444 74	-	-
Knox County General Hospital.....	-	-	-	-	-	17,831 50	-	-
Madigan Memorial Hospital.....	-	-	-	-	-	17,974 69	-	-
Maine Eye & Ear Infirmary.....	-	-	-	-	-	57,372 11	-	2,602 00
Maine General Hospital.....	-	-	-	-	-	129,607 23	-	-
Northern Maine General Hospital.....	-	-	-	-	800 00	17,068 69	-	777 50
Old Town Hospital.....	-	-	-	-	-	4,442 57	-	-
Presque Isle General Hospital.....	-	-	-	-	c26,159 31	48,344 78	-	-
Rumford Hospital.....	-	-	-	-	-	14,360 50	-	-
*Sisters of Charity Hospital.....	-	-	-	-	-	-	-	-
St. Mary's General Hospital.....	-	-	-	-	-	65,720 02	10,000 00	-
Trull Hospital Aid Ass'n.....	-	\$544 00	228 35	772 35	-	772 35	-	-
Waldo County General Hospital.....	-	-	-	-	-	2,835 69	72 61	-
Webber Hospital.....	-	-	-	-	d4,000 00	30,034 62	-	-
York Hospital.....	-	-	-	-	-	12,034 63	20,000 00	-
Totals.....	\$1,990 00	\$544 00	\$298 19	\$2,832 19	\$45,732 31	\$853,813 93	\$158,952 02	\$3,379 50

*Declined to file report.

(a) Current funds added to limited trust funds.

(b) Additions to invested funds.

(c) New construction.

(d) Grading grounds.

1920—TABLE B—28.
HOSPITALS—SPECIAL APPROPRIATION—ASSETS AND LIABILITIES.

INSTITUTION	ASSETS						LIABILITIES				
	Land Buildings Etc.	Invested Funds	Inventories	Accounts Receivable	Cash	Total	Mortgages	Trust Funds	Loans and Accounts Payable	Total	Surplus
Augusta General Hospital.....	\$104,611 48	\$51,103 06	\$10,000 00	\$2,308 16	\$1,652 29	\$169,674 99	-	\$37,830 51	\$15,800 63	\$53,631 14	\$116,043 85
Bangor Anti-Tuberculosis Ass'n	-	86 41	2,000 00	-	2,858 00	4,944 41	-	86 41	-	86 41	4,858 00
Bar Harbor Medical & Surgical Hospital.....	67,128 97	73,356 54	-	-	-	140,485 00	-	73,356 54	2,680 01	76,036 55	64,448 51
Bath City Hospital.....	38,324 61	43,204 52	5,000 00	-	2,102 24	88,631 37	-	32,500 00	-	32,500 00	56,131 37
Calais Hospital.....	-	-	700 00	-	-	700 00	-	-	3,111 54	3,111 54	(a)3,111 54
Castine General Hospital.....	-	600 00	1,650 00	362 36	-	2,612 36	-	-	-	-	2,612 36
Central Maine Gen. Hospital	250,614 30	47,507 40	26,443 05	6,366 69	2,185 73	333,117 17	\$91,000 00	47,507 40	(b)61,763 33	200,274 73	132,842 44
Chas. A. Dean Hospital.....	50,000 00	-	5,900 00	1,458 87	221 47	57,580 34	-	-	-	-	57,580 34
Children's Hospital.....	103,518 42	27,277 33	24,478 51	7,182 75	2,485 74	164,942 75	-	27,506 18	84,654 60	112,160 78	52,781 97
Eastern Maine Gen. Hospital	242,500 00	295,693 16	37,051 32	33,302 37	191 79	608,738 64	-	295,693 16	61,021 33	356,714 49	252,024 15
Gardner General Hospital.....	28,532 21	-	1,457 31	1,661 50	457 93	32,108 95	-	-	1,008 76	1,008 76	31,100 19
Knox Co. General Hospital....	34,446 45	-	6,237 49	-	4,672 20	45,356 14	15,000 00	-	-	15,000 00	30,356 14
Madigan Memorial Hospital....	72,810 00	200 00	3,315 75	2,482 32	1,727 40	80,525 47	-	200 00	839 23	1,039 23	79,486 24
Maine Eye & Ear Infirmary....	100,000 00	123,850 00	16,500 00	2,500 00	392 69	243,243 69	57,000 00	123,850 00	-	180,850 00	62,392 69
Maine General Hospital.....	362,070 25	431,900 00	-	-	-	793,970 25	-	433,071 10	4,108 18	437,179 28	356,790 97
Northern Maine General Hospital.....	13,000 00	678 15	5,000 00	-	1,123 86	19,802 01	-	678 15	2,075 00	2,753 15	17,048 86
Old Town Hospital.....	-	-	-	65 00	-	65 00	-	-	-	-	65 00
Presque Isle General Hospital.	40,659 31	3,172 57	3,565 00	-	5,350 31	52,747 19	27,700 00	-	2,224 25	29,924 25	22,822 94
Runford Hospital.....	-	-	9,000 00	3,000 00	724 43	12,724 43	-	-	5,697 11	5,697 11	7,027 32
*Sisters of Charity Hospital....	-	-	-	-	-	-	-	-	-	-	-
St. Mary's General Hospital....	160,000 00	10,000 00	26,500 00	3,270 00	439 07	200,209 07	11,950 00	10,000 00	3,280 00	25,230 00	174,979 07
Trull Hospital Aid Ass'n.....	-	100 00	-	-	1,727 36	1,827 36	-	-	-	-	1,827 36
Waldo Co. General Hospital....	20,000 00	5,114 41	5,000 00	-	413 19	30,527 60	2,000 00	5,114 41	1,900 00	10,014 41	21,513 19
Webber Hospital.....	104,500 00	54,600 00	5,500 00	1,250 00	2,459 22	168,309 22	2,000 00	54,600 00	3,756 50	60,356 50	107,952 72
York Hospital.....	12,000 00	40,000 00	500 00	100 00	-	52,600 00	10,000 00	40,000 00	900 00	50,997 45	1,602 55
Totals.....	\$1,804,706 00	\$1,208,443 55	\$195,798 43	\$65,310 02	\$31,184 92	\$3,305,443 41	\$216,650 00	\$1,181,993 86	\$249,023 22	\$1,654,565 78	\$1,651,176 69

OF CHARITIES AND CORRECTIONS 161

*Declined to file report.
(a) Deficit.
(b) Actual accounts payable \$10,501.16; depreciation reserve, \$51,266.17.

1920—TABLE B—29.
HOSPITALS—SPECIAL APPROPRIATION—POPULATION.

INSTITUTION	PERSONS CARED FOR					EMPLOYEES	
	Admitted	Discharged	Deceased	Average Present	No. Out-patient Treatments	Whole No.	No. Subsidized
Augusta General Hospital.....	1,023	977	40	39	1,965	44	42
Bangor Anti-Tuberculosis Ass'n.....	21	32	2	13	1,768	7	4
Bar Harbor Medical & Surgical Hospital.....	321	310	13	10	-	12	12
Bath City Hospital.....	679	646	33	26	-	20	18+
Calais Hospital.....	621	584	37	22	616	20	18
Castine General Hospital.....	87	83	2	3	-	5	5
Central Maine General Hospital.....	1,885	1,801	86	74	-	69	69
Charles A. Dean Hospital.....	275	268	12	12	-	13	13
Children's Hospital.....	199	174	7	55	25,491	45	40
Eastern Maine General Hospital....	2,551	2,428	132	100	540-O.P. 1,945-D.N.	94	94
Gardiner General Hospital.....	282	271	17	8+	-	12	11
Knox County General Hospital.....	426	400	24	20	-	17	17
Madigan Memorial Hospital.....	459	431	32	19	-	16	13
Maine Eye and Ear Infirmary.....	1,366	1,321	27	48	-	36	36
Maine General Hospital.....	1,996	1,863	138	94+	3,734	96	96
Northern Maine General Hospital....	358	348	10	15	-	15	14
Old Town Hospital.....	58	42	3	5+	63	3	3
Preque Isle General Hospital.....	668	650	13	23	310	14	14
Rumford Hospital.....	401	373	19	16+	-	13	13
*Sisters of Charity Hospital.....	-	-	-	-	-	-	-
St. Mary's General Hospital.....	1,640	1,510	128	110	540	74	74
Trull Hospital Aid Ass'n.....	10	10	-	1	-	-	-
Waldo County General Hospital.....	121	111	8	5	-	7	7
Webber Hospital.....	851	796	45	26	2,278	27	27
York Hospital.....	163	148	12	8	1,632	7	7
Totals.....	16,471	15,577	840	758+	40,882	666	647+

*Declined to file report.

1920—TABLE B—30.
HOSPITALS—SPECIAL APPROPRIATION—COSTS.

INSTITUTION	Gross Cost Institution Care	Gross Cost Care of Absentees	Net Cost of Institution Care	AVERAGE WEEKLY PER CAPITA		ANALYSIS OF INSTITUTION PER CAPITA				
				Institution Care	Absent- ees	Salaries	Food	Clothing	Repairs	All Other Less Sales, Etc.
Augsuta General Hospital.....	\$33,343 31	-	(c) \$197 13	\$16 44	-	\$6 43	\$2 18	-	\$51	\$7 32
Bangor Anti-Tuberculosis Ass'n.....	5,540 37	\$1,309 84	1,617 27	(b) 9 84	-	4 12	2 82	-	15	2 75
Bar Harbor Medical & Surgical Hos- pital.....	20,162 12	-	8,856 05	39 16	-	13 40	4 18	-	6 54	14 98
Bath City Hospital.....	25,644 28	-	4,335 79	19 52	-	5 88	2 86	-	2 53	8 25
Calais Hospital.....	15,518 76	-	1,006 48	13 57	-	3 32	2 19	\$ 06	3 33	4 67
Castine General Hospital.....	2,134 15	-	(c) 901 85	24 26	-	10 32	2 15	-	3 13	8 66
Central Maine General Hospital....	79,354 67	-	6,538 19	20 62	-	4 19	3 25	05	2 19	10 94
Charles A. Dean Hospital.....	18,534 79	-	4,356 97	29 69	-	-	-	-	-	-
Children's Hospital.....	43,629 19	-	2,312 20	15 25	-	5 02	2 40	-	60	7 23
Eastern Maine General Hospital....	119,784 13	750 00	16,658 84	23 04	-	6 56	5 15	-	74	10 59
Gardiner General Hospital.....	11,117 68	-	2,012 72	25 76	-	10 54	3 23	-	88	11 11
Knox County General Hospital....	17,303 88	-	1,968 25	15 87	-	4 06	2 10	-	1 35	8 33
Madigan Memorial Hospital.....	17,263 03	-	2,745 08	17 47	-	3 23	2 72	-	2 50	9 02
Maine Eye & Ear Infirmary.....	53,958 53	-	(c) 2,000 20	21 62	-	5 96	5 34	-	91	9 41
Maine General Hospital.....	129,607 23	-	41,776 56	24 53	-	6 20	4 43	-	1 82	12 08
Northern Maine General Hospital..	12,078 65	-	956 64	15 49	-	5 44	2 34	-	4 20	3 51
Old Town Hospital.....	4,442 57	-	220 32	15 53	-	4 30	2 98	-	1 10	7 15
Presque Isle General Hospital.....	21,918 18	-	(c) 2,156 08	18 33	-	5 16	3 15	-	3 25	6 77
Rumford Hospital.....	13,587 01	-	1,137 83	15 90	-	4 00	2 05	-	90	8 95
*Sisters of Charity Hospital.....	-	-	-	-	-	-	-	-	-	-
St. Mary's General Hospital.....	65,322 97	-	3,517 35	11 42	-	1 30	3 56	41	77	5 38
Trull Hospital Aid Ass'n.....	-	22 35	722 35	(a)	(a)	(a)	(a)	(a)	(a)	(a)
Waldo County General Hospital....	2,805 46	-	(c) 395 45	(d)	-	-	-	-	-	-
Webber Hospital.....	26,034 62	-	2,754 07	18 51	-	6 91	3 06	-	1 25	7 30
York Hospital.....	11,710 53	-	4,867 61	28 15	-	13 13	3 67	-	1 15	10 20
Totals and Averages.....	\$759,796 11	\$2,782 19	\$106,926 42	(e) \$20 45	-	\$6 44	\$3 21	-	\$1 97	\$8 83

(a) The Aid Association pays the hospital a fixed price per week.

(b) 10 mos. for institution care.

(c) Receipts for board and care, including payments by State, exceeds gross cost by this amount.

(d) The data from this hospital is complete for only six months. All data as to costs must be regarded as mere approximations.

(e) Excluding Bangor-Anti-Tuberculosis Ass'n.

1920—TABLE B—31.

MISCELLANEOUS INSTITUTIONS—SPECIAL APPROPRIATION—
SUMMARY.

INSTITUTION	Surplus Beginning of Year	Income	Expenses	Surplus End of Year
Maine Institution for the Blind	\$71,379 73	\$34,837 20	\$36,360 07	\$69,856 86
Maine Mission for the Deaf	1,666 13	200 00	(a)	1,663 13
Belfast Home for Aged Women	15,141 64	2,007 59	1,739 03	15,410 20
Totals	\$90,969 69	\$37,044 79	\$38,099 10	\$86,933 19

(a) Report not received in season to print income and expense shown only as amount received from state.

1920—TABLE B—32.

MISCELLANEOUS INSTITUTIONS—SPECIAL APPROPRIATION—INCOME.

INSTITUTION	Increased Value of Land, Bldgs, Etc.	Sales, Etc.	FOR BOARD AND CARE			Endowment Income	Other Sources	Total
			From the State	From Cities and Towns	From Individuals and Societies			
Maine Institution for the Blind.....	\$307 00	\$20,892 02	\$12,922 95	-	\$31 80	\$683 43	-	\$34,837 20
Maine Mission for the Deaf.....	-	-	200 00	-	-	-	-	200 00
Belfast Home for Aged Women.....	-	396 62	200 00	-	918 50	120 00	\$372 47	2,007 59
Totals.....	\$307 00	\$21,288 64	\$13,322 95	-	\$950 30	\$803 43	\$3,247	\$37,044 99

1920—TABLE B—33.

MISCELLANEOUS INSTITUTIONS—SPECIAL APPROPRIATION—EXPENDITURES.

INSTITUTION	MAINTENANCE OF INSTITUTION					Total
	Salaries	Food	Clothing	Repairs	Other Expenses	
Maine Institution for the Blind.....	\$11,804 70	\$6,208 22	-	\$676 07	\$17,364 08	\$36,053 07
Maine Mission for the Deaf.....	-	-	-	-	-	-
Belfast Home for Aged Women.....	515 04	580 48	-	86 04	557 47	1,739 03
Totals.....	\$12,319 74	\$6,788 70	-	\$762 11	\$17,921 55	\$37,792 10

(a) Report not received in season to print income and expense shown only as amount received from State.

1920—TABLE B—33.

MISCELLANEOUS INSTITUTIONS—SPECIAL APPROPRIATION—EXPENDITURES—CONTINUED.

INSTITUTION	CARE OF ABSENTEES				Special Expense	Total Expense	CHANGES IN TRUST FUNDS	
	Salaries	Board	Other Expenses	Total Absentees			Increase	Decrease
Maine Institution for the Blind.....	-	-	-	-	\$307 00	\$36,360 07	\$302 18	-
Maine Mission for the Deaf.....	-	-	\$200 00	\$200 00	-	200 00	-	-
Belfast Home for Aged Women.....	-	-	-	-	-	1,739 03	-	-
Totals.....	-	-	\$200 00	\$200 00	\$307 00	\$38,299 10	\$302 18	-

1920—TABLE B—34.

MISCELLANEOUS INSTITUTIONS—SPECIAL APPROPRIATION—ASSETS AND LIABILITIES.

INSTITUTION	ASSETS						LIABILITIES				
	Land, Buildings, Etc.	Endowments and Investments	Inventories	Accounts Receivable	Cash	Total	Mortgages	Trust Funds	Loans and Accounts Payable	Total	Surplus
Maine Institution for the Blind.....	\$55,703 80	\$16,822 55	\$11,521 96	\$6,428 99	\$3,143 26	\$93,620 56	-	\$18,828 48	\$4,935 22	\$23,763 70	\$69,856 86
Maine Mission for the Deaf.....	(a) 4,000 00	600 00	-	-	1,066 13	1,666 13	-	-	-	-	1,666 13
Belfast Home for aged Women.....	4,000 00	11,775 00	-	100 00	-	15,875 00	-	-	464 80	464 80	15,410 20
Totals.....	\$59,703 00	\$29,197 55	\$11,521 96	\$6,528 99	\$4,209 39	\$111,161 69	-	\$18,828 48	\$5,400 02	\$24,228 50	\$86,933 19

(a) Figures of prior year used as an approximation to complete table.

1920—TABLE B—35.

MISCELLANEOUS INSTITUTIONS—SPECIAL APPROPRIATION—POPULATION.

INSTITUTION	PERSONS CARED FOR					EMPLOYEES	
	Admitted	Discharged	Deceased	Average No. Present	Average No. Absent	Whole No.	No. Subsisted.
Maine Institution for the Blind.....	13	6	2	34	-	14	5
Maine Mission for the Deaf.....	-	-	-	-	-	-	-
Belfast Home for Aged Women.....	1	-	2	3	-	1	1
Totals.....	14	6	4	37	-	15	6


(a) Figures of prior year used as an approximation to complete table.

1920—TABLE B—36.

MISCELLANEOUS INSTITUTIONS—SPECIAL APPROPRIATION—COSTS.

INSTITUTION	Gross Cost Institution Care	Gross Cost Care of Absentees	Net Cost Institution Care and Absentees	AVERAGE WEEKLY PER CAPITA		ANALYSIS OF INSTITUTION PER CAPITA				
				Institution Care	Absentees	Salaries	Food	Clothing	Repairs	All Other Less Sales, Etc.
Maine Institution for the Blind...	\$15,161 05	-	\$2,206 30	\$8 58	-	\$6 68	\$3 06	-	\$ 38	(a) \$1 54
Maine Mission for the Deaf.....	-	\$200 00	200 00	-	-	-	-	-	-	-
Belfast Home for Aged Women...	1,342 41	-	223 89	8 61	-	3 30	2 78	-	55	1 98
Totals.....	\$16,503 46	\$200 00	\$2,630 19	-	-	-	-	-	-	-

(a) Per capita income from sales, etc., exceeds "other" expenses by this amount.



APPENDIX C

COMPARATIVE STATISTICS

1913—1920

TABLE C-1.
STATE INSTITUTIONS.

	AVERAGE NUMBER CARED FOR		AVERAGE WEEKLY PER CAPITA COST		EXPENDITURES		PERCENTAGE OF MAINTENANCE INCOME TO GROSS COST OF MAINTENANCE		
	Present	Absent	At the Institution	Absentees	(a) Net Cost of Maintenance	Special Expenses	Paid by Inmates	Endowment Income	Public Appropriations
AUGUSTA STATE HOSPITAL.									
Average 5 years June 30, 1918.....	1,001	70	\$5 00	-	\$401,938 76	\$491,352 92	15	1	84
Year ending June 30, 1919.....	1,074	(b)	5 82	-	284,362 74	9,306 12	14	1	85
Year ending June 30, 1920.....	1,135	105	6 20	-	316,917 04	618 74	13	1	86
BANGOR STATE HOSPITAL.									
Average 5 years June 30, 1918.....	640	59	5 34	-	144,513 32	15,947 37	10	1	89
Year ending June 30, 1919.....	701	98	6 92	-	224,278 11	827 85	11	1	88
Year ending June 30, 1920.....	687	118	7 49	-	240,625 96	13,555 89	10	-	90
SCHOOL FOR FEEBLE MINDED.									
Average 5 years June 30, 1918.....	269	2	4 34	-	55,184 13	49,597 51	4	-	96
Year ending June 30, 1919.....	268	3	8 89	-	81,750 83	68,859 83	3	-	97
Year ending June 30, 1920.....	327	4	6 62	-	108,442 13	7,151 58	4	-	96
TUBERCULOSIS SANATORIUM (CENTRAL).									
Average 3 years June 30, 1918.....	53	-	13 32	-	32,635 57	31,195 63	19	3	78
Year ending June 30, 1919.....	102	-	15 44	-	71,749 65	6,105 87	13	-	87
Year ending June 30, 1920.....	109	-	18 63	-	95,133 18	24,761 70	5	-	95

TUBERCULOSIS SANATORIUM.										
(NORTHERN).										
Year ending June 30, 1920.....	-	-	-	-	-	2,420 52	35,945 75	-	-	-
TUBERCULOSIS SANATORIUM.										
(WESTERN).										
Average 3 years, June 30, 1918.....	96	-	12 92	-	-	47,682 42	9,342 74	21	6	73
Year ending June 30, 1919.....	91	5	16 18	-	-	69,810 60	-	9	(c)	91
Year ending June 30, 1920.....	101	-	9 45	-	-	96,791 84	4,718 65	6	1	93
BATH MILITARY & NAVAL ORPHAN ASYLUM.										
Average 5 years, June 30, 1918.....	61	2	3 65	-	-	10,460 54	-	-	6	94
Year ending June 30, 1919.....	47	11	7 52	-	-	18,362 88	-	-	4	96
Year ending June 30, 1920.....	47	12	10 34	-	-	25,282 83	-	-	3	97
STATE SCHOOL FOR BOYS.										
Average 5 years, June 30, 1918.....	172	138	5 33	17	-	43,631 24	317 59	-	1	99
Year ending June 30, 1919.....	169	147	6 85	27	-	60,438 84	-	-	(c)	100
Year ending June 30, 1920.....	166	174	7 25	-	-	62,788 80	-	-	(c)	100
STATE SCHOOL FOR GIRLS.										
Average 5 years, June 30, 1918.....	117	68	4 65	51	-	28,811 66	4,016 49	-	2	98
Year ending June 30, 1919.....	125	73	6 48	45	-	43,171 05	48,200 00	-	2	98
Year ending June 30, 1920.....	128	81	8 72	-	-	58,509 22	1,000 00	-	1	99

(a) Gross cost less receipts for board and care.
 (b) No report from institution.
 (c) Less than 1-2 of 1 %.

TABLE C—1
STATE INSTITUTIONS—Concluded.

	AVERAGE NUMBER CARED FOR		AVERAGE WEEKLY PER CAPITA COST		EXPENDITURES		PERCENTAGE OF MAINTENANCE INCOME TO GROSS COST OF MAINTENANCE		
	Present	Absent	At the Institution	Absentees	(a) Net Cost of Maintenance	Special Expenses	Paid by Inmates	Endowment Income	Public Appropriations
REFORMATORY FOR WOMEN.									
Average 2 years, June 30, 1918.....	28	5	\$18 45	-	\$16,863 35	\$6,695 06	-	-	100
Year ending June 30, 1919.....	60	(b)	8 64	-	26,420 09	-	-	-	100
Year ending June 30, 1920.....	47	60	11 49	\$13	28,738 49	43,536 57	-	-	100
STATE PRISON.									
Average 5 years, June 30, 1918.....	201	31	\$3 78	06	34,448 96	5,730 60	-	-	100
Year ending June 30, 1919.....	192	(b)	4 57	-	45,606 89	17,457 05	-	-	100
Year ending June 30, 1920.....	185	(b)	4 32	-	44,561 49	4,612 05	-	-	100
TOTALS AND AVERAGE.									
Average 5 years, 1918.....	2,487	369	-	-	571,259 58	149,655 93	7	2	91
For 1919.....	2,829	347	-	-	925,951 68	150,757 76	5	1	94
For 1920.....	2,947	554	-	-	1,091,910 00	151,900 93	3+	1	96

(a) Gross cost less payments for board and care.

(b) No report from institution.

REFORMATORY FOR MEN.									
Year ending June 30, 1920.....	15	-	-	-	11,361 38	16,000 00	-	-	100

TABLE C-2
COUNTY INSTITUTIONS

	AVERAGE NUMBER CARED FOR		AVERAGE WEEKLY PER CAPITA COST		EXPENDITURES		PERCENTAGE OF INCOME TO GROSS COST OF MAINTENANCE		
	Persent	Absent	At the Institution	Absentees	(a) Net Cost of Maintenance	New Build- ings etc.	Paid by Inmates	Endowment Income	Public Appro- priations
ANDROSCOGGIN COUNTY JAIL.									
Average 5 years, Dec. 31, 1917.....	67	-	\$3 36	-	\$11,097 55	-	2	-	98
Dec. 31, 1918.....	20	-	10 09	-	9,484 53	-	8	-	92
Dec. 31, 1919.....	22	-	10 32	-	11,611 92	-	9	-	91
AROSTOOK COUNTY JAIL.									
Average 5 years, Dec. 31, 1917.....	30	-	\$2 87	-	4,510 45	-	-	-	100
Dec. 31, 1918.....	18	-	4 75	-	4,424 02	-	5	-	95
Dec. 31, 1919.....	23	-	4 31	-	4,940 98	-	5	-	95
CUMBERLAND COUNTY JAIL.									
Average 5 years, Dec. 31, 1917.....	83	-	\$5 24	-	20,202 14	276 33	2	-	98
Dec. 31, 1918.....	39	-	8 95	-	16,431 34	-	8	-	92
Dec. 31, 1919.....	55	-	8 04	-	20,464 06	-	12	-	88.
FRANKLIN COUNTY JAIL.									
Average 5 years, Dec. 31, 1917.....	10	-	3 20	-	1,550 11	100 00	1	-	99
Dec. 31, 1918.....	5	-	5 88	-	1,446 70	-	-	-	100
Dec. 31, 1919.....	10	-	(b)	-	(c)125 44	125 44	-	-	100
HANCOCK COUNTY JAIL.									
Average 5 years, Dec. 31, 1917.....	5	-	9 18	-	1,741 33	-	-	-	100
Dec. 31, 1918.....	1	-	24 60	-	1,895 15	-	-	-	100
Dec. 31, 1919.....	3	-	13 49	-	2,104 17	-	-	-	100
KENNEBEC COUNTY JAIL.									
Average 5 years, Dec. 31, 1917.....	49	-	3 36	-	7,563 95	-	8	-	92
Dec. 31, 1918.....	22	-	7 98	-	8,834 55	-	4	-	96
Dec. 31, 1919.....	20	-	8 70	-	8,759 37	-	2	-	98
KNOX COUNTY JAIL.									
Average 5 years, Dec. 31, 1917.....	13	-	4 95	-	3,118 60	-	-	-	100
Dec. 31, 1918.....	5	-	9 27	-	2,409 98	-	-	-	100
Dec. 31, 1919.....	3	-	13 26	-	2,215 45	-	-	-	100

(a) Gross cost less payments for board.

(b) Income exceeds expense.

(c) Income from sales exceeds expense by this amount.

TABLE C—2.
COUNTY INSTITUTIONS—Continued.

	AVERAGE NUMBER CARED FOR		AVERAGE WEEKLY PER CAPITA COST		EXPENDITURES		PERCENTAGE OF INCOME TO GROSS COST OF MAINTENANCE		
	Present	Absent	At the Institution	Absentees	(a) Net Cost of Maintenance	New Build- ings etc.	Paid by Inmates	Endowment Income	Public Appropriations
LINCOLN COUNTY (IN OTHER JAILS).									
Average 5 years, Dec. 31, 1917.....	-	-	-	\$11 18	\$464 77	\$32 08	-	-	100
Dec. 31, 1918.....	-	2	-	3 67	374 87	-	-	-	100
Dec. 31, 1919.....	-	-	-	-	(b)10 66	-	-	-	100
OXFORD COUNTY JAIL.									
Average 5 years, Dec. 31, 1917.....	13	-	\$4 32	-	2,670 04	-	-	-	100
Dec. 31, 1918.....	8	1	4 82	3 36	2,193 38	-	-	-	100
Dec. 31, 1919.....	8	-	5 68	-	2,368 20	-	-	-	100
PENOBSCOT COUNTY JAIL.									
Average 5 years, Dec. 31, 1917.....	73	-	3 57	-	12,486 62	-	2	-	98
Dec. 31, 1918.....	33	-	6 59	-	10,866 41	-	4	-	96
Dec. 31, 1919.....	31	-	3 71	-	5,715 40	-	4	-	96

PISCATAQUIS COUNTY JAIL.									
Average 5 years, Dec. 31, 1917.....	8	-	3 82	-	1,686 61	-	-	-	100
Dec. 31, 1918.....	6	-	4 98	-	1,650 04	-	-	-	100
Dec. 31, 1919.....	4	-	6 50	-	1,694 24	-	-	-	100
SAGadahoc COUNTY JAIL. (IN OTHER JAILS).									
Average 5 years, Dec. 31, 1917.....	-	7	-	3 34	1,409 53	-	-	-	100
Dec. 31, 1918.....	-	-	-	-	611 13	-	-	-	100
Dec. 31, 1919.....	-	10	-	-	2,485 61	-	-	-	100
SOMERSET COUNTY JAIL.									
Average 5 years, Dec. 31, 1917.....	9	-	5 03	-	2,267 78	1,685 80	1	-	99
Dec. 31, 1918.....	4	-	12 02	-	2,467 36	-	1	-	99
Dec. 31, 1919.....	8	-	6 15	-	2,558 96	-	-	-	100
WALDO COUNTY JAIL.									
Average 5 years, Dec. 31, 1917.....	6	-	\$7 58	-	2,207 98	-	-	-	100
Dec. 31, 1918.....	2	-	26 90	-	2,266 43	-	-	-	100
Dec. 31, 1919.....	3	-	15 51	-	2,190 12	-	(c)	-	100

(h) Gross cost, less payments for board.
 (b) Income exceeds expense by this amount.
 (c) Less than 1-2 of 1%.

TABLE C—2
COUNTY INSTITUTIONS—CONCLUDED

	AVERAGE NUMBER CARED FOR		AVERAGE WEEKLY PER CAPITA COST		EXPENDITURES		PERCENTAGE OF INCOME TO GROSS COST OF MAINTENANCE		
	Present	Absent	At the Institution	Absentees	(a) Net Cost of Maintenance	New Build- ings, Etc.	Paid by Inmates	Endowment Income	Public Appropriations
WASHINGTON COUNTY JAIL.									
Average 5 years, Dec. 31, 1917.....	9	-	\$4 92	-	\$2,306 84	-	-	-	100
Dec. 31, 1918.....	3	-	17 83	-	2,212 47	-	1	-	99
Dec. 31, 1919.....	2	-	17 70	-	1,966 08	-	-	-	100
YORK COUNTY JAIL.									
Average 5 years, Dec. 31, 1917.....	33	-	3 36	-	5,763 14	-	-	-	100
Dec. 31, 1918.....	16	-	7 44	-	6,201 60	-	-	-	100
Dec. 31, 1919.....	12	-	10 34	-	3,750 83	-	-	-	100
CUMBERLAND COUNTY FARM.									
Average 5 years Dec. 31, 1917.....	15	8	7 54	-	6,025 72	\$6,109 50	-	-	100
Dec. 31, 1918.....	6	-	20 40	-	6,592 93	-	-	-	100
Dec. 31, 1919.....	7	9	8 34	-	7,813 45	-	-	-	100
TOTALS & AVERAGES.									
Average 5 years, 1918.....	419	13	4 93	-	86,795 07	8,203 71	1	-	99
For 1919.....	178	11	11 50	-	80,362 09	-	2	-	98
For 1920.....	211	19	9 43	-	80,502 74	136 10	2	-	98

(a) Gross cost, less payments for board.

TABLE C—3
STATE AIDED INSTITUTIONS (CHILDREN'S)

	AVERAGE NUMBER CARED FOR		AVERAGE ANNUAL PER CAPITA COST		EXPENDITURES		PERCENTAGE OF INCOME TO GROSS COST OF MAINTENANCE			
	Present	Absent	At the institution	Absentees	(a) Net Cost of Maintenance	New Buildings etc.	Payments for Care		Endow- ment Income	Balance Required from Other Sources
							By Individ- uals	By Public Funds		
CHILDREN'S AID SOCIETY. (GIRL'S HOME).										
Average 5 years, May 18, 1918.....	22	-	\$3 35	-	\$2,123 20	-	-	34	28	38
May 18, 1919.....	17	6	4 00	-	1,708 93	-	27	45	28	-
May 18, 1920.....	20	13	4 66	22	2,186 04	-	11	44	7	38
CHILDREN'S HEART WORK SOCIETY.										
Average 5 years, June 30, 1918.....	1	72	-	\$1 66	4,669 55	-	11	11	-	78
June 30, 1919.....	2	84	-	1 82	6,082 88	\$984 13	15	8	2	75
June 30, 1920.....	2	80	-	1 92	5,761 39	1,339 08	15	20	3	62
CHILDREN'S PROTECTIVE SOCIETY.										
Average 5 years, Dec. 31, 1917.....	-	140	-	86	3,002 21	-	10	14	-	75
Dec. 31, 1918.....	-	73	-	1 74	4,018 18	-	5	34	-	61
Dec. 31, 1919.....	-	80	-	2 56	5,030 78	-	8	38	-	54
EASTERN MAINE ORPHAN'S HOME.										
Average 5 years, June 30, 1918.....	20	-	2 69	-	1,484 45	352 98	35	17	1	47
June 30, 1919.....	25	-	2 53	-	1,216 20	-	32	31	-	37
June 30, 1920.....	25	-	2 33	-	277 43	1,300 00	39	52	-	9
GIRLS ORPHANAGE.										
Average 5 years, July 31, 1918.....	114	-	1 20	-	1,571 41	-	64	30	-	6
July 31, 1919.....	110	-	1 55	-	145 05	-	49	49	(d)	2
July 31, 1920.....	113	-	2 18	-	510 41	-	53	43	-	4
HEALY ASYLUM FOR BOYS.										
Average 5 years, June 30, 1918.....	191	-	1 75	-	4,181 10	3,727 97	50	25	-	25
June 30, 1919.....	203	-	1 94	-	6,189 58	-	37	32	(d)	31
June 30, 1920.....	207	-	2 17	-	(e)1,942 96	-	68	40	1	(b)

(a) Gross cost, less payments for board and care.

(b) Income from first three sources exceeds gross cost maintenance.

(d) Less than 1-2 of 1 %.

(e) Net earnings.

TABLE C—3
STATE AIDED INSTITUTIONS (CHILDREN'S)—CONTINUED

	AVERAGE NUMBER CARED FOR		AVERAGE ANNUAL PER CAPITA COST		EXPENDITURES		PERCENTAGE OF INCOME TO GROSS COST OF MAINTENANCE			
	Present	Absent	At the Institution	Absentees	(a) Net Cost of Maintenance	New Build- ings etc.	Payments for Care		Endow- ment Income	Balance Re- quired from Other Sources
							By Individ- uals	From Pub- lic Funds		
HOLY INNOCENT'S HOME.										
Average 5 years, June 30, 1918.....	20	-	\$3 06	-	\$362 67	\$400 45	36	57	3	4
June 30, 1919.....	20	-	2 76	-	60 78	-	46	52	(c)	2
June 30, 1920.....	32	-	5 32	-	3,771 97	3,586 95	25	27	-	48
LEWISTON & AUBURN CHILDREN'S HOME.										
Average 5 years, Dec. 31, 1917.....	10	70	2 81	\$69	1,237 22	-	10	37	2	51
Dec. 31, 1918.....	9	12	3 70	96	2,334 36	100 00	8	10	2	80
Dec. 31, 1919.....	7	16	3 90	69	1,367 75	-	19	12	7	62
ME. CHILDREN'S HOME SOCIETY.										
Average 4 years, Dec. 31, 1917.....	14	229	2 39	54	8,372 17	-	6	14	4	73
Dec. 31, 1918.....	-	332	-	1 14	11,075 19	-	36	8	3	53
Dec. 31, 1919.....	-	360	-	1 50	11,573 34	-	48	11	2	39
MAINE HOME FOR FRIENDLESS BOYS:										
Average 5 years, Dec. 31, 1917.....	16	12	4 87	01	2,369 17	-	7	35	46	12
Dec. 31, 1918.....	12	-	-	-	4,480 11	48 45	2	25	52	21
ST. ELIZABETH'S ORPHAN ASYLUM.										
Average 5 years, June 30, 1918.....	70	-	1 95	-	3,262 16	2,088 44	20	27	8	46
June 30, 1919.....	70	-	2 76	-	3,319 10	-	50	17	-	33
June 30, 1920.....	70	-	2 20	-	(b)3,785 73	2,860 86	42	104	-	(d)
W. C. T. U. TEMPORARY HOME.										
Average 5 years, Dec. 31, 1917.....	9	1	5 81	-	1,218 03	23 50	20	25	-	55
Dec. 31, 1918.....	7	1	5 68	1 12	1,235 27	-	33	6	1	60
Dec. 31, 1919.....	9	1	6 05	43	2,858 95	-	15	27	22	56

(a) Gross cost, less payments for board and care.

(b) Net earnings.

(c) Less than 1-2 of 1 %.

(d) Income from first three sources exceeds gross cost of maintenance.

TABLE C—3

STATE AIDED INSTITUTIONS (CHILDREN'S)—CONCLUDED

OF CHARITIES AND CORRECTIONS

179

	AVERAGE NUMBER CARED FOR		AVERAGE ANNUAL PER CAPITA COST		EXPENDITURES		PERCENTAGE OF INCOME TO GROSS COST OF MAINTENANCE			
	Present	Absent	At the Institution	Absentees	(b) Net Cost of Maintenance	New Build- ings etc.	Payments for Care		Endow- ment Income	Balance Re- quired from Other Sources
							By Individ- uals	From Pub- lic Funds		
YORK COUNTY CHILDREN'S AID SOCIETY.										
Average 5 years, June 30, 1918.....	-	85	-	\$1 46	\$1,964 21	-	59	9	1	31
June 30, 1919.....	-	130	-	1 83	3,902 80	-	64	4	2	30
June 30, 1920.....	-	123	-	2 28	2,115 36	-	54	41	2	3
TOTALS & AVERAGES.										
Average 5 years, 1918.....	500	531	\$2 99	87	35,907 62	6,593 34	28	25	7	40
For 1919.....	475	638	3 11	1 48	47,532 96	1,132 58	24	25	8	43
For 1920.....	485	673	3 60	1 37	34,204 84	9,086 89	36	45	2	17

(a) Gross cost less payments for board and care.

TABLE C-4
STATE AIDED INSTITUTIONS (MATERNITY HOSPITALS)

	AVERAGE NUMBER CARED FOR		AVERAGE ANNUAL PER CAPITA COST		EXPENDITURES		PERCENTAGE OF INCOME TO GROSS COST OF MAINTENANCE.			
	Present	Absent	At the Institution	Absentees	(a) Net Cost of Maintenance	New Build- ings etc.	PAYMENT FOR CARE		Endow- ment Income	Balance Re- quired from Other Sources
							By Individ- uals	From Public Funds		
GOOD SAMARITAN HOME.										
Average 5 years, Dec. 31, 1917.....	27	-	(b)\$2 64	-	\$89 02	\$66 00	40 00	37	1	22
Dec. 31, 1918.....	28	-	(b)5 07	-	1,764 53	-	31 00	46	12	11
Dec. 31, 1919.....	29	-	(b)4 85	-	2,153 44	-	34 00	37	1	28
TEMPORARY HOME FOR WOMEN & CHILDREN.										
Average 5 years, April 30, 1918.....	36	2	(b)3 62	-	2,533 36	-	23 00	27	15	12
April 30, 1919.....	28	-	(b)4 87	-	2,434 49	-	30 00	35	21	14
April 30, 1920.....	35	-	(b)5 28	-	3,115 19	-	24 00	43	17	16
TOTALS & AVERAGES.										
Average 5 years, 1918.....	63	2	(b) 3 03	-	2,602 38	66	32 00	32	8	28
For 1919.....	56	-	(b)4 87	-	4,199 02	-	31 00	41	16	12
For 1920.....	64	-	(b)5 06	-	5,268 63	-	34 00	40	9	17

(a) Gross cost, less payments for board and care.

(b) Includes both women and children.

TABLE C—5—STATE AIDED INSTITUTIONS (HOSPITALS & SICK AGENCIES)

	AVERAGE NUMBER CARED FOR		AVERAGE WEEKLY PER CAPITA COST		EXPENDITURES		PERCENTAGE OF INCOME TO GROSS COST OF MAINTENANCE			
	Present	Whole No. of out Pa- tient Treat- ments	At the Institution	Absentees	(a) Net Cost of Maintenance	New Buildings Etc.	Payments for Care		Endow- ment Income	Balance Re- quired from Other Sources
							By Individ- uals	From Pub- lic Funds		
AUGUSTA GENERAL HOSPITAL.										
Average 5 years, Dec. 31, 1917.....	31	1,441	\$15 97	—	\$3,438 83	—	66	22	2	10
Dec. 31, 1918.....	30	—	22 31	—	12,895 85	—	58	23	3	16
Dec. 31, 1919.....	40	1,965	16 44	—	(c)197 13	—	84	17	4	(b)
BANGOR ANTI-TUBERCULOSIS ASS'N.										
Dec. 31, 1918.....	14	364	1,001	—	882 55	500 00	64	24	—	12
Dec. 31, 1919.....	13	1,728	9 84	—	1,617 27	—	57	19	—	24
BAR HARBOR MEDICAL & SURGICAL.										
Average 5 years, June 30, 1918.....	11	—	25 58	—	5,755 41	\$1,201 85	43	13	17	27
June 30, 1919.....	12	—	23.76	—	9,183 42	2,000 00	40	7	23	30
June 30, 1920.....	10	—	39 16	—	8,855 05	2,652 50	39	17	17	27
BATH CITY.										
Average 5 years, Dec. 31, 1917.....	16	—	14 23	—	591 33	154 95	81	15	4	(b)
Dec. 31, 1918.....	23	51	16 21	—	2,898 43	4,481 33	77	8	6	7
Dec. 31, 1919.....	25	—	19 52	—	4,339 79	12,120 40	75	8	5	12
CALAIS HOSPITAL.										
Dec. 31, 1917.....	20	—	10 77	—	1,603 32	21,000 00	89	5	—	6
Dec. 31, 1918.....	19	275	16 74	—	(c)245 52	—	98	4	—	(b)
Dec. 31, 1919.....	22	616	13 57	—	1,036 48	—	91	2	—	7
CASTINE GENERAL.										
Dec. 31, 1919.....	3	—	24 26	—	(c)901 85	—	119	23	—	(b)
CENTRAL MAINE GENERAL.										
Average 5 years, June 30, 1918.....	68	82	14 42	—	(c)1,440 60	19,102 57	87	13	1	(b)
June 30, 1919.....	81	—	16 65	—	(c)1,133 87	6,000 00	94	8	1	(b)
June 30, 1920.....	74	—	20 62	—	6,538 19	—	82	9	—	8
CHILDREN'S.										
Average 5 years, Dec. 31, 1917.....	51	9,754	12 14	—	2,168 93	6 83	16	70	2	13
Dec. 31, 1918.....	48	8,988	16 45	—	394 65	—	31	66	2	1
Dec. 31, 1919.....	55	25,491	15 25	—	2,312 20	—	25	70	2	3
DAUGHTER'S OF WISDOM.										
Average 5 years, Dec. 31, 1917.....	3	718	10 34	—	405 05	—	47	32	—	21
Dec. 31, 1918.....	3	1,625	9 32	—	(c)200 00	—	80	33	—	(b)
GARDINER GENERAL.										
Dec. 31, 1918.....	—	4	23 35	—	2,210 75	30,374 23	80	—	—	20
Dec. 31, 1919.....	8	—	25 16	—	2,012 72	—	78	4	—	18

(a) Gross cost, less payments for board and care.

(b) Income from first three sources exceeds gross cost of maintenance.

(c) Receipts from board and care, including payments by State exceed gross cost by this amount.

TABLE C—5
STATE AIDED INSTITUTIONS (HOSPITALS AND SICK AGENCIES)—Continued.

	AVERAGE NUMBER CARED FOR		AVERAGE WEEKLY PER CAPITA COST		EXPENDITURES		PERCENTAGE OF INCOME TO GROSS COST OF MAINTENANCE			
	Present	Whole No. of out Pat- ient Treat- ments	At the Institution	Absentees	(a) Net Cost of Maintenance	New Buildings etc.	Payments for Care		Endow- ment Income	Balance Re- quired from Other Sources
							By Individ- uals	From Pub- lic Funds		
EASTERN MAINE GENERAL.										
Average 5 years June 30, 1918.....	100	606	\$13 11	-	\$13,727 06	\$1,696 36	75	11	8	6
June 30, 1919.....	114	496	20 94	-	32,019 17	-	68	6	11	15
June 30, 1920.....	100	2,485	23 04	-	16,658 84	-	77	9	12	2
GREENVILLE Y. M. C. A. (Chas A. Dean).										
Average 5 years, Dec. 31, 1917.....	9	5	15 33	-	2,509 92	-	47	17	8	28
Dec. 31, 1918.....	15	-	20 53	-	3,329 32	-	70	9	29	(b)
Dec. 31, 1919.....	12	-	29 69	-	4,356 97	-	69	7	16	8
KNOX COUNTY GENERAL.										
Average 5 years, Dec. 31, 1917.....	15	635	10 96	-	(c)1,260 23	5,923 48	96	27	1	(b)
Dec. 31, 1918.....	18	397	14 38	-	680 50	983 37	92	2	-	6
Dec. 31, 1919.....	20	-	15 87	-	1,968 25	-	89	-	-	11

MADIGAN MEMORIAL.										
Average 3 years, Feb. 28, 1918.....	15	-	10 80	-	669 34	-	83	10	-	6
Feb. 28, 1919.....	18	-	15 04	-	(c)1,575 45	-	105	6	-	(b)
Feb. 28, 1920.....	19	-	17 47	-	2,745 08	-	82	2	-	16
MAINE EYE & EAR INFIRMARY.										
Average 5 years, June 30, 1918.....	34	28,646	16 91	-	8,092 01	12,354 35	68	10	25	(b)
June 30, 1919.....	41	4,986	33 57	-	30,363 08	-	52	3	20	25
June 30, 1920.....	48	-	21 62	-	(c)2,000 20	-	90	13	11	(b)
MAINE GENERAL.										
Average 5 years, June 30, 1918.....	103	3,996	16 32	-	15,867 86	2,544 49	70	10	22	(b)
June 30, 1919.....	96	-	21 62	-	27,386 65	-	69	6	20	5
June 30, 1920.....	94	3,734	24 53	-	41,776 96	-	62	6	16	16
NORTHERN MAINE GENERAL.										
Average 5 years, June 30, 1918.....	16	-	7 82	-	(c)360 05	536 96	72	30	1	(b)
June 30, 1919.....	15	-	9 06	-	881 84	141 20	69	18	2	11
June 30, 1920.....	15	-	15 46	-	956 64	800 00	63	29	-	8
OLD TOWN.										
Average 3 years, Feb. 28, 1918.....	12	-	9 04	-	485 69	-	65	20	-	15
Feb. 28, 1919.....	10	-	14 96	-	146 34	-	85	14	-	1
Feb. 28, 1920.....	16	-	15 53	-	220 32	-	82	13	-	5

(a) Gross cost, less payments for board and care.

(b) Income from first three sources exceeds gross cost of maintenance.

(c) Receipts from board and care, including payments by State, exceed gross cost by this amount.

TABLE C—5
STATE AIDED INSTITUTIONS (HOSPITALS AND SICK AGENCIES)—Continued.

	AVERAGE NUMBER CARED FOR		AVERAGE WEEKLY PER CAPITA COST		EXPENDITURES		PERCENTAGE OF INCOME TO GROSS COST OF MAINTENANCE			
	Present	Whole No. of out Pat- ient Treat- ments	At the Institution	Absences	(a) Net Cost of Maintenance	New Buildings etc.	Payments for Care		Endow- ment Income	Balance Re- quired from Other Sources
							By Individ- uals	From Pub- lic Funds		
PRESQUE ISLE GENERAL.										
Average 5 years, Dec. 31, 1917.....	10	278	\$18 22	-	(c)\$215 17	\$148 46	95	7	-	(b)
Dec. 31, 1918.....	18	110	16 16	-	(c)1,606 64	-	115	-	-	(b)
Dec. 31, 1919.....	23	310	18 33	-	(c)2,156 08	26,159 31	106	3	-	(b)
RUMFORD.										
Average 3 years, Dec. 31, 1917.....	11	-	14 93	-	813 98	-	78	7	-	15
Dec. 31, 1918.....	15	-	16 28	-	1,527 03	-	83	6	-	11
Dec. 31, 1919.....	16	-	15 90	-	1,137 83	-	87	5	-	8
SISTERS OF CHARITY.										
Average 2 years, June 30, 1918.....	25	-	9 28	-	(c)2,102 75	-	115	2	-	(b)
June 30, 1919.....	25	-	12 02	-	(c)1,170 83	-	104	4	-	(b)

ST. MARY'S GENERAL.										
Average 5 years, June 30, 1918.....	92	417	8 07	-	8,743 45	1,857 42	70	18	2	10
June 30, 1919.....	110	305	6 97	-	(c) 2,768 06	-	81	19	2	(b)
June 30, 1920.....	110	540	11 42	-	3,517 35	-	84	10	1	5
TRULL HOSPITAL AID.										
Average 5 years, Dec. 31, 1917.....	2	1,934	3 33	-	754 29	-	1	54	2	43
Dec. 31, 1918.....	-	-	-	-	893 52	-	-	34	5	61
Dec. 31, 1919.....	1	-	-	-	722 35	-	-	30	6	64
WALDO COUNTY GENERAL.										
Average 5 years, May 31, 1918.....	6	172	21 35	-	1,289 01	-	68	12	3	17
May 31, 1919.....	6	-	17 67	-	2,233 38	68 13	57	5	5	33
May 31, 1920.....	5	-	-	-	(c) (d) 395 45	-	84	30	5	(b)
WEBBER.										
Average 5 years, June 30, 1918.....	19	2,188	19 73	-	4,386 70	-	60	17	25	(b)
June 30, 1919.....	25	1,816	17 32	-	(c) 1,058 01	-	92	13	15	(b)
June 30, 1920.....	26	2,278	18 51	-	2,754 07	4,000 00	84	8	12	(b)

(a) Gross cost, less payments for board and care.

(b) Income from first three sources exceeds gross cost of maintenance.

(c) Receipts from board and care, including payments by State, exceed gross cost by this amount.

(d) Data complete for six months only.

TABLE C—5
STATE AIDED INSTITUTIONS (HOSPITALS AND SICK AGENCIES—CONCLUDED)

	AVERAGE NUMBER CARED FOR		AVERAGE WEEKLY PER CAPITA COST		EXPENDITURES		PERCENTAGE OF INCOME TO GROSS COST OF MAINTENANCE.			
	Present	Whole No. of Out Patient Treatment's	At the Institution	Absentees	(a) Net Cost of Maintenance	New Buildings etc.	Payments for Care		Endow-ment Income	Balance Re-quired from Other Sources
							By Individ-uals	From Pub-lic Funds		
YORK.										
Average 5 years, June 30, 1918.....	4	926	\$44 38	—	\$227 09	\$65 92	35	20	—	44
June 30, 1919.....	6	81	29 97	—	2,886 88	—	55	13	—	32
June 30, 1920.....	8	1,632	28 15	—	2,012 72	—	71	6	24	(b)
TOTALS AND AVERAGES.										
Average 5 years, 1918.....	663	32,639	16 24	—	71,360 06	50,555 11	66	19	5	10
For 1919.....	773	19,448	17 55	—	120,639 82	44,548 23	73	14	6	7
For 1920.....	758	40,882	(b)20 45	—	106,926 42	45,732 31	74	14	5	7

(a) Gross cost less payment for board and care.

(b) Excluding Bangor Anti-Tuberculosis Ass'n.

TABLE C—6
STATE AIDED INSTITUTIONS (MISCELLANEOUS)

	AVERAGE NUMBER CARED FOR		AVERAGE WEEKLY PER CAPITA COST		EXPENDITURES		PERCENTAGE OF INCOME TO GROSS COST OF MAINTENANCE.			
	Present	Absent	At the Institution	Absentees	(a) Net Cost of Maintenance	New Buildings etc.	Payments for Care		Endow- ment Income	Balance Re- quired from Other Sources
							By Individ- uals	From Pub- lic Funds		
HAYES HOME FOR YOUNG WOMEN. Average 5 years, April 30, 1918.	29	-	-	-	\$3,384 26	-	44	26	12	16
MAINE INSTITUTION FOR THE BLIND. Average 5 years, Dec. 31, 1917.	35	-	\$8 77	-	4,833 67	\$1,645 02	6	88	2	4
Dec. 31, 1918.	33	-	8 18	-	(c)2,379 64	273 70	-	117	6	(b)
Dec. 31, 1919.	34	-	8 58	-	2,206 30	307 00	-	-	-	-
MAINE MISSION FOR THE DEAF. Average 5 years, July 31, 1918.	-	2	-	\$2 33	66 87	-	-	68	9	23
July 31 1919.	-	2	-	2 55	64 83	-	-	76	-	24
July 31, 1920.	-	2	-	-	-	-	-	-	-	-
OLD LADIES' HOME. Dec. 31, 1917.	6	-	4 33	-	1,200 60	-	3	16	41	40
Dec. 31, 1918.	-	-	-	-	-	-	-	-	-	-
Dec. 31, 1919.	-	-	-	-	-	-	-	-	-	-
TOTALS AND AVERAGES. Average 5 years, 1918.	67	2	-	-	9,485 40	9,645 02	-	-	-	-
For 1919.	33	2	-	-	(c)2,314 81	273 00	-	-	-	-
For 1920.	34	2	-	-	2,206 30	307 00	-	-	-	-

(a) Gross cost, less payments for board and care by individuals.

(b) See note (c)

(c) Receipts from board and care, including payments by State, exceed gross cost by this amount.

TABLE C—7
MUNICIPALLY AIDED INSTITUTIONS.

	EXPENDITURES		PERCENTAGE OF INCOME TO GROSS COST OF MAINTENANCE			
	Net Cost of Maintenance	New Buildings etc.	PAYMENTS FOR CARE		Endowment Income	Balance Re- quired from Other Sources
			By Indi- viduals	By Public Appropriations		
ANTI-TUBERCULOSIS Ass'n. Androscoggin.						
Average 5 years, Jan. 31, 1918.....	\$1,526 53	\$1,852 97	-	46	-	54
Jan. 31, 1919.....	1,591 59	3,789 46	-	24	-	76
ANTI-TUBERCULOSIS Ass'n. Aroostook.						
Average 2 years, July 2, 1918.....	2,334 69	-	-	96	-	4
July 2, 1919.....	1,340 00	-	-	-	-	-
ANTI-TUBERCULOSIS Ass'n. Gardiner.						
Average 3 years, Feb. 28, 1916.....	491 00	-	-	22	-	78
ANTI-TUBERCULOSIS Ass'n. Old Town - Orono.						
Average 5 years, Dec. 31, 1917.....	1,407 16	-	-	26	-	74
Dec. 31, 1918.....	718 03	-	-	41	-	59
Dec. 31, 1919.....	611 95	-	-	-	-	-

ANTI-TUBERCULOSIS ASS'N.							
Piscataquis.							
May 1, 1918.....	856 51	-	-	-	-	-	-
May 1, 1919.....	963 15	-	-	-	-	-	-
WASHINGTON COUNTY ANTI-TUBERCULOSIS ASS'N.							
Sept. 30, 1919.....	923 82	-	-	-	-	-	-
ASSOCIATED CHARITIES.							
Portland.							
Average 5 years, June 30, 1918.....	3,301 12	-	-	11	-	3	86
June 30, 1919.....	6,745 68	44 80	-	-	-	3	97
June 30, 1920.....	9,789 00	-	-	9	-	8	83
ASSOCIATED CHARITIES.							
Waterville.							
Average 2 years, June 30, 1917.....	889 80	-	-	52	-	-	48
June 30, 1918.....	1,236 36	-	-	45	-	-	51
June 30, 1919.....	1,103 98	-	-	54	-	-	46
CIVIC CLUB MILK STATION.							
Average 3 years, April 1, 1916.....	1,907 13	-	-	35	-	-	65
April 1, 1917.....	3,537 71	-	-	57	-	-	43
April 1, 1918.....	10,892 98	-	-	13	-	-	87
TOTALS AND AVERAGES.							
Average for 5 years, 1918.....	12,713 94	1,852 97	-	-	-	-	-
For 1919.....	17,056 34	44 80	-	-	-	-	-
For 1920.....	22,397 91	-	-	-	-	-	-

() Gross cost, less payments for board and care by individuals.