

MAINE STATE LEGISLATURE

The following document is provided by the
LAW AND LEGISLATIVE DIGITAL LIBRARY
at the Maine State Law and Legislative Reference Library
<http://legislature.maine.gov/lawlib>



Reproduced from scanned originals with text recognition applied
(searchable text may contain some errors and/or omissions)

PUBLIC DOCUMENTS OF MAINE

1913

BEING THE

ANNUAL REPORTS


OF THE VARIOUS

DEPARTMENTS AND INSTITUTIONS

For the Year 1912

VOLUME IV

WATERVILLE
SENTINEL PUBLISHING COMPANY
1914




MAR 19 1914

ANNUAL REPORT
OF THE
TREASURER
OF THE
STATE OF MAINE


FOR THE

Fiscal Year Ending December 31, 1912.



WATERVILLE
SENTINEL PUBLISHING COMPANY

1913



ROSTER OF TREASURERS OF STATE, 1820-1913.

NAME.	Residence.	Term of Office.
JOSEPH C. BOYD.....	Portland.....	1820-1823
ELIAS THOMAS, <i>Com'r</i>	Portland.....	1823-1824
ELIAS THOMAS.....	Portland.....	1824-1828
MARK HARRIS.....	Portland.....	1828-1829
ELIAS THOMAS.....	Portland.....	1829-1831
A. B. THOMPSON.....	Brunswick.....	1831-1832
MARK HARRIS.....	Portland.....	1832-1835
ASA REDINGTON, <i>Jr.</i>	Augusta.....	1835-1837
DANIEL WILLIAMS, <i>Com'r</i>	Augusta.....	1837-1838
JAMES B. CAHOON.....	Portland.....	1838-1839
JEREMIAH GOODWIN.....	Alfred.....	1839-1840
DANIEL WILLIAMS.....	Augusta.....	1840-1841
SANFORD KINGSBURY.....	Kingsbury.....	1841-1842
JAMES WHITE.....	Belfast.....	1842-1847
MOSES McDONALD.....	Limerick.....	1847-1850
SAMUEL CONY.....	Augusta.....	1850-1855
WOODBURY DAVIS.....	Belfast.....	1855-1855
J. A. SANBORN, <i>Com'r</i>	Readfield.....	1855-1856
ISAAC REED.....	Waldoboro.....	1856-1857
BENJAMIN D. PECK.....	Portland.....	1857-1860
NATHAN DANE.....	Alfred.....	1860-1865
N. G. HICHBORN.....	Stockton.....	1865-1869
WILLIAM CALDWELL.....	Augusta.....	1869-1874
SILAS C. HATCH.....	Bangor.....	1874-1877
ESREFF H. BANKS.....	Biddeford.....	1877-1879
CHARLES A. WHITE.....	Gardiner.....	1879-1880
SAMUEL A. HOLBROOK.....	Freeport.....	1880-1885
EDWIN C. BURLEIGH.....	Bangor.....	1885-1888
GEORGE L. BEAL, <i>Com'r</i>	Norway.....	1888-1889
GEORGE L. BEAL.....	Norway.....	1889-1895
F. MARION SIMPSON.....	Carmel.....	1895-1901
ORAMANDAL SMITH.....	Litchfield.....	1901-1907
PASCAL P. GILMORE.....	Bucksport.....	1907-1911
JAMES F. SINGLETON.....	Bangor.....	1911-1913



TABLE OF CONTENTS.

- Table No. 1. Monthly footings of receipts and expenditures during the year 1912 as shown by cash book.
- “ 2. Receipts as credited to the various ledger accounts during the year 1912.
- “ 3. Expenditures as charged to the various ledger accounts during the year 1912.
- “ 4. Tax assessed on savings banks.
- “ 5. Tax assessed on trust and banking companies.
- “ 6. Tax assessed on loan and building associations.
- “ 7. Tax assessed on railroad companies.
- “ 8. Tax assessed on telegraph companies.
- “ 9. Tax assessed on telephone companies.
- “ 10. Tax assessed on express companies.
- “ 11. Tax assessed on insurance companies.
- “ 12. Tax assessed on collateral inheritances.
- “ 13. Apportionment of railroad and telegraph tax to the several cities and towns.
- “ 14. Dog licenses received from the several cities and towns, and claims paid for damage by dogs and wild animals.
- “ 15. Amount received from land office.
- “ 16. Apportionment of school and mill fund to the several cities and towns, and the amount of State tax assessed upon each for the year 1912.

TREASURY DEPARTMENT.

TREASURER OF STATE, JAMES F. SINGLETON, Bangor.
CHIEF CLERK, MELVIN W. WISWELL, Brewer.

Clerks.

ANNIE M. CLANCY, Augusta.
LLEWELLYN M. MCGOULDRIK, Machias.
LAURENCE P. BEARCE, Auburn.
JOSEPH E. DUNN, Augusta.

January 1, 1913.

ANNUAL REPORT.
FOR THE
FISCAL YEAR ENDING DECEMBER 31, 1912.

STATE OF MAINE.

TREASURER'S OFFICE,

AUGUSTA, JANUARY 1, 1913.

To the Legislature of Maine:

In accordance with Article 5, Part 4, Sec. 4 of the Constitution of Maine, I have the honor to transmit herewith a detailed account of the receipts and expenditures of the State Government for the fiscal year ending December 31, 1912, together with a brief abstract of other matters of public interest pertaining to the Department.

BONDED DEBT.

The bonds issued under the Refunding Act of 1889 maturing in 1912 amounted to \$78,000. \$50,000 of this amount however, were redeemed in 1904 leaving only \$28,000 to be paid during the year.

As provided by Chap. 6, Private and Special Laws of 1903, \$379,000 of the State of Maine bonds have been retired, making a total reduction in the bonded debt of the State during the year of \$407,000 and leaving a total bonded indebtedness on January 1, 1913 of \$269,000.

This latter amount includes an unnegotiable bond for \$118,300 issued to the State College of Agriculture and the Mechanic Arts (now University of Maine) constituting a perpetual fund derived from the United States Government, a similar bond for \$100,000 to secure a legacy left to the College by Abner Coburn due in 1917, \$50,000 bequeathed to the Maine Insane Asylum by Abner Coburn due in 1917, and \$700 State of Maine coupons never presented for payment.

TEMPORARY LOAN.

As stated in my last report, when I entered upon my administration I found a temporary loan outstanding amounting to \$300,000 payable January 20, 1911.

It was found necessary to renew this loan owing to the financial condition of the Treasury. The notes, however, have now all been paid and no temporary loan exists at the present time.

The total amount of State of Maine bonds retired during the year 1912, together with the cancelling of the entire temporary loan, created by a previous administration, aggregate \$707,000.

TAXES.

All State taxes assessed against the several cities, towns and organized plantations for the year 1911 have been paid in full with exception of Number Eight Plantation in Hancock County.

Receipts and Expenditures, Together with Cash Balances at Close of Each Year.

YEAR.	RECEIPTS.	EXPENDITURES.	CASH BALANCES.
1901	\$2,392,022 86	\$2,293,064 70	\$297,837 17
1902	2,414,385 82	2,273,330 31	438,892 68
1903	2,550,343 93	2,351,558 23	637,678 38
1904	2,308,015 37	2,700,553 84	245,139 91
1905	2,608,608 07	2,423,502 02	430,245 96
1906	2,683,760 66	2,516,035 60	597,971 02
1907	3,306,733 24	3,425,236 80	479,467 46
1908	2,991,519 24	2,902,452 26	568,534 44
1909	3,396,850 83	3,889,561 72	75,823 55
1910	4,030,356 41	3,970,457 70	135,722 26
1911	4,884,954 57	4,518,474 15	502,202 68
1912	5,321,711 72	5,366,785 75	457,128 65

The following list shows deposits made by insurance companies and held in trust by the Treasurer of State as provided by law.

Maine Insurance Co.....	\$110,000 00
Union Mutual Life Insurance Co.....	102,000 00
Maine State Relief Association	40,534 12
Fraternities Health & Accident Association	4,187 00
Fraternal Protective Association, Inc.....	1,000 00
Portland Casualty Co.....	932 00
Prudential Health & Accident Insurance Co.....	915 04
Maine Casualty Co.....	500 00

There is also on deposit to the credit of the Auburn Trust Company, unclaimed deposits received from Seth M. Carter, Receiver, under Sec. 5, Chap. 50, Public Laws of 1899 the sum of \$30.19.

Also under the same law unclaimed deposits from M. P. Milliken, Receiver, for the Richmond Savings Bank, \$117.47.

Also from F. E. Timberlake and Seth M. Carter, Receivers, for the Maine Benefit Life Association, as provided by Sec. 72 of Chap. 49, Revised Statutes, the sum of \$275.76.

SCHOOL FUNDS.

The regular School and Mill Fund is derived from a tax of one and one-half mills on the total valuation of the State, six per cent. interest on the permanent school fund, and one-half the amount received by the State from the tax on Savings Banks and Trust and Banking Companies.

The Common School Fund is based on a tax of one and one-half mills upon the total valuation of the State, and is distributed to the several cities, towns and plantations as provided by Chapter 177 of the Public Laws of 1909; one-third according to the number of scholars therein, as the same shall appear from the official returns to the State Superintendent of Public Schools for the preceding year, and the remaining two-thirds according to the valuation thereof as the same shall be fixed by the Board of State Assessors, for the preceding year.

The School Equalization Fund is authorized under Chapter 192 of the Public Laws of 1911, and provides that the Treasurer of State shall immediately after the first day of July, nineteen hundred and eleven, and annually thereafter, deduct the sum of

twenty-seven thousand five hundred dollars from the state school funds and the same shall be set aside and denominated the School Equalization Fund which shall be used for the purpose of aiding those towns wherein a rate of taxation considerably in excess of the average rate for the state fails to produce a school revenue sufficient to secure a reasonable standard of educational efficiency.

Any portion of these several funds not expended during the financial year shall at its close be added to the permanent school fund.

The following table shows the number of scholars and the amount distributed to the several cities, towns and plantations for the past ten years, together with the total amount of State Tax assessed.

YEAR.	SCHOLARS.	SCHOOL FUND.	STATE TAX.
1903	214,638	\$599,592 22	\$970,475 77
1904	206,192	573,386 05	970,475 77
1905	207,448	568,347 47	918,174 19
1906	210,453	582,205 26	918,174 19
1907	210,254	625,989 13	1,186,181 03
1908	210,652	839,926 00	1,186,181 03
1909	212,335	869,188 19	1,286,661 55
1910	213,483	1,501,435 56	2,143,156 45
1911	214,978	1,481,350 19	2,712,641 88
1912	214,348	1,485,781 10	1,809,081 65

UNIVERSITY OF MAINE OR AGRICULTURAL COLLEGE FUND.

From the sale of land scrip apportioned to the State of Maine by the United States Government entitled "An Act donating Public Lands to the several States and Territories which may provide Colleges for the benefit of Agriculture and Mechanic Arts," approved July 2, 1862, there was issued to said college an unnegotiable bond in the sum of \$118,300, which should constitute a perpetual fund, upon which interest at rate of five per cent. should be paid semi-annually.

No portion of said fund, nor the interest thereon, shall be applied, directly or indirectly, under any pretence whatever, to the purchase, erection, preservation, or repair of any building or buildings.

Also as provided by Chapter 105 of the Resolves of 1887 the Treasurer of State was authorized and directed to receive from the Maine State College of Agriculture and the Mechanic Arts (now University of Maine), in trust, the sum of \$100,000 bequeathed to said college by Abner Coburn.

An unnegotiable bond for this amount was issued bearing interest at rate of four per cent. and payable semi-annually, said bond maturing in 1917.

MAINE INSANE HOSPITAL.

The sum of \$50,000 was bequeathed to above Hospital by Abner Coburn in 1887, and under Chapter 70 of the Resolves of 1887, the Treasurer of State issued an unnegotiable bond for this amount bearing interest at rate of four per cent. and payable semi-annually, bond maturing in 1917.

PERMANENT SCHOOL FUND.

The money received from the Land Agent, derived from the sales of land appropriated for the support of schools, constitutes the 'Permanent School Fund,' and a sum equal to six per cent. of the amount of such fund is annually appropriated to the support of common schools and distributed among the several cities, towns and plantations according to the number of children therein between the ages of five and twenty-one.

On the first day of January, 1913, the fund amounted to \$471,543.50.

HOULTON ACADEMY.

This fund of \$2,000 is held in trust for the use and benefit of said Academy from funds arising from the sale of timber and lumber, the Legislature appropriating same for educational purposes.

Under this Resolve, Chapter 370 of the Laws of 1864, interest at rate of six per cent. is payable annually to the trustees.

SCHOOL DISTRICT NO. 2, MADISON.

This fund of \$1,000 is derived from a bond of the State of Maine, which by Resolve of March 25, 1863, the Treasurer of State was directed to receive from Mahlan D. Spaulding, of Boston, the coupons thereon to be paid to the legal agent of the District as they became due, and at maturity of said bond five per cent. of the amount to be paid annually for all time to come.

JOSEPH H. WILLIAMS LEGACY.

This legacy from Joseph H. Williams to the State, amounting to \$1,000, for the benefit of the Maine Insane Hospital, was accepted by the Legislature under Chapter 220, Resolves of 1897, and a sum of money, not less than forty dollars, must be appropriated from time to time by the Legislature, and paid annually to the trustees of said Hospital.

HELEN A. GILMAN LEGACY.

This legacy of \$1,000 was bequeathed to the State by Helen A. Gilman, to be held in trust for the promotion of the pleasure and comfort of the patients in the Maine Insane Hospital at Augusta, upon the condition that a sum not less than fifty dollars a year should be appropriated by the Legislature to be expended annually.

This amount, together with the condition as set forth in said will, was accepted by the Legislature under Chapter 131, Resolves of 1905, interest at rate of five per cent. being payable to the Trustees of said Institution.

LANDS RESERVED FOR PUBLIC USES.

This fund is received from the Land Agent, being the amount collected by him on account of sales of timber and grass on reserved lots in unincorporated townships, and paid into this Department from time to time as provided by Chapter 7, Section 15 of the Revised Statutes.

When any township or tract is organized as a plantation, the interest on the fund belonging to said plantation is paid annually from the Treasury, upon authority from the Governor and Council, to be applied for the support of schools according to the number of scholars in each school.

When any such township is incorporated as a town, said fund belonging to it is to be paid over by the Treasurer of State to the Treasurer of the trustees of the ministerial and school funds therein, to be added to the funds of the corporation, and held and managed as other school funds of that town are required to be held and managed.

This fund now amounts to \$379,799.70.

PENOBSCOT INDIAN FUND.

The amount to the credit of this fund is \$72,328.48. \$50,000 of said sum was received from sale of four townships of land purchased by the State of said tribe in 1833, to which have since been added receipts from leases of the shores of several islands in Penobscot River now occupied by the tribe.

PASSAMAQUODDY INDIAN FUND.

This fund is derived from proceeds of sales by the Land Agent of timber and grass on Indian Township since 1853, and now amounts to \$37,206.37.

FOXCROFT ACADEMY FUND.

As provided by Chapter 277, Resolves of 1868, there is held in trust for the use and benefit of said Academy the sum of \$1,000, upon which interest at rate of six per cent. is payable annually to the trustees.

HEBRON ACADEMY.

Under Chapter 278, Resolves of 1868, the sum of \$1,000 was appropriated to be held in trust by the Treasurer of State for the use and benefit of said Academy.

Interest at rate of six per cent. is payable annually to the trustees of said Academy, providing it has been open for instruction under the direction of said trustees, for at least two terms of ten weeks each in the year preceding any claim made under the resolve:

And provided further, that if the trustees of said Academy shall fail to maintain instruction therein for the period of two consecutive years, the grant herein made shall become forfeited.

NELLIE F. SHAW FUND.

Under the will of Nellie F. Shaw, of Boston, the sum of \$5,000 was left to the Maine Industrial School for Girls, to be known as the Nellie F. Shaw Fund.

The estate being subject to a collateral inheritance tax of 5% under the laws of Massachusetts, left a balance of \$4,750 to be deposited with the State of Maine, as provided by Chapter 174 of the Public Laws of 1909.

AUGUSTUS HOPKINS LEGACY.

This legacy amounting to \$1,000, the income only of same to be used in such a way as may seem best for the girls of the Institution, was left to the Maine Industrial School for Girls by Augustus Hopkins, of Gardiner.

The fund is deposited under Chapter 174 of the Public Laws of 1909.

ELIZA MUSTARD LEGACY.

This legacy amounting to \$4,000, the income of which is to be used in helping to meet the current expenses of the Institution, was left to the Maine Industrial School for Girls by Eliza Mustard, of Richmond.

Under the statutes this sum was liable for a collateral inheritance tax of \$87.50 (the Institution at that time being a private corporation), leaving a balance to be deposited as provided by Chapter 174 of the Public Laws of 1909, of \$3,912.50.

PETER LANE LEGACY.

This legacy amounting to \$1,156.65 was bequeathed to the Maine Industrial School for Girls by Peter Lane, of Leeds, and is deposited under Chapter 174 of the Public Laws of 1909.

ISAAC SANFORD LEGACY.

The sum of \$1,300 was paid into the State Treasury in 1854, under the will of Isaac Sanford; \$700 being bequeathed to State Reform School (now the State School for Boys, and \$600 for the benefit of the indigent blind, and deaf and dumb, all of said beneficiaries to be natives of the State.

As provided by Chapter 197 of the Public Laws of 1856, a sum of money equal to six per cent. of the amount bequeathed

to the State Reform School is appropriated annually for the support of the library, said sum to be paid in the month of February.

Chapter 43 of the Resolves of 1911 provides that the Treasurer of the State of Maine and his successor in office be and he hereby is the trustee under the will of Isaac Sanford to keep the legacy of six hundred dollars as provided in said will.

And be it further resolved; that the state shall set apart annually a sum equal to six per centum interest on said legacy, and shall pay such interest, under the direction of the governor and council, as aid towards the education of the deaf, dumb and blind natives of Maine, in institutions established for the education of such persons, provided that if in the future it is deemed inadvisable to continue the payment of such interest, the principal sum and any accrued interest shall be expended as the governor and council shall order.

Deposits by Public Administrators as Provided by Sections 30, 31 and 32 of Chapter 66 of the Revised Statutes.

DATE.	ESTATE OF	Amount.
1889, Nov. 11.....	Geo. S. Lester.....	\$49 05
1903, Jan. 28.....	James Mulligan.....	499 47
1905, Nov. 3.....	Eliza Allard.....	487 01
1906, Sept. 20.....	Daniel H. Burns.....	2,353 20
1906, Oct. 25.....	Fred Ricketts.....	47 66
1906, Dec. 6.....	Jane Lester.....	202 75
1910, Sept. 8.....	Lore P. Bronsdon.....	207 03
1910, Dec. 20.....	Bridget Dunn.....	229 89
1911, Mar. 4.....	Joseph Diszko.....	385 02
1911, May 16.....	Thomas Shea.....	964 82
1911, May 16.....	Tony Polini.....	91 33
1911, June 5.....	Mary Casey.....	1,055 73
1912, Sept. 19.....	Martin H. Lee.....	28 00
1912, Oct. 17.....	James Finn.....	22 83
		\$6,623 79

If no demands are made for these several amounts by the lawful claimants within twenty years from the time of deposit, the law provides that it shall be forfeited to the State.

MADAWASKA TERRITORY SCHOOL FUND.

As provided by Chapter 100 of the Private and Special Laws of 1861, there is held in trust the sum of \$5,000 for the benefit of the inhabitants of the Madawaska Territory, as their shares of the surplus revenue distributed to the inhabitants of the State in 1837, said sum to constitute a permanent fund, on which six per cent. shall be paid annually for the support of schools in said Territory.

BENJAMIN C. JORDAN FUND.

This fund amounting to the sum of \$1,000 was accepted by the Legislature under Chapter 67 of the Resolves of 1909 for the purpose of encouraging the cultivation of forest trees upon the following condition:

That in consideration of said gift the State shall, once in eighteen years, offer five prizes to be called the "Jordan Forestry Prizes," as follows:

\$500	1st	prize
\$250	2d	"
\$125	3d	"
\$100	4th	"
\$25	5th	"

Said prizes to be offered now by the State for the five best lots of young forest growth in the State and awarded by the State Forest Commissioner subject to the approval of the Governor, January 1st, 1927, and once in 18 years afterward forever, after a careful examination of all lots competing in accordance with the following rules:

Rule 1. Each lot shall consist of one parcel of not less than ten acres in somewhat regular shape and shall be accurately surveyed and plotted.

Rule 2. The majority of said trees shall not be less than ten feet nor more than thirty feet high and not less than ten nor more than thirty years old when the prize is awarded.

Rule 3. Said forest may consist of any of the following kinds of trees, but other circumstances and conditions being:

equal, preference shall be given in the following order: White Pine, White Oak, Hickory, Chestnut, Hackmatack, White Ash, Yellow Oak, Red Oak, Bass, Hemlock, Spruce, Norway Pine, Pitch Pine, Cedar, Fir, Poplar, Birch, Maple, Beech and Elm.

Rule 4. All competitors for the prizes shall file in the office of the State Forest Commissioner their intention to compete, together with a correct and definite survey and plan of the lot, ten or more years before each award, and when such notice has been filed, said lot shall be eligible although the ownership may have changed.

Rule 5. Myself and my heirs shall have the same right as others to compete for the prizes.

Rule 6. In awarding prizes, other circumstances being equal, the following conditions shall be considered in the order named: (a) Right number of trees per acre. (b) Even distribution over whole lot. (c) Health and thriftiness of trees. (d) Adaptation of the varieties of trees to the soil in which they stand. (e) Uniformity of size of trees. (f) Size of trees. (g) Size of the lot.

CARLETON FUND.

This fund amounting to \$1,000 was accepted by the Legislature under Chapter 60 of the Resolves of 1911, and consists of a Salt Lake & Ogden Railway Company, First Mortgage Five Per Cent. Twenty-five Year Gold Bond, Due February 1, 1934. The conditions under which this fund is held are as follows:

Whereas, on November 1, 1909, James J. H. Gregory, late of Marblehead, Massachusetts, gave to the State of Maine, an interest bearing, first mortgage bond for one thousand dollars, to perpetuate the memory of his college friend, Marcus Manard Carleton, the interest whereof to be used for the promotion of scientific orcharding in Maine, according to the conditions accompanying the gift;

That the Treasurer of the State of Maine and his successor in office be and he hereby is constituted sole trustee to receive and hold said gift, reinvesting same at maturity forever, and collecting and depositing in some approved savings bank in Maine, the interest on said gift, until the year 1914, in which year, and on every fifth year thereafter, said treasurer shall pay as directed by the Governor and Council from the

interest at that time accrued the sum of two hundred dollars as a premium to the farmer, in Maine, who shall be named by the committee hereinafter provided, as a premium for the most thrifty and well kept orchard of one acre or more of apple trees five years from planting, on his own land, and shall so pay to said committee from the balance of such interest their necessary disbursements for travel in inspecting such orchards and awarding said prize.

That a committee consisting of three men, versed in the science and art of orcharding, shall in July, 1914, be appointed as follows: Two members to be appointed by the Governor, and one, who shall be the chairman, to be appointed by the Commissioner of Agriculture, who shall serve without pay in inspecting the competing orchards and awarding the premium. At the expiration of five years from 1914, and at five-year intervals thereafter, a like committee shall be appointed to serve as above. Said committee shall visit the orchards entered in the contest for the Carleton prize and report in the month of October to the Governor the name of the winner of said prize and other prizes that may be awarded in this contest, and shall be allowed by the Governor and Council their necessary disbursements as above, provided that, in no year of award shall a greater sum be allowed for disbursements, from this source, than the interest accrued on said gift over and above the sum of two hundred dollars.

That before the month of January next following the season upon which an award is made, the department of agriculture shall mail to the postmaster of each town in the state, to be posted in the post office, a circular giving the conditions of the award, which, in addition to those already prescribed, shall provide that the trees planted may be from any one or more of four standard varieties of trees, the Ben Davis alone excluded.

That, if in the future, it shall be deemed by the department of agriculture inexpedient to continue offering the premiums, the entire amount of interest, as it falls due shall be collected by said treasurer and forthwith paid to the University of Maine to be devoted to the aid of poor and deserving students therein.

The interest on this fund is on deposit in the Bangor Savings Bank.

ROBIE AMUSEMENT FUND.

As provided by Chapter 42 of the Resolves of 1911, authorizing the acceptance of a gift from ex-Governor Frederick Robie of Gorham, there is held in trust for the benefit of the Eastern Maine Insane Hospital at Bangor, twenty shares of stock of the First National Bank of Portland, same to be held as a permanent amusement fund, the yearly income thereof to be paid semi-annually to the treasurer of the hospital to be used for the benefit of the institution in accordance with the several terms of the gift, or as the trustees of said institution from time to time determine.

Said investment may from time to time be changed at the discretion of the State Treasurer, with the approval of the Governor and Council, but shall always be kept separate and distinct from other funds.

ROBIE LIBRARY FUND.

As provided by Chapter 42 of the Resolves of 1911, authorizing the acceptance of a gift from ex-Governor Frederick Robie of Gorham, there is held in trust for the benefit of the Maine Insane Hospital at Augusta, twenty shares of stock of the First National Bank of Portland, same to be held as a permanent library fund, the yearly income thereof to be paid semi-annually to the treasurer of the hospital to be used for the benefit of the institution in accordance with the several terms of the gift, or as the trustees of said institution from time to time determine.

Said investment may from time to time be changed at the discretion of the State Treasurer, with the approval of the Governor and Council, but shall always be kept separate and distinct from other funds.

State, County and Forestry District Taxes as Assessed upon the Wild Lands of the State for the Past Ten Years, Together with the Valuation and Rates of Taxation Covering the Same Period.

COUNTY.	TAX.	1903.	1904.	1905.	1906.	1907.	1908.	1909.	1910.	1911.	1912.
Aroostook...	State ..	\$17,844 81	\$17,844 81	\$18,964 42	\$18,964 42	\$28,581 98	\$28,581 98	\$33,943 74	\$56,572 91	\$73,690 25	\$49,126 83
	County.	12,760 06	12,651 11	12,175 44	12,175 44	14,300 63	14,300 63	15,279 16	15,279 16	15,692 74	15,585 88
	District							16,971 87	16,971 87	18,422 56	18,422 56
Franklin...	State ..	5,483 59	5,483 58	5,780 61	5,780 61	8,651 82	8,651 82	9,926 07	16,543 46	20,276 83	13,517 88
	County.	1,733 11	1,733 11	2,427 63	1,842 18	2,571 12	2,558 39	3,325 90	3,325 90	5,097 74	5,097 74
	District							4,963 04	4,963 04	5,069 21	5,069 21
Hancock...	State ..	2,152 08	2,152 08	2,188 70	2,188 70	3,320 54	3,320 54	3,669 46	6,115 76	7,329 31	4,886 21
	County.	860 88	860 83	880 48	833 73	1,087 92	1,087 92	1,219 45	1,219 45	1,213 66	1,213 66
	District							1,834 73	1,834 73	1,832 33	1,832 33
Oxford....	State ..	4,495 30	4,495 30	4,859 97	4,859 97	7,671 86	7,671 86	9,069 49	15,115 82	19,290 05	12,860 03
	County.	2,271 65	2,271 65	3,081 93	3,081 93	3,659 49	3,793 64	4,103 19	4,103 19	4,124 39	4,124 39
	District							4,534 75	4,534 75	4,822 51	4,822 51
Penobscot...	State ..	5,922 30	5,922 30	6,013 84	6,013 84	9,503 53	9,503 53	10,325 87	17,209 78	22,031 27	14,687 51
	County.	2,283 15	2,283 15	3,230 37	3,230 37	4,301 57	3,499 48	3,032 02	3,032 02	3,075 62	3,135 68
	District							5,162 93	5,162 93	5,507 82	5,507 82
Piscataquis	State ..	18,156 15	18,156 15	18,347 07	18,347 07	26,860 54	26,860 54	29,642 84	49,404 74	62,609 12	41,739 42
	County.	10,827 17	11,619 94	10,960 54	10,960 54	7,571 77	7,571 77	8,775 99	8,775 99	9,463 41	9,463 41
	District							14,821 42	14,821 42	15,652 28	15,652 28
Somerset...	State ..	14,159 36	14,159 36	14,207 44	14,207 44	22,249 93	22,249 93	24,822 23	41,370 36	53,217 89	35,478 59
	County.	4,389 71	4,389 71	6,410 10	6,410 10	8,461 76	8,461 76	10,260 67	10,260 67	14,246 50	14,015 86
	District							12,411 11	12,411 11	13,304 47	13,304 47
Washington	State ..	4,058 56	4,058 56	4,077 87	4,077 87	5,915 41	5,915 41	6,491 18	10,818 63	13,245 15	8,830 10
	County.	3,675 39	3,675 39	4,766 83	4,161 28	4,819 40	4,819 40	4,832 22	4,832 22	5,516 43	5,516 43
	District							3,245 59	3,245 59	3,311 29	3,311 29
Total...	State ..	\$72,272 15	\$72,272 15	\$74,439 92	\$74,439 92	\$112,755 61	\$112,755 61	\$127,890 88	\$213,151 46	\$271,689 87	\$181,126 57
	County.	38,801 07	39,484 94	43,933 32	42,695 57	46,773 66	46,075 98	50,828 60	50,828 60	58,430 49	58,153 05
	District							63,945 44	63,945 44	67,922 47	67,922 47
Valuation...		\$26,280,776 00	\$26,280,776 00	\$29,870,964 00	\$29,870,964 00	\$37,559,379 00	\$37,559,379 00	\$42,590,294 00	\$42,590,294 00	\$45,281,646 00	\$45,281,646 00
State tax rate		.00275	.00275	.00275	.00275	.003	.003	.003	.005	.006	.004

**Valuation of State, Together with Rate of Taxation and State Tax
Assessed from 1820 to 1912.**

YEAR.	VALUATION.	STATE TAX.	RATE OF TAXATION.
1820	\$20,962,778		
1821		\$50,000 00	.0019
1822		40,343 27	.0015
1823		40,331 64	.0015
1824		45,120 57	.0017
1825		45,106 84	.0017
1826		49,991 97	.0019
1827		50,000 00	.0019
1828		49,988 00	.0019
1829		50,000 00	.0019
1830	28,807,687	50,000 00	.0019
1831		50,425 01	.00175
1832		50,400 07	.00175
1833		50,410 88	.00175
1834		50,410 88	.00175
1835		50,398 66	.00175
1836		No tax assessed on account of sale of public lands.	
1837	
1838	
1839	
1840	69,246,288	101,075 88	.0029
1841		201,683 53	.0029
1842		201,603 67	.0029
1843		201,603 34	.0029
1844		151,379 12	.00218
1845		202,583 13	.003
1846		100,451 18	.0015
1847		200,820 76	.003
1848		200,757 23	.003
1849		200,757 23	.003
1850	100,157,573	201,377 13	.002
1851		No meeting of the legislature.	
1852		201,325 83	.002
1853		201,329 83	.002
1854		201,187 50	.002
1855		201,153 44	.002
1856		201,153 44	.002
1857		200,929 30	.002
1858		200,919 30	.002
1859		200,919 30	.002
1860	164,714,168	207,181 70	.00125
1861		258,654 88	.001563
1862		413,074 41	.0025
1863		495,366 99	.003
1864		1,321,579 41	.008
1865		2,476,821 21	.015
1866		1,239,062 14	.0075
1867		967,201 32	.006
1868		806,225 09	.005
1869		1,128,023 37	.007
1870	224,812,900	1,350,413 00	.006
1871		1,125,451 36	.005
1872		1,292,482 71	.00575
1873		1,124,197 65	.005
1874		1,124,286 16	.005
1875		899,753 10	.004
1876		843,608 21	.00375
1877		675,173 53	.003
1878		899,712 70	.004
1879		899,695 90	.004
1880	235,978,716	1,124,261 27	.005
1881		1,063,509 91	.0045
1882		1,063,509 91	.0045
1883		945,430 92	.004
1884		945,430 92	.004
1885		886,399 18	.00375
1886		886,399 18	.00375
1887		649,497 11	.00275
1888		649,497 11	.00275
1889		649,497 11	.00275

Valuation of State—Continued.

YEAR.	VALUATION.	STATE TAX.	RATE OF TAXATION.
1890	\$309,096,041	\$531,697 17	.00225
1891		851,741 90	.00275
1892	314,330,181	851,741 90	.00275
1893		865,803 29	.00275
1894	324,478,321	787,247 98	.0025
1895		813,072 30	.0025
1896	328,500,994	731,941 70	.00225
1897		905,179 49	.00275
1898	329,516,244	905,179 49	.00275
1899		907,950 98	.00275
1900	336,699,649	907,950 98	.00275
1901		927,725 94	.00275
1902	352,228,897	927,725 94	.00275
1903		970,475 77	.00275
1904	366,514,014	970,475 77	.00275
1905		918,174 19	.0025
1906	394,732,990	918,174 19	.0025
1907		1,186,173 01	.003
1908	428,252,465	1,186,173 01	.003
1909		1,286,661 55	.003
1910	451,780,119	2,143,156 45	.005
1911		2,712,641 88	.006
1912		1,809,081 65	.004

**At the Close of Business December 31, 1912, the Funds of the State
were Deposited in the Following Named Banks.**

DEPOSITARIES.		Amount.
Auburn.....	National Shoe & Leather Bank.....	\$4,938 38
Augusta.....	First National Bank.....	4,792 94
Augusta.....	Granite National Bank.....	5,726 15
Augusta.....	Augusta Trust Company.....	19,793 43
Augusta.....	State Trust Company.....	18,040 77
Bangor.....	First National Bank.....	8,298 46
Bangor.....	Second National Bank.....	10,431 73
Bangor.....	Merchants' National Bank.....	19,630 25
Bangor.....	Eastern Trust & Banking Company.....	113,396 76
Bangor.....	Kenduskeag Trust Co.....	4,772 92
Bangor.....	Merrill Trust Co.....	4,580 26
Bar Harbor.....	First National Bank.....	2,768 57
Bath.....	Bath National Bank.....	2,769 21
Bath.....	Bath Trust Company.....	2,422 18
Belfast.....	The City National Bank.....	1,746 31
Belfast.....	Waldo Trust Company.....	1,632 77
Calais.....	Calais National Bank.....	1,170 05
Calais.....	Inter. Trust & Banking Company.....	1,981 90
Dover.....	Kineo Trust Company.....	4,648 49
Eastport.....	Frontier National Bank.....	5,621 38
Ellsworth.....	Burrill National Bank.....	2,789 00
Ellsworth.....	Union Trust Co.....	2,312 01
Fort Fairfield.....	Fort Fairfield National Bank.....	3,764 34
Fort Kent.....	Frontier Trust Company.....	1,526 63
Gardiner.....	National Bank of Gardiner.....	5,363 59
Gardiner.....	Maine Trust & Banking Company.....	30,068 51
Guilford.....	Guilford Trust Company.....	20,746 65
Houlton.....	First National Bank.....	3,978 83
Houlton.....	Houlton Trust Co.....	2,049 77
Lewiston.....	First National Bank.....	4,281 70
Lewiston.....	Lewiston Trust & Safe Deposit Co.....	16,119 91
Lubec.....	Lubec Trust & Banking Company.....	3,396 52
Mars Hill.....	Mars Hill Trust Company.....	1,379 24
Portland.....	First National Bank.....	5,494 68
Portland.....	Casco National Bank.....	5,349 51
Portland.....	Canal National Bank.....	8,669 07
Portland.....	Portland National Bank.....	2,652 99
Portland.....	Fidelity Trust Company.....	20,623 56

Funds of the State—Concluded.

DEPOSITARIES.		Amount.
Presque Isle.....	Presque Isle National Bank.....	5,741 66
Presque Isle.....	Merchants' Trust & Banking Company.....	6,585 48
Saco.....	Saco National Bank.....	19,690 32
Skowhegan.....	First National Bank.....	5,936 12
Skowhegan.....	Skowhegan Trust Co.....	6,313 68
Stockton Springs.....	Stockton Springs Trust Company.....	4,031 48
Van Buren.....	Van Buren Trust Company.....	3,039 86
Waterville.....	Kennebec Trust Company.....	15,352 69
Waterville.....	People's National Bank.....	3,355 43
Westbrook.....	Westbrook Trust Company.....	3,546 89
Total.....	\$453,323 03

CONCLUSION.

During the past year some further changes have been adopted in the administration of the Department and it is believed that the system as now organized surpasses any previous method.

Owing to the general increase of business in each desk in the Department it was found necessary in my last annual report to recommend the immediate need of more clerical assistance. I am pleased to state that the matter was favorably acted upon by the Governor and Council, and that the entire Departmental work has been carried along very satisfactorily and all disbursements made much more promptly.

The private office of the Treasurer, as well as the general office, are both greatly in need of repairs and furnishings, and I would therefore suggest to the incoming Legislature that a liberal appropriation be made to equip same with modern facilities.

As I am about to terminate my relations with the Department to which I was elected Treasurer of State by the Seventy Fifth Legislature, I desire to extend my appreciation of the uniform courtesy which has ever been in evidence with all whom I have had the pleasure of being associated.

I desire especially to extend my thanks to my Chief Clerk, Melvin W. Wiswell, and also to Annie M. Clancy, Llewellyn M. McGouldrick, Laurence P. Bearce and Joseph E. Dunn, clerks, who have served so efficiently during my administration.

Very respectfully,

JAMES F. SINGLETON,

Treasurer of State.

STATE OF MAINE

AUGUSTA, ME., Dec. 31, 1912.

To James F. Singleton, State Treasurer, Augusta, Maine.

DEAR SIR:—I hereby certify that the cash on hand in the Treasurer's office was counted, the amount being \$3,805.62, and the books show balances on deposit in the several banks as \$453,323.03, making cash on hand \$457,128.65.

I have also examined the securities of the trust funds and the securities deposited by the several corporations in the Treasurer's office and find the proper coupons on bonds attached, the said securities complete as in the Treasurer's list aggregating \$483,520.06.

Very respectfully,

LAMONT A. STEVENS,
State Auditor.

TABLE No. 1.
Monthly Receipts and Expenditures During the Year 1912.

MONTHS.	Receipts.	Expenditures.
January.....	\$1,407,485 09	\$1,432,386 31
February.....	905,464 60	982,232 52
March.....	108,204 26	198,187 75
April.....	212,859 53	201,361 07
May.....	169,038 07	160,283 79
June.....	373,301 11	346,986 36
July.....	421,692 73	165,204 77
August.....	286,955 27	167,652 63
September.....	357,145 50	175,335 93
October.....	566,270 76	337,609 73
November.....	65,003 67	255,391 07
December.....	448,291 13	944,153 82
	\$5,321,711 72	\$5,366,785 75
Cash on hand January 1, 1912.....	502,202 68	-
Cash on hand December 31, 1912.....	-	457,128 65
	\$5,823,914 40	\$5,823,914 40

TABLE No. 2.

Receipts as Credited to the Various Ledger Accounts During the Year, 1912.

ACCOUNT.	Amount.
Automobile licenses.....	\$98,313 18
Board of Bar Examiners.....	760 00
Board of Dental Examiners.....	601 00
Board of Registration of Medicine.....	1,571 00
Burial expenses of soldiers and sailors and the widows of soldiers and sailors.....	35 00
Cost of advertising tax on corporations.....	22 00
Corporation changes.....	18,330 00
Commissioners of Pharmacy.....	1,154 12
County tax, Aroostook County.....	18,013 77
County tax, Franklin County.....	4,997 64
County tax, Hancock County.....	1,473 76
County tax, Oxford County.....	4,999 02
County tax, Penobscot County.....	4,011 34
County tax, Piscataquis County.....	10,841 97
County tax, Somerset County.....	11,608 41
County tax, Washington County.....	6,359 89
Contingent fund—Governor and Council.....	50 97
Dog licenses, 1910 deficiency.....	1,160 00
Dog licenses, 1911.....	723 00
Dog licenses, 1911 deficiency.....	150 00
Dog licenses.....	36,412 00
Duties on commissions.....	3,100 00
Deputy enforcement commissioners.....	20,700 00
Damage by dogs and wild animals to domestic animals.....	16 00
Expense of organizing trust companies.....	200 00
Expenses of Australian ballot.....	2 52
Foreign corporations.....	280 00
Fees of Office:	
Attorney General.....	5,075 00
Bank Commissioner.....	63 75
Board State Assessors.....	2 00
Inspectors Steam Vessels.....	795 00

TABLE No. 2.
Receipts, 1912—Continued.

ACCOUNT.	Amount.
Insurance Commissioner.....	\$23,682 48
Land Agent.....	550 37
Maine State Library.....	3 50
Secretary of State.....	7,756 67
State Auditor.....	2 00
State Board of Health.....	90
Fines and licenses for the protection of game.....	42,103 28
Interest on deposits.....	11,655 46
Interest on State tax.....	1,105 98
Interest on Maine Forestry District tax.....	60 82
Itinerant vendors, license fees.....	50 00
Improvement of State roads.....	2,517 21
Investigation of the causes of fires.....	26 48
Interest on bonded debt and temporary loan, discount..	335 42
Inquests and incidental expenses.....	3 00
Lands reserved for public uses.....	23,295 70
Militia fund.....	2,413 76
Maine School for Feeble Minded.....	10
New corporations.....	86,577 00
Nursery agents' licenses.....	30 00
Passamaquoddy Indians.....	292 28
Penobscot Indians, shore rents.....	2,532 50
Private detectives, licenses.....	30 00
Protection of trees and shrubs.....	2,014 39
Prevention of contagious diseases among horses and cattle	3,609 07
Protection against fire in the Maine Forestry District, 1909	34
Protection against fire in the Maine Forestry District, 1910	601 55
Protection against fire in the Maine Forestry District, 1911	14,876 65
Protection against fire in the Maine Forestry District, 1912 (tax).....	58,085 25
Protection against fire in the Maine Forestry District, 1912 (refund).....	1,027 30
Pay roll, House of Representatives.....	24 00
Public Administrators' fund.....	50 83
Registration of automobiles.....	26 66
Robie Amusement Fund.....	140 00
Robie Library Fund.....	140 00
Registration of vital statistics.....	572 64
State tax, 1909, wild lands.....	68
State tax, 1910, wild lands.....	1,958 36
State tax, 1911, wild lands.....	57,455 88

TABLE No. 2.
Receipts, 1912—Continued.

ACCOUNT.	Amount.
State tax, 1912, wild lands.	\$155,462 88
State tax, 1911, cities, towns and plantations.	2,277,008 07
State tax, 1912, cities, towns and plantations.	61,184 80
Sea and shore fisheries, pay of wardens, etc.	1,288 48
State School for Boys.	75 00
Schooling of children in unorganized townships.	948 36
Tax on collateral inheritance:	
Androscoggin.	11,514 75
Aroostook.	817 43
Cumberland.	99,233 18
Franklin.	844 32
Hancock.	11,298 48
Kennebec.	8,155 00
Knox.	3,263 65
Lincoln.	3,699 27
Oxford.	6,119 14
Penobscot.	69,327 41
Piscataquis.	14,610 21
Sagadahoc.	1,755 68
Somerset.	6,833 91
Waldo.	3,800 32
Washington.	1,591 89
York.	18,494 48
Foreign Estates.	14,692 90
Tax on corporations, 1904.	5 00
Tax on corporations, 1905.	30 00
Tax on corporations, 1906.	55 00
Tax on corporations, 1907.	410 00
Tax on corporations, 1908.	450 00
Tax on corporations, 1909.	1,115 00
Tax on corporations, 1910.	2,555 00
Tax on corporations, 1911.	24,995 00
Tax on corporations, 1912.	176,100 00
Tax on express companies.	21,875 57
Tax on insurance companies.	145,014 89
Tax on unauthorized insurance.	5,602 38
Tax on Loan and Building Associations, No. 39.	275 12
Tax on Loan and Building Associations, No. 40.	326 47
Tax on Trust and Banking Companies, No. 23.	60,815 47
Tax on Trust and Banking Companies, No. 24.	63,289 84
Tax on Savings Banks, No. 80.	15 29
Tax on Savings Banks, No. 81.	230,729 94

TABLE No. 2.
Receipts, 1912—Concluded.

ACCOUNT.	Amount.
Tax on Savings Banks, No. 82.....	\$235,151 84
Tax on parlor and sleeping cars.....	1,795 43
Tax on railroad companies.....	888,370 89
Tax on special insurance brokers.....	181 55
Tax on telephone companies.....	84,081 88
Tax on telegraph companies.....	6,188 17
Traveling libraries.....	667 87
Miscellaneous Items as Follows:	
Amount received from the Union Mutual Life Insurance Company, for nineteen certificates of deposit.....	95 00
Amount received from Gertrude L. MacDonald, Principal of the Maine Industrial School for Girls, on account of mileage advanced to Mary E. King in 1908.....	20 00
Amount received from A. D. Littlefield, Treasurer of Greenfield, on account of over-payment of 1910 sheep claim to Goldman Lait.....	1 00
Amounts received from unknown sources as conscience money.....	34 00
Amounts of miscellaneous unclaimed checks.....	4 60
Amount received from Governor Frederick W. Plaisted, on account of unexpended balance of 1911 appropriation for monument for Commodore Samuel Tucker..	101 66
Amounts received to cover cost of advertising land sale	21 00
Amount received from Edward E. Chase, on account of refusal to accept payment for "Per Diem & Expenses as Trustee of Insane Hospital", as allowed in Warrant No. 624, drawn Aug. 16th, 1911.....	236 40
Amount received from Frank E. Mace, Land Agent, in payment for Malaga Island.....	1,650 00
	\$5,321,711 72
Cash on hand January 1st, 1912.....	502,202 68
	\$5,823,914 40

TABLE No. 3.
Expenditures as Charged to the Various Ledger Accounts During
the Year, 1912.

<i>Adjutant General's Department.</i>		
Salary of Adjutant General.....	\$1,800 00	
Salary of two clerks.....	1,900 00	
Salary of two clerks, 1911.....	158 34	
Stationery, office supplies, etc.....	2,479 50	
Stationery, office supplies, etc., 1911.....	278 34	
Support naval militia.....	3,525 06	
Militia fund.....	48,495 06	
Preservation of regimental rolls.....	1,814 83	
Preservation of regimental rolls, 1911.....	559 25	
Spanish war claims.....	21 72	
Disability claims (any moneys in the treasury not otherwise appropriated).....	34 00	
Keeper of the arsenal property at Bangor	100 00	
Keeper of the arsenal property at Bangor, 1911.....	25 00	
		\$61,191 10
<i>Attorney General's Department.</i>		
Salary of Attorney General.....	\$4,000 00	
Expenses of Attorney General.....	1,385 14	
Expenses of Attorney General, 1911....	90 15	
Printing of report, blank forms, etc....	639 42	
Printing of report, blank forms, etc., 1911	11 13	
Arrest and apprehension of criminals....	1,000 00	
Arrest and apprehension of criminals (any moneys in the treasury not otherwise appropriated).....	342 33	
Costs in criminal prosecutions.....	750 00	
Costs in criminal prosecutions, 1911....	94 70	
		\$8,312 87
<i>Banking Department.</i>		
Salary of Bank Commissioner.....	\$2,500 00	
Salary of clerks.....	2,535 25	
Salary of clerks, 1911.....	191 67	
Printing of report, blank forms, etc.....	1,287 33	
Printing of report, blank forms, etc., 1911	1,428 36	
Traveling expenses.....	1,160 06	
Traveling expenses, 1911.....	55 41	
Expenses of organizing trust companies..	2 92	
Verification of savings accounts, 1911....	12,929 65	
		\$22,090 65

TABLE No. 3.
Expenditures, 1912—Continued.

<i>Bath Military and Naval Orphan Asylum.</i>		
Maintenance.....	\$8,496 27	
Maintenance, 1911.....	768 20	
		\$9,264 47
<i>Board of Railroad Commissioners.</i>		
Salaries of Commissioners and clerks....	\$9,200 00	
Salaries of Commissioners and clerks, 1911	766 68	
Books, maps, stationery, etc.....	3,722 27	
Books, maps, stationery, etc., 1911.....	328 80	
Printing of report and binding.....	1,867 63	
Printing of report and binding, 1911....	955 23	
Investigation of railroad accidents.....	254 04	
		\$17,094 65
<i>Board of State Assessors.</i>		
Salaries of State Assessors.....	6,000 00	
Salary of clerk.....	1,046 66	
Stationery, office supplies, etc.....	1,775 84	
Stationery, office supplies, etc., 1911....	297 61	
Traveling expenses.....	882 07	
Traveling expenses, 1911.....	69 85	
Ascertaining value of wild lands.....	4,926 22	
Ascertaining value of wild lands, 1911....	2,854 92	
		\$17,853 17.
<i>Charitable and Benevolent Institutions.</i>		
Androscoggin Anti-tuberculosis Association.....	\$500 00	
Augusta General Hospital.....	4,000 00	
Bangor Children's Home.....	1,000 00	
Bangor Children's Home, 1911.....	1,000 00	
Bar Harbor Medical and Surgical Hospital	2,000 00	
Bath City Hospital.....	2,000 00	
Central Maine Association.....	1,000 00	
Central Maine General Hospital.....	6,500 00	
Children's Aid Society of Maine.....	1,500 00	
Children's Heart Work Society of Maine	300 00	
Children's Protective Society.....	500 00	
Children's Hospital at Portland.....	10,000 00	
Children's Hospital at Portland, 1911...	5,000 00	
Eastern Maine General Hospital.....	6,500 00	
Girls' Orphanage, Lewiston.....	2,500 00	
Good Samaritan Home Association.....	1,200 00	
Hayes' Young Women's Home.....	1,000 00	

TABLE No. 3.
Expenditures, 1912—Continued.

<i>Charitable and Benevolent Institutions.</i>		
Healy Asylum.....	\$3,000 00	
Holy Innocent's Home for Infants.....	2,000 00	
Hospital of the Daughters of Wisdom....	500 00	
Knox County General Hospital.....	2,500 00	
Lewiston and Auburn Children's Home..	500 00	
Maine Children's Home Society.....	1,000 00	
Maine Eye and Ear Infirmary.....	3,500 00	
Maine General Hospital.....	9,000 00	
Maine Home for Friendless Boys.....	1,500 00	
Maine Institution for the Blind.....	10,000 00	
Maine Institution for the Blind, 1911....	10,000 00	
Maine Mission for the Deaf.....	200 00	
Maine Mission for the Deaf, 1911.....	200 00	
Maine Sanatorium Association.....	9,966 39	
Maine Sanatorium Association, 1911....	2,084 50	
Northern Maine General Hospital.....	2,000 00	
Old Town Hospital.....	1,000 00	
Old Town Hospital, 1911.....	1,500 00	
St. Elizabeth's Roman Catholic Asylum	2,000 00	
St. Mary's General Hospital.....	7,500 00	
Temporary Home for Women and Children at Portland.....	2,500 00	
Trull Hospital Aid Association.....	500 00	
Waldo County General Hospital.....	1,000 00	
Webber Hospital Association.....	3,000 00	
Women's Christian Temperance Union, Temporary Home for Children.....	750 00	
York Hospital.....	1,000 00	
York Hospital, 1911.....	1,000 00	
		\$126,200 89
<i>Commissioner of Agriculture.</i>		
Salary of Commissioner.....	\$1,500 00	
Clerk hire.....	1,000 00	
Clerk hire, 1911.....	83 34	
Printing of report, bulletins, etc.....	4,092 11	
Printing of report, bulletins, etc., 1911..	358 96	
Traveling expenses.....	499 89	
Traveling expenses, 1911.....	26 28	
Aid to agricultural societies.....	14,847 42	
Agricultural statistics.....	3,006 23	
Agricultural statistics, 1911.....	46 01	

TABLE No. 3.
Expenditures, 1912—Continued.

<i>Commissioner of Agriculture.</i>		
Enforcement of laws relating to sale of dairy products.....	\$4,277 58	
Enforcement of laws relating to sale of dairy products, 1911.....	293 32	
Farmers' Institutes and Dairymen's Conference.....	2,702 39	
Farmers' Institutes and Dairymen's Conference, 1911.....	1,350 10	
Improving and protecting dairy interests	2,749 56	
Improving and protecting dairy interests, 1911.....	224 77	
Protection of trees and shrubs, 1911-1912	22,025 31	
Prevention of contagious diseases among horses and cattle.....	28,546 46	
Prevention of contagious diseases among horses and cattle, 1911.....	2,699 48	
Eastern Maine State Fair.....	553 37	
Eastern Maine State Fair, 1911.....	496 00	
Eastern Maine State Fair to encourage pomology.....	750 00	
Eastern Maine State Fair to encourage pomology, 1911.....	750 00	
Maine State Agricultural Society.....	1,000 00	
Maine State Agricultural Society, 1911..	943 37	
Maine State Agricultural Society for industrial exhibits.....	1,500 00	
Maine State Agricultural Society, for industrial exhibits, 1911.....	1,500 00	
Maine State Pomological Society.....	413 06	
Maine State Pomological Society, 1911..	1,000 00	
New England Fruit Show, 1911.....	306 00	
Central Maine Fair, 1911.....	2,500 00	
Maine Seed Improvement Association, 1911	452 79	
		\$102,493 74
<i>County Attorneys.</i>		
Salaries.....		\$12,950 00

TABLE No. 3.
Expenditures, 1912—Continued.

<i>Commissioner of Highways.</i>		
Salary of Commissioner.....	\$2,500 00	
Salary of Assistant Commissioner.....	1,500 00	
Salary of bookkeeper.....	1,300 00	
Stenographer and extra clerk hire.....	2,160 17	
Stenographer and extra clerk hire, 1911..	199 35	
Office furnishings and equipment.....	146 25	
Printing of report, blank forms, etc.....	2,645 71	
Printing of report, blank forms, etc., 1911	228 94	
Traveling expenses.....	1,124 16	
Traveling expenses, 1911.....	32 55	
Registration of automobiles.....	60,040 34	
Improvement of State roads, 1911 and previous years.....	354,302 15	
Chick Hill road in Penobscot County, 1911	70 77	
Old Town and Milford bridge—East bridge (any moneys in the treasury not other- wise appropriated).....	1,848 80	
Old Town and Milford bridge—West bridge (any moneys in the treasury not other- wise appropriated).....	212 91	
Roads in Indian Township.....	1,000 00	
		\$429,312 10
<i>Department of Labor and Industry.</i>		
Salary of Commissioner.....	\$1,600 00	
Salary of Commissioner, 1911.....	133 34	
Salary of Deputy Commissioner.....	1,300 00	
Salary of Deputy Commissioner, 1911.....	108 34	
Salary of stenographer.....	600 00	
Salary of stenographer, 1911.....	50 00	
Woman factory inspector, special agents, traveling expenses, etc.....	2,864 74	
Woman factory inspector, special agents, traveling expenses, etc., 1911.....	38 44	
		\$6,694 86
<i>Eastern Maine Insane Hospital.</i>		
Maintenance.....	\$137,617 75	
Maintenance, 1911.....	6,350 00	
Robie Amusement Fund.....	140 00	
		\$144,107 75

TABLE No. 3.
Expenditures, 1912—Continued.

<i>Executive Department.</i>		
Salary of Governor.....	\$3,000 00	
Salary of private secretary.....	1,200 00	
Salary of stenographer.....	1,000 00	
Salary of messenger.....	500 00	
Pay-roll of Council.....	4,497 57	
Pay-roll of Council, 1911.....	239 20	
Contingent fund, Governor and Council..	9,980 78	
Contingent fund, Governor and Council, 1911.....	4,787 11	
Postage, stationery, etc.....	1,914 90	
<i>Pension Department.</i>		
Salary of pension clerk.....	1,380 56	
Salary of pension clerk, 1911.....	116 67	
Stenographer and clerk hire.....	621 00	
Pensions granted to others than de- pendent soldiers and sailors.....	458 50	
Pensions of soldiers in Aroostook War, 1911.....	228 00	
Soldiers pensions.....	73,553 83	
Soldiers pensions, 1911.....	85,233 25	
		\$188,711 37
<i>Inland Fisheries and Game Department.</i>		
Salary of Chairman and one associate member.....	\$3,000 00	
Salary of Chairman and one associate member, 1911.....	250 01	
Salary of clerk.....	1,000 00	
Salary of clerk, 1911.....	83 34	
Fish hatcheries and feeding stations and protection of fish, game and birds....	61,377 37	
Fish hatcheries and feeding stations and protection of fish, game and birds, 1911	8,141 40	
Bounty on bears, Franklin County.....	90 00	
Bounty on bears, Franklin County, 1911	30 00	
Bounty on bears, Oxford County.....	90 00	
Bounty on bears, Oxford County, 1911..	15 00	
Bounty on bears, Washington and Han- cock Counties.....	665 00	
Bounty on bears, Washington and Han- cock Counties, 1911.....	350 00	
Bounty on bob-cats.....	808 00	
Bounty on bob-cats, 1911.....	232 00	
		\$76,132 12

TABLE No. 3.
Expenditures, 1912—Continued.

<i>Inspectors of State Prison and Jails.</i>		
Per diem and expenses.....	\$795 16	
Per diem and expenses, 1911.....	86 22	
		\$881,38
<i>Inspectors of Steam Vessels.</i>		
Per diem and expenses.....	\$2,684 40	
Per diem and expenses, 1911.....	72 02	
Aid of navigation on Moosehead Lake...	398 52	
Aid of navigation on Moosehead Lake, 1911	376 55	
Aid of navigation on Rangeley, Mooseluc- meguntic and Cupsuptic Lakes.....	98 37	
Aid of navigation on Rangeley, Mooseluc- meguntic and Cupsuptic Lakes, 1911..	96 00	
Aid of navigation on Richardson Lakes..	49 31	
Aid of navigation on Sebec Lake, 1911..	40 00	
		\$3,815 17
<i>Insurance Commissioner's Department.</i>		
Salary of Insurance Commissioner.....	\$1,800 00	
Salary of Deputy Commissioner.....	1,500 00	
Clerk hire, traveling expenses, postage, stationery, etc.....	7,082 50	
Clerk hire, traveling expenses, postage, stationery, etc., 1911.....	311 09	
Investigation of the causes of fires.....	1,984 55	
Investigation of the causes of fires, 1911.	180 13	
		\$12,858 27
<i>Land Agent and Forest Commissioner.</i>		
Salary of Land Agent and Forest Commis- sioner.....	\$2,000 00	
Salary of clerk.....	1,000 00	
Stationery, office supplies, etc.....	944 97	
Stationery, office supplies, etc., 1911....	184 08	
Traveling expenses.....	416 60	
Public instruction in forestry.....	2,313 26	
Public instruction in forestry, 1911.....	474 40	
Arlington J. Day, 1911.....	35 10	
Protection against fires in Maine Forestry District.....	60,264 37	
Protection against fires in Maine Forestry District, 1911.....	83 34	
		\$67,716 12

TABLE No. 3.
Expenditures, 1912—Continued.

<i>Legislative Department.</i>		
Pay-roll House of Representatives.....	\$9,595 00	
Pay-roll Senate.....	2,944 00	
Legislative binding, 1911.....	369 95	
Legislative printing.....	2,250 00	
Legislative printing, 1911.....	1,553 34	
Journal of House.....	20 00	
Journal of House, 1911.....	300 00	
Journal of Senate.....	20 00	
Expenses of hearing in cases of Chas. O. Emery and Asa A. Richardson.....	1,986 00	
Expenses of special investigating committee (any moneys in the treasury not otherwise appropriated).....	3,598 16	
		\$22,636 45
<i>Maine Industrial School for Girls.</i>		
Maintenance.....	\$22,653 37	
Maintenance and permanent improvements 1911.....	4,614 74	
Interest on trust funds.....	457 84	
Interest on trust funds, 1911.....	80 88	
Water supply, 1911.....	484 90	
		\$28,291 73
<i>Maine Insane Hospital.</i>		
Maintenance.....	\$185,042 85	
Maintenance, 1911.....	12,061 38	
Helen A. Gilman legacy.....	50 00	
Joseph H. Williams legacy.....	40 00	
Robie Library Fund.....	140 00	
		\$197,334 23
<i>Maine State Library.</i>		
Salary of Librarian.....	\$1,200 00	
Salary of Librarian as Secretary of the Library Commission.....	300 00	
Salary of Assistant Librarian.....	1,200 00	
Binding public documents.....	172 68	
Maintenance, increase and general expenses 1911.....	10,361 22	
Maintenance, increase and general expenses, 1911.....	746 42	
Free public libraries.....	6,678 92	
Free public libraries, 1911.....	40 00	
Traveling libraries.....	1,055 40	
Traveling libraries, 1911.....	792 66	
		\$22,547 30

TABLE No. 3.
Expenditures, 1912—Continued.

<i>Maine State Prison.</i>		
Salary of Warden	\$2,500 00	
Salaries of subordinate officers.....	14,000 00	
Maine State Prison.....	500 00	
Printing and binding report of warden, etc.	135 08	
Retiring and pensioning prison officials..	383 34	
Retiring and pensioning prison officials, 1911.....	75 00	
Criminal insane.....	136 78	
Criminal insane, 1911.....	27 13	
Books.....	50 00	
Books, 1911.....	50 00	
School.....	50 00	
School, 1911.....	30 51	
Medicine.....	150 00	
Water supply.....	2,500 00	
		\$20,587 84
<i>Maine School for the Deaf.</i>		
Maintenance.....	\$20,351 07	
Maintenance, 1911.....	3,023 67	
		\$23,374 74
<i>Maine School for Feeble Minded.</i>		
Maintenance.....	\$52,284 92	
Maintenance, 1911.....	6,206 32	
		\$58,491 24
<i>Miscellaneous Accounts.</i>		
Burial expenses of soldiers and sailors and the widows of soldiers and sailors.....	\$3,647 40	
Burial expenses of soldiers and sailors and the widows of soldiers and sailors, 1911.....	3,112 00	
Board of Bar Examiners.....	442 40	
Board of Bar Examiners, 1911.....	139 45	
Board of Dental Examiners.....	403 57	
Board of Dental Examiners, 1911.....	34 95	
Board of Registration of Medicine.....	716 43	
Board of Registration of Medicine, 1911..	229 44	
Commissioners of Pharmacy.....	1,144 23	
Commissioners of Pharmacy, 1911.....	4 49	
County tax, Aroostook County.....	18,013 77	
County tax, Aroostook County, 1911.....	13,335 56	
County tax, Franklin County.....	4,997 64	
County tax, Franklin County, 1911.....	4,774 89	
County tax, Hancock County.....	1,473 76	

TABLE No. 3.
Expenditures, 1912—Continued.

<i>Miscellaneous Accounts.</i>	
County tax, Hancock County, 1911.....	1,090 21
County tax, Oxford County.....	4,999 02
County tax, Oxford County, 1911.....	3,300 34
County tax, Penobscot County.....	4,011 34
County tax, Penobscot County, 1911....	2,476 02
County tax, Piscataquis County.....	10,841 97
County tax, Piscataquis County, 1911....	8,686 53
County tax, Somerset County.....	11,608 41
County tax, Somerset County, 1911.....	14,316 94
County tax, Washington County.....	6,359 89
County tax, Washington County, 1911....	5,618 46
Compiling and teaching local history....	236 02
Compiling and teaching local history, 1911	152 73
Damage by dogs and wild animals to do- mestic animals.....	9,173 28
Dog licenses refunded.....	33,737 30
Delegates to Conference International Tax Association.....	271 75
Education of the blind.....	5,407 42
Education of the blind, 1911.....	2,682 79
Expenses of examination and commitment of insane State beneficiaries.....	565 70
Expenses of examination and commitment of insane State beneficiaries, 1911.....	142 25
Fort William Henry.....	247 61
Fort William Henry, 1911.....	187 56
Improvement of State lands in Augusta....	600 00
Improvement of State lands in Augusta, 1911.....	452 61
Inquests and incidental expenses.....	502 86
Inquests and incidental expenses (any moneys in the treasury not otherwise appropriated).....	115 21
Passamaquoddy Indians.....	9,162 65
Penobscot Indians.....	14,072 21
Penobscot Indians, 1911.....	1,113 86
Protection against fires, 1912, refund....	11 35
Property exempt from taxation.....	1,677 22
Public administrator's fund.....	1,310 46
Railroad and Telegraph tax.....	166,583 73

TABLE No. 3.
Expenditures, 1912—Continued.

<i>Miscellaneous Accounts.</i>		
State of Maine Cattle Commission, 1911 .. (Prevention of contagious diseases among horses and cattle).....	430 60	
State Board of Arbitration and Concilia- tion.....	136 40	
Support of paupers.....	62,282 94	
Support of paupers, 1911 and previous years.....	41,763 26	
State tax, 1911, refund.....	70	
State tax, 1912, refund.....	309 09	
Town of Old Orchard.....	3,000 00	
Town of Old Orchard, 1911.....	3,000 00	
Tax on collateral inheritance, Oxford Co., Refund.....	24 00	
Tax on collateral inheritance, York Co., Refund.....	90 24	
Tax on collateral inheritance, Foreign es- tates, refund.....	620 00	
Tax on unauthorized insurance, refund..	4 37	
Town of Buxton, 1911.....	848 48	
Visiting committee to insane hospitals..	389 60	
Visiting committee to insane hospitals, 1911	29 00	
Visiting committee to State School for Boys	55 18	
Visiting committee to State School for Boys, 1911.....	69 05	
		\$487,239 59
<i>Sea and Shore Fisheries Department.</i>		
Salary of Commissioner.....	\$2,000 00	
Salary of Commissioner, 1911.....	166 67	
Pay of wardens and expenses of wardens and commissioner.....	13,392 02	
Pay of wardens and expenses of wardens and commissioner, 1911.....	2,033 72	
Propagation of shell fish.....	75 55	
Propagation of shell fish, 1911.....	66 50	
Protection of lobsters with eggs attached	1,493 18	
Protection of lobsters with eggs attached, 1911.....	1,478 45	
		\$20,706 09

TABLE No. 3.
Expenditures, 1912—Continued.

<i>Secretary of State's Department.</i>		
Salary of Secretary.....	\$2,500 00	
Salary of Deputy.....	1,500 00	
Salaries of clerks.....	6,138 32	
Salaries of clerks, 1911.....	470 04	
Postage, printing blank forms, etc.....	2,726 93	
Postage, printing blank forms, etc., 1911.....	430 73	
Stationery and office supplies.....	408 64	
Stationery and office supplies, 1911.....	204 77	
Expenses of special election, 1911.....	161 11	
Expenses of primary elections.....	13,353 94	
Expenses of Australian ballot.....	11,243 76	
Expenses registration of automobiles.....	406 02	
Ballot boxes and other expenses.....	2,000 00	
Ballot boxes and other expenses (any moneys in the treasury not otherwise appropriated).....	1,847 32	
Expenses of messengers on account of presidential election.....	10 95	
Indexing laws and resolves.....	300 00	
Purchase of vital records.....	468 27	
		\$44,170 80
<i>State Auditor's Department.</i>		
Salary of Auditor.....	\$2,500 00	
Salaries of Special Auditors.....	2,670 26	
Salaries of Special Auditors, 1911.....	100 00	
Clerk hire.....	4,701 16	
Clerk hire, 1911.....	378 85	
Stationery, office supplies, etc.....	619 97	
Stationery, office supplies, etc., 1911.....	99 37	
Traveling and other incidental expenses..	15 80	
Traveling and other incidental expenses, 1911.....	16 21	
Filing cases, office furniture, etc, 1911..	62 00	
		\$11,163 62
<i>State Board of Health.</i>		
Contingent expenses, including salary of Secretary.....	\$5,007 77	
Contingent expenses, including salary of Secretary, 1911.....	876 38	
Salary of director, assistants and supplies and expenses State Laboratory of Hygiene.....	4,173 15	

TABLE No. 3.
Expenditures, 1912—Continued.

<i>State Board of Health.</i>		
Salary of director, assistants and supplies and expenses State Laboratory of Hygiene, 1911.....	306 35	
Printing and binding reports.....	1,117 63	
Printing and binding reports, 1911.....	240 29	
Epidemic or emergency fund.....	759 20	
Registration of vital statistics.....	3,056 26	
Registration of vital statistics, 1911.....	814 99	
		\$16,352 02
<i>State School for Boys.</i>		
Maintenance.....	\$35,821 53	
Maintenance, 1911.....	3,050 00	
		\$38,871 53
<i>State Superintendent of Public Schools.</i>		
Salary of Superintendent.....	\$2,500 00	
Salary of clerk or Deputy.....	1,500 00	
Clerical assistance.....	991 33	
Clerical assistance, 1911.....	82 42	
Postage, stationery, office supplies, etc., 1911.....	1,453 52	
Postage, stationery, office supplies, etc., 1911.....	256 94	
Printing, binding, ruling, etc.....	1,784 51	
Printing, binding, ruling, etc., 1911.....	704 06	
Traveling expenses of Superintendent....	487 88	
Traveling expenses of Superintendent, 1911.....	55 08	
Expenses of clerk or Deputy.....	36 22	
Expenses of clerk or deputy, 1911.....	90	
Aid to academies.....	25,839 21	
Aid to academies, 1911.....	23,982 00	
Aroostook State Normal School.....	938 24	
Aroostook State Normal School, 1911....	256 27	
Cecil John Rhodes, scholarship.....	7 39	
Eastern Maine Conference Seminary, 1911.....	20,000 00	
Eastern State Normal School at Castine, 1911.....	553 79	
Foxcroft Academy.....	60 00	
Foxcroft Academy, 1911.....	60 00	
Free High Schools (any moneys in the treasury not otherwise appropriated)..	136,016 49	
Free High Schools, 1911.....	116,233 59	
Hebron Academy.....	60 00	
Hebron Academy, 1911.....	60 00	
Houlton Academy.....	120 00	

TABLE No. 3.
Expenditures, 1912—Continued.

<i>State Superintendent of Public Schools.</i>	
Insurance on Normal School buildings...	\$459 89
Interest on Madawaska Territory School Fund.....	300 00
Industrial education.....	26,684 81
Industrial education, 1911 (any moneys in the treasury not otherwise appropriated).....	1,802 23
Lee Normal Academy.....	1,500 00
Madawaska Training School.....	700 00
Madawaska Training School (any moneys in the treasury not otherwise appropriated).....	537 06
Madawaska Training School, 1911.....	361 02
Normal Schools and Training School....	76,387 96
Normal Schools and Training School, 1911-1912 (any moneys in the treasury not otherwise appropriated).....	3,485 95
Normal Schools and Training School, 1911	7,958 59
Plans for school buildings.....	200 00
Plans for school buildings, 1911.....	200 00
School District No. 2, Madison.....	50 00
School District No. 2, Madison, 1911....	50 00
Schooling of children in unorganized townships, including per capita tax....	15,623 40
Schooling of children in unorganized townships, including per capita tax, 1911..	7,101 57
Schooling of children in unorganized townships, including per capita tax, 1911 (any moneys in the treasury not otherwise appropriated).....	239 23
State examination of teachers.....	464 13
State examination of teachers, 1911....	374 85
State examination of teachers, 1911 (any moneys in the treasury not otherwise appropriated).....	23 50
Summer training schools and distribution of educational documents.....	2,438 51
Summer training schools and distribution of educational documents, 1911.....	83 00
Superintendence of towns comprising school unions.....	40,718 51
Superintendence of towns comprising school unions, 1911.....	11,940 96

TABLE No. 3.
Expenditures, 1912—Continued.

<i>State Superintendent of Public Schools.</i>		
Superintendence of towns comprising school unions, 1911 (any moneys in the treasury not otherwise appropriated)	\$6,412 14	
Teachers meetings.....	999 93	
Teachers meetings, 1911.....	56 40	
Washington State Normal School, 1911..	523 62	
Washington State Normal School, 1911 (any moneys in the treasury not otherwise appropriated).....	244 87	
Western State Normal School.....	2,307 27	
Wilton Academy, 1911.....	791 66	
School and Mill Fund.....	779,957 64	
Common School Fund.....	677,446 97	
Equalization Fund.....	27,476 05	
Equalization Fund, 1911 apportionment..	23,773 62	
		\$2,053,715 20
<i>State Water Storage Commission.</i>		
Hydrographic and Geological surveys....	\$12,332 89	
Hydrographic and Geological surveys, 1911	1,130 86	
Flowage in Indian Township (any moneys in the treasury not otherwise appropriated).....	513 67	
		\$13,977 42
<i>Superintendent of Public Buildings.</i>		
Salary of Superintendent.....	\$1,200 00	
Freight, trucking and express.....	582 42	
Freight, trucking and express, 1911.....	41 43	
Furniture and repairs.....	5,626 23	
Furniture and repairs, 1911.....	276 12	
Fuel and lights.....	8,104 59	
Fuel and lights, 1911.....	1,490 05	
General expenses.....	969 85	
General expenses, 1911.....	27 81	
Night watch.....	2,499 11	
Night watch, 1911.....	211 29	
Porters and laborers.....	9,699 85	
Porters and laborers, 1911.....	688 72	
Window, door screens and awnings, 1911	535 27	
Water for State House.....	2,500 00	
Water for State House, 1911.....	367 34	
Flag cases and bronze tablets.....	757 48	
Flag cases and bronze tablets, 1911.....	1,862 42	
		\$37,439 98

TABLE No. 3.
Expenditures, 1912—Continued.

<i>Superior Courts.</i>		
Salary of Justice for Cumberland County.	\$3,000 00	
Salary of Justice for Kennebec County..	2,500 00	
Salary of retired Justice for Kennebec Co.	1,250 00	
Salary of retired Justice for Kennebec Co., 1911.....	104 17	
Expenses Justice Kennebec County.....	200 00	
		\$7,054 17
<i>Supreme Judicial Court.</i>		
Salary of eight Justices.....	\$40,000 00	
Salary of Reporter of Decisions.....	2,500 00	
Salaries of stenographers to Justices.....	12,000 00	
Compensation of retired Justices.....	5,000 00	
Compensation of retired Justices, 1911..	416 68	
Expenses of Justices.....	924 84	
Expenses of Justices, 1911.....	253 46	
Postage, stationery, etc.....	104 65	
Postage, stationery, etc., 1911.....	7 20	
Clerks of law courts.....	939 50	
Clerks of law courts, 1911.....	309 00	
Expenses of law courts.....	696 06	
Expenses of law courts, 1911.....	471 61	
Reports of judicial decisions.....	2,782 49	
		\$66,405 49
<i>Treasurer of State.</i>		
Salary of Treasurer.....	\$2,000 00	
Salary of clerks.....	4,915 66	
Salary of clerks, 1911.....	417 14	
Postage, stationery, etc.....	1,903 16	
Postage, stationery, etc., 1911.....	270 14	
Printing of report, blank forms, etc.....	1,013 87	
Printing of report, blank forms, etc., 1911	349 92	
Premium on bonds of State Treasurer and clerks.....	537 50	
Advertising land sale and tax act.....	3,985 70	
Advertising land sale and tax act, 1911	209 00	
Interest on bonded debt and temporary loan.....	27,667 83	
Interest on lands reserved.....	11,391 05	
Reduction of public debt loan of June 1, 1864.....	179,540 50	
Reduction of public debt, loan of Oct. 1, 1869.....	226,083 90	
Temporary loan.....	300,000 00	
		\$760,285 37

TABLE No. 3.
Expenditures, 1912—Continued.

<i>Trustees of State Institutions.</i>		
Trustees Insane Hospitals.....	\$1,604 77	
Trustees Insane Hospitals, 1911.....	355 25	
Trustees Maine Industrial School for Girls	286 20	
Trustees Maine Industrial School for Girls, 1911.....	89 60	
Trustees Maine School for Feeble Minded	595 82	
Trustees Maine School for Feeble Minded, 1911.....	144 40	
Trustees State School for Boys.....	429 98	
Trustees State School for Boys, 1911....	204 77	
Trustees Normal Schools.....	1,194 18	
Trustees Normal Schools, 1911.....	338 63	
Trustees Normal Schools, 1911-1912 (any moneys in the treasury not otherwise appropriated).....	180 85	
Trustees University of Maine.....	135 00	
Trustees University of Maine, 1911.....	90 26	
		\$5,649 71
<i>University of Maine.</i>		
Maintenance and new buildings.....	\$99,316 00	
Maintenance and new buildings, 1911....	8,333 34	
Printing and binding report.....	1,483 27	
Printing and binding report, 1911.....	452 84	
<i>Maine Agricultural Experiment Station.</i>		
Analysis of food, seeds and feeding stuffs	9,000 00	
Printing reports and bulletins.....	4,226 10	
		\$122,811 55
Cash on hand December 31, 1912.....		\$457,128 65
<i>Recapitulation.</i>		
Adjutant General's Department.....	\$61,191 10	
Attorney General's Department.....	8,312 87	
Banking Department.....	22,090 65	
Bath Military & Naval Orphan Asylum.	9,264 47	
Board of Railroad Commissioners.....	17,094 65	
Board of State Assessors.....	17,853 17	
Charitable and Benevolent Institutions..	126,200 89	
Commissioners of Agriculture.....	102,493 74	
County Attorneys.....	12,950 00	
Commissioner of Highways.....	429,312 10	
Department of Labor and Industry.....	6,694 86	
		\$5,823,914 40

TABLE No. 3.
Expenditures, 1912—Concluded.

<i>Recapitulation.</i>	
Eastern Maine Insane Hospital.....	\$144,107 75
Executive Department.....	188,711 37
Inland Fisheries and Game Department..	76,132 12
Inspectors of State Prison and Jails.....	881 38
Inspectors of Steam Vessels.....	3,815 17
Insurance Commissioners' Department...	12,858 27
Land Agent and Forest Commissioner...	67,716 22
Legislative Department.....	22,636 45
Maine Industrial School for Girls.....	28,291 73
Maine Insane Hospital.....	197,334 23
Maine State Library.....	22,547 30
Maine State Prison.....	20,587 84
Maine School for Deaf.....	23,374 74
Maine School for Feeble Minded.....	58,491 24
Miscellaneous Accounts.....	487,238 59
Sea and Shore Fisheries Department...	20,706 09
Secretary of State's Department.....	44,170 80
State Auditor's Department.....	11,163 62
State Board of Health.....	16,352 02
State School for Boys.....	38,871 53
State Superintendent of Public Schools.	2,053,715 20
State Water Storage Commission.....	13,977 42
Superintendent of Public Buildings.....	37,439 98
Superior Courts.....	7,054 17
Supreme Judicial Courts.....	66,405 49
Treasurer of State.....	760,285 37
Trustees of State Institutions.....	5,649 71
University of Maine.....	122,811 55
	\$5,366,785 75

TABLE No. 4.

Semi-Annual Tax Assessed on Savings Banks for the Year 1912, as Provided by Sec. 54 of Chapter 8, Revised Statutes, as Amended by Chapter 49, Public Laws of 1909.

NAME OF BANK.	Tax for half year ending April 27.	Tax for half year ending October 26.	Total tax.
Androscoggin County,	\$8,528 31	\$8,944 72	\$17,473 03
Auburn	5,019 35	4,933 95	9,953 30
Augusta	18,068 55	17,437 94	35,506 49
Bangor	14,917 22	14,923 36	29,840 58
Bar Harbor	3 74	-	3 74
Bath Savings Institution	11,368 81	11,825 02	23,193 83
Belfast	4,720 84	4,862 33	9,583 17
Bethel	1,044 11	1,102 28	2,146 39
Biddeford	2,813 83	2,948 06	5,761 89
Boothbay	1,140 74	1,145 80	2,286 54
Brewer	805 37	809 29	1,614 66
Bridgton	1,823 76	1,823 25	3,647 01
Brunswick Savings Institution	2,624 51	2,727 70	5,352 21
Buxton & Hollis	1,020 49	1,015 16	2,035 65
Calais	1,160 77	1,170 05	2,330 82
Camden	382 41	370 83	753 24
Cascade	746 31	771 29	1,517 60
Eastport	1,755 12	1,767 81	3,522 73
Fairfield	1,247 94	1,300 87	2,548 81
Franklin County	1,464 09	1,461 62	2,925 71
Gardiner Savings Institution	7,313 46	7,221 69	14,535 15
Gorham	1,773 85	1,797 21	3,571 06
Hallowell	2,314 88	2,309 45	4,624 33
Hancock County	590 89	570 38	1,161 27
Houlton	2,054 81	2,453 72	4,508 53
Kennebec	2,743 45	2,708 52	5,451 97
Kennebunk	2,252 27	2,266 10	4,518 37
Kingfield	193 19	201 25	394 44
Machias	2,223 95	2,235 99	4,459 94
Maine	47,380 85	48,652 83	96,033 68
Mechanics	1,463 20	1,499 34	2,962 54
Norway	1,238 02	1,258 47	2,496 49
Phillips	540 55	564 76	1,105 31
Piscataquis	2,101 39	2,151 10	4,252 49
Penobscot	6,492 41	6,651 86	13,143 77
People's	4,294 09	4,281 70	8,575 79
Portland	32,846 88	33,533 37	66,380 25
Rockland	5,487 34	5,420 07	10,907 41
Saco & Biddeford Savings Institution	8,073 58	8,636 43	16,710 01
Searsport	655 18	672 33	1,327 51
Skowhegan	4,530 91	4,736 80	9,267 51
South Berwick	1,593 39	1,646 08	3,239 47
South Paris	974 98	995 98	1,970 96
Thomaston	1,535 16	1,566 34	3,101 50
Topsham & Brunswick 25c	885 71	972 66	1,858 37
Tremont	172 43	170 87	343 30
Waterville	4,786 48	4,971 70	9,758 18
Wiscasset	832 14	853 05	1,686 09
York County	2,728 23	2,810 46	5,538 69
	\$230,729 94	\$235,151 84	\$465,881 78

TABLE No. 5.

Semi-Annual Tax Assessed on Trust and Banking Companies for the Year 1912, as provided by Sec. 65, Chap. 8, Revised Statutes, as Amended by Chapter 49, Public Laws of 1909.

NAME OF COMPANY.	Tax for half year ending April 27.	Tax for half year ending October 26.	Total tax.
Aroostook Trust & Banking.....	\$283 69	\$401 68	\$685 37
Augusta.....	9,223 74	9,691 30	18,915 04
Bar Harbor Banking & Trust.....	1,908 62	2,040 99	3,949 61
Bath.....	1,309 99	1,657 08	2,967 07
Dexter Trust & Banking.....	1,413 97	1,408 15	2,822 12
Eastern Trust & Banking.....	6,313 00	6,646 47	12,959 47
Fidelity.....	8,485 10	7,190 71	15,675 81
Fort Kent.....	237 88	259 26	497 14
Frontier.....	344 75	481 55	826 30
Goodwin.....	112 47	135 46	247 93
Guilford.....	996 31	1,019 22	2,015 53
Hallowell Trust & Banking.....	225 51	271 21	496 72
Houlton.....	1,155 44	1,340 19	2,495 63
International Trust & Banking Co.....	522 85	532 86	1,055 71
Kenduskeag.....	1,768 51	1,871 72	3,640 23
Kennebec.....	8 31	305 48	313 79
*Kineo.....	1,010 67	1,141 40	2,152 07
Lewiston Trust & Safe Deposit.....	3,375 88	3,437 50	6,813 38
Livernore Falls Trust & Banking.....	1,980 98	1,881 40	3,862 38
Machias Banking.....	174 20	170 00	344 20
Maine Trust & Banking.....	1,427 17	1,462 07	2,889 24
Mars Hill.....	125 06	205 64	330 70
Mercantile.....	1,639 32	1,937 40	3,576 72
Merchants' Trust & Banking.....	171 78	225 98	397 76
Merrill.....	233 39	341 67	575 06
Millinocket.....	329 90	338 89	668 79
People's.....	88 05	-	88 05
Pittsfield.....	611 33	604 62	1,215 95
Rangeley.....	353 36	372 69	726 05
Rockland.....	770 36	809 95	1,580 31
Rumford Falls.....	3,095 42	3,238 00	6,333 42
Security.....	1,774 57	1,897 80	3,672 37
Skowhegan.....	1,255 19	1,357 63	2,612 82
State.....	2,400 79	2,515 65	4,916 44
Stockton Springs.....	71 25	76 25	147 50
Union.....	1,715 50	1,733 66	3,449 16
Union Safe Deposit & Trust.....	886 52	965 08	1,851 60
United States.....	997 57	1,080 37	2,077 94
Van Buren.....	150 25	199 23	349 48
Waldo.....	858 03	828 46	1,686 49
Westbrook.....	992 39	1,020 07	2,012 46
Wilton Trust & Banking.....	16 40	235 72	252 12
	\$60,815 47	\$63,330 46	\$124,145 93

* \$40.62 abated under Section 12, Chapter 8, Revised Statutes, as amended by Chapter 218, Public Laws, 1909.

TABLE No. 6.

Semi-Annual Tax Assessed on Loan and Building Associations for the Year 1912, as provided by Sec. 57 of Chap. 8, Revised Statutes, as Amended by Chap. 24, Public Laws of 1909.

NAME OF ASSOCIATION.	Tax on half year ending April 30.	Tax on half year ending October 31.	Total tax.
Auburn.....	\$8 05	\$9 06	\$17 11
Bar Harbor.....	8 04	-	8 04
Belfast.....	-	6 15	6 15
Brunswick.....	-	7 03	7 03
Bucksport.....	3 13	2 88	6 01
Casco.....	13 02	14 04	27 06
Cumberland.....	-	12 46	12 46
Deering.....	8 07	8 07	16 14
Dexter.....	70 53	51 11	121 64
Ellsworth.....	62 51	71 66	134 17
Falmouth.....	-	2 97	2 97
Forest City.....	4 22	2 50	6 72
Gardiner.....	3 62	1 05	4 67
Guilford.....	-	1 51	1 51
Hallowell.....	4 42	6 21	10 63
Homestead.....	3 74	4 44	8 18
Kennebunk.....	3 96	1 03	4 99
Lewiston.....	2 84	3 69	6 53
Madison.....	2 00	-	2 00
Maine.....	5 12	5 95	11 07
Mechanic Falls.....	3 92	3 88	7 80
Mechanics.....	3 86	-	3 86
Old Town.....	1 94	-	1 94
Penobscot.....	5 00	1 86	6 86
Piscataquis.....	1 66	-	1 66
Rockland.....	1 18	-	1 18
Sanford.....	45 00	90 15	135 15
South Portland.....	-	8 43	8 43
Waldoboro.....	2 04	1 90	3 94
Waterville.....	7 15	8 44	15 59
Wiscasset.....	10	-	10
	\$275 12	\$326 47	\$601 59

TABLE No. 7.

Tax Assessed on Railroad Companies for the Year 1912, as Provided by Secs. 25, 26, 27 of Chap. 8, Revised Statutes, as Amended by Chap. 168, Public Laws of 1907, Chap. 81 Public Laws of 1909 and Chap. 168 Public Laws of 1911.

NAME OF RAILROAD.	Tax.
Bangor & Aroostook	\$85,486 21
Boston & Maine	170,819 64
Bridgton & Saco River	641 72
Georges Valley	98 94
Grand Trunk	47,162 38
Kennebec Central	210 58
Lime Rock	2,249 37
Maine Central	405,989 13
Monson	97 81
Sandy River & Rangeley Lakes	765 86
Sebasticook & Moosehead	34 81
Sebasticook & Moosehead	320 87
Somerset	6,804 43
The Canadian Pacific	111,144 54
Washington County	9,574 35
Wiscasset, Waterville & Farmington	328 38
York Harbor & Beach	1,075 49
Aroostook Valley	214 77
Atlantic Shore Line	1,492 32
Atlantic Shore	625 80
Bangor Railway & Electric	4,337 90
Benton & Fairfield	90 30
Biddeford & Saco	1,396 83
Calais Street Railway	82 19
Calais Street Railway Company	30 61
Fairfield & Shawmut	30 55
Fryeburg Horse	1 13
Lewiston, Augusta & Waterville Street Railway	5,259 92
Norway & Paris Street Railway	130 50
Portland & Brunswick Street Railway	314 79
Portland Railroad Co.	27,686 46
Rockland, South Thomaston & St. George Railway	40 04
Rockland, Thomaston & Camden Railway	1,801 01
Somerset Traction Co.	112 56
Waterville & Fairfield Railway & Light Co.	1,460 66
Waterville & Oakland Street Railway	458 04
	\$888,370 89

TABLE No. 8.

Taxes Assessed on Telegraph Companies for the Year 1912, as Provided by Secs. 36, 37, 38, and 39 of Chap. 8, Revised Statutes, as Amended by Chap. 210, Public Laws of 1909, and Chap. 142, Public Laws of 1911.

NAME OF COMPANY.	Tax.
*Northern	\$613 24
Postal Telegraph Cable	973 32
Western Union	4,907 78
	\$6,494 34

* \$306.17 abated under Section 12, Chapter 8, Revised Statutes, as amended by Chapter 213, Public Laws of 1909.

TABLE No. 9.

Tax Assessed on Telephone Companies for the Year 1912, as Provided by Secs. 36, 37, 38 and 39 of Chap. 8, Revised Statutes, as Amended by Chap. 210, Public Laws of 1909, and Chap. 142, Public Laws of 1911.

NAME OF COMPANY.	Tax.
Aroostook Telegraph and Telephone.....	\$3,190 32
Brownville.....	15 70
Cambridge.....	20 94
Centre Lincolnville.....	30 89
China.....	44 13
Cumberland.....	347 39
Eastern Telegraph & Telephone.....	603 92
Forest Telegraph & Telephone.....	51 53
Fort Kent.....	52 46
Half Moon.....	13 99
Hartland & St. Albans.....	56 84
Hebron's Home.....	23 03
Independent Telegraph & Telephone Company of Lovell.....	18 80
Katahdin Farmers.....	243 82
Knox Telegraph & Telephone.....	1,505 33
Lewiston, Greene & Monmouth.....	113 08
Liberty & Belfast Telegraph & Telephone.....	40 79
Maine Telegraph & Telephone.....	2,632 14
Milo.....	54 27
Monroe & Brooks.....	28 13
Moosehead.....	136 86
Mount Vernon.....	23 61
New England Telegraph & Telephone.....	73,083 61
New Sharon & Norridgewock.....	36 51
North Penobscot.....	25 00
Ossipee Valley Telegraph & Telephone.....	273 35
Oxford County Telegraph & Telephone.....	94 93
Pine Tree Telegraph & Telephone.....	44 07
Plymouth.....	25 00
Poland.....	108 47
Somerset Farmers' Co-operative.....	141 15
Standish.....	59 39
The Nash.....	82 06
Union River.....	17 19
Unity.....	96 09
Waldo.....	598 01
Waldo & Penobscot.....	36 37
West Appleton.....	15 40
West Penobscot Telegraph & Telephone.....	97 31
	\$84,081 88

TABLE No. 10.

Tax Assessed on Express Companies for the Year 1912, as Provided by Sec. 42 of Chap. 8, Revised Statutes, as Amended by Chap. 167 Public Laws of 1907 and Chap. 152 of Public Laws of 1909, and Chap. 115, Public Laws of 1911.

NAME OF COMPANY.	Tax.
*American	\$25,994 76
Boston & Lewiston	40 55
Canadian	1,408 10
Higgins	6 00
Homers	18 40
Hoyt-Tarbox	538 42
Jellison's	4 00
Prince's	53 19
Ray's	24 50
Sawyer's	76 40
Skillings	42 00
Traders	61 19
Western	106 75
	\$28,374 26

* \$6,498.69 abated by Council Order.

TABLE No. 11.

Tax Assessed on Insurance Companies for the Year 1912, as Provided by Secs. 48, 49 and 50 of Chapter 8, Revised Statutes as Amended by Chapter 114, Public Laws of 1909.

MAINE STOCK MARINE COMPANIES.

NAME OF COMPANY.	Location.	Tax.
Merchants.....	Bangor, Me.....	\$1,180 59
Union.....	Bangor, Me.....	1,639 79
		\$2,820 38

STOCK-FIRE AND MARINE COMPANIES OF OTHER STATES.

Aetna.....	Hartford, Conn.....	\$2,825 71
Agricultural.....	Watertown, N. Y.....	332 67
Alliance.....	Philadelphia, Penn.....	450 41
American.....	Newark, N. J.....	329 60
American Central.....	St. Louis, Mo.....	481 19
American Druggists.....	Cincinnati, Ohio.....	25 09
Boston.....	Boston, Mass.....	1,270 98
Caledonian-American.....	New York, N. Y.....	4 19
*Capital.....	Concord, N. H.....	258 92
Central National.....	Chicago, Ill.....	247 28
Citizens.....	St. Louis, Mo.....	238 03
City of New York.....	New York, N. Y.....	139 66
Columbia.....	Jersey City, N. J.....	50 57
Commerce.....	Albany, N. Y.....	126 54
Commercial Union.....	New York, N. Y.....	39 19
Commonwealth.....	New York, N. Y.....	201 25
Connecticut.....	Hartford, Conn.....	636 68
Continental.....	New York, N. Y.....	1,386 24
Delaware.....	Philadelphia, Penn.....	228 36
Detroit.....	Detroit, Mich.....	9 70
Dutchess.....	Poughkeepsie, N. Y.....	145 70
Equitable.....	Providence, R. I.....	368 62
Federal.....	Jersey City, N. J.....	37 88
Fidelity-Phenix.....	New York, N. Y.....	923 46
Fire Association.....	Philadelphia, Penn.....	1,349 64
Fireman's Fund.....	San Francisco, Cal.....	763 73
Firemens.....	Newark, N. J.....	732 56
Franklin.....	Philadelphia, Penn.....	496 19
German Alliance.....	New York, N. Y.....	68 28
German American.....	New York, N. Y.....	1,398 52
Germania.....	New York, N. Y.....	289 44
Glens Falls.....	Glens Falls, N. Y.....	173 92
Granite State.....	Portsmouth, N. H.....	1,688 62
Hanover.....	New York, N. Y.....	350 29
Hartford.....	Hartford, Conn.....	2,642 49
Home.....	New York, N. Y.....	2,565 91
Insurance Co. of North America.....	Philadelphia, Penn.....	2,983 47
Insurance Co. of State of Pennsylvania.....	Philadelphia, Penn.....	653 01
Massachusetts.....	Boston, Mass.....	157 10
Mercantile.....	Boston, Mass.....	195 50
National.....	Hartford, Conn.....	1,096 68
National Union.....	Pittsburg, Pa.....	150 58
Newark.....	Newark, N. J.....	161 18
New Hampshire.....	Manchester, N. H.....	1,098 43
Niagara.....	New York, N. Y.....	678 95
North British & Mercantile.....	New York, N. Y.....	114 40
Old Colony.....	Boston, Mass.....	277 57
Orient.....	Hartford, Conn.....	450 26
Pelican.....	New York, N. Y.....	9 60
Pennsylvania.....	Philadelphia, Penn.....	625 71
Peoples.....	Wilmington, Del.....	176 91
Phoenix.....	Hartford, Conn.....	1,754 54

* Unpaid.

TABLE No. 11.

Taxes on Insurance Companies—Continued.

STOCK-FIRE AND MARINE COMPANIES OF OTHER STATES—CONCLUDED.

NAME OF COMPANY.	Location.	Tax.
Providence Washington	Providence, R. I.	1,464 45
Queen	New York, N. Y.	687 36
Reliance	Philadelphia, Penn.	107 83
Security	New Haven, Conn.	253 34
Springfield	Springfield, Mass.	1,130 08
Standard	Hartford, Conn.	156 35
St. Paul	St. Paul, Minn.	605 25
Subscribers at U. S. "Lloyds"	New York, N. Y.	150 84
United Firemen's	Philadelphia, Penn.	110 07
Westchester	New York, N. Y.	407 10
Western	Pittsburgh, Penn.	80 10
Williamsburg City	Brooklyn, N. Y.	154 98
		\$39,169 15

MUTUAL FIRE COMPANIES OF OTHER STATES.

Central Manufacturers	Van Wert, Ohio	\$40 08
Holyoke	Salem, Mass.	508 56
Lumber	Boston, Mass.	65 87
Middlesex	Concord, Mass.	343 78
Pennsylvania Lumbermens	Philadelphia, Penn.	77 11
Providence	Providence, R. I.	79 98
Quincy	Quincy, Mass.	492 63
Traders & Mechanics	Lowell, Mass.	406 00
Vermont	Montpelier, Vt.	675 30
Worcester	Worcester, Mass.	39 48
		\$2,728 79

FIRE AND MARINE COMPANIES OF FOREIGN COUNTRIES.

Aachen & Munich	Aix-la-Chapelle, Ger.	\$87 04
Atlas Assurance, Ltd.	London, England	316 55
British America Assurance	Toronto, Canada	184 56
Caledonian	Edinburgh, Scotland	306 71
Commercial Union Assurance	London, England	777 65
Hamburg Bremen	Hamburg, Germany	655 20
Liverpool, London & Globe, Ltd.	Liverpool, England	1,803 81
London Assurance Corporation	London, England	498 90
London & Lancashire	Liverpool, England	622 87
Mannheim	Mannheim, Germany	172 79
North British & Mercantile	London, England	1,091.64
Northern Assurance Ltd.	London, England	445 98
Northern	Moscow, Russia	20 88
Norwich Union Ltd.	London, England	399.37
Palatine Ltd.	London, England	187 56
Phoenix Assurance Ltd.	London, England	263.19
Prussian National	Stettin, Germany	163.00
Royal Exchange Assurance	London, England	291 79
Royal Ltd.	Liverpool, England	1,363 00
Scottish Union and National	Edinburgh, Scotland	400 77
State Assurance Ltd.	Liverpool, England	21 95
Sun Insurance Office	London, England	420 48
Union Marine Ltd.	Liverpool, England	2 18
Moscow	Moscow, Russia	7.85
Western Assurance	Toronto, Canada	3,369 34
		\$10,869 06

TABLE No. 11.

Taxes on Insurance Companies—Continued.

LIFE INSURANCE COMPANY OF MAINE.

NAME OF COMPANY.	Location.	Tax.
Union Mutual.....	Portland, Maine.....	\$13,786 61

LIFE INSURANCE COMPANIES OF OTHER STATES.

Aetna.....	Hartford, Conn.....	\$901 91
Columbian National.....	Boston, Mass.....	87 08
Connecticut General.....	Hartford, Conn.....	357 58
Connecticut Mutual.....	Hartford, Conn.....	2,019 06
Equitable.....	New York, N. Y.....	5,951 90
Fidelity Mutual.....	Philadelphia, Penn.....	606 42
Home.....	New York, N. Y.....	590 35
John Hancock.....	Boston, Mass.....	222 91
Massachusetts.....	Springfield, Mass.....	2,289 97
Metropolitan.....	New York, N. Y.....	11,792 72
Mutual Life.....	New York, N. Y.....	6,391 10
Mutual Benefit.....	Newark, N. J.....	3,474 68
National.....	Montpelier, Vt.....	1,469 56
New England Mutual.....	Boston, Mass.....	2,836 08
New York.....	New York, N. Y.....	4,792 38
Northwestern.....	Milwaukee, Wis.....	4,384 87
Penn.....	Philadelphia, Penn.....	4,091 84
Phoenix.....	Hartford, Conn.....	661 63
Provident Life & Trust.....	Philadelphia, Penn.....	2,634 38
Prudential.....	Newark, N. J.....	4,193 34
Reliance.....	Pittsburgh, Penn.....	4 78
Security.....	Binghamton, N. Y.....	170 06
Travelers.....	Hartford, Conn.....	1,149 67
Union Central.....	Cincinnati, Ohio.....	510 37
United States.....	New York, N. Y.....	27 40
		\$61,612 04

MAINE MISCELLANEOUS COMPANIES.

Augusta Mutual Plate Glass.....	Augusta.....	\$48 04
Maine.....	Portland.....	382 55
		\$430 59

MISCELLANEOUS COMPANIES OF OTHER STATES.

Aetna Accident and Liability.....	Hartford, Conn.....	\$17 78
Aetna Life (Accident Department).....	Hartford, Conn.....	591 44
American Bonding Co.....	Baltimore, Md.....	66 37
American Credit Indemnity.....	New York, N. Y.....	64 35
American Surety.....	New York, N. Y.....	92 40
Bankers Surety.....	Baltimore, Md.....	7 35
Brotherhood Accident.....	Boston, Mass.....	17 14
Casualty Co. of America.....	New York, N. Y.....	773 90
Columbian National (Accident Dept.).....	Boston, Mass.....	935 52
Continental Casualty.....	Hammond, Ind.....	303 07
Empire State Surety.....	Brooklyn, N. Y.....	14 25
Employers Liability Assurance Corp., Ltd.....	London, England.....	961 22
Equitable Accident.....	Boston, Mass.....	195 05
Federal Casualty.....	Detroit, Mich.....	68 78
Fidelity & Casualty.....	New York, N. Y.....	695 55
Fidelity & Deposit.....	Baltimore, Md.....	125 95

TABLE No. 11.

Taxes on Insurance Companies—Continued.

MISCELLANEOUS COMPANIES OF OTHER STATES—CONCLUDED.

NAME OF COMPANY.	Location.	Tax.
Frankfort, Marine Accident & Plate Glass General Accident, Fire & Life Assurance Corporation, Ltd.	Frankfort on the Main, Ger.	\$61 99
Great Eastern Casualty	Perth, Scotland	258 53
Hartford Steam Boiler Inspection & Insurance	New York, N. Y.	86 52
Inter Ocean Life & Casualty	Hartford, Conn.	137 54
Lloyds Plate Glass	Indianapolis, Ind.	65 06
London & Lancashire Guarantee & Accident.	New York, N. Y.	36 10
London Guarantee & Accident Co., Ltd.	Toronto, Canada	25
Loyal Protective.	London, England	86 69
Maryland Casualty	Boston, Mass.	1,089 85
Masonic Protective Association	Baltimore, Md.	430 36
Massachusetts Accident	Worcester, Mass.	57
Massachusetts Bonding & Insurance Co	Boston, Mass.	410 41
Metropolitan Casualty	Boston, Mass.	89 83
National Casualty	New York, N. Y.	35 70
National Surety	Detroit, Mich.	55 30
New Amsterdam Casualty	New York, N. Y.	154 67
New England Casualty	New York, N. Y.	14 78
New York Plate Glass	Boston, Mass.	7 98
No. American Accident.	New York, N. Y.	20 28
Ocean Accident & Guarantee Corp., Ltd	Chicago, Ill.	40 11
Peerless Casualty	London, England	68 65
Preferred Accident	Keene, N. H.	435 46
Ridgely Protective Association	New York, N. Y.	152 86
Royal Indemnity	Worcester, Mass.	178 43
Standard Accident	New York, N. Y.	17 71
Title Guarantee & Surety	Detroit, Mich.	298 26
Travelers Indemnity	Scranton, Pa.	12 55
Travelers Insurance (Accident Dept.)	Hartford, Conn.	40 44
United States Casualty	Hartford, Conn.	1,196 68
United States Fidelity & Guarantee	New York, N. Y.	129 89
United States Health & Accident	Baltimore, Md.	128 45
	Saginaw, Mich.	323 95
		\$10,995 97

MAINE ASSESSMENT COMPANIES.

Fraternities Health & Accident	Richmond	\$944 39
Prudential Health & Accident	Bingham	81 86
Sagamore Health & Accident	Sanford	478 65
		\$1,504 90

ASSESSMENT COMPANIES OF OTHER STATES.

Eastern Casualty	Boston, Mass.	\$196 02
Masonic Mutual Accident	Springfield, Mass.	141 34
		\$337 36

MAINE MUTUAL FIRE COMPANIES.

Aroostook County Patrons Mutual	Houlton	\$3 47
Aroostook Mutual	Presque Isle	114 76
Boothbay Mutual	Boothbay	48
Citizens Mutual	Bristol	31

TABLE No. 11.

Taxes on Insurance Companies—Continued.

MAINE MUTUAL FIRE COMPANIES—CONCLUDED.

NAME OF COMPANY.	Location.	Tax.
Dirigo Mutual.....	Gorham.....	122 49
Edgecomb Mutual.....	Edgecomb.....	11
Equitable Mutual.....	Richmond.....	7 32
Falmouth Mutual.....	Falmouth.....	2 53
Freeport & Yarmouth Mutual.....	Freeport.....	06
Gardiner & Richmond Mutual.....	Gardiner.....	29
Gray & New Gloucester Mutual.....	New Gloucester.....	37
Hampden Mutual.....	Hampden.....	3 60
*Hancock Mutual.....	Bar Harbor.....	113 75
Harpswell Mutual.....	Harpswell.....	1 08
Harrison Mutual.....	Harrison.....	22 82
Homestead Mutual.....	Portland.....	130 12
Jay Mutual.....	Jay.....	6 41
Litchfield Mutual.....	Litchfield.....	56
Lovell Mutual.....	Lovell.....	13
Madawaska Mutual.....	Van Buren.....	1 12
Maine Farmers Mutual.....	Lisbon Falls.....	19 61
Mercantile Manufacturers Mutual.....	Portland.....	445 98
Mutual.....	Saco.....	39 13
Narragansett Mutual.....	Gorham.....	44 41
Northern Maine Patrons Mutual.....	Presque Isle.....	30
Oxford County Patrons of Husbandry Mutual.....	So. Paris.....	14 69
Patrons Androscoggin Mutual.....	Auburn.....	1 72
Pine Tree State Mutual.....	Sabattus.....	25 74
Pittston & Whitefield Mutual.....	Pittston.....	5 75
Warren Farmers Mutual.....	Warren.....	74
West Bangor & Hermon Mutual.....	Hermon.....	1 40
West Gardiner Mutual.....	West Gardiner.....	33
Wilton Mutual.....	Wilton.....	1 05
Windham Mutual.....	Windham.....	08
		\$1,132 71

*Unpaid.

RECAPITULATION:

Maine Stock Marine Companies.....	\$2,820 38
Stock, Fire & Marine Companies of Other States.....	39,169 15
Mutual Fire Companies of Other States.....	2,728 79
Fire and Marine Companies of Foreign Countries.....	10,869 06
Life Insurance Companies of Maine.....	13,786 61
Life Insurance Companies of Other States.....	61,612 04
Maine Miscellaneous Companies.....	430 59
Miscellaneous Companies of Other States.....	10,995 97
Maine Assessment Companies.....	1,504 90
Assessment Companies of Other States.....	337 36
Maine Mutual Fire Companies.....	1,132 71
	\$145,387 56

TABLE No. 12.

Inheritance Taxes Assessed and Paid Into the Treasury During the Year 1912, as Provided by Chap. 8, Revised Statutes, as Amended by Chap. 124, Public Laws 1905, 186 and 187 Public Laws 1909 and Chap. 163 Public Laws 1911.

NAME OF ESTATE.	Amount of tax.	NAME OF ESTATE.	Amount of tax.
ANDROSCOGGIN COUNTY.			
Caroline Farnsworth.....	\$57 60	Sarah T. Dunn.....	\$298 90
Nathan Mortimer.....	25 08	Fred D. Ellis.....	418 15
Mary J. Elder.....	18 98	George W. Hammond.....	582 43
William P. Frye.....	322 48	Alice M. True.....	761 63
Nancy M. Hill.....	67 41	Robert A. McClutchy.....	98 90
Mary Jane Jordan.....	15 44	John H. Cook.....	37 34
Martha Ellen Pitman.....	71 86	Addie A. Evans.....	103 62
Mary J. Maxwell.....	5 00	John H. Carroll.....	1,496 86
Fred A. Hall.....	8 46	Sarah F. Lamb.....	9 48
Emma I. Fassett.....	241 60	Edwin F. Vose.....	189 99
Mary N. Haskell.....	212 73	Perez T. Griffin.....	184 86
Achsa H. Pullen.....	188 40	Samuel D. Warren.....	10,759 20
Delia H. Merrill.....	185 67	Erving Libby.....	23 55
William J. Burnham.....	45 17	Edward H. Daveis.....	404 39
Eliza Ann Milliken.....	47 70	Susan B. Morrill.....	199 46
Alfred J. S. Keene.....	70 91	Clara F. Thompson.....	52 50
Willard M. Temple.....	2,192 00	Alice E. Howe.....	55 90
Lizzie P. Phillips.....	12 87	Inez A. Blanchard.....	842 28
David R. Everett.....	5 08	Fannie E. Soule.....	357 07
Alson Lothrop.....	55 64	Elizabeth Doherty.....	406 54
Vilo C. Swett.....	206 17	James M. Bates.....	64 02
Hester A. Smart.....	4 00	William W. Brown.....	38,068 24
George L. Peaslee.....	20 83	Edward E. Babb.....	106 78
James Munroe.....	5,317 34	Louisa H. Bunce.....	51 50
Abbie W. Hackett.....	317 20	Mary A. Breen.....	6 77
Aubrey Leavitt.....	24 92	Huldah A. Lemont.....	35 82
Willard Linscott.....	231 96	John S. Leavitt.....	291 11
Samuel K. Goff.....	39 15	Sophronia W. Dewey.....	98 71
John Barlow.....	23 00	Alice J. Winslow.....	1,044 06
Ebenezer S. Bonney.....	43 00	Eliza J. Woodman.....	92 73
Lydia J. Fuller.....	2 32	Cyrus Leavitt.....	506 01
Stephen C. Alden.....	19 17	Pierre L. Laughlin.....	131 03
Olive Prince.....	55 00	William F. Mayberry.....	93 36
Sarah Shaw.....	90 96	Ellen M. Kneeland.....	16 71
Davis V. Bailey.....	29 30	Ira R. Vining.....	29 44
Jacob M. Shaw.....	582 50	Annie E. Forster.....	1,086 98
Emeline S. Holland.....	21 38	William N. Mann.....	439 48
Sophia J. Burrill.....	87 30	Mary N. Meserve.....	1,241 76
John Atkinson.....	479 62	John W. Minott.....	1,577 62
Fater E. Bradley.....	69 55	Sarah J. Blanchard.....	2,699 15
		Mary E. W. Farrington.....	16,261 30
		Edwin E. Pitcher.....	945 36
		Margaret A. Leach.....	61 99
	\$11,514 75	Algernon H. Pratt.....	363 04
		Charles W. Richardson.....	188 80
AROOSTOOK COUNTY.			
Delmer E. Edwards.....	\$204 51	William A. Wheeler.....	5,507 00
Amanda L. Mayberry.....	2 17	Franklin R. Barrett.....	2,999 22
Nathaniel Bartlett.....	135 60	Caroline A. Richards.....	41 00
John C. Seely.....	25 15	Millard F. Jewell.....	74 00
Harriet S. Whittier.....	450 00	James A. Bain.....	153 33
		Alpheus Griffin.....	29 93
		Frederick A. Turner.....	695 34
	\$817 43	Ann McGowan.....	118 37
		Patrick Conley.....	112 87
		Mary Kilmartin.....	38 00
		John Moulton.....	359 01
		John A. Smith.....	573 96
		Hannah L. Fluent.....	45 74
CUMBERLAND COUNTY.			
Joseph Sumner Hamlen.....	\$18 70	John C. Preston.....	94 69
Edward H. Trickey.....	190 62	Louisa M. Cutts.....	59 69
Adelaide A. Stevens.....	222 22	Frances C. Prince.....	64 56
Hanson S. Clay.....	1,096 28	Helen M. Newton.....	183 65
Henry W. Cartret.....	108 42	Mary J. Littlejohn.....	20 79
Ira S. Locke.....	552 15	Emeline Burnham.....	346 02
Frederick A. Turner.....	136 50	Elizabeth A. Richardson.....	145 34
Elizabeth M. Woodbury.....	224 54		

TABLE No. 12.

Taxes on Collateral Inheritance—Continued.

NAME OF ESTATE.	Amount of tax.	NAME OF ESTATE.	Amount of tax.
Olive F. Perry	\$34 34	Kate S. Emery	\$791 60
Lillie G. Getchell	321 05	Ezekiel E. Upham	69 07
Elizabeth Ross	80 56	Helen A. Farnsworth	335 98
Caroline Jones	590 65	Mary A. Brown	12 65
Franklin W. Stockman	370 10	Granville E. Carleton	180 00
John L. Emery	612 54	D. S. Jones	66 17
Henrietta W. Mayberry	1,008 58	Marcellus T. Jameson	71 90
Augusta B. Verrill	183 60	Henry Jenkins	23 00
		Julia C. Graves	23 95
	\$99,233 18		\$3,263 65
FRANKLIN COUNTY.		LINCOLN COUNTY.	
Sarah C. B. Ramsdell	\$764 00	Mary J. Baker	\$1,955 52
Charles H. Neal	80 32	Arabella K. Dodge	1,730 24
	\$844 32	Harriet Bailey	13 51
			\$3,699 27
HANCOCK COUNTY.		OXFORD COUNTY.	
Samuel C. Leslie, Jr.	\$364 34	Daniel D. Carleton	\$347 21
John J. Emery	7,980 00	Elisha C. Burnell	11 41
Mary A. Franklin	4 65	Frederick Hutchinson	171 26
Martha J. Sumner	128 70	Catherine A. Mason	251 79
Jane R. Witherle	493 87	Kimball N. Prince	162 50
Edmund H. Pendleton	85 00	Edwin C. Rowe	1,533 76
Frank T. Howard	284 50	Helen M. Child	142 11
Luman Warren	1,726 55	George F. Littlehale	339 00
Arthur A. Burnham	230 87	Jane W. Weston	390 45
	\$11,298 48	Walter C. Brown	321 14
KENNEBEC COUNTY.		George B. Hannaford	314 52
Elizabeth G. Cushing	\$40 00	Joseph A. Holt	144 51
Fred S. Thorne	4,100 00	Caroline H. Knight	135 46
Fred B. Dingly	280 00	Mellen A. Virgin	254 04
Adelia S. Stevens	75 00	Emma S. Lary	25 91
Sarah C. Manchester	220 00	Alex Turgeon	61 16
Virginia Williamson	640 00	Clementia Abbott	60 94
Julia S. Bradstreet	210 00	John Hapgood	434 83
Hannah F. Foster	150 00	Frank G. Nichols	97 49
Sarah E. Sampson	20 00	Stephen H. Cummings	80 78
George Tarbox	25 00	Florence M. Stanley	50 45
Jacob M. Stevens	110 00	*Sarah A. Penley	43 21
Jennie A. Philbrook	450 00	Allan McLeod	348 25
Austin D. Knight	530 00	James M. Seavey	298 44
Hiram Lawrence	70 00	Mary E. Plummer	100 52
Jas. H. Goodwin	130 00		\$6,119 14
N. R. Wellington	15 00	*\$24.00 amount refunded	Dec. 23, 1912
Mary P. Blish	280 00	PENOBSCOT COUNTY.	
Ellen F. Hastings	35 00	Charles J. Shaw	\$25 00
Henry Boynton	390 00	Franklin A. Wilson	4,611 44
Wesley Atkins	64 00	Sarah F. Russ	309 24
Louis Tolle	50 00	Moses Giddings	2,156 33
Frank W. Hale	156 00	John H. Higgins	363 10
Lizzie C. Colburn	115 00	George William Pickering	212 46
	\$8,155 00	Sarah J. Winnie	93 44
KNOX COUNTY.		Forest Morse	9 32
Joshua Adams	\$670 50	Hattie L. Vaughan	338 28
George W. Carle	302 45	Anna M. Getchell	76
Elizabeth A. Copeland	202 42	John McCarthy	153 41
Richard D. Rawson	183 00	Agnes E. Smith	34 73
Mary S. Williams	114 52	Sarah C. Barker	647 94
Marion Paine	71 81	James B. Mullen	1,214 60
Susan F. Colson	58 93	William A. Carter	86 90
Inez M. Hall	85 70	Anna P. Peabody	56,425 38
		Frank P. Abbott	66 69

TABLE No. 12.
Taxes on Collateral Inheritance—Continued.

NAME OF ESTATE.	Amount of tax.	NAME OF ESTATE.	Amount of tax.
Hannah P. Smith.....	\$197 86	WASHINGTON COUNTY.	
George L. Moor.....	320 83	Eunice A. Pratt.....	\$198 55
Charles Hamlin.....	323 78	Henry C. Bucknam.....	52 14
Paul A. Battles.....	1,254 61	Joseph A. Coffin.....	1,059 86
Julia A. Holyoke.....	25 94	Lucretia O. Lincoln.....	66 92
Mary S. Goodell.....	46 38	Sarah Catherine Ellis.....	214 42
Alice B. Barker.....	168 04		
Charles J. McLeod.....	240 95		
	\$69,327 41		\$1,591 89
PISCATAQUIS COUNTY.		YORK COUNTY.	
Adelaide S. Chase.....	\$812 83	Almira S. Cole.....	\$246 50
Ellen S. Gifford.....	1,140 20	Horace G. Langdon.....	113 50
David R. Campbell.....	12,415 68	Frank A. Ross.....	101 84
Oliver Crocker Stevens.....	152 95	Michael Hussey.....	1,042 24
Albion Carr.....	88 55	Lucinda D. Hanson.....	51 25
	\$14,610 21	Mary A. Cressey.....	105 60
SAGADAHOC COUNTY.		Mary E. Littlefield.....	48 00
Veturia Manson.....	\$129 78	Marion R. Lord.....	5,432 96
Charles C. Crosby.....	129 22	Martha A. Butler.....	66 75
Charles E. Patten.....	871 83	Louisa Stacy.....	45 08
Ella F. Foster.....	73 17	Sarah E. Chapman.....	348 60
Emma J. Maxwell.....	257 37	Harriet L. Came.....	159 54
Frances M. Hawthorne.....	272 06	Myra S. Young.....	56 00
Sarah J. Snowman.....	22 25	Stephen Googins.....	233 13
	\$1,755 68	Susan G. Banks.....	781 83
SOMERSET COUNTY.		Madeline M. Carman.....	188 06
Mary Jane Flood.....	\$123 81	John Kerwin.....	78 00
William H. Adams.....	127 65	Susan P. Trickey.....	25 51
Samuel Heald.....	13 20	Fannie V. Rice.....	17 12
Amanda M. Thompson.....	135 04	William Parker.....	80 40
Henrietta S. Webb.....	8 58	Julia M. Tripp.....	23 36
Warren Foss.....	24 00	Georgie S. Guptill.....	328 60
Ellen M. Leighton.....	65 97	Lydia A. Hight.....	46 89
Helen S. Coburn.....	2,811 00	Emily A. Milliken.....	32 10
Abbie C. Allen.....	56 00	William P. Hamilton.....	60 38
Margaret A. Prescott.....	748 49	Mary J. Kimball.....	117 38
Hiram Moore.....	328 39	Trafton Hatch.....	438 37
Chas. Stackpole.....	23 18	Elizabeth A. D. Clark.....	38 00
Clara J. Vosmus.....	14 78	Ether S. Tarbox.....	404 50
Lawrence Williams.....	286 05	Mary Littlefield.....	18
George H. Hunter.....	81 85	Eunice Gooch.....	12 41
Lizzie M. Page.....	1,780 24	Fred A. Huntress.....	2 99
Nellie M. Taylor.....	205 68	Margaret Donovan.....	723 14
	\$6,833 91	Sarah E. Moulton.....	190 60
WALDO COUNTY.		Mary A. Walker.....	439 82
Emma L. Ellis.....	\$39 70	Simon Towle.....	206 20
Abbie M. Caldwell.....	89 52	David Woodard.....	2 06
Henry Staples.....	159 60	Albert B. Seavey.....	65 69
William D. Elliott.....	150 75	Mary A. Dorman.....	769 94
Leonora Faustena Hicks Loso.....	75 99	John R. Haley.....	293 49
Hannah T. Pendleton.....	787 93	Jennie M. Smith.....	25 00
Maria D. Dean.....	579 65	Susan H. Littlefield.....	98 68
Mary E. Brooks.....	1,397 34	Levi Allen.....	118 78
Penina S. Ellis.....	46 60	George Sylvester.....	11 55
Fred G. White.....	288 00	William F. Hodgdon.....	2 46
Robert Burgess.....	185 24	Clara A. Clough.....	100 99
	\$3,800 32	Henrietta Morrill.....	90 82
		Frank H. Littlefield.....	98 25
		Lydia A. Fitts.....	168 20
		Sarah J. Wadsworth.....	92 00
		Susan H. Shannon.....	249 96
		Wm. P. Wesselhoeft.....	86 25
		Albert H. Gilman.....	3,933 53
			\$18,494 48

TABLE No. 12.
Taxes on Collateral Inheritance—Continued.

NAME OF ESTATE.	Amount of tax.	NAME OF ESTATE.	Amount of tax.
FOREIGN ESTATES.			
Helen C. Wood, Vt.	\$92 00	Sarah B. Fettyplace, Mass. . . .	\$37 80
George P. Abbott, N. H.	16 75	Clemence H. Crafts, N. Y. . . .	244.42
Edward Gagan, Mass.	20 00	Emily M. Fletcher, Mass.	60 00
William L. Taft, Mass.	300 00	Vinton Stacey Breed, Mass. . . .	14 00
Timothy P. Morrill, Mass. . . .	12 50	Rosanna Campbell, Mass.	4 50
Adelaide A. Reynolds, N. Y. . . .	386 24	Mary L. Greenwood, Mass. . . .	7 27
Flora I. Watts, Mass.	8 60	Clara Louise Blaisdell, N. H. . . .	4 50
William P. Wiggin, Mass.	25 00	Elvira L. Houghton, Mass. . . .	28 00
Susan W. Hilton, Mass.	38 59	Cornelius E. Clifford, N. H. . . .	2 00
Harriet S. Stevens, Mass. . . .	123 16	Adeline Andrews, Mass.	8 08
Abbie V. Winkley, N. H.	5 00	Ellen G. Whitmore, N. H. . . .	15 52
John W. Lane, Mass.	20 00	Caroline M. Barnard, Mass. . . .	20 25
Sarah E. Dodge, Mass.	8 83	Corinna Jewett, Mass.	6 36
George H. Dodge, Mass.	6 60	Elizabeth Savery, Mass.	20 40
Charles U. Cotting, Mass. . . .	1 72	Phebe M. Waldo, Mass.	48 28
John S. Wylie, Quebec. . . .	22 50	George Putnam, Mass.	18 00
Harriet E. Goodnow, Mass. . . .	164 01	Elbridge W. Fox, N. H.	18 00
Paul A. Merrill, Mass.	61 72	Wilford C. Wilson, Minn. . . .	13 00
Laura Duncan, England. . . .	920 05	Jacob Weidmann, N. J.	33 04
Ellen C. Deq. Woodbury, Dist. of Columbia.	396 72	Abby S. Ferguson, Mass. . . .	27 60
James C. Aiken, New York. . . .	81 00	Laura M. Moale, N. C.	1 00
Alfred M. Britton, Texas. . . .	20 00	Alice Marian Curtis, Mass. . . .	41 00
Augusta Norris de Payster, New Jersey.	29 60	Freeman C. Sherman, Conn. . . .	48 80
Marietta J. Roberts, Mass. . . .	140 24	Nathan Whitney, N. H.	11 30
Friederick Southworth, Mass. . . .	5 19	Abby B. Andrews, Mass. . . .	187 84
James M. Gullnac, N. J.	4 15	Clara I. Orcutt, Mass.	24 45
Adolph Wallach, N. Y.	53 00	Arthur E. Shattuck, Mass. . . .	64 00
Annie E. Noble, Mass.	44 20	Charles W. Potter, R. I.	4 65
Helen M. Sanborn, N. H.	15 00	Maria P. Coburn, Mass.	9 85
Caroline T. Bigelow, Mass. . . .	553 17	Trenor L. Park, N. Y.	2,373 10
Jeremiah Jones, N. H.	2 00	John S. Cronin, N. Y.	90 00
Henry E. Pierrepont, N. Y. . . .	2 00	Samuel Thompson, N. H. . . .	8 40
Caroline W. Train, Mass.	11 40	Horatio R. Bigelow, Dist. of Columbia.	11 80
Norris G. Gurnsey, N. H.	37 50	Martha Le B. Russell, Mass. . . .	7 73
Mary E. Thorndike, Mass.	133 14	Aaron Hammond, Mass.	51 45
Helen Purdy, France.	397 60	Thomas S. Pulsifer, N. H.	2 56
Abbie Martica Sawyer, N. H. . . .	15 30	Cyrus Lothrop, Mass.	620 48
Henry McFarland, N. H.	11 20	Fannie G. Heald, N. H.	83 70
Sophia W. Stone, Mass.	30 00	Sarah D. Fiske, Mass.	14 76
Emma T. Leonard, Mass.	47 51	Lorenzo B. Start, Mass.	11 60
Alice Tucker, Mass.	5 55	Mary J. Patterson, Mass. . . .	7 40
Sarah J. Chapman, N. H.	2 15	Elizabeth H. Pearson, Mass. . . .	72 00
*Walter Hubbard, Conn.	620 00	Gertrude W. Russell, Mass. . . .	68 60
Helen L. Green, Mass.	17 95	Edward M. Hadley, Mass. . . .	18 85
Charlotte S. Reynolds, Mass. . . .	2 60	Lavinia Murray, Cal.	1 20
Daniel Wheeler Swift, Mass. . . .	580 00	Anna M. Beale, Penn.	64 10
Julia E. H. Perkins, N. H.	62 32	Thomas A. Dugan, N. H.	87 08
Elizabeth H. Pearson, Mass. . . .	182 00	Anson S. Paine, N. H.	10 00
Caroline S. Shaw, Mass.	94 73	Clara Allen Toothaker, Mass. . . .	222 40
Charles S. Harper, Penn. . . .	7 00	Dean Andrews, Mass.	44 94
Louisa M. Gay, Mass.	5 50	Frances Clark, Penn.	200 00
Susan E. Gavett, Mass.	43 99	Sarah M. Bugbee, Conn.	11 50
Mary A. Irish, Mass.	1 05	Jennie Palmer Freeman, N.H. . . .	8 15
Mary L. Smith, Mass.	8 68	Henry D. Thayer, Mass.	8 97
John N. Lacey, Mass.	3 72	James S. Greene, Mass.	5 06
Charles A. Lieb, New York. . . .	41 47	Dr. W. G. Perry, N. H.	16 87
Eleanor Bailey, Vt.	23 75	Marilla A. Worcester, N. H. . . .	2 19
Jasper H. Lamson, Vt.	4 20	Hiram A. Tuttle, N. H.	54 50
James Earle Knox, N. Y.	82 50	May Mansfield, Conn.	1 90
Bela H. Warner, Mass.	667 60	Winslow Stetson, Mass.	64 00
Sarah T. Cary, Mass.	96 95	Adelaide A. Reynolds, N. Y. . . .	12 00
William Simpson, Mass.	29 95	Cora E. Canfield, Ohio.	4 00
Mary E. Bennett, Mass.	20 99	Uriel Adams, Mass.	24 00
Abby Jane Taylor, Mass.	176 50	Seth Adams Choate, Mass. . . .	33 22
		Susan A. P. Dickerman, N.H. . . .	11 76
		William H. Heywood, Mass. . . .	20 73

TABLE No. 12.
Taxes on Collateral Inheritance—Concluded.

NAME OF ESTATE.	Amount of tax.	NAME OF ESTATE.	Amount of tax.
Florence DeWolfe Sampson, Mass.	24 30	Jane Aiken Choate, N. H.	5 60
George P. Ide, N. Y.	60 00	Hannah H. Bly, Mass.	16 10
F. Marie Hough, Conn.	13 60	Isabella F. Fabyan, Mass.	62 72
Susan G. Clark, Mass.	145 00	Alice Lowe Hussey, R. I.	32 00
R. Dora Rood, Mass.	13 28	Elizabeth Winsor, Mass.	233 84
Isabella W. Talbot, Mass.	99 28	Albert F. Poor, Mass.	34 20
Michael Horn, N. Y.	53 32	Andrew C. Wheelwright, Mass.	219 87
Henry G. Guild, Mass.	222 90	John W. Kimball, Mass.	1 20
Esther M. Thompson, N. H.	4 60	Adeline A. Allen, Mass.	6 36
Harriet Proctor, Mass.	17 85	Abram B. Smith, Mass.	2 28
Dwight M. Collins, Mass.	24 00	Sarah F. Vose, R. I.	5 80
Herrmann F. A. Lange, Mass.	33 90	George H. Dane, N. H.	3 50
Elizabeth S. Brooks, Mass.	3 00	Mary F. Wheeler, Mass.	30 75
George W. Lanphear, R. I.	403 80	Ellen S. Reynolds, Mass.	2 94
Henry W. Putnam, Mass.	11 10	Seneca McNeil Keeler, Conn.	3 00
Matilda R. L. Bradford, N. Y.	9 75	Amory A. Lawrence, Mass.	14 34
Daniel E. Plummer, N. H.	21 34	Maria E. Farham, Mass.	23 65
Annie S. Freeman, Mass.	14 80	Joseph F. Hamlin, Mass.	30 00
Maria A. Vaughn, Mass.	23 60	Catherine M. Lamson, Mass.	46 80
George H. Dane, N. H.	33 72	Harriet R. Lee, Mass.	21 60
Alfred Hewins, Mass.	4 00	Louisa Bishop, Mass.	25 00
Annie R. Dore, N. H.	6 30	Donald MacKay, N. J.	40 30
Susan E. P. Forbes, Mass.	30 00	Ira A. Ransom, Mich.	2 50
Fanny Hall, Mass.	14 60	William Ward Rhodes, Mass.	50 40
George E. Davis, Mass.	16 11	Dominicus Hanson, N. H.	3 15
William A. Hardy, Mass.	19 38	James H. Prince, Mass.	32 50
Martha A. Seavey, N. H.	5 88		
Mary R. Bailey, Mass.	5 76		\$14,692 90

* \$620.00 amount refunded May 18, 1912.

RECAPITULATION BY COUNTIES.

NAME OF COUNTY.	Amount of tax.
Androscoggin.....	\$11,514 75
Aroostook.....	817 43
Cumberland.....	99,233 18
Franklin.....	844 32
Hancock.....	11,298 48
Kennebec.....	8,155 00
Knox.....	3,263 65
Lincoln.....	3,699 27
Oxford.....	6,119 14
Penobscot.....	69,327 41
Piscataquis.....	14,610 21
Sagadahoc.....	1,755 68
Somerset.....	6,833 91
Waldo.....	3,800 32
Washington.....	1,591 89
York.....	18,494 48
Foreign estates.....	14,692 90
	\$276,052 02

TABLE No. 13.

Statement of Railroad and Telegraph Tax Apportioned to the Several Cities, Towns and Plantations of the State for the Year 1912, as Provided by Secs. 24-36 of Chapter 8, of the Revised Statutes.

TOWNS.	Amount.	TOWNS.	Amount.
Acton.....	\$13 68	Dexter.....	111 43
Albion.....	2 64	Dixfield.....	20 00
Alfred.....	59 48	Dixmont.....	13 53
Amherst.....	96	Dover.....	471 15
Andover.....	2 50		
Anson.....	2 50	Eagle Lake.....	8 00
Appleton.....	11 55	East Livermore.....	344 37
Athens.....	2 44	Eastport.....	195 81
Auburn.....	1,992 79	Eden.....	31 55
Augusta.....	11,773 73	Eliot.....	43 86
Aurora.....	9 61	Ellsworth.....	969 95
		Exeter.....	66 95
Baldwin.....	50		
Bangor.....	54 642 56	Fairfield.....	303 03
Bath.....	5,003 83	Falmouth.....	158 00
Beddington.....	05	Farmington.....	23 16
Belfast.....	5,741 28	Farmington.....	682 61
Belgrade.....	9 00	Fort Fairfield.....	2 53
Belmont.....	1 12	Fort Kent.....	47 37
Berwick.....	2 82	Foxcroft.....	341 90
Bethel.....	72 00	Frankfort.....	14
Biddeford.....	538 57	Freedom.....	22 01
Blaine.....	17 10	Freeport.....	137 26
Bluehill.....	45 46	Fryeburg.....	83 57
Boothbay.....	85 00		
Boothbay Harbor.....	132 67	Gardiner.....	2,564 18
Bowdoinham.....	5 00	Garland.....	2 50
Brewer.....	296 00	Gilead.....	2 00
Bridgewater.....	22 16	Gorham.....	257 15
Bridgton.....	482 08	Greene.....	26 09
Bristol.....	41 22	Greenville.....	80 66
Brooklin.....	3 30	Guilford.....	51 85
Brooks.....	161 11		
Brownfield.....	1 13	Hallowell.....	195 58
Brownville.....	12 93	Hampden.....	97 02
Brunswick.....	848 22	Hancock.....	10
Buckfield.....	18 62	Harpwell.....	8 05
Bucksport.....	657 56	Harrison.....	57 83
Burnham.....	23 00	Hartford.....	1 42
Buxton.....	4 42	Hartland.....	16 40
		Hebron.....	15 85
Calais.....	990 88	Hiram.....	9 59
Cambridge.....	24 31	Hodgdon.....	1 63
Camden.....	36 18	Holden.....	32 75
Canaan.....	7 03	Hope.....	3 62
Canton.....	1 78	Houlton.....	685 00
Cape Elizabeth.....	51 72		
Caribou.....	7 29	Island Falls.....	238 50
Carmel.....	2 50	Islesboro.....	2 42
Carroll.....	8 65		
Castine.....	147 12	Jackson.....	8 02
Charleston.....	8 76	Jay.....	56
Chesterville.....	31	Jefferson.....	2 86
China.....	28 68	Jonesport.....	52 80
Clinton.....	15 01		
Columbia.....	13	Kennebunk.....	351 05
Corinna.....	143 36	Kennebunkport.....	177 70
Corinth.....	53 36	Kingman.....	2 78
Cornish.....	15 00	Kittery.....	12 98
Cumberland.....	29 51	Knox.....	14 21
Cushing.....	1 31		
		Leeds.....	5 47
Damariscotta.....	63 36	Lewiston.....	4,378 78
Denmark.....	1 88	Liberty.....	8 22
Detroit.....	1 42	Limerick.....	28 57

TABLE No. 13.
Statement of Railroad and Telegraph Tax—Concluded.

Towns.	Amount.	Towns.	Amount.
Limestone	45	Readfield	60 84
Limington	6 84	Richmond	1,011 62
Lincoln	14 82	Ripley	3 64
Lincolnton	14 11	Rockland	4,772 79
Linneus	8 43	Rockport	113 10
Lisbon	128 28	Rumford	14,405 25
Litchfield	110 92		
Livermore	1 01	Saco	3,135 18
Lovell	5 72	St. Albans	36 27
Lubec	15 21	St. George	20 47
		Sanford	40 40
Machias	243 55	Scarboro	95 75
Madison	53 57	Searsmont	19 15
Manchester	1 50	Searsport	88 53
Mariaville	1 57	Sedgwick	215 90
Mars Hill	6 69	Sherman	2 45
Masardis	4 46	Skowhegan	1,768 06
Mechanic Falls	42	Smithfield	54
Mercer	6 31	Smyrna	2 23
Mexico	4 94	Solon	72 50
Milo	3 78	Somerville	5 50
Minot	6 47	South Berwick	46 46
Monmouth	437 12	South Portland	9 00
Monroe	42 04	Springfield	143 89
Monson	05	Standish	64 58
Monticello	9 80	Steuben	61
Montville	7 57	Stockton Springs	17 40
Morrill	7 47	Stonington	61
Mt. Vernon	22 21	Strong	9 66
		Sullivan	04
Naples	17 39	Sumner	18 76
Newburgh	197 47	Swan's Island	61
Newcastle	63 34	Swanville	1 62
Newfield	2 54	Sweden	63
New Gloucester	936 44		
New Limerick	13 38	Thomaston	236 84
Newport	11 48	Thorndike	5 86
New Sharon	16	Topsham	148 62
Norridgewock	28 03	Troy	26 85
North Berwick	118 79	Turner	16 48
Northport	8 75	Union	20
Norway	148 26	Unity	81 29
No. 21 Plt., Hancock	61	Van Buren	30 00
No. 33 Plt.	66	Vassalboro	73 39
		Vinalhaven	338 36
Oakfield	45		
Oakland	63 06	Waldo	3 77
Old Orchard	73 24	Waldoboro	232 33
Old Town	100 61	Wales	17 75
Orland	57 49	Waltham	1 67
Orono	122 98	Warren	20 94
Orrington	17 50	Washington	06
Otisfield	15 20	Waterford	17 31
		Waterville	1,048 23
Paris	74 01	Wayne	41
Parkman	1 59	Webster	18 15
Parsonsfield	25 84	Wellington	12
Passadumkeag	6 00	Wells	57 14
Patten	32 44	Westbrook	69 71
Phillips	74 08	Wilton	03
Phippsburg	02	Winslow	40 00
Pittsfield	62 32	Winterport	263 53
Pittston	53	Winthrop	62 12
Plymouth	17 91	Wiscasset	87 62
Poland	167 27	Woodstock	1 30
Portland	49,837 46		
Prentiss	5 76	Yarmouth	27 30
Presque Isle	6 69	York	125 06
Randolph	23 74		
Raymond	31		
			\$180,610 15

TABLE No. 14.

Amounts Received During the Year 1912 for Dog Licenses, and Amounts Paid for Damage by Dogs or Wild Animals to Domestic Animals, as Provided by Chapter 222, Public Laws of 1909, as Amended by Chapter 40, Public Laws of 1911.

TOWNS.	Received for licenses on dogs.	Paid for damage by dogs.
Abbot.....	\$44 00	\$195 00
Abbot, 1910 deficiency.....	1 00	-
Acton.....	75 00	23 10
Addison.....	22 00	-
Albany.....	43 00	195 00
Albion.....	61 00	-
Alexander.....	32 00	4 00
Alexander, 1911 deficiency.....	1 00	-
Alfred.....	95 00	-
Alna.....	37 00	-
Alton.....	31 00	-
Amherst.....	23 00	-
Amity.....	27 00	-
Andover.....	42 00	8 50
Anson.....	132 00	50 25
Anson, 1910 deficiency.....	49 00	-
Appleton.....	68 00	5 00
Argyle.....	3 00	-
Arrowsic.....	20 00	-
Ashland.....	84 00	42 50
Athens.....	48 00	81 00
Atkinson.....	44 00	-
Atkinson, 1910 deficiency.....	1 00	-
Auburn.....	660 00	-
Augusta.....	243 00	47 00
Augusta, 1911.....	64 00	-
Aurora.....	11 00	20 00
Avon.....	28 00	-
Baileyville.....	52 00	-
Baileyville, 1910 deficiency.....	28 00	-
Baldwin.....	59 00	-
Bancroft.....	17 00	16 00
Bangor.....	965 00	115 50
Baring.....	12 00	12 00
Barnard Plantation.....	12 00	-
Bath.....	265 00	-
Beddington.....	4 00	-
Belfast.....	301 00	-
Belgrade.....	98 00	20 00
Belgrade, 1910 deficiency.....	4 00	-
Belmont.....	54 00	-
Benedicta.....	15 00	-
Benton.....	75 00	64 00
Berwick.....	174 00	21 00
Bethel.....	123 00	-
Bethel, 1910 deficiency.....	4 00	-
Biddeford.....	405 00	128 50
Bigelow Plantation.....	4 00	-
Bingham.....	28 00	-
Bingham, 1910 deficiency.....	2 00	-
Blaine.....	51 00	8 00
Blanchard.....	12 00	-
Blue Hill.....	53 00	27 00
Boothbay.....	56 00	25 00
Boothbay Harbor.....	53 00	-
Bowdoin.....	133 00	87 75
Bowdoinham.....	147 00	60 00
Bowerbank Plantation.....	7 00	-
Bradford.....	66 00	-
Bradley.....	50 00	-
Bremen.....	44 00	-
Brewer.....	281 00	-

TABLE No. 14.

Received for Dog Licenses and Paid for Damage—Continued

TOWNS.	Received for licenses on dogs.	Paid for damage by dogs.
Bridgewater	55 00	-
Bridgton	163 00	-
Bridgton, 1910 deficiency	13 00	-
Brighton Plantation	24 00	-
Brighton Plantation, 1911 deficiency	4 00	-
Bristol	106 00	-
Bristol, 1910 deficiency	14 00	-
Brooklin	33 00	-
Brooklin, 1911	2 00	-
Brooklin, 1910 deficiency	4 00	-
Brooks	52 00	34 00
Brooksville	52 00	-
Brookton	13 00	-
Brownfield	95 00	391 00
Brownville	90 00	39 50
Brunswick	342 00	68 00
Buckfield	132 00	-
Bucksport	116 00	30 50
Bucksport, 1911	1 00	-
Burlington	24 00	-
Burlington, 1910 deficiency	1 00	-
Burnham	17 00	29 00
Buxton	126 00	-
Byron	3 00	14 00
Byron, 1911 deficiency	1 00	-
Calais	163 00	29 00
Cambridge	24 00	6 00
Camden	256 00	-
Canaan	80 00	-
Canton	98 00	-
Cape Elizabeth	108 00	-
Cape Elizabeth, 1911	1 00	-
Caribou	187 00	-
Carmel	78 00	8 00
Caratunk Plantation	10 00	-
Carroll	40 00	54 00
Carroll, 1910 deficiency	1 00	-
Carthage	21 00	36 00
Carthage, 1910 deficiency	1 00	-
Cary Plantation	12 00	-
Casco	54 00	-
Castine	31 00	-
Castine, 1911 deficiency	8 00	-
Castle Hill	38 00	-
Castle Hill, 1910 deficiency	2 00	-
Caswell Plantation	26 00	-
Centerville	2 00	-
Chapman Plantation	23 00	-
Charleston	98 00	-
Charleston, 1910 defic ency.	3 00	-
Charlotte	43 00	49 50
Chelsea	98 00	-
Cherryfield	39 00	-
Chester	25 00	-
Chester, 1910 deficiency	12 00	-
Chesterville	59 00	-
China	101 00	127 50
Clifton	32 00	-
Clinton	70 00	-
Codyville Plantation	4 00	-
Columbia	31 00	-
Columbia Falls	39 00	-
Concord	17 00	45 00
Connor Plantation	18 00	-
Cooper	15 00	-
Coplin Plantation	3 00	-
Corinna	116 00	-

TABLE No. 14.
Received for Dog Licenses and Paid for Damage—Continued.

TOWNS.	Received for licenses on dogs.	Paid for damage by dogs.
Corinth.....	93 00	23 00
Cornish.....	43 00	—
Cornish, 1911 deficiency.....	1 00	—
Cornville.....	70 00	—
Cornville, 1910 deficiency.....	3 00	—
Cranberry Isles.....	—	—
Cranberry Isles, 1910 deficiency.....	2 00	—
Crawford.....	18 00	—
Criehaven Plantation.....	9 00	—
Criehaven Plantation, 1911 deficiency.....	7 00	—
Crystal, 1911.....	9 00	—
Crystal, 1910 deficiency.....	17 00	—
Cumberland.....	92 00	—
Cushing.....	42 00	—
Cushing, 1911 deficiency.....	5 00	—
Cutler.....	18 00	—
Cyr Plantation.....	26 00	8 00
Dallas Plantation.....	11 00	88 00
Dallas Plantation, 1910 deficiency.....	1 00	—
Damariscotta.....	74 00	—
Damariscotta, 1911.....	2 00	—
Danforth.....	73 00	45 00
Danforth, 1911 deficiency.....	7 00	—
Dayton.....	76 00	—
Dead River Plantation.....	5 00	20 00
Deblois.....	1 00	—
Dedham.....	25 00	—
Deer Isle.....	41 00	15 00
Denmark.....	62 00	—
Dennistown Plantation.....	11 00	—
Dennistown Plantation, 1910 deficiency.....	2 00	—
Dennysville.....	15 00	—
Dennysville, 1910 deficiency.....	2 00	—
Detroit.....	30 00	—
Detroit, 1910 deficiency.....	2 00	—
Dexter.....	220 00	—
Dexter, 1910 deficiency.....	5 00	—
Dixfield.....	80 00	33 00
Dixfield, 1910 deficiency.....	10 00	—
Dixmont.....	92 00	40 00
Dover.....	53 00	—
Dresden.....	64 00	—
Drew Plantation.....	16 00	—
Durham.....	104 00	87 25
Dyer Brook.....	18 00	—
E Plantation.....	5 00	—
E Plantation, 1910 deficiency.....	8 00	—
Eagle Lake Plantation.....	43 00	20 00
Eastbrook.....	7 00	—
East Livermore.....	115 00	—
East Machias.....	62 00	41 25
East Machias, 1910 deficiency.....	33 00	—
East Millinocket.....	30 00	—
Easton.....	64 00	30 00
Easton, 1911.....	7 00	—
Easton, 1910 deficiency.....	3 00	—
Eastport.....	184 00	—
Eddington.....	62 00	—
Eden.....	323 00	86 25
Eden, 1910 deficiency.....	10 00	—
Edgecomb.....	30 00	67 50
Edgecomb, 1910 deficiency.....	5 00	—
Edinburg.....	1 00	—
Edmunds.....	20 00	—

TABLE No. 14.
Received for Dog Licenses and Paid for Damage—Continued.

Towns.	Received for licenses on dogs.	Paid for damage by dogs.
Eliot	117 00	15 00
Elliottsville Plantation	4 00	—
Ellsworth	128 00	13 25
Ellsworth, 1911	1 00	—
Embsden	44 00	—
Enfield	62 00	4 50
Enfield, 1910 deficiency	2 00	—
Etna	61 00	106 50
Eustis	17 00	48 00
Exeter	89 00	52 00
Fairfield	150 00	92 00
Falmouth	133 00	—
Falmouth, 1911	41 00	—
Farmingdale	61 00	—
Farmington	181 00	—
Fayette	52 00	—
Flagstaff Plantation	3 00	—
Forest City	4 00	—
Forest City, 1910 deficiency	3 00	—
Fort Fairfield	85 00	105 00
Fort Fairfield, 1911	166 00	—
Fort Fairfield, 1910 deficiency	6 00	—
Fort Kent	65 00	42 00
Foxcroft	84 00	33 00
Frankfort	96 00	25 00
Franklin	54 00	—
Freedom	22 00	—
Freedom, 1910 deficiency	2 00	—
Freeman	13 00	—
Freeport	150 00	—
Frenchville	25 00	—
Friendship	35 00	—
Friendship, 1910 deficiency	2 00	—
Fryeburg	96 00	22 50
Fryeburg, 1910 deficiency	5 00	—
Gardiner	308 00	—
Garfield Plantation	8 00	—
Garfield Plantation, 1910 deficiency	1 00	—
Garland	98 00	11 00
Garland, 1910 deficiency	16 00	—
Georgetown	36 00	362 75
Gilead	31 00	—
Glenburn	54 00	36 00
Glenwood Plantation	—	24 00
Gorham	147 00	24 00
Gouldsboro	73 00	156 00
Grafton	10 00	—
Grand Falls Plantation	3 00	—
Grand Isle	3 00	—
Grand Isle, 1910 deficiency	1 00	—
Grand Lake Stream Plantation	25 00	35 00
Gray	139 00	—
Greenbush	59 00	—
Greene	88 00	6 00
Greenfield	20 00	45 25
Greenwood	32 00	—
Guilford	75 00	—
Guilford, 1910 deficiency	2 00	—
Hallowell	173 00	—
Hallowell, 1910 deficiency	6 00	—
Hamlin Plantation	21 00	—
Hamlin Plantation, 1910 deficiency	4 00	—
Hammond Plantation	13 00	—
Hampden	172 00	—
Hancock	46 00	9 00

TABLE No. 14.
Received for Dog Licenses and Paid for Damage—Continued.

TOWNS.	Received for licenses on dogs.	Paid for damage by dogs.
Hancock, 1910 deficiency	1 00	--
Hanover	7 00	--
Harmony	31 00	--
Harpwell	106 00	70 50
Harrington	30 00	--
Harrington, 1910 deficiency	8 00	--
Harrison	59 00	--
Hartford	71 00	4 50
Hartford, 1910 deficiency	2 00	--
Hartland	21 00	--
Hartland, 1911	1 00	--
Hartland, 1910 deficiency	2 00	--
Haynesville	9 00	39 00
Hebron	54 00	7 50
Hermon	76 00	--
Hermon, 1911	1 00	--
Hersey	19 00	--
Hersey, 1911 deficiency	4 00	--
Highland Plantation	4 00	10 00
Highland Plantation, 1911 deficiency	1 00	--
Hiram	121 00	--
Hiram, 1911	15 00	--
Hodgdon	58 00	--
Holden	45 00	--
Hollis	78 00	--
Hope	58 00	--
Hope, 1910 deficiency	1 00	--
Houlton	224 00	32 00
Howland	28 00	--
Hudson	49 00	33 75
Hurricane Isle	8 00	--
Industry	49 00	18 00
Island Falls	32 00	--
Island Falls, 1910 deficiency	8 00	--
Isle au Haut	19 00	--
Isle au Haut, 1910 deficiency	1 00	--
Isleboro	31 00	--
Isleboro, 1911	1 00	--
Isleboro, 1910 deficiency	1 00	--
Jackman Plantation	61 00	--
Jackson	44 00	--
Jay	156 00	20 00
Jefferson	134 00	41 00
Jonesboro	24 00	72 00
Jonesboro, 1911 deficiency	2 00	--
Jonesport	41 00	--
Jonesport, 1911	1 00	--
Kenduskeag	27 00	57 00
Kenduskeag, 1910 deficiency	1 00	--
Kennebunk	311 00	--
Kennebunkport	233 00	--
Kingfield	44 00	--
Kingman	35 00	--
Kingman, 1910 deficiency	2 00	--
Kingsbury Plantation	6 00	--
Kingsbury Plantation, 1910 deficiency	5 00	--
Kittery	296 00	12 50
Knox	57 00	--
Lagrange	48 00	--
Lake View Plantation	9 00	--
Lakeville Plantation	11 00	--
Lamoine	33 00	--
Lang Plantation	8 00	3 00
Lang Plantation, 1910 deficiency	4 00	--

TABLE No. 14.
Received for Dog Licenses and Paid for Damage—Continued.

TOWNS.	Received for licenses on dogs.	Paid for damage by dogs.
Lebanon	161 00	—
Lee	34 00	91 50
Leeds	113 00	62 00
Leeds, 1911 deficiency	3 00	—
Levant	73 00	—
Lewiston	530 00	—
Lewiston, 1910 deficiency	179 00	—
Lexington Plantation	8 00	—
Liberty	37 00	—
Limerick	69 00	—
Limestone	80 00	—
Limington	65 00	—
Limington, 1910 deficiency	11 00	—
Lincoln	94 00	188 75
Lincoln Plantation	6 00	—
Lincolnville	87 00	2 00
Lincolnville, 1911	21 00	—
Lincolnville, 1911 deficiency	19 00	—
Linneus	31 00	—
Linneus, 1910 deficiency	1 00	—
Lisbon	198 00	67 50
Litchfield	94 00	6 00
Littleton	24 00	—
Livermore	112 00	—
Long Island Plantation	8 00	—
Long Island Plantation, 1910 deficiency	1 00	—
Long Pond Plantation	15 00	—
Lovell	58 00	—
Lowell	34 00	2 50
Lowell, 1910 deficiency	1 00	—
Lubec	128 00	16 00
Ludlow	33 00	—
Lyman	40 00	—
Machias	49 00	—
Machiasport	2 00	46 00
Machiasport, 1910 deficiency	12 00	—
Macwahoc Plantation	13 00	55 00
Madawaska	43 00	28 50
Madawaska, 1910 deficiency	6 00	—
Madison	100 00	19 50
Madison, 1910 deficiency	58 00	—
Madrid	22 00	5 00
Mazalloway Plantation	4 00	—
Manchester	42 00	89 76
Mapleton	53 00	4 50
Mariaville	26 00	53 25
Marion	2 00	—
Marshfield	7 00	—
Mars Hill	56 00	—
Masardis	23 00	—
Mason	5 00	10 00
Matineus Isle Plantation	1 00	—
Matineus Isle Plantation, 1910 deficiency	2 00	—
Mattawamkeag	18 00	—
Maxfield	1 00	—
Mechanic Falls	170 00	—
Meddybemps	17 00	—
Medford	19 00	—
Medway	38 00	24 00
Mercer	52 00	—
Merrill	20 00	23 00
Merrill, 1910 deficiency	1 00	—
Mexico	98 00	24 00
Milbridge	37 00	—
Milford	31 00	—
Milford, 1910, deficiency	3 00	—
Millinocket	120 00	—

TABLE No. 14.

Received for Dog Licenses and Paid for Damage—Continued.

Towns.	Received for licenses on dogs.	Paid for damage by dogs.
Milo.....	125 00	—
Milo, 1910 deficit.....	11 00	—
Milton Plantation.....	25 00	—
Minot.....	96 00	—
Monhegan Plantation.....	7 00	—
Monmouth.....	138 00	34 00
Monroe.....	93 00	10 00
Monson.....	50 00	—
Monticello.....	45 00	7 00
Montville.....	87 00	20 00
Moose River Plantation.....	11 00	—
Moose River Plantation, 1910 deficiency.....	1 00	—
Moro Plantation.....	15 00	—
Morrill.....	46 00	30 00
Moscow, 1910 deficiency.....	28 00	—
Mt. Chase.....	12 00	—
Mt. Desert.....	123 00	—
Mt. Vernon.....	75 00	—
Muscle Ridge Plantation.....	2 00	—
Naples.....	42 00	—
Nashville Plantation.....	1 00	—
Newburgh.....	67 00	—
New Castle.....	89 00	15 00
Newfield.....	69 00	5 00
New Gloucester.....	139 00	—
New Limerick.....	13 00	—
New Limerick, 1910 deficiency.....	6 00	—
Newport.....	140 00	5 00
New Portland.....	35 00	6 00
Newry.....	26 00	—
Newry, 1910 deficiency.....	10 00	—
New Sharon.....	76 00	6 00
New Sweden.....	39 00	34 00
New Vineyard.....	42 00	—
Nobleborough.....	61 00	—
Norridgewock.....	138 00	5 00
North Berwick.....	145 00	—
Northfield.....	5 00	—
Northfield, 1910 deficiency.....	1 00	—
North Haven.....	32 00	—
Northport.....	42 00	—
North Yarmouth.....	74 00	19 00
Norway.....	191 00	171 75
No. 14 Plantation.....	4 00	—
No. 21 Plantation, Hancock County.....	6 00	16 00
No. 21 Plantation, Washington County.....	2 00	—
No. 33 Plantation.....	3 00	—
Oakfield.....	56 00	14 00
Old Orchard.....	80 00	—
Old Town.....	186 00	50 00
Orient.....	13 00	33 75
Orland.....	59 00	3 50
Orneville.....	41 00	—
Orono.....	144 00	—
Orono, 1911 deficiency.....	6 00	—
Orrington.....	76 00	6 00
Orrington, 1911 deficiency.....	72 00	—
Otis.....	12 00	166 20
Otisfield.....	91 00	—
Otisfield, 1911 deficiency.....	6 00	—
Oxbow Plantation.....	8 00	—
Oxbow Plantation, 1910 deficiency.....	1 00	—
Oxford.....	105 00	—
Palermo.....	47 00	—
Palmyra.....	68 00	—
Paris.....	191 00	3 00
Paris, 1910 deficiency.....	33 00	—

TABLE No. 14.
Received for Dog Licenses and Paid for Damage—Continued.

TOWNS.	Received for licenses on dogs.	Paid for damage by dogs.
Parkman	37 00	18 00
Parsonsfield	138 00	—
Passadumkeag	18 00	—
Passadumkeag, 1910 deficiency	1 00	—
Patten	76 00	10 00
Pembroke	106 00	30 00
Pembroke, 1910 deficiency	20 00	—
Penobscot	32 00	85 00
Perham	33 00	—
Perry	95 00	63 00
Peru	95 00	84 00
Phillips	83 00	69 50
Phippsburg	78 00	377 25
Pittsfield	138 00	8 75
Pittston	88 00	—
Pleasant Ridge Plantation	5 00	12 00
Plymouth	86 00	68 00
Poland	133 00	—
Portage Lake Plantation	18 00	—
Porter	62 00	—
Portland	490 00	—
Portland, 1910 deficiency	95 00	—
Pownall	61 00	30 90
Prentiss	41 00	—
Prentiss, 1910 deficiency	1 00	—
Presque Isle	133 00	68 00
Presque Isle, 1910 deficiency	93 00	—
Princeton	58 00	30 00
Princeton, 1910 deficiency	9 00	—
Prospect	35 00	5 25
Randolph	72 00	—
Rangeley	78 00	—
Rangeley Plantation	8 00	—
Rangeley Plantation, 1911 deficiency	1 00	—
Rangeley Plantation 1910, deficiency	11 00	—
Raymond	63 00	—
Readfield	51 00	—
Readfield, 1910 deficit	10 00	—
Reed Plantation	15 00	4 00
Reed Plantation, 1910 deficiency	2 00	—
Richmond	121 00	7 50
Ripley	41 00	14 00
Ripley, 1910 deficiency	1 00	—
Robbinston	68 00	—
Rockland	250 00	—
Rockland, 1911	7 00	—
Rockport	123 00	39 50
Rome	65 00	—
Rome, 1911	10 00	—
Roque Bluffs	9 00	108 00
Roxbury	27 00	—
Roxbury, 1910 deficiency	12 00	—
Rumford	243 00	—
Saco	296 00	10 50
St. Agatha	40 00	—
St. Agatha, 1910 deficit	2 00	—
St. Albans	78 00	—
St. Albans, 1910 deficit	1 00	—
St. Francis Plantation	18 00	—
St. Francis Plantation, 1910 deficit	24 00	—
St. George	98 00	—
Salem	17 00	—
Sandy River Plantation	16 00	—
Sandy River Plantation, 1911	1 00	—
Sanford	462 00	16 50
Sangerville	44 00	6 00
Sangerville, 1911	35 00	—
Scarborough	173 00	—
Scarborough, 1911	220 00	—

TABLE No. 14.
Received for Dog Licenses and Paid for Damage—Continued.

TOWNS.	Received for licenses on dogs.	Paid for damage by dogs.
Searsmont.....	70 00	—
Searsport.....	98 00	—
Sebago.....	23 00	—
Sebago, 1910 deficiency.....	5 00	—
Sebec.....	43 00	—
Seboeis Plantation.....	3 00	—
Sedgwick.....	48 00	24 00
Sharpleigh.....	88 00	6 75
Sherman.....	29 00	—
Shirley.....	2 00	—
Shirley, 1910 deficiency.....	5 00	—
Sidney.....	100 00	76 50
Silver Ridge Plantation.....	20 00	—
Skowhegan.....	235 00	35 00
Smithfield.....	45 00	—
Smithfield, 1910 deficiency.....	3 00	—
Smyrna.....	23 00	—
Smyrna, 1910 deficiency.....	4 00	—
Solon.....	48 00	—
Somerville.....	24 00	—
Sorrento.....	12 00	—
South Berwick.....	162 00	—
South Berwick, 1910 deficiency.....	41 00	—
Southport.....	2 00	—
Southport, 1911 deficiency.....	2 00	—
South Portland.....	365 00	—
South Thomaston.....	84 00	—
South Thomaston, 1910 deficit.....	12 00	—
Southwest Harbor.....	32 00	—
Springfield.....	33 00	145 50
Stacyville Plantation.....	16 00	—
Standish.....	94 00	—
Starks.....	31 00	—
Stetson.....	61 00	—
Steuben.....	26 00	—
Stockholm.....	18 00	—
Stockton Springs.....	50 00	—
Stoneham.....	6 00	—
Stonington.....	124 00	—
Stow.....	21 00	—
Strong.....	58 00	—
Sullivan.....	98 00	—
Sumner.....	69 00	—
Surry.....	22 00	—
Swan's Island.....	23 00	—
Swanville.....	47 00	—
Sweden.....	22 00	—
Talmadge.....	8 00	—
Temple.....	42 00	—
The Forks Plantation.....	11 00	—
Thomaston.....	199 00	—
Thorndike.....	54 00	—
Topsfield.....	14 00	18 00
Topsham.....	122 00	58 50
Topsham, 1910 deficiency.....	42 00	—
Tremont.....	50 00	—
Trenton.....	23 00	—
Trescott.....	32 00	40 00
Troy.....	58 00	3 00
Troy, 1910 deficiency.....	1 00	—
Turner, 1911.....	90 00	100 38
Union.....	82 00	—
Unity.....	87 00	30 00
Unity Plantation.....	8 00	—
Upton.....	15 00	—
Van Buren.....	342 00	—
Van Buren, 1910 deficiency.....	32 00	—

TABLE No. 14.
Received for Dog Licenses and Paid for Damage—Concluded.

TOWNS.	Received for licenses on dogs.	Paid for damage by dogs.
Vanceboro.....	26 00	—
Vassalborough.....	127 00	—
Veazie.....	50 00	—
Verona.....	25 00	—
Verona, 1910 deficiency.....	5 00	—
Vienna.....	47 00	24 00
Vinalhaven.....	73 00	115 00
Vinalhaven, 1910 deficit.....	15 00	—
Wade Plantation.....	28 00	—
Waite.....	15 00	4 00
Waite, 1910 deficiency.....	1 00	—
Waldo.....	57 00	13 00
Waldoboro.....	241 00	—
Wales.....	46 00	—
Wallagrass Plantation.....	25 00	—
Wallagrass Plantation, 1910 deficiency.....	4 00	—
Waltham.....	38 00	161 00
Warren.....	176 00	86 00
Washburn.....	52 00	225 00
Washington.....	49 00	30 00
Washington, 1910 deficit.....	1 00	—
Waterboro.....	117 00	—
Waterford.....	64 00	—
Waterville.....	316 00	—
Wayne.....	78 00	—
Webster.....	125 00	74 25
Webster Plantation.....	9 00	—
Weld.....	93 00	78 00
Wellington.....	26 00	6 00
Wells.....	121 00	40 00
Wesley.....	24 00	184 00
West Bath.....	42 00	—
Westbrook.....	299 00	—
Westfield.....	47 00	105 50
West Forks Plantation.....	16 00	—
West Gardiner.....	70 00	—
Westmanland Plantation.....	11 00	—
Weston.....	25 00	34 00
Westport.....	21 00	—
Whitefield.....	90 00	59 00
Whitefield, 1911.....	2 00	—
Whiting.....	7 00	—
Whitneville.....	6 00	—
Williamsburg.....	11 00	—
Williamsburg, 1910 deficiency.....	1 00	—
Willimantic.....	17 00	—
Wilton.....	74 00	143 50
Wilton, 1911.....	16 00	—
Windham.....	143 00	—
Windham, 1911.....	8 00	—
Windsor.....	60 00	—
Winn.....	30 00	—
Winslow.....	122 00	—
Winslow, 1910 deficiency.....	8 00	—
Winter Harbor.....	25 00	—
Winter Harbor, 1910 deficiency.....	3 00	—
Winterport.....	113 00	75 00
Winterville Plantation.....	23 00	—
Winthrop.....	113 00	—
Wiscasset.....	51 00	21 00
Woodland.....	55 00	—
Woodstock.....	75 00	—
Woodville.....	6 00	—
Woolwich.....	58 00	22 50
Yarmouth.....	104 00	—
York.....	245 00	—
	\$38,445 00	\$9,173 28

TABLE No. 15.
Amount Received from the Land Agent During the Year 1912, as Pro-
vided by Sec. 60 of Chap. 2, Revised Statutes.

When paid.	TOWNSHIPS.	COUNTY.	Amount.
Dec. 30	Garfield	Aroostook	\$2,248 02
"	Westmanland	Aroostook	563 68
"	St. John	Aroostook	297 20
"	Reed	Aroostook	4,990 42
"	Glenwood	Aroostook	873 31
"	Oxbow	Aroostook	5 00
"	Chapman	Aroostook	1,012 61
"	A. R. 5, W. E. L. S.	Aroostook	7 80
"	3 R. 2, W. E. L. S.	Aroostook	1,287 86
"	16 R. 10	Aroostook	14 27
"	16 R. 11	Aroostook	3 75
"	17 R. 10	Aroostook	339 40
"	17 R. 11	Aroostook	1 25
"	Dallas	Franklin	1,072 29
"	3 R. 4, W. B. K. P.	Franklin	90 00
"	3 R. 3, W. B. K. P.	Franklin	100 00
"	No 33 Plantation	Hancock	9 97
"	No. 8 Plantation	Hancock	22 85
"	4 R. 2, W. B. K. P.	Oxford	27 50
"	Seboeis	Penobscot	6,388 25
"	Drew	Penobscot	432 96
"	5 R. 8, W. E. L. S.	Penobscot	10 00
"	The Forks	Somerset	44 12
"	Caratunk	Somerset	262 01
"	Dennistown	Somerset	1,790 90
"	Jackman	Somerset	1,400 28
			\$23,295 70

TABLE No. 16.

Number of Scholars and Amount of School Fund Apportioned to the Several Cities, Towns and Plantations in the State for the Year 1912, and Payable January 1, 1913, as Provided by Sec. 123 of Chap. 15, Revised Statutes, as Amended by Chap. 177 of Public Laws 1909, together with the State Tax Assessed for the Year 1912.

	Scholars.	School and mill fund.	Common school fund.	State tax.
Abbot.....	197	\$719 25	\$440 12	\$849 73
Acton.....	142	518 44	443 20	1,072 24
Addison.....	314	1,146 43	560 21	838 62
Albany.....	124	452 73	304 93	636 79
Albion.....	256	934 67	676 93	1,487 25
Alexander.....	154	562 26	228 87	243 70
Alfred.....	200	730 21	588 99	1,381 59
Allagash Plantation.....	88	321 29	383 39	—
Alna.....	116	423 52	329 88	758 49
Alton.....	71	259 22	177 13	373 86
Amherst.....	75	273 83	166 16	318 53
Amity.....	142	518 44	257 52	394 29
Andover.....	205	748 47	609 64	1,437 88
Anson.....	625	2,281 90	1,508 58	3,105 88
Appleton.....	282	1,029 59	577 08	1,022 86
Argyle.....	73	266 52	149 49	265 26
Arrowsville.....	30	109 54	101 52	255 40
Ashland.....	744	2,716 36	1,496 60	2,604 29
Athens.....	205	748 47	553 42	1,232 97
Atkinson.....	149	544 00	343 98	683 30
Auburn.....	4,684	17,101 43	14,146 83	33,638 46
Augusta.....	3,731	13,622 00	12,782 00	32,313 60
Aurora.....	28	102 23	87 14	210 53
Avon.....	125	456 38	334 53	740 67
Baileysville.....	470	1,715 98	1,532 14	3,784 55
Baldwin.....	190	693 69	615 38	1,516 30
Bancroft.....	167	609 72	237 50	225 04
Bangor.....	5,871	21,435 21	31,494 01	92,368 51
Baring.....	82	299 38	193 63	391 67
Barnard Plantation.....	35	127 79	92 87	—
Bath.....	2,705	9,876 05	11,342 65	30,998 57
Beddington.....	10	36 52	42 15	115 48
Belfast.....	1,267	4,625 86	4,562 82	11,784 98
Belgrade.....	243	887 20	846 30	2,155 46
Belmont.....	91	332 24	213 41	429 41
Benedicta.....	103	376 05	185 35	280 72
Benton.....	384	1,402 00	955 62	2,012 46
Berwick.....	576	2,103 00	1,712 49	4,036 84
Bethel.....	420	1,533 43	1,582 66	4,163 21
Riddeford.....	6,668	24,345 09	16,593 08	34,929 49
Bigelow Plantation.....	23	83 97	109 79	—
Bingham.....	303	1,106 26	822 13	1,836 85
Blaine.....	391	1,427 55	766 63	1,295 72
Blanchard.....	47	171 60	156 81	391 79
Blue Hill.....	436	1,591 85	1,180 24	2,632 86
Boothbay.....	519	1,894 89	1,276 15	2,663 80
Boothbay Harbor.....	608	2,219 83	1,887 55	4,551 11
Bowdoin.....	284	1,036 90	654 11	1,295 79
Bowdoinham.....	343	1,252 30	973 88	2,236 98
Bowerbank Plantation.....	16	58 42	139 27	446 64
Bradford.....	284	1,036 90	616 06	1,157 59
Bradley.....	182	664 48	414 20	812 75
Bremen.....	159	580 51	326 54	581 27
Brewer.....	1,716	6,265 17	4,382 85	9,406 07
Bridgewater.....	478	1,745 19	994 53	1,792 88
Brighton.....	663	2,420 63	2,458 23	6,424 66
Brighton Plantation.....	85	310 34	201 87	410 62
Bristol.....	626	2,285 54	1,711 68	3,843 70
Brooklin.....	236	861 65	493 16	894 11
Brooks.....	181	660 83	506 69	1,154 16
Brooksville.....	356	1,299 77	701 14	1,192 16

TABLE No. 16.
School Fund and State Tax—Continued.

	Scholars.	School and mill fund.	Common school fund.	State tax.
Brookton	84	306 69	164 44	277 51
Brownfield	231	843 39	598 88	1,298 78
Brownville	517	1,887 59	1,183 35	2,334 09
Brunswick	2,140	7,813 21	6,612 29	15,907 52
Buckfield	255	931 02	778 41	1,862 24
Bucksport	569	2,077 44	1,588 40	3,612 49
Burlington	102	372 40	288 05	659 58
Burnham	189	690 04	459 28	950 59
Buxton	469	1,712 33	1,758 31	4,614 52
Byron	41	149 69	175 50	483 27
Calais	2,232	8,149 11	5,286 06	10,715 70
Cambridge	82	299 38	235 53	544 96
Camden	671	2,449 84	3,500 72	10,197 20
Canaan	210	766 72	574 05	1,288 87
Canton	239	872 60	609 30	1,306 62
Cape Elizabeth	305	1,113 57	1,779 62	5,320 93
Caribou	1,844	6,732 49	4,684 93	10,013 67
Carmel	248	905 46	606 87	1,262 58
Caratunk Plantation	72	262 87	214 71	507 23
Carroll	168	613 37	338 94	591 68
Carthage	77	281 13	251 02	620 34
Cary Plantation	129	470 98	179 61	160 08
Casco	172	627 97	507 98	1,193 61
Castine	239	872 60	893 84	2,343 51
Castle Hill	200	730 21	376 08	604 29
Caswell Plantation	187	573 21	240 78	275 94
Centerville	34	124 15	100 47	235 96
Chapman Plantation	155	565 91	281 49	431 89
Charleston	241	879 90	598 25	1,258 14
Charlotte	82	299 38	175 76	326 54
Chelsea	221	806 88	499 21	973 08
Cherryfield	455	1,661 22	992 53	1,878 83
Chester	105	383 36	202 10	343 42
Chesterville	184	671 79	490 73	1,084 34
China	321	1,171 98	992 82	2,390 94
Clifton	64	233 67	135 39	248 38
Clinton	295	1,077 06	1,002 81	2,527 12
Codyville Plantation	28	102 23	114 63	-
Columbia	160	584 16	304 18	496 06
Columbia Falls	186	679 09	375 80	657 60
Concord	82	299 38	181 30	346 80
Connor Plantation	216	788 63	307 70	293 31
Cooper	69	251 93	134 72	226 60
Coplin Plantation	32	116 84	154 59	-
Corinna	314	1,146 43	884 11	2,020 94
Corinth	231	843 49	754 56	1,867 61
Cornish	222	810 53	638 73	1,478 96
Cornville	162	591 46	523 87	1,290 01
Cranberry Isles	108	394 31	387 99	1,001 33
Crawford	36	131 44	112 95	274 02
Criehaven Plantation	11	40 17	36 04	89 33
Crystal	188	686 39	373 47	640 62
Cumberland	357	1,303 42	1,620 69	4,543 14
Cushing	150	547 65	306 78	543 78
Cutler	181	660 83	306 38	423 49
Cyr Plantation	232	847 05	316 57	263 87
Dallas Plantation	70	255 57	182 54	-
Damariscotta	151	551 30	701 62	1,980 91
Danforth	440	1,606 45	941 60	1,745 93
Dayton	95	346 85	350 09	912 84
Dead River Plantation	30	109 53	140 39	-
Deblois	24	87 63	50 08	90 62
Dedham	103	376 05	230 00	443 89
Deer Isle	666	2,431 58	1,175 06	1,730 77
Denmark	130	474 63	564 08	1,559 39
Dennistown Plantation	29	105 88	175 58	-
Dennysville	144	525 75	318 70	609 97
Detroit	95	346 85	280 42	658 88

TABLE No. 16.
School Fund and State Tax—Continued,

	Scholars.	School and mill fund.	Common school fund.	State tax.
Dexter.....	1,026	3,745 86	2,690 39	5,878 56
Dixfield.....	279	1,018 64	869 88	2,103 46
Dixmont.....	189	690 04	465 72	974 20
Dover.....	473	1,726 93	1,686 91	4,340 06
Dresden.....	185	675 44	583 78	1,420 36
Drew Plantation.....	66	240 97	214 59	-
Durham.....	500	1,825 52	962 17	1,590 77
Dyer Brook.....	86	313 99	242 68	555 33
E Plantation.....	38	138 74	123 76	-
Eagle Lake Plantation.....	554	2,022 67	872 53	1,056 25
Eastbrook.....	70	255 57	151 18	283 00
East Livermore.....	745	2,720 02	2,494 73	6,242 60
East Machias.....	433	1,599 15	886 56	1,553 35
East Millinocket.....	303	1,106 26	977 21	2,402 42
Easton.....	389	1,420 25	1,007 45	2,182 48
Eastport.....	1,857	6,779 96	3,377 78	7,018 85
Eddington.....	191	697 34	410 74	765 62
Eden.....	1,237	4,516 32	8,902 26	27,727 73
Edgecomb.....	128	467 33	354 43	802 35
Edinburg.....	10	36 51	48 50	138 57
Edmunds.....	184	671 79	303 01	399 30
Eliot.....	399	1,456 76	1,092 26	2,453 93
Elliotsville Plantation.....	21	76 67	178 33	-
Ellsworth.....	885	3,231 15	3,209 79	8,316 10
Emden.....	145	529 40	451 97	1,092 56
Enfield.....	318	1,161 03	705 24	1,352 36
Etna.....	134	489 24	299 40	578 34
Eustis.....	144	525 75	508 77	1,304 18
Exeter.....	210	766 72	564 52	1,254 09
Fairfield.....	1,264	4,614 91	3,238 05	6,963 18
Falmouth.....	437	1,595 50	2,194 95	6,329 72
Farmingdale.....	219	799 58	813 13	2,126 18
Farmington.....	837	3,055 91	3,055 29	7,935 98
Fayette.....	158	576 86	401 35	857 88
Flagstaff Plantation.....	52	189 85	142 54	-
Forest City.....	26	94 94	44 51	62 66
Fort Fairfield.....	1,349	4,925 24	4,648 61	11,780 42
Fort Kent.....	1,360	4,965 40	2,005 25	2,093 66
Foxcroft.....	457	1,668 52	1,556 90	3,927 02
Frankfort.....	278	1,014 99	647 39	1,296 42
Franklin.....	358	1,307 07	750 17	1,363 10
Freedom.....	118	430 83	313 00	689 31
Freeman.....	89	324 94	231 13	502 04
Freeport.....	636	2,322 06	2,129 89	5,329 63
Frenchville.....	594	2,168 71	816 55	697 59
Friendship.....	198	722 90	518 32	1,131 81
Fryeburg.....	299	1,091 66	1,213 56	3,280 75
Gardiner.....	1,413	5,158 90	5,647 70	15,182 34
Garfield Plantation.....	30	109 54	161 57	-
Garland.....	224	817 84	561 84	1,190 56
Georgetown.....	190	693 69	534 37	1,220 53
Gilead.....	57	208 11	200 69	513 66
Glenburn.....	116	423 52	310 51	687 77
Glenwood Plantation.....	35	127 79	145 46	-
Gorham.....	675	2,464 45	2,665 43	7,134 51
Gouldsboro.....	357	1,303 42	783 93	1,490 87
Grafton.....	20	73 02	208 56	683 93
Grand Falls Plantation.....	16	58 43	113 72	-
Grand Isle.....	535	1,955 31	747 72	673 44
Grand Lake Stream Plantation.....	111	405 26	239 41	-
Gray.....	335	1,223 10	940 19	2,144 35
Greenbush.....	135	493 89	244 69	374 89
Greene.....	203	741 17	617 37	1,473 64
Greenfield.....	55	200 81	118 41	220 95
Greenfield.....	463	1,690 42	1,150 72	2,421 53
Greenville.....	222	810 53	447 36	780 02
Greenwood.....	431	1,573 59	1,320 31	3,163 86

TABLE No. 16.
School Fund and State Tax—Continued.

	Scholars.	School and mill fund.	Common school fund.	State tax.
Hallowell.....	696	2,541 12	2,409 53	6,120 11
Hamlin Plantation.....	273	996 74	396 10	396 60
Hammond Plantation.....	27	98 58	173 48	-
Hampden.....	626	2,285 55	1,538 17	3,210 18
Hancock.....	228	832 44	613 21	1,362 59
Hanover.....	35	127 79	136 77	364 80
Harmony.....	203	741 16	499 44	1,043 20
Harpwell.....	496	1,810 91	1,579 22	3,857 58
Harrington.....	247	901 81	521 10	953 70
Harrison.....	255	931 02	778 88	1,863 35
Hartford.....	155	565 91	491 08	1,197 33
Hartland.....	310	1,131 82	879 78	2,020 56
Haynesville.....	101	368 75	191 56	311 26
Hebron.....	153	558 60	412 95	919 65
Heron.....	332	1,212 14	847 14	1,816 83
Hersey.....	72	262 87	179 32	377 82
Highland Plantation.....	19	69 37	128 79	-
Hiram.....	193	704 64	676 13	1,726 88
Hodgdon.....	337	1,230 40	720 33	1,334 54
Holden.....	200	730 21	399 13	688 57
Hollis.....	277	1,011 34	980 43	2,514 19
Hope.....	117	427 17	359 02	861 22
Houlton.....	1,952	7,126 81	5,927 76	14,134 15
Howland.....	150	547 65	471 49	1,144 51
Hudson.....	107	390 66	253 14	513 18
Hurricane Isle.....	56	204 46	129 29	257 17
Industry.....	135	492 89	277 07	493 07
Island Falls.....	555	2,026 33	1,052 24	1,709 96
Isle au Haut.....	47	171 60	146 48	354 10
Isleboro.....	241	879 90	1,294 97	3,798 83
Jackman Plantation.....	207	755 77	459 86	-
Jackson.....	107	390 66	277 61	602 47
Jay.....	913	3,333 39	3,203 62	8,183 64
Jefferson.....	306	1,117 22	799 49	1,742 49
Jonesboro.....	184	671 79	315 71	445 62
Jonesport.....	903	3,296 88	1,540 33	2,152 75
Kenduskeag.....	115	419 87	328 91	759 06
Kennebunk.....	736	2,687 16	3,548 32	10,121 53
Kennebunkport.....	606	2,212 53	2,373 30	6,332 34
Kingfield.....	238	868 95	681 80	1,574 49
Kingman.....	267	974 83	448 62	611 86
Kingsbury Plantation.....	38	138 74	145 33	-
Kittery.....	720	2,628 74	1,855 97	4,008 79
Knox.....	140	511 14	359 60	774 86
Lagrange.....	167	609 72	516 12	1,242 27
Lake View Plantation.....	44	160 65	248 05	-
Lakeville Plantation.....	31	113 19	194 98	-
Lamoine.....	135	492 89	343 04	733 73
Lang Plantation.....	19	69 38	116 71	-
Lebanon.....	353	1,288 81	869 00	1,816 15
Lee.....	262	956 57	421 72	532 80
Leeds.....	304	1,109 91	720 60	1,462 20
Levant.....	165	602 42	443 88	986 82
Lewiston.....	8,795	32,110 83	27,760 55	67,505 32
Lewington Plantation.....	55	200 81	166 73	-
Liberty.....	164	598 77	405 57	850 50
Limerick.....	254	927 37	824 11	2,031 99
Limstone.....	592	2,161 41	1,383 41	2,772 71
Limington.....	216	788 63	645 75	1,527 43
Lincoln.....	631	2,303 80	1,508 04	3,080 89
Lincoln Plantation.....	32	116 83	233 71	-
Lincolnville.....	244	890 86	606 55	1,277 01
Binneus.....	256	934 67	563 85	1,074 89
Lisbon.....	1,342	4,899 69	4,144 63	9,969 64
Littlefield.....	216	788 63	639 04	1,503 09
Littleton.....	341	1,245 00	828 37	1,713 23

TABLE No. 16.
School Fund and State Tax—Continued.

	Scholars.	School and mill fund.	Common school fund.	State tax.
Livermore.....	304	1,109 91	793 21	1,727 65
Long Island Plantation.....	62	226 36	97 25	116 87
Long Pond Plantation.....	91	332 24	229 03	—
Lovell.....	166	606 07	696 64	1,904 96
Lowell.....	89	324 94	194 30	367 23
Lubec.....	1,303	4,757 29	2,332 90	3,508 09
Ludlow.....	124	452 72	261 93	479 71
Lyman.....	135	492 89	560 22	1,526 01
Machias.....	644	2,351 27	1,608 92	3,397 60
Machiasport.....	376	1,372 79	605 41	766 55
Macwahoc Plantation.....	56	204 46	129 52	257 54
Madawaska.....	778	2,840 50	1,081 72	958 57
Madison.....	1,011	3,691 19	3,381 03	8,454 92
Madrid.....	76	277 48	194 29	417 07
Magalloway Plantation.....	30	109 53	301 23	—
Manchester.....	135	492 89	458 69	1,155 79
Mapleton.....	348	1,270 56	731 13	1,331 35
Mariaville.....	44	160 65	115 29	252 01
Marion.....	27	98 58	71 38	156 84
Marshfield.....	48	175 25	115 85	238 57
Mars Hill.....	615	2,245 39	1,532 45	3,228 89
Masardis.....	236	861 65	434 58	679 71
Mason.....	21	76 67	93 22	259 41
Matinicus Isle Plantation.....	52	189 85	106 62	189 55
Mattawamkeag.....	163	595 11	331 71	584 70
Maxfield.....	31	113 18	72 54	145 63
Mayfield Plantation.....	12	43 81	127 80	—
Mechanic Falls.....	447	1,632 01	1,386 20	3,341 82
Meddybemps.....	41	149 69	79 94	134 33
Medford.....	72	262 87	209 27	487 33
Medway.....	163	595 11	286 55	420 03
Mercer.....	126	460 03	316 63	671 83
Merrill Plantation.....	130	474 64	288 45	553 38
Mexico.....	730	2,665 25	1,552 25	2,861 94
Milbridge.....	434	1,584 55	928 55	1,722 69
Milford.....	267	974 83	949 15	2,438 06
Millinocket.....	1,042	3,804 37	2,704 85	5,873 24
Milo.....	749	2,734 62	2,064 12	4,656 73
Milton Plantation.....	66	240 97	151 89	300 87
Minot.....	234	854 34	652 40	1,482 10
Monhegan Plantation.....	41	149 69	119 36	278 19
Monmouth.....	337	1,230 40	1,131 05	2,833 73
Monroe.....	205	748 47	523 68	1,124 15
Monson.....	406	1,482 33	785 47	1,308 13
Monticello.....	454	1,657 56	965 44	1,778 76
Montville.....	213	777 67	559 63	1,224 50
Moose River Plantation.....	78	284 78	283 06	—
Moro Plantation.....	92	335 90	178 31	297 12
Morrill.....	95	346 85	242 84	521 34
Moscow.....	161	587 81	364 45	711 92
Mt. Chase.....	90	328 59	186 09	333 40
Mt. Desert.....	531	1,938 70	2,825 52	8,269 23
Mt. Vernon.....	257	938 31	645 10	1,367 24
Muscle Ridge Plantation.....	16	58 43	44 27	100 57
Naples.....	201	733 86	526 55	1,150 00
Nashville Plantation.....	9	32 86	118 25	—
Newburgh.....	165	602 42	483 71	1,132 06
New Canada Plantation.....	262	956 58	343 28	246 07
New Castle.....	284	1,036 89	1,043 57	2,716 85
Newfield.....	77	281 14	334 69	926 52
New Gloucester.....	339	1,237 70	1,560 93	4,393 10
New Limerick.....	178	649 88	361 32	634 74
Newport.....	437	1,595 50	1,398 04	3,424 27
New Portland.....	217	792 28	555 19	1,193 31
Newry.....	54	197 16	366 19	1,129 01
New Sharon.....	230	839 74	665 69	1,546 50
New Sweden.....	366	1,336 28	649 07	963 20
New Vineyard.....	162	591 46	379 66	763 63

TABLE No. 16.
School Fund and State Tax—Continued.

	Scholars.	School and mill fund.	Common school fund.	State tax.
Nobleborough	185	675 44	513 66	1,164 48
Norridgewock	410	1,496 92	1,190 91	2,772 01
North Berwick	478	1,745 19	1,359 98	3,127 19
Northfield	29	105 88	79 76	179 63
North Haven	135	492 89	556 47	1,511 96
Northport	113	412 56	509 53	1,425 42
North Yarmouth	185	675 44	570 86	1,372 79
Norway	823	3,004 79	2,401 57	5,603 52
No. 8 Plantation	7	25 56	38 96	—
No. 14 Plantation	29	105 88	91 10	—
No. 21 Plantation, Hancock County	9	32 86	57 92	—
No. 21 Plantation, Washington County	35	127 79	103 48	—
No. 33 Plantation	21	76 67	82 67	—
Oakfield	363	1,325 33	545 00	594 75
Oakland	497	1,814 56	1,762 65	4,525 25
Old Orchard	219	799 58	1,549 72	4,813 29
Old Town	2,065	7,539 39	5,418 66	11,844 91
Orient	59	215 41	186 92	455 45
Orland	298	1,088 01	683 58	1,350 83
Orneville	106	387 01	251 61	511 26
Orono	1,101	4,019 78	2,540 08	5,042 91
Orrington	307	1,120 87	822 86	1,824 32
Otis	32	116 83	88 77	201 07
Otisfield	151	551 30	448 97	1,058 87
Oxbow Plantation	59	215 41	171 84	—
Oxford	326	1,190 24	914 87	2,087 08
Palermo	169	617 03	419 71	883 22
Palmyra	264	963 88	668 07	1,424 36
Paris	802	2,928 12	2,544 21	6,205 96
Parkman	152	554 95	413 45	925 56
Parsonsfield	233	850 69	789 09	1,985 39
Passadumkeag	114	416 22	236 38	425 20
Patten	479	1,748 84	1,240 48	2,687 37
Pembroke	497	1,814 56	868 82	1,261 24
Penobscot	263	960 22	557 11	1,023 61
Perham	263	960 23	532 06	931 36
Perkins	7	25 56	50 34	156 77
Perry	319	1,164 68	548 95	778 44
Peru	232	847 04	545 65	1,100 58
Phillips	382	1,394 69	1,130 14	2,658 17
Phippsburg	335	1,223 10	836 70	1,767 24
Pittsfield	644	2,351 27	2,401 16	6,291 04
Pittston	219	799 58	743 26	1,871 83
Pleasant Ridge Plantation	20	73 02	94 76	—
Plymouth	152	554 95	372 31	775 32
Poland	363	1,325 33	1,467 43	3,961 05
Portage Lake Plantation	174	635 27	368 97	678 57
Porter	210	766 72	501 82	1,025 57
Portland	15,986	58,365 41	87,231 25	256,875 85
Pownal	174	635 26	473 21	1,058 79
Prentiss	177	646 23	320 22	488 67
Presque Isle	1,629	5,947 53	4,437 34	9,935 00
Princeton	378	1,380 09	735 14	1,230 96
Prospect	157	573 21	358 17	704 64
Randolph	266	971 18	615 08	1,223 72
Rangeley	296	1,080 71	1,410 45	4,010 24
Rangeley Plantation	20	73 02	441 40	—
Raymond	181	660 83	482 08	1,064 43
Readfield	221	806 88	796 70	2,058 98
Reed Plantation	186	679 09	343 11	538 11
Richmond	493	1,799 95	1,679 86	4,237 75
Ripley	86	313 99	263 13	630 34
Robbinston	244	890 86	423 30	607 63
Rockland	1,885	6,882 19	8,433 26	23,534 69

TABLE No. 16.
School Fund and State Tax—Continued.

	Scholars.	School and mill fund.	Common school fund.	State tax.
Rockport	534	1,949 66	2,002 54	5,256 64
Rome	143	522 09	327 26	645 24
Roque Bluffs	40	146 04	71 47	107 30
Roxbury	118	430 82	304 48	657 80
Rumford	2,001	7,305 72	6,563 76	16,269 10
Saco	1,978	7,221 74	7,150 94	18,496 47
St. Agatha	626	2,285 55	829 74	622 86
St. Albans	297	1,084 36	773 06	1,680 79
St. Francis Plantation	375	1,369 14	535 93	515 37
St. George	581	2,121 25	1,092 89	1,759 67
St. John Plantation	200	730 21	302 44	335 43
Salem	54	197 16	131 64	273 14
Sandy River Plantation	17	62 07	182 17	—
Sanford	3,108	11,347 41	7,938 68	17,030 15
Sangerville	359	1,310 73	985 84	2,219 49
Scarborough	500	1,825 52	1,974 20	5,283 52
Searsmont	186	679 09	563 85	1,344 06
Searsport	356	1,299 77	1,232 03	3,128 23
Sebago	123	449 07	412 16	1,032 02
Sebec	165	602 43	398 03	818 91
Seboeis Plantation	27	98 58	137 10	—
Sedgewick	263	960 22	526 35	911 46
Shapleigh	173	631 62	486 57	1,111 68
Sherman	367	1,339 93	903 63	1,887 92
Shirley	109	397 96	248 42	487 94
Sidney	250	912 76	729 25	1,701 71
Silver Ridge Plantation	38	138 75	81 26	150 60
Skowhegan	1,676	6,119 13	6,105 51	15,840 46
Smithfield	133	435 58	305 74	846 94
Smyrna	152	554 96	307 88	846 94
Solon	257	938 32	723 87	1,655 31
Somerville	92	335 90	161 21	234 93
Sorrento	39	142 39	262 44	807 77
South Berwick	911	3,326 09	2,267 56	4,776 50
Southport	124	452 73	689 75	2,040 25
South Portland	2,208	8,061 49	6,447 13	15,048 32
South Thomaston	420	1,533 43	933 98	1,795 72
Southwest Harbor	241	879 90	748 34	1,805 48
Springfield	147	536 70	327 06	629 09
Stacyville Plantation	177	646 23	324 71	—
Standish	435	1,588 20	1,553 82	3,999 36
Starks	142	518 44	367 81	797 38
Stetson	132	481 93	382 30	888 33
Steuben	240	876 25	470 81	796 87
Stockholm	278	1,014 99	467 84	639 89
Stockton Springs	263	960 23	798 30	1,903 38
Stoneham	64	233 67	191 97	454 89
Stonington	458	1,672 17	1,121 36	2,335 45
Stow	58	211 76	204 92	525 04
Stroug	190	693 69	538 14	1,234 51
Sullivan	305	1,113 57	734 10	1,508 21
Sumner	202	737 51	546 43	1,218 56
Surry	199	726 55	422 83	779.20
Swan's Island	215	784 98	403 05	645 92
Swanville	108	394 31	281 05	611 07
Sweden	78	284 78	260 47	651 05
Talmadge	31	113 18	86 98	198 38
Temple	111	405 26	292 79	642 47
The Forks Plantation	67	244 63	145 36	—
Thomaston	513	1,872 98	1,899 37	4,980 93
Thorndike	160	584 16	410 99	885 48
Topsfield	80	292 08	201 79	429 18
Topsham	622	2,270 94	2,060 54	5,129 83
Tremont	405	1,478 67	709 72	1,034 87
Trenton	76	277 48	228 38	541 92
Trescott	142	518 44	223 64	271 00
Troy	186	679 09	488 64	1,069 25
Turner	383	1,398 35	1,475 13	3,912 66

TABLE No. 16.
School Fund and State Tax—Continued.

	Scholars.	School and mill fund.	Common school fund.	State tax.
Union.....	302	1,102 61	901 80	2,131 51
Unity.....	184	671 79	579 02	1,407 06
Unity Plantation.....	23	83 97	46 41	81 02
Upton.....	73	266 53	233 40	571 37
Van Buren.....	1,127	4,114 71	2,153 61	3,529 23
Vanceboro.....	172	627 97	386 37	753 22
Vassalborough.....	517	1,887 59	1,766 62	4,461 91
Yeazie.....	124	452 73	497 56	1,339 67
Verona.....	51	186 20	135 43	298 46
Vienna.....	109	397 96	267 44	557 55
Vinalhaven.....	682	2,490 00	1,516 69	2,916 42
Waide Plantation.....	111	405 26	282 86	605 82
Waite.....	60	219 06	102 24	142 73
Waldo.....	122	445 43	285 64	573 80
Waldoboro.....	545	1,989 81	1,809 99	4,514 05
Wales.....	139	507 49	415 73	983 37
Walagrass Plantation.....	386	1,409 30	507 17	368 13
Waltham.....	56	204 46	146 80	320 76
Warren.....	395	1,442 16	1,356 89	3,435 73
Washburn.....	518	1,883 94	1,000 33	1,668 41
Washington.....	205	748 47	523 57	1,123 54
Waterboro.....	270	985 78	782 13	1,817 46
Waterford.....	240	876 25	645 64	1,435 03
Waterville.....	3,491	12,745 75	11,113 50	27,151 03
Wayne.....	155	565 91	426 49	961 57
Webster.....	299	1,091 66	942 44	2,291 43
Webster Plantation.....	44	160 66	115 46	-
Weld.....	161	587 81	433 02	962 53
Wellington.....	105	383 36	264 74	563 13
Wells.....	569	2,077 44	1,939 59	4,892 60
Wesley.....	72	262 87	134 88	215 58
West Bath.....	65	237 33	283 55	785 24
Westbrook.....	2,844	10,383 54	8,818 74	21,254 41
Westfield.....	222	810 54	585 38	1,283 72
West Forks Plantation.....	60	219 06	194 62	-
West Gardiner.....	149	544 00	532 78	1,372 54
Westmanland Plantation.....	36	131 44	182 96	-
Weston.....	125	456 38	214 90	304 31
Westport.....	71	259 23	181 40	389 45
Whitefield.....	220	803 23	717 07	1,772 40
Whiting.....	120	438 12	239 67	413 92
Whitneyville.....	79	288 43	152 29	252 58
Williamsburg.....	35	127 79	100 12	230 97
Willimantic.....	81	295 74	192 44	391 28
Wilton.....	541	1,975 21	1,761 75	4,352 44
Windham.....	491	1,792 65	1,850 41	4,866 82
Windsor.....	172	627 97	467 72	1,046 72
Winn.....	223	814 18	444 12	764 43
Winslow.....	981	3,581 66	3,640 97	9,515 75
Winter Harbor.....	164	598 77	721 66	2,003 45
Winterport.....	411	1,500 57	1,067 58	2,318 37
Winterville Plantation.....	108	394 31	246 99	-
Winthrop.....	485	1,770 75	2,117 24	5,863 94
Wiscasset.....	343	1,252 30	917 20	2,030 53
Woodland.....	419	1,529 78	773 68	1,213 84
Woodstock.....	222	810 54	546 94	1,143 87
Woodville.....	42	153 35	134 06	327 86
Woolwich.....	152	554 95	530 30	1,352 19
Yarmouth.....	665	2,427 94	2,427 47	6,303 72
York.....	692	2,526 51	3,854 40	11,405 40

TABLE No. 16.
School Fund and State Tax—Concluded.

	Scholars.	School and mill fund.	Common school fund.	State tax.
WILD LANDS.				
Aroostook County.....	-	-	-	47,551 33
Franklin County.....	-	-	-	13,179 40
Hancock County.....	-	-	-	4,754 53
Oxford County.....	-	-	-	12,489 88
Penobscot County.....	-	-	-	14,283 33
Piscataquis County.....	-	-	-	40,282 35
Somerset County.....	-	-	-	34,369 84
Washington County.....	-	-	-	8,612 29
TIMBER AND GRASS ON RESERVED LANDS.				
Aroostook County.....	-	-	-	\$1,575 50
Franklin County.....	-	-	-	338 48
Hancock County.....	-	-	-	131 68
Oxford County.....	-	-	-	370 15
Penobscot County.....	-	-	-	403 68
Piscataquis County.....	-	-	-	1,457 07
Somerset County.....	-	-	-	1,108 75
Washington County.....	-	-	-	217 81
	214,348	\$782,591 64	\$677,670 18	\$1,809,081 65

TABLE No. 16.
RECAPITULATION BY COUNTIES.

COUNTIES.	Scholars.	School and mill fund.	Common school fund.	State tax.
Androscoggin.....	18,742	\$68,427 66	\$57,979 42	\$139,582 71
Aroostook.....	26,177	95,573 11	56,307 45	149,475 32
Cumberland.....	31,144	113,707 76	138,660 53	386,327 30
Franklin.....	5,103	18,631 22	17,048 94	52,817 33
Hancock.....	9,872	36,042 99	32,510 72	85,104 21
Kennebec.....	16,560	60,461 09	55,254 65	138,045 03
Knox.....	7,205	26,305 70	24,795 60	62,820 30
Lincoln.....	4,703	17,170 80	14,124 33	33,485 61
Oxford.....	9,606	35,071 83	29,681 64	82,584 33
Penobscot.....	23,474	85,704 34	76,059 23	199,476 88
Piscataquis.....	5,227	19,083 96	14,556 46	72,898 17
Sagadahoc.....	5,226	19,080 31	19,047 82	49,436 29
Somerset.....	10,010	36,546 84	30,059 89	100,841 77
Waldo.....	5,948	21,716 35	17,967 55	42,732 41
Washington.....	14,575	53,213 81	30,328 35	62,312 50
York.....	20,776	75,853 87	63,287 60	151,141 49
	214,348	\$782,591 64	\$677,470 18	\$1,809,081 65