

MAINE STATE LEGISLATURE

The following document is provided by the
LAW AND LEGISLATIVE DIGITAL LIBRARY
at the Maine State Law and Legislative Reference Library
<http://legislature.maine.gov/lawlib>



Reproduced from scanned originals with text recognition applied
(searchable text may contain some errors and/or omissions)

PUBLIC DOCUMENTS OF MAINE

1912

BEING THE

ANNUAL REPORTS

OF THE VARIOUS

DEPARTMENTS AND INSTITUTIONS

For the Year 1911

VOLUME IV

AUGUSTA

WALLACE S. LADD PRINTING COMPANY

1912

JAN 29 1913

REPORT
OF THE
STATE SUPERINTENDENT
OF
PUBLIC SCHOOLS
OF THE
STATE OF MAINE
FOR THE
School Year Ending June 30, 1911.



WATERVILLE
SENTINEL PUBLISHING COMPANY
1911

The illustrations in this report were printed by the Lewiston Journal Company, Lewiston, Maine.

STATE OF MAINE

EDUCATIONAL DEPARTMENT,
AUGUSTA, February 8, 1912.

*To the Governor, Frederick W. Plaisted, and the Honorable
Executive Council:*

GENTLEMEN:—In accordance with the requirements of chapter 7 of the Resolves of 1895, I respectfully submit the following report of the condition, progress and needs of the public schools of Maine.

Very respectfully,

Your obedient servant,

PAYSON SMITH,
State Superintendent of Public Schools.



CONTENTS.

I. OF THE REPORT.

CHAPTER I

Report of Educational Progress.

	PAGE
Elementary schools	1-6
Comparative summary—common schools.....	1-2
Secondary schools	6-14
Summaries and comparative statements.....	9-10
Schools in unorganized townships	14-15
State examinations	15-17
State summer schools	17-21
Educational meetings	22-30
Union supervision	30
Medical inspection	30-31
State normal and training schools—University of Maine.....	31
Industrial education	31-32
Equalization of school opportunity.....	32-33

CHAPTER II.

Reports of the President of the University of Maine and the Principals of the State Normal Schools and Training School.

Special financial report of the University of Maine.....	34-38
Farmington Normal School	38-40
Eastern State Normal School	40-42
Western State Normal School	42-46
Aroostook State Normal School	46-48
Washington State Normal School	48-49
Madawaska Training School	49-50
Comparative summary of normal school attendance.....	50
Fiscal statement	51-52

CHAPTER III.

Contributions to Educational Discussion.

	PAGE
Physical Education and Secondary School Athletics—John A. Cone	53-59
Retarded Pupils—The Cost to the Individual and to the Community—F. G. Wadsworth	60-63
Greater Public Service from the Public High School—Alonzo J. Knowlton	63-66
Taking and Using the School Census—Charles N. Perkins....	66-70
The Conveyance Problem—Charles O. Turner	70-74

II. OF THE APPENDIX.

Table Number I:	PAGES
Common School Statistics Showing School Enrollment.....	2-23
Androscoggin county	2
Aroostook county	3-5
Cumberland county	5-6
Franklin county	7
Hancock county	8-9
Kennebec county	9-10
Knox county	11
Lincoln county	12
Oxford county	13
Penobscot county	14-15
Piscataquis county	16
Sagadahoc county	17
Somerset county	17-18
Waldo county	19
Washington county	20-21
York county	21-22
Summary	23

Table Number II:

Common School Statistics Showing Character of Schools and School Property	24-45
Androscoggin county	24
Aroostook county	25-27
Cumberland county	27-28
Franklin county	29
Hancock county	30-31
Kennebec county	31-32
Knox county	33
Lincoln county	34
Oxford county	35

CONTENTS.

vii

	PAGE
Penobscot county	36-37
Piscataquis county	38
Sagadahoc county	39
Somerset county	39-40
Waldo county	41
Washington county	42-43
York county	44-45
Summary	45

Table Number III:

Common School Statistics Showing Facts Regarding Teachers
in Common Schools

Androscoggin county	46
Aroostook county	47-49
Cumberland county	49-50
Franklin county	51
Hancock county	52-53
Kennebec county	53-54
Knox county	55
Lincoln county	56
Oxford county	57
Penobscot county	58-59
Piscataquis county	60
Sagadahoc county	61
Somerset county	61-62
Waldo county	63
Washington county	64-65
York county	66-67
Summary	67

Table Number IV:

Common School Statistics Showing Appropriations and Ex-
penditures of the Common School Fund

Androscoggin county	68-89
Aroostook county	68
Cumberland county	69-71
Franklin county	71-72
Hancock county	73
Kennebec county	74-75
Knox county	75-76
Lincoln county	77
Oxford county	78
Penobscot county	79
Piscataquis county	80-81
Sagadahoc county	82
Somerset county	83
Waldo county	83-84
	85

	PAGE
Washington county	86-87
York county	88-89
Summary	89

Table Number V:

Common School Statistics Showing General School Appropriations and Expenditures		90-111
Androscoggin county		90
Aroostook county		91-93
Cumberland county		93-94
Franklin county		95
Hancock county		96-97
Kennebec county		97-98
Knox county		99
Lincoln county		100
Oxford county		101
Penobscot county		102-103
Piscataquis county		104
Sagadahoc county		105
Somerset county		105-106
Waldo county		107
Washington county		108-109
York county		110-111
Summary		111

Table Number VI:

Common School Statistics Showing Distribution of Pupils....		112-133
Androscoggin county		112
Aroostook county		113-115
Cumberland county		115-116
Franklin county		117
Hancock county		118-119
Kennebec county		119-120
Knox county		121
Lincoln county		122
Oxford county		123
Penobscot county		124-125
Piscataquis county		126
Sagadahoc county		127
Somerset county		127-128
Waldo county		129
Washington county		130-131
York county		132-133
Summary		133

CONTENTS.

ix

	PAGE
Table Number VII:	
Common School Statistics Showing Percentage of Valuation Raised for Common School Purposes.....	134-153
Androscoggin county	134
Aroostook county	135-136
Cumberland county	137
Franklin county	138
Hancock county	139
Kennebec county	140
Knox county	141
Lincoln county	142
Oxford county	143
Penobscot county	144-145
Piscataquis county	146
Sagadahoc county	147
Somerset county	147-148
Waldo county	149
Washington county	150-151
York county	152
Summary	153
Table Number VIII:	
Common School Statistics Showing Comparison of Items in School Reports Between the Years 1911 and 1910.....	154
Table Number IX:	
Common School Statistics Showing Comparison of Items in School Reports Between the Years 1911 and 1901.....	155
Table Number X:	
Secondary School Statistics Showing Expenditures, Receipts and General Registration in Free High Schools.....	156-161
Table Number XI:	
Secondary School Statistics Showing Enrollment by Classes and Courses	162-167
Table Number XII:	
Secondary School Statistics Showing Amounts Expended by Towns Contracting with Academies and Attendance of Resident Pupils	168-169
Table Number XIII:	
Secondary School Statistics Showing General Statistics of Academies	170-171

	PAGE
Table Number XIV:	
Secondary School Statistics Showing Permanent Assets, Current Income and Expenditures of Academies.....	172-174
Table Number XV:	
Secondary School Statistics Showing Enrollment by Classes and Courses in Academies	176-177
Table Number XVI:	
Secondary School Statistics Showing Financial Statement of Academies, Seminaries and Institutes	178
Table Number XVII:	
Secondary School Statistics Showing Payments Made by Towns not Supporting Approved Free High Schools for the Tuition of Pupils	179-181
Table Number XVIII:	
Secondary School Statistics Showing Secondary Schools Having Approved Courses of Study	182-184
Table Number XIX:	
Showing Statistics on Examination of Eyes and Ears.....	185-195
Androscoggin county	185
Aroostook county	185-186
Cumberland county	186-187
Franklin county	187
Hancock county	187-188
Kennebec county	188-189
Knox county	189
Lincoln county	189
Oxford county	190
Penobscot county	190-191
Piscataquis county	192
Sagadahoc county	192
Somerset county	192-193
Waldo county	193
Washington county	194
York county	195
Summary	195
Table Number XX:	
Showing Amounts Due Towns in Aid of Common Schools out of the School and Mill Fund, Common School Fund and Equalization Fund	196-207
Androscoggin county	196

CONTENTS.

xi

	PAGE
Aroostook county	196-197
Cumberland county	198
Franklin county	198
Hancock county	199
Kennebec county	199-200
Knox county	200
Lincoln county	201
Oxford county	201-202
Penobscot county	202-203
Piscataquis county	203
Sagadahoc county	204
Somerset county	204
Waldo county	205
Washington county	205-206
York county	206
Recapitulation by counties	207
Table Number XXI:	
Showing School Statistics, Unorganized Townships	208-209
Table Number XXII:	
Showing Statistics on Union Supervision of Schools.....	210-211
Summary	212
Table Number XXIII:	
Showing Statistics of Teachers' Conventions.....	213



CHAPTER I.

REPORT OF EDUCATIONAL PROGRESS.

ELEMENTARY SCHOOLS.

Statistics.

The returns required by law have been made by the municipal and school officers of the several towns. The figures submitted in these returns have been tabulated and are presented in full in the several tables of the appendix which is a part of this report. The following is a summary of statistics for elementary schools for the year 1911. For purposes of comparison a similar summary for 1910 is reported here.

COMPARATIVE SUMMARY—COMMON SCHOOLS.

I. OF SCHOLARS AND SCHOOL ATTENDANCE.

	1910.	1911.	Increase.	Decrease.
Whole number of persons in the state between the ages of five and twenty-one.....	213,123	214,960	1,837	-
Whole number of different scholars attending school.....	132,592	132,823	231	-
Average registered attendance per term.....	113,960	114,288	328	-
Average daily attendance per term....	96,798	97,833	1,035	-

II. LENGTH OF SCHOOLS.

Average length for year.....	31w 2d	32w 3d	1w 1d	-
Aggregate number of weeks for year..	147,147	152,153	5,006	-

III. TEACHERS.

Number of different teachers employed during year.....	6,905	6,932	27	-
Number continued in same school during year.....	2,767	2,626	-	141
Number who had had previous experience.....	5,795	5,732	-	63
Number who were graduates of normal schools.....	1,683	1,919	236	-
Number holding state certificates....	1,508	1,848	340	-
Number who attended teachers' meetings.....	3,295	3,901	606	-
Number who attended summer schools for teachers.....	568	478	-	90
Average wages of male teachers per month.....	\$43 25	\$44 43	\$1 18	-
Average wages of female teachers per week.....	\$8 31	\$8 57	\$0 26	-
Amount paid for teachers' services and board and janitors' services.....	\$1,587,628	\$1,699,162	\$111,534	-

IV. TEXT-BOOKS, SCHOOL LIBRARIES AND SCHOOL APPLIANCES.

Amount expended for free text-books	\$118,541	\$118,104	-	\$437
Number of schools having libraries...	881	954	73	-
Amount expended for new buildings, repairs, insurance and school appliances	\$480,407	\$440,864	-	\$39,543
Value of schoolroom and schoolyard improvements not paid for by towns	\$7,030	\$53,813	\$46,783	-

V. NUMBER AND CHARACTER OF SCHOOLS.

Whole number of schools in state....	4,662	4,645	-	17
Number of graded schools.....	2,222	2,508	286	-
Number of ungraded schools.....	2,440	2,137	-	303
Number of schools located in rural communities.....	2,644	2,596	-	48
Number of different pupils registered in rural schools.....	52,114	50,444	-	1,670
Number of schools located in villages	1,183	1,216	33	-
Number of different pupils registered in village schools.....	44,763	46,377	1,614	-
Number of schools located in cities.....	833	833	-	-
Number of different pupils registered in city schools.....	35,715	36,002	287	-
Number of schools having active School Improvement Leagues.....	597	678	81	-

VI. NUMBER AND CONDITION OF SCHOOLHOUSES.

Number of schoolhouses in state....	3,822	3,780	-	42
Number reported in good condition...	3,196	3,234	38	-
Number supplied with flags.....	2,806	2,795	-	11
Number built during the year.....	39	30	-	9
Cost of same.....	\$278,162	\$144,763	-	\$133,399
Estimated value of all school property	\$7,309,494	\$7,638,057	\$328,563	-

VII. RESOURCES AND EXPENDITURES.

Amounts available from town treasuries for common school fund proper	\$1,105,323	\$692,903	-	\$412,420
Amounts available from state treasury	\$876,249	\$1,494,416	\$618,167	-
Amounts derived from local funds....	\$39,725	\$46,132	\$6,407	-
Total school resources (school fund proper).....	\$2,021,297	\$2,232,968	\$211,671	-
Amount expended for new schoolhouses.....	\$278,162	\$185,075	-	\$93,087
Amount expended for insurance, repairs, apparatus, etc.....	\$229,297	\$255,789	\$26,492	-
Amount expended for free text-books	\$118,541	\$118,104	-	\$437
Amount expended for local superintendence.....	\$72,940	\$72,065	-	\$875
Total expenditures for all common school purposes.....	\$2,547,493	\$2,640,514	\$93,021	-
Amount of common school fund voted by towns.....	\$962,683	\$542,802	-	\$419,881
Amount raised per scholar (5 to 21 years) by local taxation for common school fund only.....	\$4 51	\$2 52	-	\$1 99
Cost per pupil, all common school purposes, basis of average attendance..	\$26 06	\$26 99	\$0 93	-

Comments.

Features of particular encouragement shown in the foregoing summary are those relating to the length of the school year and to the status and remuneration of teachers. It is well known that the Maine school system has suffered considerably in comparison with those of other states by reason of the much shorter terms for which schools have been maintained.

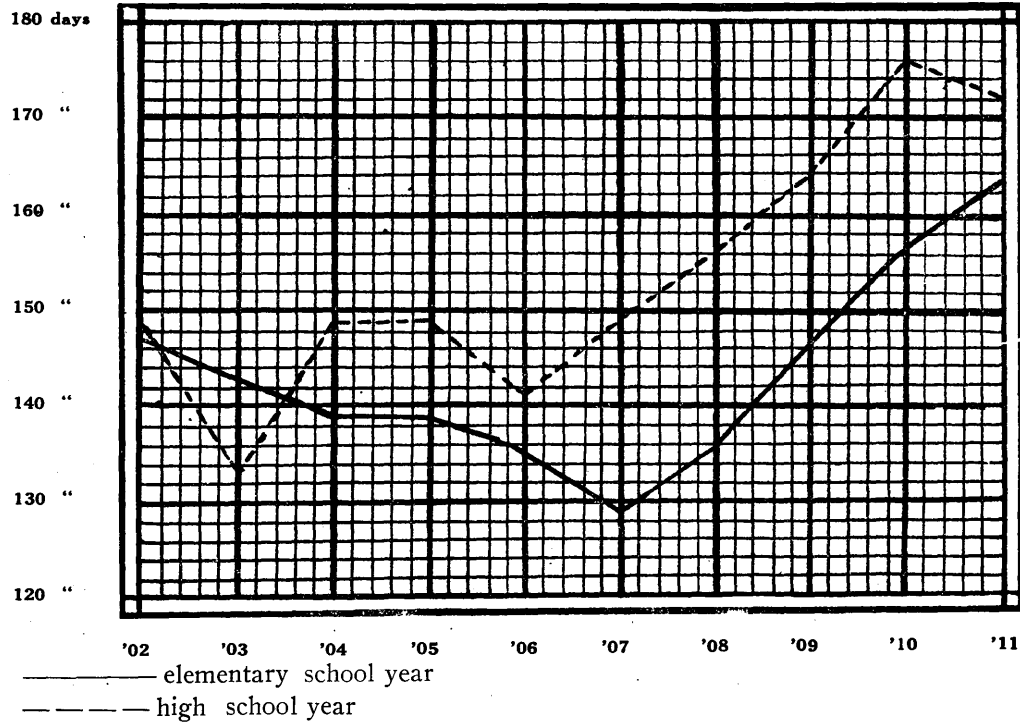


Figure showing increase in days in average length of years of elementary and high schools for period of ten years.

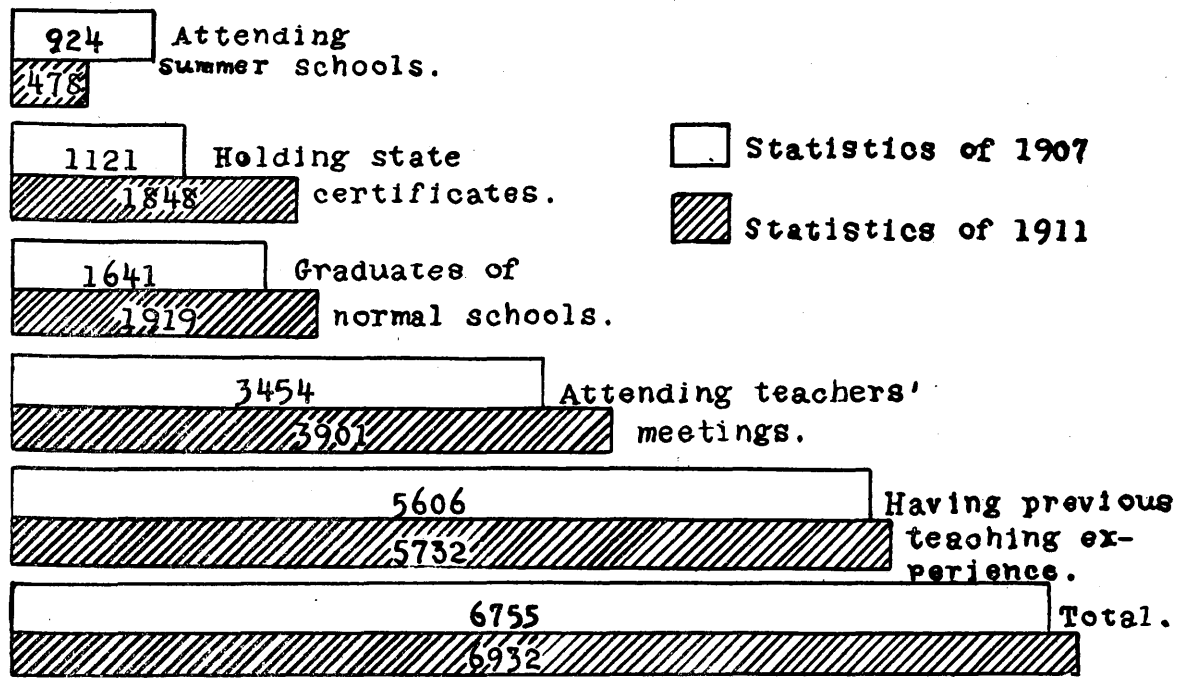


Figure showing training and experience of teachers of elementary schools on basis of proportion to whole number of elementary school teachers employed.

Increase of School Year.

A sharp advance in the length of school year was indicated in the report of 1910. Again this year we find another encouraging advance, bringing the average school year for the state to thirty-two weeks and three days. With a similar increase, which it is hoped the next report may show, our schools will have attained a much more satisfactory standard on a fundamental point.

Professional Advance.

The increase in the number of teachers who are graduates of normal schools shows clearly that the exodus of our professional teachers to other states has been considerably checked if it has not been entirely stopped. The increase in the number of teachers holding state certificates is another encouraging indication of the improved professional status of our teachers. That this improvement has not been altogether without recognition is indicated in the still increasing average salary.

Salary Question Still Urgent.

It is necessary, however, to point out again that the most important question before the people is that of securing proper financial recognition of the teachers' worth. This fact, to be sure, is not a local one but, as indicated in preceding reports, the situation is particularly acute in Maine where teaching service is less adequately recognized in terms of salary than in any other of the states of this section.

More Attention Paid to Classification.

The gradual increase each year in the number of graded schools is not to be taken as an indication of a proportionate decrease in the number of one room rural schools. It is rather one of the signs that greater care is being taken to systematize the work of all the schools. The decrease in the number of schools located in rural communities will be found to be only slightly greater than the increase of the schools located in villages. These figures indicate that school consolidation in Maine continues to follow the trend towards making use of the village schools as the unit of consolidation. There is to be

found in the existence of this tendency a special reason for care that these consolidated village schools may so far as practicable conform to many of the ideals of rural education. It would be unfortunate if school consolidation of this kind should result in alienating the youth from farm life by undue emphasis upon urban attractions.

School Property Should be Improved.

There would seem to be no good reason why superintendents should find it necessary to report that six hundred twenty-six school buildings of the state are not in good condition. Under our compulsory education laws there would appear to be a sufficient reason why communities should feel under obligations to provide school buildings fit in every way for the occupancy of children.

Changes in Methods of Raising School Revenue.

The variation of figures under resources and expenditures has been considerable for the two years just closing because of the changes of methods of raising school funds and of distributions brought about by recent legislation. The result of this legislation has been to increase greatly the amount raised by the state and to decrease in about the same proportion the amount raised by towns. It has been encouraging to observe that in a number of instances towns have continued liberal local appropriations in addition to the amounts they have indirectly contributed to state funds.

SECONDARY SCHOOLS.

Statistics.

The following summaries are a digest of the figures presented in tables number X to XVIII of the appendix. These tables relate to high schools and academies. In the summary are presented similar figures for the preceding year. These are given for purposes of comparison.

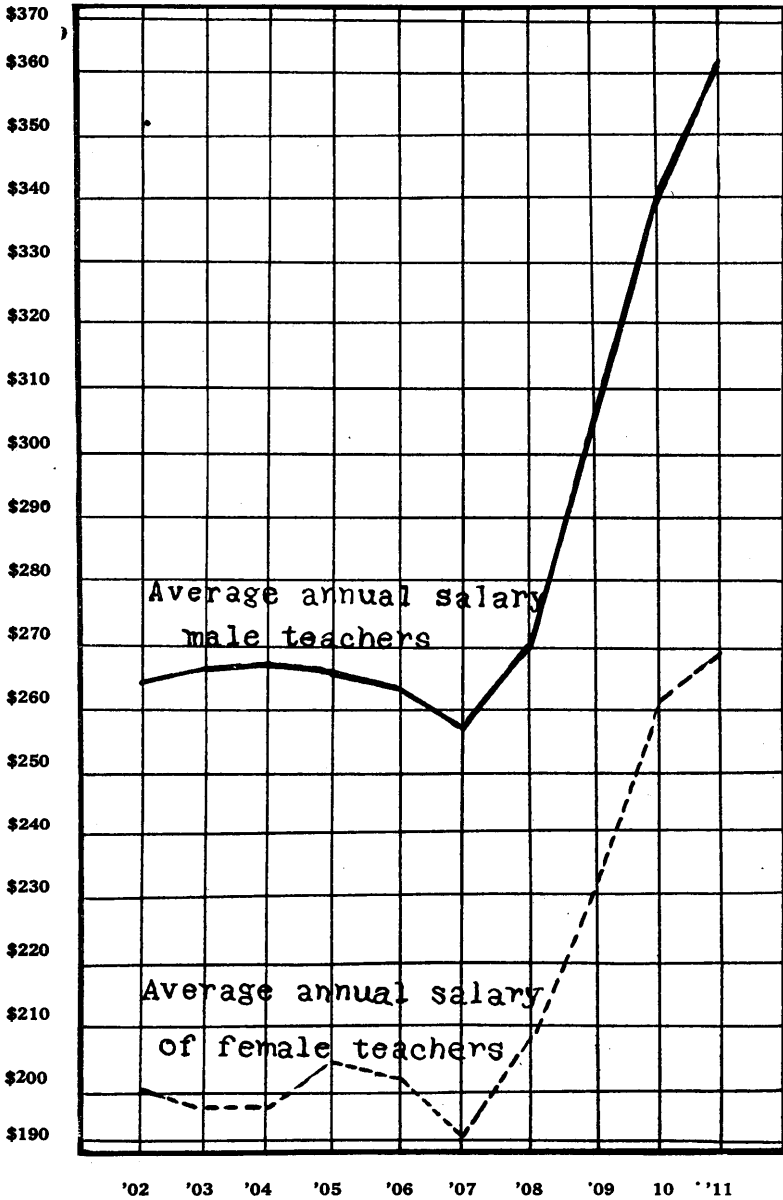


Figure showing increase in average annual salaries of male and female teachers of elementary schools for period of ten years.

Class O group \$29.34.

Class B group \$42.40.

Two teacher school group \$38.72.

Three teacher school group \$35.27

Four to six teachers \$30.37

Five to seven teachers \$39.27

Seven to thirteen teachers \$31.76

Twelve to twenty-eight teachers \$33.51

Figure showing average cost for instruction (teaching only) per pupil, on basis of average attendance, in typical groups of high schools.

SUMMARIES AND COMPARATIVE STATEMENTS.

FREE HIGH SCHOOLS.

I. NUMBER AND LENGTH.

	1910.	1911.	Increase.	Decrease.
Number of free high schools receiving state aid.....	178	183	5	-
Number of towns maintaining free high schools.....	173	177	4	-
Total number of weeks.....	6,121	6,304	183	-
Average number of weeks to each school.....	35w 1d	34w 2d	-	4d

II. ATTENDANCE.

Number of scholars registered.....	11,686	11,759	73	-
Average attendance.....	10,157	10,446	289	-
Per cent of average attendance.....	.86	.88	.02	-
Number attending from town in which school is located.....	10,577	10,757	180	-
Number attending from other towns..	1,109	1,002	-	107
Number of boys enrolled.....	4,490	5,116	626	-
Number of girls enrolled.....	6,704	6,643	-	61

III. TEACHERS.

Number of male teachers employed...	216	223	7	-
Number of female teachers employed..	336	342	6	-
Average wages of male teachers per month.....	\$91 06	\$93 20	\$2 14	-
Average wages of female teachers per week.....	\$12 03	\$12 75	\$0 72	-

ACADEMIES, INSTITUTES AND SEMINARIES.

I. NUMBER AND LENGTH.

	1910.	1911.	Increase.	Decrease.
Whole number of schools reporting...	45	46	1	-
Total number of weeks.....	1,676	1,676	-	-
Average number of weeks to each school.....	37	36	-	1

II. ATTENDANCE.

Number of pupils enrolled.....	3,998	4,055	57	-
Average attendance.....	3,399	3,589	190	-
Whole number in English course....	1,875	1,657	-	218
Average number in English course....	1,648	1,465	-	183
Whole number in college preparatory course.....	1,670	1,800	130	-
Average number in college preparatory course.....	1,513	1,672	159	-
Whole number in training course for teachers.....	195	247	52	-
Average number in training course for teachers.....	176	205	29	-
Whole number in manual training course.....	105	133	28	-
Whole number in domestic science course.....	8	45	37	-
Whole number in agricultural course..	24	51	27	-
Number pursuing secondary school studies.....	3,646	3,913	267	-
Average number pursuing secondary school studies.....	3,166	3,542	376	-
Number resident pupils pursuing secondary school studies.....	1,957	2,015	58	-
Number non-resident pupils pursuing secondary school studies.....	1,689	1,898	209	-

III. TEACHERS.

Number of teachers including principal	219	236	17	-
Average wages of male teachers per month	\$99 53	\$105 63	\$6 10	-
Average wages of female teachers per week	\$13 02	\$12 72	-	\$0 30

Progress of Secondary Schools.

The progress made by the secondary schools during the past year has been gratifying. Several contributing causes are responsible for this improvement. It is due in part to the greater interest manifested throughout the country in secondary education, the percentage of increase in attendance in high schools in the nation at large for the past decade having been considerably greater than that of the population.

Varied Demands upon Secondary Schools.

The students who make up this larger enrollment come largely of course from classes of students who formerly completed their formal education in the elementary schools. Not only the numbers of such students, but their needs have created insistent demands for larger and more varied opportunities. These demands have been met by the construction of buildings equipped with every means for effective teaching and by broadening the course of study to provide for the great variety of interests represented by the student body.

The Development of the Curriculum.

The development of the secondary school is dependent in a large measure upon the program of studies which it offers, and no phase of secondary education has received more attention during the past few years than this. Discussion has centered about two topics, namely, college entrance requirements and vocational or industrial education. The result of the discussion on both points has been the introduction of new ideals in secondary education. In the matter of college entrance requirements traditional courses are undergoing change both as to the material suitable for use in college preparation and of quantitative requirements, while other courses are becoming broadly constructive in the field of practical preparation for immediate vocational activities. The discussion affects conditions in our

state in view of the large percentage of students registered in the college preparatory courses and of the introduction of vocational work through the recent act for the encouragement of industrial education.

College Entrance Requirements.

In former years the task of the secondary schools was primarily to fit boys for college, a task comparatively simple so long as the colleges demanded that the preparation be along strictly classical lines. The task has become greatly complicated by the changing conceptions of its nature resulting from new demands upon the college and from the insistence of parents and employers of youth that more specific training for the vocations be provided. The college today recognizes the great variety of training demanded of its graduates. Specialization has increased with infinite rapidity. The agricultural college alone of the University of Maine finds no fewer than eighteen special lines of work upon which its graduates may enter, each calling for a certain degree of special preparation. This diversity in higher education has been reflected in the schools where preparation for college is attempted. While it has furnished relief from the rigid classical lines it has greatly increased the burden of the schools by requiring greater variety in the subjects offered, thereby calling for a larger and more versatile teaching force, for better facilities for teaching certain subjects, especially science, and by a constant increase in the scope of the subject matter offered.

To a very great degree the effort made to adjust the schools to meet the requirements of the colleges has benefited the students who do not enter college, for it must be recognized that a boy or girl who chooses wisely and does thoroughly the work that now forms a part of every college preparatory course will have a mental development that will assist him to enter upon any ordinary occupation of life. He may lack specific training or technical knowledge required in his calling, but his general intelligence places in his power resources that will serve him well. Critics of the college and of its requirements must recognize the great obligations of the schools for the standards and ideals that the college has established.

Colleges Should Recognize Demands on Schools.

A serious difficulty, however, lies in the fact that normal conditions found in the high schools are not recognized by the present college entrance requirements. Artificial stimuli are used to secure superficial results. The colleges have appeared not to recognize the needs of the pupil not preparing for college and, through the influence which a superior institution necessarily exerts upon those of lower grade they have so molded sentiment that in many communities the failure of a school to maintain a course of study meeting the requirements of college would go far towards condemning the school in its other departments in the estimation of the citizen.

Requirements as Affecting Maine High Schools.

The problem in this state is complicated by the large number of schools with limited teaching force. In some instances the question may properly be raised whether the school should attempt to meet the requirements for college entrance if the effort of doing so minimizes the attention paid to the larger body of students whose school life must terminate with the high school. It would seem a wise policy for such schools to provide for the student preparing for college all that can be given without sacrifice of the claims of the large majority. Such a policy would not mean a sacrifice of scholarship standards. It should, in fact, raise the quality of work done by the non-preparatory students owing to the increased attention which they would receive. The assumption that a school that does not fit students for college is not a good school is unwarranted. Such a school may be serving a very definite purpose and doing its work in as creditable a manner as one sending a large number of students to college well prepared for their work. The difference is largely one of aim. Again the tendency to regard a school holding a certificate privilege superior to its neighbor is an unfortunate one. Under the present conditions upon which such privileges are granted any of the standard high schools of the state might, by devoting all its energies to meeting certain highly artificial requirements, secure approval for this purpose. One of the small schools has held that privilege for several years, but with the sacrifice of much that would interest and





High School Building, Presque Isle, Erected 1910

hold the non-preparatory pupil. Without question the opportunity of many of the high schools of the state lies in emphasizing the so called English course adding strength and dignity to the subjects taught and serving the interests of the great majority of its students.

Interests of Majority of Students Must be Considered First.

It is interesting to note that in several of the larger schools of the state preparation for college is being made incidental to the real work of the school. The type form of college entrance requirements is followed only so far as these requirements contribute to the larger interests of the students. This adjustment has been made without loss of standing with college authorities or of certificate privilege. It would be of great service to the state if several strong schools were to become entirely independent of college entrance requirements exhibiting by their example the ability of a school to maintain a recognized standing without dependence upon the immediate approval of a higher institution.

College Coöperation.

An effort has been made to bring the colleges and secondary schools of the state into closer relation through the consideration of some form of certification privilege for the standard high schools. At the invitation of the state superintendent the presidents of the four colleges met to discuss the general proposition during the fall of 1909. This meeting resulted in the appointment of a committee representing the colleges for further conference. This committee has held four meetings. A careful investigation of conditions prevailing in the schools has been made; the entrance requirements and various methods of admission have been discussed. While certain conditions at present prevent an immediate extension of the certificate privilege as originally proposed the coöperating colleges have shown a most liberal and cordial attitude toward the schools. Other tendencies manifest in the action of Harvard and Bowdoin Colleges in their new plans for admission and the modification in the rules of the New England College Entrance Certificate Board make it evident that the higher institutions are giving

careful attention to the problems of the secondary school and are striving to assist in their solution.

SCHOOLS IN UNORGANIZED TOWNSHIPS.

In the table XXI of the appendix are presented statistics in detail relating to schools in unorganized townships. The following statement is a summary of these statistics together with a comparison with similar figures of the preceding year.

STATISTICAL SUMMARIES.

I. NUMBER, SCHOOL POPULATION, ETC., OF TOWNSHIPS.

	1910.	1911.
Number of townships reported.....	58	67
Number of children of school age.....	814	948
Number of townships in which schools were maintained.....	47	54
Number in which children were schooled in other townships.....	11	13
Number of different schools.....	59	73

II. SCHOOL ENROLLMENT AND ATTENDANCE.

Number of children schooled.....	641	722
Number in home schools.....	599	660
Number schooled elsewhere.....	42	62
Average daily attendance.....	588	626

III. OF TEACHERS.

Number of different teachers employed.....	78	88
Number who had previously taught.....	60	64
Number who had not previously taught.....	18	24
Average number of terms previously taught.....	7	9
Average weekly wages including board.....	\$8 70	\$7 75

IV. OF SPECIAL SCHOOL CONDITIONS.

Number of pupils not absent one-half day.....	305	321
Number of cases of tardiness.....	1,350	1,011
Number of citizens visiting schools.....	499	558
Number of pupils pursuing secondary studies.....	15	20
Number studying algebra.....	15	19
Number studying botany.....	1	2
Number studying civil government.....	2	3
Number studying Latin.....	2	2

V. FISCAL.

Amount paid for wages and board of teachers.....	\$11,050	\$14,750
Amount paid for transportation of scholars.....	762	1,028
Amount paid for board of children.....	947	753
Amount paid for tuition.....	402	625
Amount paid for fuel, janitors, etc.....	794	862
Total.....	\$13,955	\$18,018
Amount paid agents, services and expenses.....	1,208	1,021
Amount paid for books and supplies.....	1,450	871
Total expenditures for year.....	\$16,613	\$19,910

Comments.

The foregoing summaries indicate the leading facts of a minor, but not unimportant, department of the state school system. With a very large area of undeveloped territory there is certain to be for a long time a considerable pioneer population in this state. The number of townships showing settlements in which children are to be schooled is gradually increasing. Together with this increase naturally follows a proportionate increase in the number of children to be schooled. In the schooling of these children the question as to whether privileges shall be provided in the local community or whether children shall be taken to schools outside is determined, as far as possible, on the basis of the individual welfare of the pupils concerned. In the majority of cases, as the figures show, it is found desirable to provide schooling near the home even though doing so entails occasionally the maintenance of a school with a small enrollment.

Through action of the legislature of 1911 it becomes possible to provide for somewhat more direct supervision than has formerly been possible. Under these conditions it is to be expected that the system can be better organized.

STATE EXAMINATIONS.

This report of examinations given and certificates granted includes:

1. The examinations held at the summer schools of 1910.
2. Those held August 26, 1910, the regular annual examinations for state teachers' certificates.
3. The regular semi-annual examination for state teachers' certificates given February 24, 1911.
4. The examinations for superintendence grade certificates held July 29, 1910, January 27, and July 28, 1911.

It includes also the record of certificates granted to members of the graduating classes of the state normal schools of 1911, and of special certificates granted to former graduates of these schools granted since the last report made for the year ending September 1, 1911.

At the examinations given for teachers' state certificates, 445 candidates appeared and took the examinations in whole or in part, of whom 340 attained the average and minimum ranks required in order to be granted certificates. At the two exami-

nations for superintendence grade certificates 27 candidates took the required tests, 26 of whom were granted certificates. The certificates regularly issued to members of normal school graduating classes were 187 and the special certificates granted to former graduates numbered 197. The aggregate number of certificates granted during the year, therefore, was 650.

The detailed statistics of examinations and certificates granted both as to number, grades and periods for which granted, are shown in the following tables:

STATE TEACHERS' CERTIFICATES.

COUNTIES AND NORMAL SCHOOLS.	Number taking examination.	Number passed.	Number failing to pass.	GRADES OF CERTIFICATES.				PERIOD FOR WHICH CERTIFICATES WERE GRANTED.			
				Public school.	Grammar or Common School.	Common School.	Primary or Common School.	Life.	Five years.	Three years.	One year.
Androscoggin.....	18	8	10	1	5	2	-	5	-	-	3
Aroostook.....	74	37	37	1	5	13	18	8	9	4	16
Cumberland.....	30	28	2	1	13	6	8	6	9	8	5
Franklin.....	5	5	-	1	-	2	2	1	2	-	2
Hancock.....	45	35	10	-	2	17	16	4	5	5	21
Kennebec.....	37	35	2	-	8	12	15	7	9	6	13
Knox.....	17	16	1	-	9	2	5	8	2	2	4
Lincoln.....	6	6	-	-	3	2	1	2	3	1	-
Oxford.....	25	21	4	1	8	5	7	4	2	8	7
Penobscot.....	68	48	20	-	7	23	18	14	13	11	10
Piscataquis.....	14	10	4	-	-	4	6	1	1	4	4
Sagadahoc.....	10	10	-	1	4	5	-	1	2	2	5
Somerset.....	25	19	6	-	4	6	9	7	2	3	7
Waldo.....	18	16	2	-	4	6	6	7	5	3	1
Washington.....	33	26	7	-	2	11	13	5	4	7	10
York.....	20	20	-	3	4	9	4	8	7	3	2
Castine Normal.....	58	58	-	1	53	4	-	10	22	13	13
Farmington Normal.....	82	82	-	2	78	2	-	22	22	22	16
Gorham Normal.....	115	115	-	1	80	30	4	13	21	32	49
Aroostook Normal.....	27	27	-	-	26	1	-	3	8	7	9
Madawaska Training.....	2	2	-	-	-	2	-	-	-	1	1
	729	624	105	13	315	164	132	136	148	142	198

STATE SUPERINTENDENCE GRADE CERTIFICATES.

EXAMINATIONS	Number registering.	Number taking exam.	Number passed.	PERIOD FOR WHICH CERTIFICATES WERE GRANTED.		
				Life.	Five years.	One year.
July 29, 1910.....	29	27	26	4	20	2
January 27, 1911.....						
July 28, 1911.....						

As shown by last report the number of state teachers' certificates then in force was 2694. Of these 332 ceased to be valid during the year by reason of expiration of the term for which they were issued and of nonrenewal. Adding to the number left in force, 2362, the number granted during the year, 650, there appear to be now in force 3012 certificates of all grades.

STATE SUMMER SCHOOLS.

The plan of conducting the state summer schools at the normal schools adopted in 1907 has been continued. By this arrangement the excellent facilities offered by the normal school buildings and equipment are available to the students who attend.

The courses and methods of the summer schools of 1911 were made to bear with particular emphasis upon rural school needs and conditions. The summer schools, it is believed, must be made to contribute especially to rural school betterment.

A regular term of normal school with credit on the regular course extending through a period of six weeks was again held at Presque Isle, the plan having been given successful trial in 1909. A report of this term is incorporated in the annual report of the Aroostook State Normal School.

Reports of the directors of the summer schools are given herewith:

FARMINGTON, MAINE, OCT. 10, 1911.

To the State Superintendent of Public Schools, Augusta, Maine:

DEAR SIR:—I have the honor to report statistics for the summer school held at the Farmington Normal School, July 12-25, as follows:

The courses in school management and round table conferences were conducted by W. G. Mallett; drawing and manual training by Louise W. Richards, teacher of eighth and ninth grades of the training school, Farmington Normal School; arithmetic, primary methods and music by Edna E. Lamson, director of the Normal Department of Spelman Seminary, Atlanta, Georgia; grammar, history and geography by Nina W. Hussey, eighth grade teacher of Brockton, Mass. All this work was offered daily throughout the term.

The total number registered was 75; the average age was 21 3-4 years; the average teaching experience 93 weeks; 20 had only elementary education; 53 were graduates of secondary schools; 2 of normal schools; 16 had no teaching experience. All were Maine teachers except one and 64 were teachers of one room rural schools; 9 were teachers in village schools, 1 in city schools and 1 in secondary schools.

Respectfully submitted,

W. G. MALLETT, *Director.*

CASTINE, MAINE, JULY 27, 1911.

To the State Superintendent of Public Schools, Augusta, Maine:

DEAR SIR:—The state summer school for teachers held at Eastern State Normal School, opened July 10th, 1911 and continued two weeks. The school was under the instruction of the following teachers:

Albert F. Richardson, School Management and School Conferences.

Edward E. Philbrook, Music and Geography.

Miss Hattie A. Wiggin, Manual Training and Drawing.
 Mrs. Jennie C. Sweetser, History, Grammar and Arithmetic.
 Miss Mary C. Richardson, Primary Methods.

Total enrollment	71
Number having had teaching experience.....	53
Average teaching experience	160 weeks
Average age	25 years
Graduates of secondary schools	29
Graduates of normal schools	15
Graduates of colleges	3
Having elementary education	24
Number taught in Maine schools	50
Number taught in other states	3
Number taught in rural schools of one room.....	26
Number taught in village schools	25
Number taught in city schools	1
Number taught in secondary schools	1
Number without teaching experience	18
Number of students taking arithmetic	18
Number of students taking grammar	25
Number of students taking manual training	45
Number of students taking drawing	25
Number of students taking history	27
Number of students taking school management... ..	27
Number of students taking primary methods	30
Number of students taking music	5
Number of students taking geography	13

The school numbered nine more than last year and the class of teachers was older and better prepared. At the close of the session 25 took the state examination against 21 last year.

Respectfully submitted,

ALBERT F. RICHARDSON, *Director.*

GORHAM, MAINE, JULY 30, 1911.

To the State Superintendent of Schools, Augusta, Maine:

DEAR SIR:—Following is a report of the session of the state summer school held at Gorham, July 10th to 21st, 1911.

The instructors employed were Walter E. Russell, Director; Clarence H. Dempsey, Mary E. Elder and L. Eleanor Cloudman.

The following statistics were gathered:

Total number registered	62
Average age 23 years, varying from 17-26.	
Number having had teaching experience	55
Average teaching experience	83 weeks
Number having elementary education only	5
Number graduates of secondary schools	42
Number graduates of normal schools	2
Number graduates of colleges or universities.....	3
Number teaching in Maine schools	52
Number teaching in schools of other states.....	0
Number teaching in one room rural schools	44
Number teaching in village schools.....	5
Number teaching in city schools	2
Number teaching in secondary schools	1

Respectfully submitted,

WALTER E. RUSSELL, *Director.*

MACHIAS, MAINE, JULY 25, 1911.

To the State Superintendent of Public Schools, Augusta, Maine:

DEAR SIR:—The summer school for teachers held at the Washington State Normal School, Machias, opened July 10th, and closed July 21st. The instructors were:

W. L. Powers, School Management and Round Table Conferences.

Thomas C. Chaffee, Arithmetic, Geography, History.

Miss Matilda Doland, Primary Methods, Grammar.

Miss Clara Talbot, Vocal Music.

Edward G. Curtis, Geology.

Total enrollment	63
Average age	25 years
Graduates of secondary schools	26
Graduates of normal schools	5
Graduates of colleges	0
Number teaching in Maine	32
Number teaching in other states	4

Number teaching in one room rural schools.....	14
Number teaching in village schools	17
Number teaching in city schools	3
Number teaching in secondary schools	2
Number who have taught	31
Average teaching experience	16 terms
Number who have not taught	13
Others who attended for short periods, but not registering	19

Respectfully submitted,

W. L. POWERS, *Director.*

FORT KENT, MAINE, AUGUST 8, 1911.

To the State Superintendent of Public Schools, Augusta, Maine:

DEAR SIR:—The state summer school for teachers held at Madawaska Training School, opened July 24th, 1911, and continued two weeks. The school was under the instruction of the following teachers:

Miss Matilda B. Doland, Fitchburg, Mass.; Miss Nellie M. Harvey, Castine; Miss Iva Baxter, Fredericton, N. B.; Mr. Charles N. Perkins, Brewer.

List of courses: Rural School Management; Arithmetic with Methods; Geography with Methods; United States History with Methods; Manual Training; Drawing; Music.

Number registered	105
Average age	20
Average teaching experience	6 terms
Teachers who have had only elementary school education	82
Graduates of secondary schools	2
Graduates of normal schools	2
Number without teaching experience	11
Number of Maine teachers	94
Number from other states	0
Teachers in rural schools (one room)	88
Teachers in village schools	6

Respectfully submitted,

MARY P. NOWLAND, *Director.*

EDUCATIONAL MEETINGS.*Teachers' Institutes.*

Teachers' institutes for the several counties have been held in accordance with section eighty-nine of chapter fifteen of the Revised Statutes.

Detailed statistics regarding attendance of these meetings will be found in the last table of the appendix. Besides papers and addresses by teachers and those resident of the counties addresses on subjects indicated were given by the following persons from outside the counties:

Principal W. G. Mallett, Farmington:

"Uses of the Imagination."

Principal W. E. Russell, Gorham:

"Methods of Placing Teachers."

"A Variety of Expression in School Work."

Principal A. F. Richardson, Castine:

"What Every Child Should Get from the Public School."

Principal W. L. Powers, Machias:

"How to Meet State Requirements in Nature Study."

Principal S. L. Merriman, Presque Isle:

"Some Suggestions in Arithmetic."

Dr. A. E. Winship, Boston, Mass.:

"Making Boys Manly."

"Getting Into the Game."

Principal Herbert S. Weaver, Boston Mass.:

"The High School of Practical Arts."

Principal E. L. Silver, Derry, N. H.:

"A More Practical Higher Education."

Superintendent H. H. Pratt, Hinsdale, N. H.:

"Practical Ethics in the Public Schools."

"Child Waste and Conservation."

Mr. J. Adams Puffer, Boston, Mass.:

"Delinquency and Degeneracy."

Mr. Philip Emerson, Lynn, Mass.:

"General Truths in Geography."

"Fitting the School to the Child."

Principal E. W. Butterfield, Dover, N. H.:

"The New History."

- Miss Mary McSkimmon, Brookline, Mass. :
 "Individual Instruction."
 "Number Work and Language."
- President Robert J. Aley, Orono :
 "The Care of the Individual in Education."
- Miss Margaret Simpson, Berlin, N. H. :
 "Primary Reading."
 "Primary Arithmetic."
- Professor W. B. Mitchell, Brunswick :
 "Vocal Training in the Secondary Schools."
- Professor Frank Dean Tubbs, Lewiston :
 "Sights and Insights of Old Mexico."
 "Among the Stars."
- Professor W. H. Davis, Brunswick :
 "Vocal Training in the Secondary Schools."
- Professor Robert J. Sprague, Orono :
 "Puritanism and Its Good and Bad Survivals."
- Mr. Alvin Ketcham, Orono :
 "The Value of Training in Debate in High School."
- Mr. Ralph E. Rowe, Portland :
 "Teaching Beginners to Write."
 "Penmanship in Higher Grades."
- Superintendent Charles E. Ball, Bingham :
 "The Work and Possibilities of the School Improvement
 League for Country Schools."
- Superintendent John A. Cone, Brunswick :
 "The Child of Today."
 "Humorous Side of Teaching."
 "The Importance of Drill and Number Work."
- Superintendent A. J. Knowlton, Belfast :
 "The Teacher and the Recitation."
- Superintendent C. N. Perkins, Brewer :
 "Timely Topics."
- Superintendent D. H. Perkins, Skowhegan :
 "Problems of the Rural School."
 "Problems of School Consolidation."
- Superintendent G. A. Stuart, Rockland :
 "Reading in the Schools."

- Reverend Henry Blanchard, Portland:
"The Responsibility for Child Labor."
- Mr. Arthur C. Yeaton, Portland:
"Thorough Work."
"A European Background for American History."
- Miss Katherine Ageson, Gorham:
"Aids in Primary Reading."
- Miss Katherine Abbott, Farmington:
"The Practical Application of Color Study."
- Miss Florence M. Hale, Presque Isle:
"The Ministry of the Beautiful."
"The Teacher in the Community."
- Miss Nellie F. Harvey, Castine:
"Fall Nature Study."
"Aims and Methods of Nature Study."
- Miss Mary L. Hastings, Castine:
"Story Telling as a Means of Cultivating a Love for Literature."
- Miss Jessie L. Keene, Gorham:
"Manual Training, a Milestone."
- Miss Lillian I. Lincoln, Farmington:
"Fitness for Teaching."
"Practical Hints on Rural School Management."
- Miss Mabel P. Ridley, Castine:
"Calisthenics in Common Schools."
- Miss Carolyn Stone, Farmington:
"Grammar School Geography."
- Miss Hattie A. Wiggin, Castine:
"Manual Training as a Preparation for the Trades."
"Hand Work for the Grades."
- Miss Adelaide V. Finch, Lewiston:
"Teachers' Pensions."
"Oral and Written Language."
- Miss Florence I. Jaynes, Bangor:
"What Should be Emphasized in the English Work of the High School."
- Miss Maude Andrews, Augusta:
"The Art of Expression."





Plate Number IV.



Grade School Building, Houlton,
Erected 1911



Grade and High School Building, Harmony,
Erected 1911

Mr. J. W. Taylor, Augusta:

"What Proficiency Ought We to Expect from Our Grammar School Pupils Who Are to Enter Secondary Schools?"

"Three Vital Issues in High School Teaching."

State Superintendent Payson Smith, Augusta:

"The Obligations of a Community to Its Youth."

"A Practical Education."

"Public Responsibility for the Public Schools."

"The Rural School Program."

"The Child Labor Problem."

"The Characteristics of a Good School."

"An Efficient School."

State Meeting.

The meeting of the Maine State Teachers' Association was held in Bangor on October 27th and 28th, 1910. The registered attendance at this meeting was very large. The association is becoming every year a more important factor in promoting an interest in education throughout the state and in extending information among our teachers relative to advanced theories and methods of education.

In conjunction with the state meeting were held meetings of the Maine Schoolmasters' Club and of the Maine Superintendents' Association. The following speakers from outside the state were heard on the topics indicated:

Rabbi Stephen S. Wise, New York:

"Tasks of Teachers in Democracy."

Superintendent C. A. Record, Haverhill, Mass.:

"Industrial and Economic Influence in History."

"Practical School Gardening."

Dr. O. P. Gifford, Brookline, Mass.:

"The Problem of Life."

Darwin L. Bardwell, New York:

"What Are We Teaching?"

Miss Margaret McCloskey, Newark, N. J.:

"English in Elementary Schools."

F. E. Lakey, Boston, Mass.:

"The Psychology of the Schoolroom."

"Business Usages and Business Papers."

F. G. Nichols, New York:

"Place of Commercial Education in the Public Schools."

Miss Grace Fulmer, New York:

"Children's Literature—Some Principles of Selection."

"Bread of Discontent."

J. Y. Bergen, Cambridge, Mass.:

"What Should the Secondary School Undertake to do with Botany?"

Professor C. N. Jackson, Cambridge, Mass.:

"Greek Life in the Second Century, A. D."

Professor J. A. Walz, Harvard University, Cambridge, Mass.:

"Anglicisms in German."

H. R. Williams, Middleton, Mass.:

"The Future of the Rural School."

Superintendents' Conference.

The third annual conference of school superintendents was held at Castine throughout the week of July 10, 1911. There was a very large attendance of the professional superintendents of the state. As indicated in the following program the conference aims to make a careful study of problems of school management and supervision:

MONDAY EVENING, 7.30 TO 9.00.

Music, Prayer, Music.

Introductory Remarks, State Superintendent Payson Smith.

Educational Gains in Vermont Under Union Supervision,
Hon. Mason S. Stone, State Superintendent of Public Instruction, Vermont.

TUESDAY MORNING, 8.45 TO 12.

Conference.

I. Subject—How May the Business Administration of the Schools be Made More Efficient?

A. Careful keeping of accounts.

B. Publicity.

C. Care of school property.

- D. Getting value received for school expenditures.
- E. Study of taxation showing that burden of school support is adjusted to ability to pay.
- F. Proper perspective in school expenditures.

TUESDAY AFTERNOON, 2.00 TO 4.30.

Conference.

- 1. How May the Superintendent Secure Co-operation and Support of the School Committee?
 - A. Extent of superintendent's responsibility.
 - B. Extent of committee's responsibility.
 - C. Joint powers.
 - D. Securing attention to needed changes or reforms.
- 2. How May the Superintendent Secure Public Confidence in School Administration?
 - A. Publicity—a. Meetings. b. Newspapers. c. Printed reports.
 - B. Advocacy of reforms or needed changes.
- 3. A Universal Record Card, Prin. Charles M. Lamprey, Boston Normal School.

WEDNESDAY MORNING, 8.45 TO 12.

Address—The Relations Between the Superintendent and Teacher, Supt. Charles S. Clark, Somerville, Mass.

Conference.

- 1. The Duty of the Superintendent in the Direction of Methods and Teachers.
 - A. Keeping in touch with educational progress through—
 - a. Reading. b. Meetings. c. Visitation of other school systems.
 - B. Schoolroom methods—a. To what extent to be controlled by the superintendent. b. To what extent to be left to the teacher.
 - C. Passing judgment upon teachers—a. Points to be observed. b. Cautions and criticisms—how stated.
 - D. The improvement of teachers—a. Individual conferences. b. The teachers' meetings—1. General. 2. Grade. 3. Term. 4. Reading circles. 5. Voluntary associations. c. Local training schools. d. School visitation—1. Methods and direction. 2. Reports and results. e. Transfers and dismissals. f. Securing new teachers—1. Sources of information. 2. Recom-

mentations. 3. The local supply, a. Advantages. b. Disadvantages.

WEDNESDAY EVENING.

Music.

Address—What Boys' Agricultural Clubs Can Accomplish for the Country School Children of Maine, Leon S. Merrill, Dean of College of Agriculture, University of Maine.

Questions.

THURSDAY MORNING, 8.45 TO 12.

Conference for superintendents of large towns and cities.

1. What are the Advantages of Special Classes to Meet Peculiar Needs? What Difficulties Accompany such Classes?

- A. Children subnormal mentally.
- B. Pupils retarded for special reasons.
- C. Tuberculous children.
- D. Delinquents and truants.

2. The Development of Special Courses.

- A. Evening schools—a. Their proper field. b. Their special problems. c. Their limitations.
- B. Manual training schools.
- C. Special courses.

3. Vacation Schools.

- A. For regular school work, the Cleveland plan.
- B. Playgrounds.

4. Is an Eight Grade School System Desirable for any Maine Cities? If So, at What Points or in What Grades May Time Saving be Made?

Conference for Superintendents of smaller towns.

1. What are Special Needs of Rural Schools and What Measures Will Secure Greater Efficiency?

2. How May Agriculture be Given Proper Prominence in Rural Schools?

- A. Through school gardens.
- B. Through text-book study.
- C. Through nature study.
- D. Through correlation with other subjects.
- E. Through boys' clubs.

3. Progress in School Consolidation and Conveyance.

- A. Gains.
- B. Problems.

(Each superintendent is requested to make a very brief report on this subject.)

THURSDAY EVENING.

Music.

Address—(To be supplied).

FRIDAY MORNING, 8.45 TO 12.

1. What Defects Appear in Present School Medical Inspection Plans?

2. What Advantages have Accrued from the Employment of School Physicians?

(Superintendents of towns employing school physicians are specially invited to report.)

3. Various Methods of Promotion.

- A. The practice of "skipping" grades.
- B. Half yearly or term promotions.
- C. Conditional promotions.
- D. Losses between grades.
- E. From elementary to high schools.
- F. The place of examination.
- G. To what extent should promotions be made on the teachers' decision.

4. Home Study.

- A. Its proper place.
- B. Use and abuse.
- C. Its direction.

5. Special Gains Under District Supervision.

Each superintendent present is requested to report very briefly any specific result obtained through union supervision.

FRIDAY AFTERNOON, 2 TO 3.30.

Conference.

- 1. A General Course for Small High Schools.
- 2. Extension of Departmental Teaching into the 9th Grade. Is it Desirable? How Best Accomplished?
- 3. Closer Supervision of Methods of Teaching in the High Schools.

4. Closer Articulation of the High School with the Common Schools.
5. Entrance Requirements.

Other Meetings.

In addition to the foregoing county, state and superintendents' conventions the state superintendent attended and gave addresses on educational topics before different societies, clubs and organizations. Eighty-two addresses were thus given.

UNION SCHOOL SUPERVISION.

The system of union school supervision may now be regarded as definitely established as a part of the school policy of the state. Only through such a system can expert direction be made possible to the smaller towns of the state or, indeed, to a very great majority of the schools.

This system continues to show a healthy growth as indicated in the twenty-second table which shows details of the unions now organized.

The number of available candidates for positions of this kind in any one year is not large. The positions call for persons of special training and qualifications. A number of states having adopted practically the same plan of supervision the demand is large. There are indications, however, that an increasingly large number of young men in the colleges and normal schools are pursuing courses in education with a special view to school supervision. As these become available a more rapid extension of the plan will be possible.

MEDICAL INSPECTION.

The purposes of the act of 1909 providing for medical inspection of the public schools was set forth in the report of 1910. There was also published a full set of papers and directions provided to school authorities for carrying out the provisions of the act. Detailed returns from the cities and towns in respect to those tests that are required in all public schools will be found in the nineteenth table of the appendix. The total figures showing the returns by counties will be of special interest as indicating the extent to which pupils in the public schools are suffering from defective vision and defective hearing.

It is becoming more apparent to those observing the work of the schools that the results depend to a very large extent upon the physical condition of the pupils. A high grade of school work is more difficult to obtain by a child who suffers from any defective sense than by one who is normal. Teachers cannot do justice to such defectives unless the facts are known. With the facts known much can be done toward reducing the defects and toward adapting schoolroom conditions to the individual needs of the child.

Regarding that phase of medical inspection which has to do with the detection of contagious disease less general attention has been given. The tables show that a total of forty-nine school physicians have been employed under that clause of the law which authorizes appropriations to be made for the purposes of such employment. It is to be hoped that towns will rapidly avail themselves of this authority since there can be no question of the ultimate saving both in the health of children as well as financially by a plan which provides for the early detection of disease in the schools where, of course, a contagious disease has opportunity for spreading rapidly.

STATE NORMAL AND TRAINING SCHOOLS --- UNIVERSITY OF MAINE.

In the following chapter of this report will be found the detailed reports of the several state normal and training schools together with the report of the president of the University of Maine. These are here included in accordance with the provisions of section eighty-two of chapter fifteen of the Revised Statutes.

INDUSTRIAL EDUCATION.


The school report of 1910 contained an extended report of a committee organized by legislative sanction under the direction of the state superintendent of public schools for the purpose of investigating the needs of Maine in relation to a system of industrial education. This report was supplemented by a positive recommendation made to the legislature by the Governor that there be enacted a law whose purpose should be to encourage industrial education plans in the public schools. The

legislature acted favorably upon this report and recommendation by enacting a law which, though reasonably conservative in its terms, will bring about the introduction of industrial courses into school systems that are prepared to receive them. It is believed that this first act will be found to meet most satisfactorily the situation existing in Maine schools in that it provides for the reasonable extension of the courses of our present schools rather than for the multiplication of institutions. It aims to increase considerably the attention paid to hand work in the elementary schools and makes possible progress along vocational lines in high schools and academies. The provision of the act which aims to make use of the evening school system for continuation school work will, it is believed, enlarge materially the opportunities of workers in the industries in the centers for self improvement along the lines of their chosen occupations.


Since the introduction of these new courses into the schools cannot be expected to meet with success unless there is available an adequate body of properly trained instructors and since it is not possible for Maine schools to draw their teaching force considerably from other states an important section of the act is that which provides for the introduction into the normal schools of courses which shall train teachers particularly along these desired lines. In accordance with the terms of this act such courses are already being definitely prepared and will go into effect at the opening of the school year in September 1911. This act undoubtedly takes important rank among the recent progressive educational steps of the state.

EQUALIZATION OF SCHOOL OPPORTUNITY.

Among the most important educational problems confronting our people is that of giving, so far as possible, equality of educational opportunity to all children of the state. That such equality of opportunity is the ideal of the state is well illustrated by various steps that have been taken. Among the more important of these are to be particularly noted the following: the act of 1897 providing for the extension of professional supervision to towns willing to take advantage of its generous provisions, the act of 1899 providing for school privileges for children resident of unorganized townships, and the act of 1903



Woodland School Building, Baileyville, Erected 1911



providing for the payment of secondary school tuition of students resident in towns not maintaining standard grade high schools.

The further adoption by the state of the policy of raising school funds through the medium of the state rather than through the towns is in part the recognition of the state as the educational unit responsible in a large measure for the education of children in all its parts. The raising of a very large proportion of school money through the state creates a problem of considerable magnitude in the distribution of the funds so raised. The idea of such distribution is, of course, to give to the children of the state wherever they may be located so far as practicable equality of consideration. This problem is by no means local in its nature. Nearly all the states are dealing with it in one form or another. Various measures for the most equitable method of distribution of state funds have been presented to the Maine legislature as well as to the legislatures of other states. A careful reading of the tables showing the amounts available to the different towns of Maine from state funds indicating a wide disproportion in the amounts available for each child will reveal that this discussion is most timely and that it ought speedily to bear fruit in some measure that will be practicable and just. A committee of the legislature has under consideration various phases of this problem and on that account a presentation of any particular method would be out of place here. However, attention should be called to the provisions of an act passed by the legislature of 1909 and amended by that of 1911 aiming to give financial aid to those towns which tax themselves liberally for the support of schools and in spite of such liberal taxation are yet unable to secure a reasonable degree of efficiency in their educational systems. The terms of this equalization act thus referred to provide now for a certain amount of additional state aid to those towns wherein a rate of taxation considerably higher than the average for the state fails to produce a revenue sufficient to maintain schools upon a reasonable standard of efficiency. Under the terms of the act as amended this fund is distributed upon the recommendation of the state superintendent of schools. While the amount distributed is not large the principle herein discussed is recognized and indications are thereby furnished of the intention of our people to secure the desired equality of educational opportunity,

CHAPTER II.

REPORTS OF THE PRESIDENT OF THE UNIVERSITY OF MAINE AND THE PRINCIPALS OF THE STATE NORMAL SCHOOLS AND TRAINING SCHOOL.

The following are the reports of the president of the University of Maine and the principals of the state normal schools and training school:

SPECIAL FINANCIAL REPORT OF THE UNIVERSITY OF MAINE.

ORONO, MAINE, DEC. 21, 1911.

To the State Superintendent of Public Schools, Augusta, Maine:

DEAR SIR:—I am enclosing a copy of the Treasurer's report and the other statistics asked for for your Annual Report.

Yours very truly,

ROBERT J. ALEY, *President.*

REPORT OF THE TREASURER, UNIVERSITY OF MAINE, FISCAL YEAR
ENDING JUNE 30, 1911.

ASSETS.

Trust Fund Investments:		
Coburn Trust Fund.....	\$100,000 00	
U. S. Land Scrip Fund.....	118,300 00	
Nehemiah Kittredge Loan Fund.....	1,279 96	
Kidder Scholarship Fund.....	750 00	\$220,329 96
Lands and Buildings.....		499,259 82
Inventories.....		194,668 39
Accounts Receivable.....		20,157 15
General Appropriation, State of Maine.....		26,203 58
Bills Receivable.....		4,493 01
Cash on hand, June 30, 1911.....		1,268 37
		<hr/>
		\$966,380 28

LIABILITIES.

Trust Funds:			
Coburn Trust Fund.....	\$100,000 00		
U. S. Land Scrip Fund.....	118,300 00		
Nehemiah Kittredge Loan Fund.....	1,279 96		
Kidder Scholarship Fund.....	750 00	\$220,329 96	
Bills Payable.....		54,500 00	
Accounts Payable.....		44,406 65	
Surplus.....		647,143 67	
			\$966,380 28

STATEMENT SHOWING INCOME FROM ALL SOURCES.

Income from Students:			
Registration fees.....	\$5,670 00		
Tuition fees, general.....	\$15,790 00		
Tuition fees, Law School.....	5,204 97		
		20,994 97	
Incidental fees.....		11,152 50	
Special fees for libraries, laboratories, degrees, etc..		986 24	
For dormitories.....		1,586 46	
			\$40,390 17
Income from Investments:			
Endowments for general purposes (Coburn).....	\$4,000 00		
Rents.....	2,220 95		
			\$6,220 95
Income from Grants by State and Nation:			
State:			
Appropriation for current expenses and buildings..	\$101,500 00		
Federal Aid:			
Income from Land Grants—Act of July 2, 1862.....	5,915 00		
Additional endowments—Act of Aug. 30, 1890 and March 4, 1907.....	45,000 00		
			\$152,415 00
Income from Departments:			
Civil engineering.....	\$866 61		
Mechanical engineering.....	430 24		
Mechanics and drawing.....	133 83		
Museum.....	157 36		
Economics and sociology.....	4 00		
Greek.....	215 05		
Philosophy.....	10 25		
Biology.....	1,034 57		
Chemistry.....	1,363 48		
Pharmacy.....	7 96		
Physics.....	338 62		
Furnishings and fixtures.....	1,099 01		
			\$5,660 98
Income from Other Sources:			
College of Agriculture, sales.....	\$9,449 78		
Board of students, summer term 1910.....	406 14	\$9,855 92	
			\$214,543 02

STATEMENT SHOWING TOTAL EXPENDITURES.

Salaries		\$87,450 16
Administration expenses		12,410 83
Maintenance of property		13,836 98
Heat, light and power		13,757 78
Department Expenses:		
Electrical engineering	\$443 42	
Forestry	110 15	
Law school	9,066 76	
Law library	939 58	
Library	2,921 29	
Mathematical science	41 42	
Military science	344 89	
Physical training	233 58	
Education	53 00	
	<hr/>	\$14,154 09
House Charges:		
University Inn	\$1,102 50	
	<hr/>	\$1,102 50
College of Agriculture:		
Salary of instructors	\$14,195 81	
Other expenses	19,016 50	
	<hr/>	\$33,212 31
Sundry Accounts:		
Summer term, 1911		\$498 70
Prizes		10 00
Water supply		1,041 35
Profit and loss		558 57
		<hr/>
		\$178,033 27
Surplus		36,509 75
		<hr/>
		\$214,543 02

STATEMENT SHOWING HOW SURPLUS WAS EMPLOYED.

Increased Assets:		
Plant:		
Farm buildings	\$163 53	
New dormitory	47,625 62	
	<hr/>	
		\$47,789 15
Less waiting rooms	135 70	
	<hr/>	\$47,653 45
Inventories increased		17,777 09
Bills payable, decreased		5,000 00
Surplus, decreased		6,385 67
Kittredge loan fund investment, increased		31 59
		<hr/>
		\$76,847 80

LESS.

Kidder scholarship fund, decreased.....	\$416 89	
Accounts receivable, decreased.....	5,794 98	
Amount due from State, decreased.....	7,652 80	
Bills receivable, decreased.....	486 16	
Accounts payable, increased.....	25,837 20	
Kittredge loan fund, increased.....	29 23	
Cash on hand, decreased.....	120 79	\$40,338 05
		<hr/>
		\$36,509 75

MAINE AGRICULTURAL EXPERIMENTAL STATION.

Statement showing receipts and expenditures July 1, 1910 to July 1, 1911, inclusive.

	Adams Fund.	Hatch Fund.	General Fund.	Inspection account.	F. P. Inspection account.	Sardine Industry.	Appropriation for printing.
Bal. July 1, 1910.....	-	-	\$1,864 90	\$46 79	-	-	\$3,473 72
Total receipts.....	\$15,000 00	\$15,000 00	5,539 77	11,525 69	\$371 75	\$450 00	4,500 00
Total.....	15,000 00	15,000 00	7,404 67	11,572 48	371 75	450 00	7,973 72
Expenditures.....	15,000 00	15,000 00	8,491 76	11,696 00	290 50	50 20	7,236 68
Bal. June 30, 1911.....	-	-	\$1,087 09	*\$123 52	\$81 25	\$399 80	\$737 04

* Deficit Balance.

Respectfully submitted,

(Signed) CHAS J. DUNN, Treasurer.

Faculty of Instruction and Investigation 102

Number and length of terms

Regular college course of two semesters of 18 weeks each.

College of Law of three terms, 11, 10 and 11 weeks respectively.

Summer term of six weeks.

Winter courses in Agriculture and Dairying 4 weeks.

Short Poultry course and course in Horticulture 3 weeks.

Farmers' week, 5 days.

Attendance

Graduate students (1 year) 14

Four Year Course 519

College of Law (3 years) 103

Short Pharmacy (2 years)	18
School Course in Agriculture (2 years).....	45
Summer Term (5 weeks)	154
Winter Course in Agriculture (4 weeks)	12
Winter Course in Poultry (3 weeks).....	30
Winter Course in Horticulture (3 weeks)	22

FARMINGTON NORMAL SCHOOL.

FARMINGTON, MAINE, JUNE 25, 1911.

To the Trustees of the State Normal Schools:

GENTLEMEN:—I have the honor to submit the following annual report of the Farmington Normal School. The attendance for the year has been as follows:

Number entering	114
Number registered in the fall term	130
Number registered in the winter term.....	170
Number registered in the spring term	149
Number of different pupils registered	208
Number in the graduating class	52

The teachers for the year have been: Principal, Wilbert G. Mallett, A. B.; assistant principal, Arthur M. Thomas, A. M.; Assistants, Hortense M. Merrill, Katherine E. Abbott, Carolyn A. Stone, Virginia A. Porter, Florence A. Walker, A. B., Franca Camp. Supervisor of training school and critic teacher, Lillian I. Lincoln; assistants, Louise W. Richards, Gertrude E. Emerson, Fannie V. Merry, Martha S. Steele, Mildred M. Burbank. Secretary, Mildred S. Gay.

The class recommended for graduation is as follows:

Helen Avery, Jefferson; Ruth D. Bartlett, South Thomaston; Olive W. Benton, Lovell; Linda E. Beverage, Pulpit Harbor; Emma I. Brown, Madison; Zilda J. Brown, Farmington; Cora M. Carter, Pembroke; Leonora M. Clark, St. Albans; Hattie E. Derby, Temple; Ella M. Dixon, Clinton; Cassie H. Donohue, Thomaston; Gladys E. Dutton, Phillips; Helen L. Dyer, Madison; Kathleen Fox, Athens; Beatrice E. Gipson, Lily Bay; Fannie L. Hahn, Thomaston; Anna M. Hall, Rockland; Alice B. Harlow, Buckfield; B. Marion Harmon, Springvale; Edna M. Hatch, Rockland; Angie M. Hunnewell, Wiscasset; R. Leah Hurd, Winterport; Esselle A. Jennings, Farmington; Clara M.

Jones, South China; Mary L. Jones, Mercer; Laura F. Knowlton, Vassalboro; Jennie M. Larrabee, Bath, R. F. D. 1; Gladys L. Leighton, Bath; Gladys A. Marsden, Lisbon, R. F. D. 1; Marion S. Maxim, Winthrop; F. Edith Morton, Phillips; Carrie M. Paul, Rockport; Mary E. Philpott, Norridgewock; Effie M. Pottle, Perry; F. Esther Rand, Anson, R. F. D.; M. Belle Randall, Pembroke; Alma M. Robinson, Thomaston, R. F. D. 1; C. Viola Shepherd, Corinna; Harriet F. Simpson, Waterville, R. F. D. 41; Clara W. Skillin, West Pownal; Eva B. Snowman, Surry, R. F. D. 2; Mina E. Stevens, Kennebunk, R. F. D.; Ethel F. Trippe, North New Portland; Ella M. Walker, Canton; Bertha I. Wallace, Springfield; Beatrice A. Welsh, Boothbay, R. F. D.; Sarah S. Wiswell, East Machias; Ethel M. Young, South Berwick, R. F. D. 1; Chester M. Dascombe, West Farmington; Herschel S. Libby, Berry Mills; Fred A. Pearson, Buckfield.

The imperative need of this school is a dormitory. It was with much regret that we accepted the decision of the legislature to postpone an appropriation for that purpose to the next legislature. The site for the dormitory it will be recalled has been purchased and awaits the action of the legislature to have built upon it a suitable building for properly accommodating at least half our school. It is probably needless to repeat here the arguments in favor of this project.

During the past year the school has put into operation a new system of training whereby every graduate receives three months of training during the second year of her course by assisting in some one of the training school rooms, observing the work as done by an experienced teacher and giving her own practice lessons. We believe the plan to be working very successfully.

A gratifying improvement in the standard of preparation for admission to the school is apparent. The general encouragement manifest throughout the state for teachers to prepare themselves more thoroughly for their work has resulted in a larger number than formerly persisting in their normal school work throughout the year rather than pursuing it in the desultory way of teaching one term and attending normal school the next. They are now more likely to attend school for a year

then, if necessary, to remain out teaching for a year and after that returning for the last year.

Respectfully submitted,
W. G. MALLETT.

EASTERN STATE NORMAL SCHOOL.

CASTINE, MAINE, JUNE 6, 1911.

To the Trustees of the State Normal Schools:

GENTLEMEN:—I respectfully submit my 23d annual report of the Eastern State Normal School.

ATTENDANCE.

Number entering the school	77
Number attending the fall term	109
Number attending the winter term	110
Number attending the spring term	104
Total enrollment for the year	323

TEACHERS.

The teachers for the year have been Albert F. Richardson, A. M., Principal; assistants, Edward E. Philbrook, M. D.; Nellie F. Harvey, Kate S. Russell, Mabel P. Ridley, Mary L. Hastings, Hattie A. Wiggin, Ida M. Folsom, Mary B. Bills, Pearl A. Costellow, Anna E. Wardwell and Nellie M. Douglass.

Miss Folsom has been substituting for Miss Mary C. Richardson and Miss Costellow for Miss Beth M. Jellison. Both of these teachers have done good work in the school, but Misses Richardson and Jellison are now ready to return and I recommend their re-election and that of all the other teachers at the increased pay named in the salary schedule.

MODEL TRAINING SCHOOLS.

These schools continue to improve. Miss Bills has had charge of grades I and II, Miss Costellow III and IV, Miss Wardwell V and VI and Miss Douglass of the village grammar school with grades VII, VIII and IX. All have done efficient work. It is fortunate for this school that the Castine town

school superintendent keeps so fine a teacher in the grammar school since our pupils teach there as well as in the model training schools in the normal school building.

The model schools have been greatly benefited also by the closing of the village primary school and sending all the pupils to the model school.

AGRICULTURE.

The devoting of one term to this study has continued to be of interest and profit. This has been made a part of the work of the last term of the graduating class and so has been taken by the 39 members who have planted a school garden.

This garden has not been a financial success, but it has cost little and has been worth to the class much more than it has cost. The writer of this report was not in favor of introducing the study of agriculture into the normal schools, but having tried it would be sorry to have it discontinued.

MANUAL TRAINING.

This department has continued to be successful. The work has been made more practical than before and will continue to improve in this respect. The work is taken by all the students and is continued through the whole course except the last term and we shall soon have graduates who are quite proficient in the work. As said in my last report the children from seven grades in the model training schools have participated in it.

THE LIBRARY.

We have over 2000 good books catalogued in the library, besides many others not so useful and not catalogued. This number is rapidly increasing by donations from the graduating classes and others. The pupils are constantly improving in their ability to use it and we find it of great advantage in nearly all our school work. It seems to the writer that at least fifty dollars a year could be profitably expended for books for each of our normal school libraries.

THE NEW DORMITORY.

The new dormitory will be ready for use at the beginning of the fall term and will supply a long felt want. It has become impossible to obtain board for students longer in this little village. The village people have done the best they could for

us, but with the increasing attractiveness of the place for summer visitors the desire to board students no longer exists.

CLASS OF 1911.

I recommend that diplomas be granted the following persons: Mildred L. Ayer, Liberty; Ethel L. Brown, Milo; Ida F. Burrill, Burnham; Jennie M. Chadwick, Palermo; Jennie G. Clifford, Stockton Springs; Rachel T. Cole, Brooklin; Lena M. Comstock, Argyle; Anna C. Coombs, Vinalhaven; Nellie C. Cousins, Brooklin; Arthur W. Davies, Cooper's Mills; Linnie E. Delano, Bucksport; Harold E. Dowe, Jefferson; Lucy M. Freeman, Milbridge; G. Hazel French, East Eddington; Adelbert H. Gott, Castine; Evelyn Gray, Sargentville; Winnie B. Hall, Jefferson; Vira E. Joyce, Atlantic; Amy B. Kenney, Brewer; Ava F. Kingsbury, Monroe; Lowena D. Leach, Castine; Elizabeth Leslie, Dexter; Abbie A. Maffitt, Unity; Emeline McFarland, Bar Harbor; Edna L. McGraw, North Waldoboro; Elizabeth M. McIntyre, Bluehill; Georgia S. Morse, West Franklin; Susie Norton, Castine; Roscoe E. Patten, Orland; Edna M. Payson, Hope; Cynthia M. Perkins, Castine; Minnie I. Quigg, Liberty; Gladys O. Redman, Castine; Carrie M. Seeley, Searsport; Gladys D. Skidmore, Liberty; Helen J. Spear, Rockport; Hazel D. Stockbridge, Atlantic; Carrie L. Turner, Milbridge; Marcia C. Weeks, Patten.

Respectfully submitted,

ALBERT F. RICHARDSON.

WESTERN STATE NORMAL SCHOOL.

GORHAM, MAINE, JUNE 22, 1911.

To the Trustees of the State Normal Schools:

GENTLEMEN:—I hereby submit the following annual report of the Western State Normal School for year ending June 21st, 1911.

I. The faculty of the school consisted of twenty-six members distributed as follows:

Principal	1
Teachers devoting their entire time to the normal school students	6

Teachers devoting a major part of their time to the normal school and the remainder part to the practice school pupils	4
Teachers devoting their entire time to practice schools....	15

Their names are as follows: Principal, Walter E. Russell, A. B. Group I, Richard H. Schmidt, A. B.; Viola M. White, Katherine Halliday, Gertrude L. Stone, A. M.; M. Grace Fickett, A. B.; Jessie L. Keene, Ph. B. Group II, Carol M. Holland, Agnes C. Burr, Emma S. Daggett, George A. Brown. Group III, Cora B. Dillingham, Katherine C. Aageson, Maud G. Parsons, Edith M. Pitts, Charles C. Wentworth, Angie L. Palmer, Marion B. Skillings, Bessie M. Edwards, Minnie I. Hodsdon, Mary M. McCavitt, Inez C. Page, Cora E. Clay, Tressa F. Warren, Imogen L. Blackman, Julia T. Doyle.

Of this number Miss Cora B. Dillingham, Miss Katherine C. Aageson and Miss Maud G. Parsons teach in the normal school building, while Miss Edith M. Pitts has charge of the school at West Gorham. The other teachers named are in Westbrook. The other officers of the school consisted of R. Estelle Bradbury, Secretary and Librarian; Mrs. Ida M. Brown, and Mrs. Florence L. Pottle, matrons at Robie Hall; Peter S. Fogg and Melville B. Alley, caretakers of the normal school building.

II. The number of students enrolled has exceeded that of any previous year:

The whole number of pupils during the year were	225
The number of new pupils entering	132
The number attending during the fall term	203
The number attending during the winter term	208
The number attending during the spring term	189
The number of graduates	77
The average attendance	200

The 225 students were classified as follows:

Graduates of standard high schools	200
Not graduates of standard high schools	25

The 77 members of the graduating class were classified as follows:

Graduates of standard high schools	72
Not graduates of standard high schools	5

The practice school students consisted of approximately 636 distributed as follows:

In the normal school building	168
At West Gorham	18
In Westbrook	450

Each member of the graduating class taught for at least seven weeks either in the Gorham or Westbrook schools and observed for a day or more at the rural school in West Gorham.

III. The expense for the normal school is met by the state. The expense for the practice schools is borne in part by the state, in part by the town of Gorham, and in part by the city of Westbrook. The total salary expense paid by the state for the support of the normal school and the practice schools was \$11,960. Dividing this amount by the average number attending for the year makes the total cost per pupil for salaries less than \$60.00 per year. To get the total expense the cost of repairs, supplies and supervision must be added.

IV. One regular course of study is offered. For its completion at least two years is required. Several students this year started their course with the expectation of spending 2 1-2 or 3 years to complete it and others later in the year were advised to adopt the same plan.

V. The 77 young women whose names and addresses are given below had conferred upon them by the state superintendent of schools the diploma showing that they had completed satisfactorily the course of study as prescribed. Minnie M. Anglelowitz, 131 Mt. Forest St., Berlin, N. H.; Edith M. Arey, 44 Pearl St., Camden; Mary L. Armstrong, Bridgton; Florence F. Bates, Winnegance; Bessie G. Blanchard, Cumberland Center; Katherine M. Boyce, 9 Morgan Pl., Portland; Vera E. Boyd, Eastport; Anna E. Brown, Robbinston, R. F. D. 1; Annie Chadbourne, Berwick; Gertrude M. Cobb, South Windham; Mary H. Conley, 188 1-2 Oak St., Bath; Jessie W. Coombs, Waldoboro; Mary Coyne, 2 Stevens Pl., Park St., Portland; Margaret C. Craven, 168 Danforth St., Portland; Florence I. Cross, Belfast, R. F. D. 3; Audrey E. Daley, Millinocket; Margaret F. Davis, Foxcroft; Emily J. Dodge, East Newcastle; Florence L. Dunton, 16 Court St., Bath; Esther F. Evans, Belfast, R. F. D. 4; Hazel E. Faulkner,

Damariscotta; Helen G. Feury, 82 Winter St., Portland; Bertha D. Flanagan, 44 North St., Haverhill, Mass.; Elizabeth E. Fox, South Gorham; Katherine M. Fox, 217 Coyle St., Woodfords; Margaret M. Gallagher, 11 Birch St., Bangor; Julia R. Gardner, Dennysville; Dorothy Gilman, 36 Revere St., Woodfords; Marjorie M. Grey, 78 Ocean Ave., Woodfords; Sadie E. Hamblen, Gorham; Katherine E. Haneghan, 12 South St., Somersworth, N. H.; Zilpha Harper, Biddeford; Agnes L. Hill, Gorham, R. F. D. 3; Elsie E. Huntress, Hiram; Constance A. Lange, 3 Park Pl., Portland; Hattie M. Littlefield, Alfred; Lillian A. Littlehale, Harrison; L. Pauline Mann, Portland, R. F. D. 4; M. Gilberta Marr, W. Southport; Florence E. Marston, Gorham; Hattie E. Mathews, Berwick; Etta P. Mayo, Milton, N. H.; Emma J. McCarthy, 25a Sheridan St., Portland; Mildred M. McFadden, Lubec; Florence Morrell, 53 Dresden Ave., Gardiner; Nathalie E. Moulton, Kittery Depot, R. F. D.; Emily C. Nash, 29 Crescent Ave., Malden, Mass.; Grace M. Newhall, Liberty, R. F. D. 2; Genevieve Norton, Cumberland Center; Mabel E. Norton, Portland, Box 804; Helen B. O'Neill, 227 Danforth St., Portland; Helen A. O'Toole, 33 Newbury St., Portland; Henrietta G. Palmer, Nobleboro; Betsy H. Perkins, Kennebunkport; Marguerite Philbrook, Lisbon Falls; Ethel F. Pike, Westbrook, R. F. D. 2; Elizabeth L. Pillsbury, Gorham; Adelaide V. Pray, Emery Mills, R. F. D.; Daisy C. Reynolds, Perry, R. F. D. 1; Edna A. Reynolds, Ridlonville; Marcia E. Reynolds, Perry, R. F. D. 1; Viola L. Russell, Sanford; Helen L. Sanborn, Machiasport; Florence A. Small, Gray, R. F. D. 2; Grace E. Small, Lisbon Falls; Mary A. Smith, 384 Cumberland Ave., Portland; Alice E. Springer, 43 Winter St., Portland; Rinda A. Stone, Cornish; Ellen G. Sullivan, 14 Orchard St., Biddeford; F. Leona Taylor, Dixfield; Ernestine M. Thompson, Springvale; Nina M. Webster, North Haven; Julia C. Whitney, Lisbon Falls, R. F. D. 1; Carrie M. Wight, North Newry; Hazel H. Wing, North St., Ext., Bath; Gladys M. Wyer, 297 Warren Ave., Cumberland Mills; Lelia M. Wyman, 38 Leavitt St., Skowhegan.

VI. The present number of bound volumes for circulation in our school library is 1583. This number is being increased somewhat each year by the addition of a few carefully chosen books.

VII. The buildings of the school are four in number. The large recitation building; Robie Hall, the main dormitory; Academy Hall, which was recently fitted up to provide temporarily additional dormitory rooms; and the principal's house. These buildings are taxed to their uttermost to care for the present enrollment of the school. Either the growth of the school, which has been continuous for some years until the number now here is more than twice those enrolled six years ago, must stop or the state must provide additional buildings to care for the large number desiring to come. In accordance with the vote of your board no mid-year class is to be admitted into this school hereafter. This action was necessitated in view of the fact that the students applying for admission in the fall are as many as can be properly cared for in our present buildings.

Respectfully submitted,

W. E. RUSSELL.

AROOSTOOK STATE NORMAL SCHOOL.

PRESQUE ISLE, MAINE, DECEMBER II, 1911.

To the Trustees of the State Normal Schools:

GENTLEMEN:—I have the honor to submit the following report of the Aroostook State Normal School for the year ending May 25, 1911.

ENROLLMENT.

Number registered fall term	49
Number entering fall term	23
Number registered winter term	61
Number entering winter term	11
Number registered spring term	60
Number entering spring term	3
Average enrollment	56 2-3
Number of different pupils registered	71
Number in the graduating class	23

Eight regular teachers were employed through the entire year: San Lorenzo Merriman, A. B., Principal, Mathematics and Pedagogy; William D. Hall, B. S., Sciences; Ardelle M. Tozier, English; Nellie W. Jordan, History, Music and Physical Culture; Mary E. Gussman, Manual Training and Drawing; Alzie E. Lane, Mathematics and Geography; Florence M. Hale, Principal Training Department; Elizabeth Jenkins, Assistant Critic Teacher; Mary A. Kelley, Matron and George Markie, Janitor.

CANDIDATES FOR GRADUATION.

Twenty-three students, the largest number in the history of the school, are recommended for graduation:

Mildred Atwater, Fort Fairfield; Ethel Boynton, Millinocket; Verna Carlisle, Patten; Florence Carlton, Crouseville; Della M. Clark, Milo; Alice M. Coffin, Ashland; Elizabeth Daigle, Madawaska; Martha Estabrook, Mapleton; Mabel Hammond, Presque Isle; Margaret Hopkins, Fort Fairfield; Lawrence T. Merriman, Harpswell; Elizabeth Neal, Mars Hill; Emma Paulson, Brownville; Rachel Pennington, Presque Isle; Lucy Perry, Golden Ridge; Inez Randall, Dyer Brook; Laura Richardson, Fort Fairfield; Maude E. Scott, Presque Isle; Ida W. Shean, Patten; Bessie R. Sloat, Presque Isle; Maude V. Ward, Eastport; Lillian Watts, Fort Fairfield; Ruth Wilkins, Presque Isle.

Sixteen of the twenty-three are high school graduates and seven entered by examination.

Forty-three out of the total enrollment of seventy-one are high school graduates and twenty-eight entered by examination.

REPORT OF THE SUMMER TERM.

The summer term at the Presque Isle Normal School opened July 11, 1911 and closed August 18, 1911. The registration for this term was 34. Twenty-one of these were high school graduates and the most of them teachers of experience. All came with a desire to learn and the amount and quality of the work done was very satisfactory.

Although the enrollment was not so large as we anticipated, nevertheless we felt that the interest and enthusiasm of those enrolled more than compensated for the small number. Al-

most without exception was the desire expressed either to enter a regular term or attend a similar term next year.

The teachers for the summer term were S. L. Merriman, A. B., Principal; William D. Hall, B. S., Ardelle M. Tozier, Laura M. Richardson, Assistants.

Respectfully submitted,
S. L. MERRIMAN.

WASHINGTON STATE NORMAL SCHOOL.

MACHIAS, MAINE, JUNE 25, 1911.

To the Trustees of the State Normal Schools:

GENTLEMEN:—I have the honor to submit to you the first annual report of the Washington Normal School. The school opened in Libby Hall, Sept. 6, 1910, with 33 pupils in attendance. The school officers of Machias extended to us every courtesy and allowed us the use of the high school laboratory one-half of each day until our own building was completed. Libby Hall, while not intended for a school room, furnished good accommodations and the teachers and students who worked there will never forget the very pleasant first term of the new normal school.

The school was to maintain a model department of 150 pupils selected from the village schools, but the unfinished condition of the model school building made it imperative for us to call upon the town again. Three buildings, one of them a two room building, were allotted to us and our model school teachers began work the same day on which the Machias schools began.

THE NEW BUILDING.

December 25, 1910, George H. Wilbur and Son, the contractors on the normal and model buildings pronounced their work completed and preparations were made to take possession at once. The building is in every way a thoroughly up-to-date schoolhouse and reflects great credit upon the architect, Fred L. Savage of Bar Harbor.

The second term of school opened in the normal school on the first Monday of January with 44 students in attendance in

the normal department and 150 in the model school. The work has gone on satisfactorily in both departments. The best of feeling toward the new school exists in the town and county.

EQUIPMENT.

Physical and chemical laboratories and complete manual training and domestic science outfits will be needed for the opening of the fall term in 1911.

AGRICULTURE.

Nothing could be done this year in school garden work owing to the ungraded condition of the school grounds. But the grounds are so extensive that there is ample room for all branches of agricultural work that the pupils can find time to do.

GRADUATES.

No pupils could be admitted to form a second year class, but next year will see a large class of graduates.

TEACHERS.

The teachers for the first year were as follows: William L. Powers, Principal; Frank Smith, Ella B. Quinn, M. R. Keyes, Annie Putnam, Dora Owen, Alice Black, Martha Tobey and Emma Hinckley.

Respectfully submitted,

WILLIAM L. POWERS, *Principal.*

MADAWASKA TRAINING SCHOOL.

FORT KENT, MAINE, MAY 30, 1911.

To the Trustees of the State Normal Schools:

GENTLEMEN:—I have the honor to present to you my annual report. The attendance for the year has been as follows:

Number entering	86
Number attending first term	113
Number attending second term	124
Number attending third term	82
Number of different pupils	127
Number graduating	15

The teachers for the year have been Mary P. Nowland, Principal; May Brown, Katherine L. Lawlis, Lawrence B. Boston, Mary E. Sterritt, Louise C. Laporte, Annie F. Wetmore, Assistants.

Nellie M. Teed has had charge of the fifth, sixth, seventh, and eighth grades in the Model School; Alice A. Bucknam, of the first, second, third and fourth grades. The work in both Training and Model Schools has been kept up to its usual standard of excellence.

GRADUATING CLASS OF 1911.

Louise Albert, Madawaska; Isabelle Bouchard, Fort Kent; Donat J. Bourgoin, Frenchville; Emelie Cyr, Madawaska; Irénée M. Cyr, Madawaska; Delphine Daigle, Fort Kent; Denise Guy, Fort Kent; John Gagnon, Frenchville; Winifred I. L'Abbé, Winterville; Anna Raymond, Fort Kent; Rilla M. Ramsay, Fort Kent; Scott R. Ramsay, Fort Kent; Laura Sirois, Madawaska; Fred E. Sweeney, Fort Kent.

Respectfully submitted,

MARY P. NOWLAND.

COMPARATIVE SUMMARY.

SCHOOL.	YEAR ENDING.	Number entering.	Number graduated.	Average attendance per year.	LARGEST ATTENDANCE.	
					Number.	TERM.
Farmington Normal School	June 16, 1910	95	52	135	158	Winter.
Eastern State Normal School	June 7, 1910	96	31	110	115	Winter.
Western State Normal School	June 23, 1910	125	64	178	188	Winter.
Aroostook State Normal School	May 26, 1910	49	15	56	67	Winter.
Madawaska Training School	May 27, 1910	36	11	109	120	Winter.
Totals		401	173	588	648	
Farmington Normal School	June 14, 1911	114	52	139	170	Winter.
Eastern State Normal School	June 6, 1911	77	39	107	110	Winter.
Western State Normal School	June 21, 1911	132	77	200	208	Winter.
Aroostook State Normal School	May 25, 1911	37	23	56	61	Winter.
Madawaska Training School	May 24, 1911	86	15	106	124	Winter.
Washington State Normal School	June 6, 1911	33	-	-	-	-
Totals		479	206	608	673	

**NORMAL SCHOOLS AND TRAINING SCHOOL—FISCAL
STATEMENT.**

Resources, 1911.

Annual appropriation for normal schools and training school	\$77,500 00
By credit to same	14 43
Special appropriation Eastern State Normal School	9,000 00
Special appropriation Western State Normal School	2,000 00
Special appropriation Aroostook State Normal School	1,000 00
Special appropriation Madawaska Training School	700 00
Special appropriation Washington State Normal School	5,000 00
	<hr/>
Total resources	\$95,214 43

Expenditures January 1, 1911 to November 30, 1911.

For salaries	\$46,646 33	
For fuel, lights and water	6,830 98	
For repairs	442 75	
For miscellaneous	8,065 18	\$61,985 24
For Eastern State Normal School (special appropriation)		8,436 10
For Western State Normal School (special appropriation)		1,598 84
For Aroostook State Normal School (special appropriation)		373 15
For Madawaska Training School (special appropriation)		153 94
For Washington State Normal School (special appropriation)		4,066 25
		<hr/>
Total expenditures		\$76,613 52

Balances unexpended November 30, 1911.

On annual appropriation	\$15,529 19
On special appropriation Eastern State Normal School	563 90

On special appropriation Western State Normal School	401 16
On special appropriation Aroostook State Normal School	626 85
On special appropriation Madawaska Training School	546 06
On special appropriation Washington State Normal School	933 75
	<hr/>
Total balances unexpended November 30, 1911..	\$18,600 91

CHAPTER III.

CONTRIBUTIONS TO EDUCATIONAL DISCUSSION.

PHYSICAL EDUCATION AND SECONDARY SCHOOL ATHLETICS.

JOHN A. CONE, Superintendent of Schools—Brunswick-Topsham.

Before I discuss the special topic assigned to me, I would like to say a few words about the general topic under discussion—"The Physical Welfare of the Child."

In theory at least, we all admit that this is, by far, the most important subject on the program of this meeting. In practice however, we may not always act as though we were really convinced of its paramount importance.

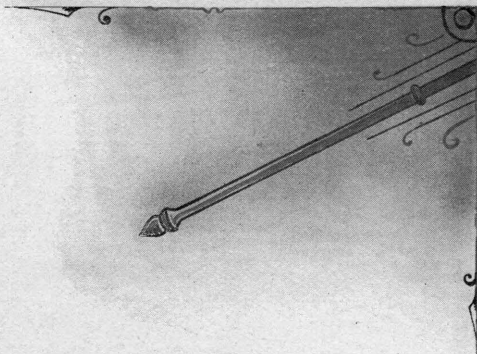

Mr. Gifford Pinchot in a recent address stated that a platform of a political party is not what the leaders really believe and propose to do, but what these leaders believe the majority of the people think they ought to believe and do. While this inconsistency is more noticeable in the political world than any where else, there is something which corresponds to it in the educational field. For years teachers have been repeating that somewhat trite statement that education is three-fold,—moral, physical and intellectual, and that the relative importance of the three divisions agrees with the order in which they are usually placed,—moral, physical and intellectual. In practice we at once reverse the order giving nearly all the time in school to training the intellect, a small portion to the physical and almost none at all to the moral education of the child. The physical side of education is, however, coming rapidly to the front, and in time it will receive the attention which it deserves. There is at this time a great need of a higher order of intelligence regarding the things that make for health, and the public

schools should lay the foundation for this intelligence. While a great advance has been made in school sanitation, while schoolhouses are now built with proper regard for light, heat and ventilation, there yet remains much to do in the way of inducing the student to make a personal application of the health knowledge which he has acquired. In no other study taken in school is there so wide a gulf between theory and practice as in the study of physiology and hygiene. The girl who can give the number, names, composition and location of the teeth, yet neglects the proper use of a tooth brush will derive but little benefit from her study of physiology. The boy who can glibly describe the process of digestion, yet continues to injure his own digestive organs by rapid eating and the use of improper foods, is failing to get from this branch of study the benefit he should.

The fact should be emphasized that but little permanent impression can be made upon the average child by telling him that it is right or wrong to do or not to do certain things. The self interest of the child must be appealed to if you wish to gain his interested attention. If you can make the child understand that certain habits and methods of living will make him stronger, better looking, more useful and happier, you have given him a personal incentive to apply the knowledge which he has gained. Unfortunately a great deal of time is spent in teaching the pupil facts about anatomy and physiology which he never connects or applies to his own manner of living. In no other branch of study pursued in school is tact so necessary on the part of the teacher, but that the subject can be successfully impressed upon the child by the tactful teacher I know from my observation as superintendent.

Three years ago while visiting a high school I was greatly interested in a health talk which was given by the principal of the school. He began by reading from the Springfield Republican a part of an editorial entitled, "Health and Politics." It called attention to the fact that the two men who, at that time, more than any others, dominated the tendencies of American politics were Mr. Roosevelt and Mr. Bryan, and that each was a marvel of physical vigor and endurance. It was very clearly shown that Mr. Bryan owed much of his success to his cast-iron stomach, an almost incredible power of sleep under the

Plate Number IV.



Grade School Building, Houlton,
Erected 1911

Grade and High School Building, Harmony,
Erected 1911



most disturbing conditions, with lungs and a throat that defied all the atmospheric elements of disease, and an extraordinary general physical vitality that was a most important factor in his political career.

Of Mr. Roosevelt the writer said that overflowing animal spirits, a physical joy in existence and a physical zest for strife, power and achievement, had more than anything else rendered him the most formidable figure in our public life. "Deprive either of these men of their physical vigor, make them the prey of chronic dyspepsia, or cut in two their capacity for sleep, and the political situation would be immediately changed."

This editorial gave the teacher an excellent opportunity to bring home to his pupils the fact that there can be no great career without great health, and that health and happiness are so closely united that one can scarcely exist without the other. I could see that the talk made an impression upon the pupils and it made an impression upon me.

I give this incident simply as an illustration of the manner in which a tactful teacher can impress the fact upon the pupil that good health is of tremendous importance to the person who wishes to make his way in the world.

In some way children should be made to understand that proper nutrition and sound health are fundamentals in human success. The fact should be brought home to them again and again that achievement by any individual is governed mainly by the power of his organism to assimilate nutriment in quantity and quality adapted to maintain a healthy mind in a healthy body.

Another subject which is most important yet most shamefully neglected is the matter of sexual health. It is difficult to discuss this subject either in explicit or in veiled language, and yet it most urgently demands discussion and attention. The bodily functions which are concerned with the continuance of the race are important on every conceivable ground and the neglect of sex education is a shame to the American people. Sometime the matter will receive the attention it should, but I suppose the time will come only when the penalty of indifference has become so heavy that further neglect is out of the question.

No teacher of long experience, no superintendent of extended service is ignorant of the need of sex education, and yet both teachers and superintendents realize the difficulty of presenting the subject to young people with whom they are daily brought into contact. Parents will not do it; teachers and superintendents feel that they can not; then where shall we look for assistance?

It is my opinion that there should be in every state a man and a woman, perhaps two men and two women, whose duty it should be to visit the high and grammar schools of the state at least once a year and talk to the boys and girls on sexual health. The selection of these persons should be made with extreme care by the state superintendent of schools and they should receive such compensation as men and women competent to do this work faithfully could command in the professional world. If this should be done in every state of the Union, more good would result than from any other educational activity now in operation in this country or in the world.

I wish to call attention at this time to the great service rendered by the Maine State Board of Health to the cause of sanitation and to the physical welfare of the children of the public schools. It is doubtful if a board of health in any other state of the Union has published for free distribution a more helpful series of leaflets than the "Health of Home and School" series sent out from Augusta by Dr. Young. Superintendents can do no better service for the cause of health than to circulate these leaflets systematically, and by seeing that they receive the attention they deserve.

It is my custom to send out to all my teachers, from time to time, circular letters of suggestions in regard to methods of presenting certain subjects and in reference to general school management. For one of my circulars of "Superintendent's Suggestions," I fastened together the six "Health of Home and School" leaflets and sent them to each teacher accompanied by the following note:

"Your careful attention is called to the six leaflets enclosed. They are issued by the State Board of Health and are of special importance to teachers in public schools. Will you read all of them attentively, and then make such use of the information as seems best in your particular school. I would suggest that

certain portions of the leaflets be read aloud by the teacher, or they may be read aloud by pupils and then discussed by teacher and pupils. In the lower grades this would not of course be advisable but the teacher may by short talks impress upon the pupils some of the elementary facts connected with right living."

I believe that better results were obtained than would have been the case had the leaflets been circulated without comment.

In regard to athletics I believe we will all agree upon two points. First, athletics form a legitimate part of school and college life. Second, too much time and attention are now devoted to organized athletics in some secondary schools and in most colleges. It was rather a suggestive statement made two years ago by an English gentleman that while the young men who came to Oxford from America as "Rhodes" students cut rather a poor figure in scholarship, they redeemed themselves in competitive athletics. This statement gives point to the remark of Prof. Dudley A. Sargent of Harvard who said in a recent address: "The practice nowadays seems to be that we should turn out educated athletes rather than athletic students. It can not be doubted for an instant that modern athletics has advertised the business of colleges to a tremendous extent, and that we find semi-ignorant material rushing into the intellectual life simply because of the glamour which hangs over the field of intercollegiate sport."

In the secondary school all contests which require for a preparation what is commonly known as "training" should be discouraged. Physicians state that the wrenching of muscles, ligaments, tendons, joints, nerves and blood vessels which accompany contests and severe training are giving all kinds of puzzling pathological conditions traceable to over-exercise. There should be a systematic bodily training of boys and girls in all elementary schools, but bodily health does not demand severe forms of exercise.

The most objectionable form of secondary and college athletics is football. The training is strenuous, the game is brutal, the spirit engendered in players and spectators differs in no way from that produced by the prize fight. A sport which makes the presence of physicians a necessity, which causes a part of the players to be carried from the field insensible is too

dangerous to be encouraged in secondary schools. Whatever course may be taken by the colleges there seems to be no good reason why the football team for interscholastic contests should exist in the secondary school. The great objection to the game is a much deeper matter than the mere injuries to a few students. It develops the spirit of "win at any cost." It places the growing boy under a physical strain likely to create heart enlargement which remains to trouble him in after life. It brings about the selection of a few of the best developed and strongest boys who least need further physical training and compels them to attain an abnormal condition of muscular development. These objections do not apply to baseball, tennis or other athletic sports which have a legitimate place in school and college life. The serious thing about the whole matter is that the day when the athletic contest was sport has passed away. It is now a serious business to be engaged in principally by those who are willing to place athletic duties first and intellectual duties in the second place.

A prize fight between two heavy weights has lately attracted the attention of the civilized world. Influenced by the pressure of public opinion, the Governor of California forbade the holding the fight in his state. Other governors followed his example and it was found that Nevada was about the only spot in the country where the contest could be held. Since the battle a great moral wave has rapidly spread over the country and governors and mayors are making haste to forbid the exhibition in public of moving pictures of the fight. This is all commendable, but a more forcible illustration of the passage of Scripture which deals with the "beam" and the "mote" could not be found. Probably most of us have witnessed on the football field a more savage exhibition of brutality than was to be seen recently in Nevada. Some of us have heard the captain of the college football team tell his men that the chances of winning depended upon "putting out" of the game a certain strong player on the opposing team. We have seen this "putting out" process successfully accomplished, and the marked man carried off the field insensible as a result of a deliberate blow which would not have been allowed in a prize fight. We have seen the players with broken jaws, broken noses and arms, blackened eyes and bloody faces, yet no special protest was

made because football is recognized as a legitimate sport for college and secondary students. The prize fight is regarded as the sport of the tough and is to be condemned. Football is the sport of gentlemen and therefore to be encouraged.

We are told that the new rules will eliminate some of the brutality so painfully in evidence in the past. Whether this is so or not remains to be seen when these changes are put into actual practice. I doubt, however, if the new rules will alter materially the spirit in which the game is usually played.

Many of the objections to football in the secondary school apply to some of the forms of track athletics. Any form of sport which compels a growing boy or girl to summon and expend in a few moments every particle of muscular and nervous energy possible in a supreme effort to win a contest should be discouraged in the secondary school and for that matter in the college.

The statement made by some that the effect of athletics upon scholarship has been to raise the standard of intellectual effort is absurd. The mere fact that colleges and secondary schools are obliged to establish a rule that students must maintain a fair rank in studies in order to take part in athletic contests is evidence that the athlete is likely to neglect study, and if he is successful in athletics he must neglect study, for the successful athlete has very little time for anything else. And so educational institutions have found it absolutely necessary to establish some definite standard in studies to prevent the utter neglect of all school work.

Sports are necessary parts of youthful life; they form one of the essentials of a child's education; but I would emphasize the fact that in physical training as well as in intellectual training we should work for the welfare of the majority rather than for the select few. It has been truly said that, "Our institutions are based not only on the principle that majorities shall rule, but that they shall be served."

I think it is the duty of superintendents and of teachers connected with secondary schools to encourage in every possible way the play spirit and to discourage the athletic spirit. I do not need to define terms, for you all know precisely what I mean.

RETARDED PUPILS—THE COST TO THE INDIVIDUAL AND THE COMMUNITY.

F. G. WADSWORTH, Superintendent of Schools—Mexico-Dixfield.

The particular division of the general topic—retarded pupils—which has to deal with the cost to the individual and the community, is of vital importance. When the word "cost" is uttered in connection with any of the affairs of life there is an immediate focalizing of attention by those active in the profession or business at hand. We are anxious to know if the project is within our sphere of action and deserving of our consideration.

When the cost of a project is reckoned in terms of cash alone, we can soon judge of our ability to deal with it, knowing our material strength; but when the cost involves social, political, financial, moral and intellectual values then we must bring all our reserve force of experience to our assistance to aid us in our judgment.

The cost of retarded pupils to the individual and the community cannot be reckoned in terms of cash alone; but all the other factors mentioned above have a part in the cost, thus making the solution more difficult.

It is my purpose to show that the cost of retarded pupils, to the individual and the community is of sufficient magnitude to demand our attention and consideration.

Let us first consider what retardation means to the individual pupil: When a child has been notified that he has not been promoted, the spark of interest, which he had in his school work, is put out. The loss of interest, without which the pupil cannot hope to gain in knowledge, is reckoned as one of the costs to the individual. Failure to pass on with one's class lowers the pupil's estimate of his own ability, and a weakening of self-confidence marks another part of the cost. With the weakened self-confidence there is a tendency towards idleness and loss of pride, all of which tend towards retrogression. Then again, there is the loss of a year or years of work, for, in many cases, pupils are required to go over, for the second time, all the subjects of the year irregardless of their proficiency in some and weakness in others. The loss of wages as a producer may be reckoned in the cost, for the individual comes into his wage

earning period as much later as he is retarded in his education. If the pupil leaves school before he has completed his course, he goes out into the world with a meagre preparation for the work which is before him and the cost, in either case, is just as great. In whatever terms we reckon the cost to the individual, whether in money as a material symbol, or in social, political, moral and intellectual terms as spiritual symbols it is all the same. The individual must pay it and does pay it.

There is no more pitiful sight, in this day of opportunity and progress, than to see a child who has lost all interest in the work of the school, who is attending school to kill time until he is old enough to stay away without the truant officer or the fear of the truant officer haunting him. Such a condition exists, however, where children are retarded when by proper treatment they might have gone on with their class and developed into worthy citizens.

The cost to the individual is not in material values but in spiritual as well. So, also, is the cost to the community told in terms of spiritual as well as material values. The school reflects the spirit of the community and the community reflects the spirit of its schools. Thus the community which receives from its schools each year young men and young women whose ambition for knowledge has been dulled by the indifference of the community, whose preparation for citizenship is not complete, who leave school before they have completed their course, is sure to fall below the standard which should be maintained. The cost of poor citizenship is inestimable; but such a cost must be paid by the community whose rising citizens are allowed to leave school with inadequate preparation for the high office of citizenship.

In the town of Mexico, Maine, there were registered in the graded schools, last year, three hundred and ninety pupils. By using as a standard the age of the child to express the normal of grade standing, as for instance: in the first grade the child should be six years of age; in the second grade seven years of age, and so on: I find that sixteen pupils are one year ahead of their grade—these pupils are in the first three grades; eighty-eight pupils are in their normal grade; one hundred and twenty-seven are one year behind their grade; eighty are two years behind; fourteen are three years behind; eight are five

years behind; and two are six years behind their grade. Given in percentage; four percent are ahead of their grade; twenty-three percent are normal and seventy-three percent are behind their grade.

In the town of Dixfield, Maine, a town which has been settled much longer than Mexico, the percentages are much different: fourteen percent are ahead of their grade; thirty-two percent are normal; and fifty-four percent are behind their grade.

The figures given above show a difference of nineteen percent in the number of pupils retarded in Mexico and Dixfield. Mexico I believe to be an exceptional case; while Dixfield will compare quite favorably with other towns in number of pupils retarded.

In the town of Mexico there are two hundred and eighty-six pupils, representing five hundred and sixty single years of schooling, in arrears. All of these years were not lost in the schools of Mexico. Some of the pupils entered school when they were over six years of age; others are foreigners who entered the lower grades when, according to the standard of classification, they should have been in the higher grades. It does not matter much, as far as the final cost is concerned, how these years were lost, where they were lost, or when they were lost. It is sufficient to know that they were lost and that the pupil is not in the grade, which marks the normal physical and mental development, desired. Now if these pupils in the schools of Mexico, who represent five hundred and sixty single years of schooling in arrears, continue in school until they have completed the course, at a cost of about twenty dollars per pupil per year, a conservative estimate of the total loss, represented by lost years, in money equivalent is eleven thousand two hundred dollars. This does not mean that the town of Mexico has or will lose this amount of money. It is only a speculative statement used to show more clearly, in money equivalent, the cost of a given number of years schooling at a known cost per year. If the town of Mexico does not pay for it in increased taxes, poor citizenship and loss of years of service, of those retarded, some other town or city of the state must pay for it, and in doing so they will pay for that which might have been saved to the state had proper treatment been given.

I do not wish to give you the idea that the cost to the individual and to the community of retarded pupils is one of the great crimes, of which superintendents are guilty; but have tried to show that there is a cost which the individual and the community must pay unless the evils arising from retardation are minimized if not eliminated altogether.

It matters not whether the cost to the individual be in loss of ambition or desire for higher social efficiency, in loss of years of time, in cutting short his preparation for life, in loss of wages as a producer; whether the cost to the community is told in terms of increased taxes, in a lower standard of citizenship, in loose morals, in low ideals, in social, intellectual, and religious indifference the necessity of decreasing the retardation of pupils in our public schools is of enormous importance.

It is my firm conviction that there is need of a general movement by the superintendents of this state towards the minimizing of retarded pupils in our public schools. I am sure that the cost to the individual and the community is of sufficient magnitude to demand it.

GREATER PUBLIC SERVICE FROM THE PUBLIC HIGH SCHOOL.

ALONZO J. KNOWLTON, Superintendent of Schools—Belfast-Searsport.

The public high school has been largely a fitting school for college. It has offered very little to the boy or girl who from force of circumstances or want of inclination has not or could not take the higher course. The boys and girls who complete the high school course and seek for a position where they are to earn a livelihood and strive to make a mark in the world, find themselves poorly equipped if at all. The business men complain bitterly of what the high schools are doing for the boys and girls and many times justly.

If the public high school has not and is not giving the boys and girls the preparation for life that they have a right to demand, and if, in the future, they fail to return to the public a greater and better service, we are responsible.

What must be done with the course of study and method of treatment in our public high school in order that the public may reasonably be assured of the greater public service?

In considering this question, I must of necessity make some statements which will not apply to many of the larger high schools but all will apply to some within the borders of the state.

In many communities where there are few opportunities for special training and where the majority of the graduates enter, without further preparation, upon a life of service, there is greater need of vocational training. A commercial course would be of greater value to such pupils as a substitute for some of their Latin and French.


The work of the school should be made more practical, not because the so called "practical" education is the best but because the parents as well as the pupils will be more interested in it. Pupils as well as parents like to see that their work is to have some immediate results, and that the practical education is to help them to a livelihood as soon as they are out of school and into the world, and so they are more interested in accomplishing the required work of the school.

In manufacturing communities, this plan of a practical education may well be carried out in connection with some of the manufacturing establishments. This plan was strongly condemned at the N. E. A. by one speaker on industrial education. He said that all the work done in the shop should be under the supervision of the teachers, that the proper training and development might result through the proper coordination of book-work and shop-work.

It would seem that the school work should always be along the line of local industries—the rural high school should give much more attention to the agricultural interests—that the boys and girls should be educated to stay at home rather than to think they must seek the city for employment as soon as they are out of school.

In many cases the work in the sciences, mathematics, English, etc., can be made more useful, not less interesting, and lose none of its training value by keeping in mind the interests of the community. The colleges could help in this work by accepting work well done, and carried to definite limits, in-

Plate Number V



School Building, Newport, Erected 1910

stead of holding the high school to certain stated requirements and so compelling the schools to place particular stress on some things that most pupils would not take unless fitting for college, thus causing the school to divide and dissipate their energy in teaching things that the colleges demand as well as other things that the pupils and parents demand.

Pupils should be required to study one subject, at least, besides English through four years of high school work. This would give the required backbone to their work around which they might build the rest of their course.

A better equipment ought always to be sought for—not always the most expensive but the most extensive.

The course should offer an opportunity for a knowledge of and training in simple parliamentary rules, an opportunity to appear occasionally in public and before their school mates and there to render some of their own productions.

This would give an opportunity for self expression, stimulate intellectual rivalry, and create a public interest in the high school which at present centers only around the athletics.

It would thus seem that the high school could be of greater public service.

1st. By endeavoring to have its students grounded in those studies which are of daily practical use; as, mathematics such as would be required for a clerk or book-keeper; English, such as would be necessary for a stenographer or typewriter. This implies a commercial course.

2nd. By training its students in logical habits of thought and expression, as in science, mathematics, history courses, etc.

3rd. By increasing their ability not only to think, but to execute, as in experimental science work, drawing, and manual training work in general.

4th. By endeavoring to increase the range of life interests through culture studies, like music and art, language and literature, history, etc.

5th. By giving due prominence to physical considerations.

6th. By inculcating certain fundamental virtues, as promptness, diligence, neatness, obedience, honesty, faithfulness, etc.

7th. By raising the ideals and standards of manhood and womanhood.

All these might be comprised under three heads. Ideally a high school should endeavor to prepare those who go from it the better to:

- 1st. Earn their living.
- 2nd. Enjoy and appreciate the best things of life.
- 3rd. Fill their places as honest, intelligent citizens.

TAKING AND USING THE SCHOOL CENSUS.

CHAS. N. PERKINS, Superintendent of Schools—Brewer-Hampden-Veazie.

The superintendent of schools is the official who acts as an intermediary between the schools and the people. Theoretically, the members of the school board are supposed to act as such, but practically in a large majority of the towns in this state, these members know too little about the schools to do this successfully. Therefore upon the superintendent rests the burden of securing the co-operation of the people in elevating the schools to the place they ought to occupy in our social and economic scheme of life.

An interpreter from one language to another must know both languages. A middleman must be acquainted with both parties and their needs. Thus a school superintendent, to secure best the co-operation necessary between school and home must know both parties. The schools he is presumed to know. The homes he ought to know, and in no better way can he become acquainted with the people and their homes than by taking the school census and keeping this census up to date.

In a few of our larger cities it may be necessary to take this census through an agent hired for the purpose, but comparatively few superintendents in this state have more territory to cover or more children to account for than there are in my district, and I am finding a personal canvass by the superintendent himself entirely feasible and a method which has many points of advantage.

There is a wide difference in the data gathered in this census. In many towns the aim is simply to secure the number of persons between 5 and 21 years of age for the state returns. This,

however, does not satisfy the school laws of our state for they prescribe that the superintendent of schools "shall return under oath to the school committee, in April annually, a certified list of the names and ages of all persons in his town from 5 to 21 years of age."

How much and what data to gather in this census may be a question of opinion, but in my experience I have found that it pays to have the following. First, the name of the head of the family that occupies each house and tenement in the town or city, together with the street and number, if the houses are numbered, or the road and order, if not numbered. Next the name with the middle initial of every person under 21 years of age, including all under 5 years of age as well as those between 5 and 21. Then the relation of each child to the head of the family, and lastly the date of birth of each person under 21. I usually find it better to inquire the birthday and the age at the last or next birthday and to do my own reckoning to get the date of birth.

The facts thus gathered are kept both in a rough field-book, a sample of which I have here just as I left it from my field work this spring, and in a more permanent form like these. These cards contain actual data gathered by me in Brewer and Veazie.

After these facts are once gathered and recorded it is comparatively little labor to keep it up to date. New families have to be recorded, the cards of families who move away are removed, the shifts in tenements recorded and the births and deaths taken largely from the town clerk's records added to the record.

As an aid to this I find that the teachers and pupils are willing helpers. I instruct my teachers to ask their pupils to report to them any changes of residence, removals or new families, and the weekly reports in my district provide for my notification of these facts. Children delight in the telling of news and many a child who does not take any too much pleasure in attending school himself will be the first to report a new family who have children who ought to attend school. After a new family is reported and the next time that I have occasion to pass near that locality, I call and secure the data mentioned above. Thus I have a chance to see that all children who move

into the town and who ought to attend school get to the right school with as little loss of time as possible, and these new families get the impression that the school officials are earning their salaries, an impression which is healthy to have abroad in the town.

The uses to which such a record as I have outlined can be put are many.

First of all, it furnishes a ready means of obtaining the number of children in town between 5 and 21 years of age on April first of any year. The extension of the list to include those under five years of age at the time of the taking is especially valuable for this purpose. Any one who has never tried this method will be surprised to find out how short a task it will be to take the school census after the first time and also how many more persons between 5 and 21 can be legitimately found by this means. It will be by no means necessary to call at every house after the first time around.

The list that the law requires to be furnished to the committee can be easily prepared from these records.

Again I can hardly understand how the questions in the annual report to the state can be answered accurately unless some such data as this is kept.

At the beginning of each school year and as soon as possible after the list of pupils in each schoolroom is returned to the office, and this should be required within three days at the longest, the field-book of the census should be checked with these attendance lists. All children between 7 and 15 years of age whose names appear on the field-book and who are not reported as attending school should be at once looked after. These may have removed from the city or town. If so, new families may be in the houses once occupied by them and the new data can be readily obtained.

The absentees may be sick. If so, the majority of parents will thank you for the interest you have shown in calling and it may be that you will gain some friends and a superintendent for his own good and for the good of the schools can not have too many of these.

The absent pupils may have gone to work contrary to the law or in ignorance of it. Such cases will grow less in number if these are attended to at once.

The children may be playing truant without the knowledge of their parents and such prompt action will give the superintendent the reputation of being one whom the children respect because he is, in the language of the street, "onto his job."

The family of the absentee may be in destitute circumstances and in need of being reported for private or public charity.

In a majority of these cases, the call of the superintendent will be sufficient to cause a return of the child to school and will aid in keeping him there. If his attendance does not result from the call I send a preliminary printed notice which usually accomplishes its purpose without giving occasion for anger.

Again the list of street and road addresses if kept up is valuable in connection with the work of the truant officers. My teachers at the beginning of the year are each furnished with a list of the children who should attend his or her school, together with the street or road addresses. Then when a child is reported to the truant officer, the street and address is reported also and the officer is aided materially in his work. This teachers' list also furnishes to each teacher a ready means of finding the homes of their pupils and removes the excuse for not calling when there is occasion. Although I advise my teachers, as far as is possible, to call upon the parents of all of their pupils, even when there is no special occasion for so doing.

In many places parents are prone to take their children from school as soon as they are 15 years of age and place them at work, and we are all sorry to admit the fact that some parents will even tell falsehoods in regard to their children's ages in order to withdraw these children the earlier. The census data of which I have spoken will largely prevent this especially if the dates of birth have been verified at the town or city clerk's office.

The same tendency on the part of parents can be seen when they wish to enter a child before he has reached the required age. This too will be largely frustrated by our census data. This will be especially likely to be true if the census data were gathered two or three years before the occasion arose and before it was thought of by the parent. In some cases the parents may claim that they made a mistake when they gave in the data but the existence of the record shifts the burden of the proof to the parent and he must prove that there has been a mistake.

These data and the visits which their collection makes necessary are especially valuable when a parent applies for a permit to retain his child from school on account of the need of his work. Then the memory of the visit to the home and the condition of that home, and the record of the number and ages of the children will put you and your committee in possession of important facts with which to decide more justly each individual case.

One who has never collected such data and visited and observed the homes in this way will be surprised at the number of times that this knowledge of the homes and the census data will be made use of in determining the best course of action toward individual pupils, who are stupid, inattentive, irregular in attendance, or rude, apparently through mental deficiency or wilfulness, but actually through lack of proper surroundings and conditions at home.

It has often been said that in order to be a successful superintendent of schools a man should be a good "mixer." As an aid in being a good "mixer" or as a substitute for being one, I would recommend the recognition of as many people as possible by sight and name. In no one way can this be gained more satisfactorily than by the collection of the data shown above, especially the heads of every family. I have lived in the city of Brewer for less than four years and yet I will venture to say that there are not six people in the entire city who know more of its citizens than I do, and I find that this fact is of immense aid in my work.

It is my belief that the way in which the school census is taken or used, or rather not used, constitutes one of the weak points in the administrative side of our schools. It is almost wholly within our power as superintendents to correct this.

THE CONVEYANCE PROBLEM.

CHARLES O. TURNER, Superintendent of Schools—Gardiner-Farmingdale.

In 1869 the legislature of Massachusetts passed a law authorizing towns to raise and appropriate money for the conveyance of pupils to and from public schools. Since that time laws relating to the consolidation of rural schools have been enacted

in many of the states, showing that the people of the country towns had come to realize that a too close adherence to the theory of local self-government was injurious to the smaller towns, and that the remedy lay in adopting a policy by which the town at large would enter more directly into school control.

I have not learned of reliable statistics being gathered as to the exact extent to which consolidation of schools has been carried on throughout the country, but quite a large percentage of the so called rural schools have been discontinued and the pupils carried at public expense either to graded schools or to other ungraded schools. The general sentiment regarding the system seems to favor its continuance. Among the reasons given are increase in regularity and punctuality of the pupils, better school buildings and equipment, more interest on the part of the children and reduced expense.

Maine legislators have wisely refrained from enacting uniform or compulsory laws regarding the system, evidently realizing that conditions are so varied in different sections of the state that no general policy can be defined by law, without working harm in special localities.

The location of the school, nature and condition of the roads, age, sex and number of the pupils, the financial condition of the town and of the parents, local pride, objection of mothers to having children absent all day from home, and what is perhaps the most important consideration, the kind of persons employed to drive the team and care for the children while on the road to and from school, are some of the varying factors to be considered.

It is evident that what might reasonably be considered a proper distance for children to walk to school under some conditions is quite too great under others. While half a dozen boys might consider two miles a reasonable distance, it would be unfair to require a young girl to walk a mile or a mile and a half over a lonely road.

When it becomes necessary for superintendents to contract with the carriers there is danger in some cases that the meagre pay the driver or contractor receives for his services is an indication of unsatisfactory returns in the matter of unsuitable carriages and poor oversight. As Mr. Prince says, "such bar-

gaining and results are a reminder of the old time practice of auctioning off the teacher's board to the lowest bidder."

The practice followed in some places of paying a small sum for each pupil or family living at a distance from the school, with a tacit understanding that the father may use his own judgment as to when the children shall walk or be carried to school results, it is feared, in hardships to the children and possible loss of school privileges, and a bad influence on all concerned.

Probably most of the superintendents present have pondered over the problem presented by the conditions to which I have alluded, and any suggestions made may seem trite and commonplace. To such criticism I can only say, that any light any one present will throw on the question will be thankfully received.

As I understand the law in this state; in case any school has too few scholars for its profitable maintenance, the committee may suspend the operation of the school for one year, unless otherwise instructed by the town, but any school failing to maintain an average of eight pupils is suspended, unless the town at its annual meeting shall vote to maintain it upon the written recommendation of the committee; and it becomes the duty of the superintendent to procure the conveyance of the pupils a part or the whole of the way to the nearest school during the time it is in session, when the pupils reside at such a distance from the school, as in the judgment of the committee shall render such conveyance necessary. Provided, however, that the committee may authorize the superintendent to pay the pupil's board near any established school, when in their judgment it may be done at an equal or less expense than by conveyance.

Of course the essential points to consider in procuring conveyance for pupils, are the comfort and welfare of the children and the expense incurred.

In case a common carrier, such as steam or electric cars, is available, the problem is at once reduced to its lowest terms; otherwise the superintendent must usually resort to teams; and even then the question is somewhat simplified if the pupils belong to the upper grades, as older children are usually better prepared to understand how to protect themselves during inclement weather. When the children to be transported are

small it becomes especially important that the driver shall be a person of good judgment, kindness and tact.

If reasonably convenient, the route should be arranged to pass each pupil's house, and in case some of the children are obliged to travel part of the distance before reaching the conveyance, some arrangement for shelter while waiting for the team, should be made; delays, especially in bad weather, will occur, and when children are obliged to wait by the roadside with wet feet or damp clothing, and then ride to school and sit through the morning session, the chances are good for taking cold, especially when this treatment is followed by a cold lunch. Under these conditions it is not surprising that mothers sometimes think that transporting children to school has some unpleasant features.

Provision should be made for the children during the noon intermission, and a comfortable place provided in which they can eat their lunch and stay during stormy weather, and suitable oversight furnished to secure safety and freedom from contamination.

Many places have adopted the plan of having the wagon in which the pupils are conveyed owned by the town, and contracting with some person to furnish the horses and drive the team. This plan has several advantages; especially when heavy wagons are needed. The authorities can select the kind of wagon that seems best fitted for the work, and probably secure it at less expense than a private individual would be willing to furnish it, as a carriage of that kind is not useful for many purposes, and unless a person be offered a long contract, or assured of ample compensation, he would be likely to furnish inferior vehicles. It is needless to say that a roomy covered carriage provided with suitable curtains and robes, is very essential to the comfort of the pupils. I understand that a new wagon of the omnibus type, entering from the rear, built to carry twelve or fifteen children, and provided with travers runners for winter use, may be bought for \$100, or \$125. The upkeep of such a wagon including interest on the first cost, would probably average about \$20 per year, if properly used. For conveying fewer children a covered beach wagon or surrey might answer the purpose, and as such carriages are in common use, the driver would probably furnish the whole team at a

reasonable price. A somewhat extended experience with horses has convinced the writer that it is better for the driver to own his team.

In conclusion: While the local school board will recognize the limited social and educational opportunities of the children the number of pupils in a school does not always determine the in the more thinly settled districts, they should remember that quality of the instruction received, and that a plan is not always good because it is cheap. Holding to the principle that efficiency is the true test of any method, twelve or fifteen children under twelve years of age, living within a mile of the school, may receive better service in the small school.

When it is thought for the social and educational well-being of the children in a certain neighborhood, best to close the school, the safest and most convenient arrangement should be made for the conveyance of the pupils, especial care exercised in the selection of a proper person for the care and oversight of the children while on the road, and suitable provision made for their comfort and protection during the noon hour.

APPENDIX.

TABLE No. I.
COMMON SCHOOL STATISTICS.
Showing School Enrollment for Year Ending April 1, 1911.
ANDROSCOGGIN COUNTY.

Towns.	Number of children in town between the ages of five and twenty-one years.		No. Registered in				Average Attendance in				Average length in weeks of				Number Registered.							Number between seven and fifteen years of age not attending school.	Number between seven and fifteen years of age excused from school attendance.	Number of pupils conveyed.		
	Boys.	Girls.	Spring terms.	Summer terms.	Fall terms.	Winter terms.	Spring terms.	Summer terms.	Fall terms.	Winter terms.	Per cent of average attendance.	Spring terms.	Summer terms.	Fall terms.	Winter terms.	Aggregate number of weeks.	Different pupils.	In rural schools.	In village schools.	In city schools.	In evening schools.				In private or parochial schools.	
Auburn	2,401	2,050	1,692	-	-	1,750	1,729	1,444	-	1,591	1,560	.34	11	-	14	11	2,124	2,089	397	-	1,692	43	567	43	36	76
Durham	247	261	311	-	-	323	289	254	-	266	244	.50	9	-	10	9	467	385	385	-	-	-	26	4	4	3
East Livermore	406	303	526	-	-	540	515	518	-	529	508	.73	11	-	14	11	648	550	92	458	-	-	4	12	12	7
Greene	95	85	113	-	-	104	98	84	-	86	80	.46	10	-	11	11	160	132	132	-	-	-	-	-	30	30
Leeds	164	137	196	-	-	197	173	170	-	166	137	.52	10	-	10	10	300	226	226	-	-	-	-	2	2	19
Lewiston	4,496	4,221	2,121	-	-	2,308	2,176	1,770	-	1,902	1,724	.20	12	-	14	14	2,840	2,202	270	-	-	-	-	129	25	16
Lisbon	589	664	761	-	-	792	801	709	-	725	749	.58	12	-	14	10	986	868	117	751	-	2,265	7	7	5	5
Livermore	143	134	171	-	-	139	173	143	-	169	152	.56	10	-	10	10	291	205	100	105	-	-	-	4	-	24
Mechanic Falls	242	205	240	-	-	244	241	209	-	202	201	.45	12	-	12	12	166	255	7	248	-	2	-	-	35	35
Minot	127	101	128	-	-	117	107	103	-	100	89	.42	10	-	10	11	216	146	146	-	-	-	-	-	-	-
Poland	245	135	237	-	-	233	216	197	-	193	174	.49	10	-	11	11	539	262	262	-	-	-	-	-	-	12
Turner	208	177	239	-	-	237	224	211	-	213	193	.53	10	-	10	10	389	286	172	114	-	-	-	4	4	43
Wales	70	61	-	87	-	77	86	-	74	68	70	.53	10	-	10	7	135	100	100	-	-	2	-	-	4	18
Webster	134	149	187	-	-	203	194	161	-	177	167	.59	12	-	14	10	288	211	53	158	-	-	-	4	4	21
Total	9,567	8,983	6,922	87	-	7,314	7,027	5,978	74	6,387	6,048	.33	10	9	11	10	9,599	7,917	2,459	1,834	3,624	600	2,942	209	94	309

AROOSTOOK COUNTY.

Amity	75	61	99	-	89	79	70	-	63	64	.48	10	-10	10	130	116	116	-	-	-	-	-	-	21	-	-	4	
Ashland	385	340	369	-	376	410	288	-	322	338	.43	10	-15	11	474	449	225	224	-	-	3	-	-	21	-	-	25	
Bancroft	64	90	109	98	99	-	97	81	82	-	.56	11	10	13	137	126	86	40	-	-	-	-	3	51	-	-	3	
Benedicta	70	68	75	-	70	67	64	-	61	57	.43	12	-	9	7	112	75	75	-	-	-	-	-	-	-	-	2	
Blaine	213	181	161	-	167	149	122	-	131	112	.30	11	-12	8	257	211	71	140	-	-	-	3	-	1	-	1	18	
Bridgewater	225	239	256	33	277	261	217	27	251	207	.50	10	8	14	308	292	150	142	-	-	-	-	-	2	-	2	14	
Caribou	1,029	1,029	1,013	-	1,120	1,136	904	-	987	1,002	.47	9	-13	11	1,221	1,247	569	678	-	-	-	-	9	9	-	1	67	
Castle Hill	117	102	109	-	111	98	83	-	84	69	.35	8	-	9	10	168	132	132	-	-	-	-	2	-	2	5	2	
Crystal	104	85	97	-	89	87	82	-	73	70	.39	10	-10	10	150	118	118	-	-	-	-	-	-	15	-	-	2	
Dyer Brook	52	40	71	73	71	58	52	50	53	41	.53	12	10	10	144	87	87	-	-	-	-	-	-	-	-	-	2	
Easton	254	220	312	28	300	302	248	21	249	289	.58	12	12	12	396	345	225	120	-	-	-	-	-	-	6	-	9	
Fort Fairfield	985	710	891	29	985	910	810	19	797	784	.47	11	8	12	1,188	1,088	536	552	-	-	-	-	6	-	-	73	7	
Fort Kent	725	735	706	525	713	285	596	428	569	230	.31	12	12	10	15	835	706	706	-	-	-	-	-	-	315	-	4	
Frenchville	310	285	302	284	271	203	231	251	231	176	.37	10	9	9	7	492	306	306	-	-	-	-	-	-	51	-	2	
Grand Isle	236	266	282	316	315	341	233	251	258	284	.51	10	9	10	452	382	382	-	-	-	-	-	74	7	23	-	2	
Haynesville	50	45	65	-	44	45	56	-	34	36	.44	11	-11	12	102	65	34	31	-	-	-	-	-	-	-	-	2	
Hersey	38	26	42	38	38	-	25	28	29	-	.42	8	9	9	78	43	43	-	-	-	-	-	-	-	-	-	4	
Hodgdon	192	158	204	-	185	172	163	-	142	140	.42	10	-10	11	310	242	242	-	-	-	-	-	-	-	-	-	2	
Houlton	966	909	1,005	-	1,028	999	866	-	868	849	.46	11	-12	12	840	1,108	136	972	-	-	-	-	-	38	19	13	171	
Island Falls	276	253	330	-	338	302	276	-	289	252	.45	11	-12	10	283	432	30	402	-	-	-	-	-	-	3	2	50	
Limestone	320	281	327	-	376	370	304	-	341	337	.54	10	-14	12	468	394	190	204	-	-	-	-	-	1	-	-	14	
Linneus	127	146	185	-	183	166	150	-	144	126	.51	10	-10	10	297	208	208	-	-	-	-	-	-	-	-	-	6	
Littleton	178	151	188	-	197	154	142	-	144	121	.41	12	-14	8	306	245	245	-	-	-	-	-	-	9	-	8	9	
Ludlow	79	56	75	-	72	80	55	-	59	64	.43	10	-10	10	112	99	99	-	-	-	-	-	-	-	-	-	12	
Madawaska	376	400	462	416	383	335	368	345	316	290	.42	10	10	8	682	471	471	-	-	-	-	-	-	4	64	-	3	
Mapleton	172	154	179	-	204	197	146	-	162	151	.48	10	-10	10	300	223	160	-	-	-	-	-	-	-	-	1	1	1
Mars Hill	321	281	307	-	298	325	276	-	231	291	.44	11	-12	11	412	345	200	145	-	-	-	-	-	-	-	-	1	15
Masardis	122	121	132	50	145	127	115	40	125	106	.52	9	8	10	12	167	147	63	84	-	-	-	10	-	-	-	-	10
Monticello	247	203	235	-	244	228	165	-	179	167	.37	12	-11	10	302	326	202	124	-	-	-	-	-	-	-	-	-	7
New Limerick	80	75	90	83	90	86	67	-	72	72	.30	11	-10	12	172	110	110	-	-	-	-	-	-	-	-	-	-	7
New Sweden	164	194	178	-	182	155	143	-	148	140	-	14	-14	-	252	197	197	-	-	-	-	-	-	3	-	2	-	6
Oakfield	176	182	181	-	158	155	143	-	121	101	.33	10	-11	17	272	201	201	-	-	-	-	-	-	-	-	-	-	6
Orient	36	23	32	31	21	-	27	24	15	-	.37	11	10	9	61	35	35	-	-	-	-	-	-	-	-	-	-	3
Perham	130	147	-	136	136	114	-	116	114	92	.38	-	8	9	8	173	165	165	-	-	-	-	-	-	-	-	-	3
Portage	95	88	93	20	80	60	80	17	70	50	.28	10	14	8	98	102	26	76	-	-	-	-	-	-	2	18	-	12
Presque Isle	824	816	824	-	870	902	652	-	732	793	.44	10	-13	13	1,078	904	491	413	-	-	-	-	-	117	21	21	80	8
Sherman	167	186	190	-	182	160	166	-	152	131	.42	10	-10	10	240	246	186	60	-	-	-	-	-	-	-	-	-	6
Sherma	77	64	82	-	59	78	69	-	50	64	.43	10	-10	12	131	110	110	-	-	-	-	-	-	-	-	-	-	16
St. Agatha	312	286	337	315	313	314	279	277	260	273	.45	10	10	10	506	371	371	-	-	-	-	-	1	-	46	-	-	25

APPENDIX.

AROOSTOOK COUNTY—CONCLUDED.

TOWNS.	Number of children in town between the ages of five and twenty-one years.		No. Registered in				Average Attendance in				Per cent of average attendance.	Average length in weeks of			Aggregate number of weeks.	Number Registered.					Number between seven and fifteen years of age not attending school.	Number between seven and fifteen years of age excused from school attendance.	Number of pupils conveyed.					
	Boys.	Girls.	Spring terms.	Summer terms.	Fall terms.	Winter terms.	Spring terms.	Summer terms.	Fall terms.	Winter terms.		Spring terms.	Summer terms.	Fall terms.		Winter terms.	Different pupils.	In rural schools.	In village schools.	In city schools.				In evening schools.	In private or parochial schools.			
Van Buren	539	358	686	-	-	710	704	561	-	532	535	60	12	-	16	11	823	775	150	625	-	-	-	17	34	182	20	2
Washburn	239	248	251	-	-	318	312	207	-	277	273	51	9	-	10	8	312	325	182	143	-	-	-	-	-	-	-	29
Westfield	104	98	157	-	-	140	132	122	-	102	98	53	10	-	10	10	180	88	83	-	-	-	-	-	-	-	-	4
Weston	71	54	64	64	66	64	66	66	-	54	62	45	10	-	10	10	120	85	85	-	-	-	-	-	-	1	-	
Woodland	200	200	64	246	221	238	-	197	190	193	43	-	10	10	11	341	258	258	-	-	-	-	-	-	-	5	-	
PLANTATIONS.																												
Allagash	45	41	-	-	-	-	-	-	-	-	-	-	-	-	-	-	-	-	-	-	-	-	-	-	-	-	-	-
Cary	70	56	79	66	-	53	61	48	-	40	39	10	10	-	10	10	270	82	82	-	-	-	-	-	-	-	-	46
Caswell	84	90	102	104	-	90	105	82	78	76	79	45	9	8	10	9	156	171	171	-	-	-	-	-	-	-	-	22
Chapman	81	55	83	-	77	73	69	-	68	51	46	10	-	-	9	9	145	100	100	-	-	-	-	-	-	-	-	16
Connor	124	113	161	126	121	20	114	69	81	16	29	9	9	10	6	162	164	164	-	-	-	-	-	-	-	-	-	20
Cyr	119	125	136	141	110	90	106	99	79	74	38	12	11	10	6	239	148	148	-	-	-	-	-	-	-	3	40	
E	31	23	22	33	33	24	16	26	24	21	40	10	10	10	10	80	33	33	-	-	-	-	-	-	-	-	5	
Eagle Lake	216	266	326	17	314	199	249	11	231	171	45	12	10	18	4	320	390	147	243	-	-	-	-	10	-	19	-	
Garfield	17	16	25	-	27	20	15	-	18	15	48	12	-	12	12	36	27	27	-	-	-	-	-	-	-	-	-	11
Glenwood	24	17	34	35	-	31	29	28	-	18	60	10	9	-	8	80	38	38	-	-	-	-	-	-	-	-	-	-
Hamlin	132	141	136	134	123	107	106	110	92	95	36	12	12	12	8	222	157	157	-	2	-	-	-	-	-	-	-	2
Hammond	17	15	19	-	19	20	14	-	14	15	44	13	-	12	12	37	21	21	-	-	-	-	-	-	-	2	21	
Macwahoc	16	28	37	-	20	19	30	-	18	16	48	12	-	12	12	36	40	40	-	-	-	-	-	-	-	-	-	-
Merrill	74	67	96	99	102	-	91	75	85	-	59	14	12	10	-	108	104	104	-	-	-	-	-	-	-	3	1	
Moro	41	47	58	20	65	-	50	15	56	-	45	10	8	12	-	78	76	76	-	-	-	-	-	-	-	-	-	12
Nashville	4	4	8	-	8	-	3	-	7	-	70	12	-	12	10	59	8	8	-	-	-	-	-	-	-	-	-	-
New Canada	127	123	136	137	116	-	103	96	71	-	38	12	12	10	-	136	137	137	-	-	-	-	-	-	-	45	-	

Öxbow.....	28	31	42	-	42	61	33	-	37	53	.69	12	-10	16	60	41	-	41	-	-	-	2	-	-	-
Reed.....	109	85	108	-	92	89	63	-	68	38	.28	10	-10	10	187	122	40	82	-	-	-	-	2	-	-
Silver Ridge.....	18	27	27	-	33	35	26	-	27	28	.60	7	-	9	26	35	35	-	-	-	-	-	-	-	30
St. Francis.....	178	172	195	188	139	-	146	139	115	-	.38	11	11	7	-	184	195	195	-	-	-	-	-	77	-
St. John.....	97	102	130	128	102	-	105	97	81	-	.47	12	7	-	116	130	130	-	-	-	-	-	-	35	-
Stockholm.....	138	144	140	-	139	140	117	-	123	126	.45	12	-12	12	144	156	11	145	-	-	-	18	-	8	5
Wade.....	71	56	77	-	85	77	69	-	68	56	.50	8	-	8	111	112	94	94	-	-	-	-	1	1	9
Wallagrass.....	195	200	230	244	179	-	183	185	151	-	.45	12	8	6	-	218	244	244	-	-	-	-	-	79	-
Westmanland.....	20	18	-	16	15	18	-	13	11	15	.34	-14	7	7	28	30	30	-	-	-	-	-	-	-	-
Winterville.....	69	50	80	71	63	-	66	55	44	-	.45	12	12	-	48	80	80	-	-	-	-	-	-	-	-
Total.....	13,640	12,766	14,062	4,458	14,264	12,573	11,582	3,516	11,660	10,478	.35	10	10	10	19,169	16,823	11,074	5,749	-	17	373	1,285	97	864	

CUMBERLAND COUNTY.

Baldwin.....	95	89	110	-	112	100	95	-	96	81	.49	9	-12	10	160	128	68	60	-	-	-	-	-	1	20
Bridgton.....	340	327	375	-	386	377	337	-	333	314	.49	12	-12	12	540	390	76	314	-	-	-	-	-	40	
Brunswick.....	1,019	1,106	787	-	790	779	671	-	681	659	.31	11	-14	11	1,188	1,084	374	710	-	92	448	37	31	28	
Cape Elizabeth.....	138	116	136	-	115	95	108	-	93	84	.37	12	-14	10	144	152	152	-	-	-	-	-	2	-	
Casco.....	91	87	-	115	116	105	-	95	97	81	.51	-10	10	10	240	131	54	77	-	-	-	2	2	-	
Cumberland.....	145	190	222	-	243	221	187	-	216	184	.58	11	-13	9	334	261	192	69	-	-	-	-	-	12	
Falmouth.....	206	216	263	-	280	271	220	-	250	236	.55	11	-13	9	363	297	141	128	28	1	2	2	6		
Freeport.....	359	339	375	-	370	336	330	-	322	279	.44	10	-15	9	519	397	162	235	-	-	4	7	3	26	
Gorham.....	360	314	359	-	401	381	337	-	346	319	.49	12	-15	12	741	482	190	292	-	-	-	1	-	18	
Gray.....	160	170	160	-	151	145	139	-	131	121	.39	10	-11	10	283	160	107	53	-	-	-	1	1	20	
Harpwell.....	250	268	307	-	295	266	256	-	261	210	.46	10	-10	10	461	341	84	257	-	-	-	-	-	25	
Harrison.....	126	115	161	-	166	153	144	-	146	129	.57	12	-12	12	324	167	76	91	-	-	-	-	-	8	
Naples.....	102	101	129	-	123	117	114	-	107	86	.50	10	-10	12	221	143	58	85	-	-	5	-	-	19	
New Gloucester.....	173	177	238	-	241	225	198	-	210	184	.56	10	-12	8	270	241	241	-	-	-	-	-	-	11	
North Yarmouth.....	90	97	95	-	89	82	88	-	76	70	.41	12	-12	12	144	108	108	-	-	-	4	3	-	10	
Otisfield.....	71	79	83	-	83	79	67	-	70	61	.44	10	-11	9	210	92	92	-	-	-	-	-	-	1	9
Portland.....	7,721	7,923	8,950	-	8,341	8,640	902	-	6,797	6,684	.43	10	-15	12	8,066	10,602	111	-	10,491	347	1,792	455	31	76	
Pownal.....	91	80	132	-	124	118	116	-	112	102	.64	11	-11	10	256	149	149	-	-	-	-	-	-	-	
Raymond.....	96	84	124	-	124	111	99	-	101	86	.52	10	-10	12	166	134	134	-	-	-	-	1	1	20	

CUMBERLAND COUNTY—CONCLUDED.

TOWNS.	Number of children in town between the ages of five and twenty-one years.		No. Registered in				Average Attendance in				Average length in weeks of				Number Registered.												
	Boys.	Girls.	Spring terms.	Summer terms.	Fall terms.	Winter terms.	Spring terms.	Summer terms.	Fall terms.	Winter terms.	Per cent of average attendance.	Spring terms.	Summer terms.	Fall terms.	Winter terms.	Aggregate number of weeks.	Different pupils.	In rural schools.	In village schools.	In city schools.	In evening schools.	In private or parochial schools.	Number between seven and fifteen years of age not attending school.	Number between seven and fifteen years of age excused from school attendance.	Number of pupils conveyed.		
Scarboro.....	257	247	318	-	302	263	270	-	254	202	48	12	-	12	10	408	364	364	-	-	-	-	-	6	-	2	5
Sebago.....	81	61	105	-	92	90	92	-	81	81	59	9	-	9	10	196	105	57	48	-	-	-	-	-	-	-	3
South Portland.....	1,100	1,141	1,350	-	1,453	1,370	1,212	-	1,429	1,178	56	12	-	14	10	1,548	1,689	38	-	1,651	-	-	8	-	-	-	
Standish.....	212	230	234	-	228	213	193	-	194	175	42	10	-	10	11	413	266	116	150	-	-	2	-	-	2	34	
Westbrook.....	1,359	1,427	971	-	1,045	976	857	-	904	864	31	10	-	14	12	1,116	1,124	80	-	1,044	-	437	-	-	-	3	
Windham.....	234	233	299	-	307	282	250	-	259	231	52	12	-	11	10	429	383	213	170	-	-	3	-	-	-	6	
Yarmouth.....	318	322	359	-	371	351	322	-	329	323	51	12	-	13	10	143	381	45	336	-	-	7	-	-	-	6	
Total.....	15,194	15,539	16,642	115	16,348	16,146	13,604	95	13,895	13,024	40	10	10	12	10	18,875	19,771	3,482	3,075	13,214	439	2,713	533	89	398		

FRANKLIN COUNTY.

Avon.....	62	54	72	-	70	67	59	-	57	41	.45	10	-	8	8	130	76	76	-	-	-	-	-	-	-	16	
Carthage.....	43	34	53	-	45	40	44	-	35	35	.49	9	-	10	9	112	55	55	-	-	-	-	-	-	-	-	
Chesterville.....	92	86	110	-	111	78	93	-	95	58	.45	10	-	12	10	233	137	65	72	-	-	-	-	-	-	5	
Eustis.....	75	63	100	-	94	83	80	-	80	74	.56	11	-	15	11	159	117	31	86	-	-	-	-	-	-	6	
Farmington.....	401	451	349	-	338	319	320	-	239	287	.34	9	-	14	9	569	387	170	217	-	-	-	4	2	1	32	
Freeman.....	48	34	50	-	53	48	41	-	42	40	.50	10	-	8	8	130	60	60	-	-	-	-	-	-	-	-	
Industry.....	80	65	82	-	92	76	59	-	72	57	.43	10	-	10	8	168	113	76	37	-	-	-	-	-	-	6	
Jay.....	508	436	444	-	493	460	380	-	433	408	.43	11	-	14	10	740	524	148	376	-	-	70	-	13	3	13	
Kingfield.....	126	113	173	-	160	160	145	-	146	141	.60	11	-	13	9	211	208	21	187	-	-	-	-	2	2	-	
Madrid.....	47	28	51	-	55	48	28	-	29	24	.36	8	-	8	10	107	65	65	-	-	-	-	-	-	-	2	
New Sharon.....	118	108	140	-	142	144	123	-	127	122	.54	9	-	9	8	234	151	91	60	-	-	1	-	-	-	25	
New Vineyard.....	84	72	114	-	107	104	101	-	94	87	.60	11	-	11	7	178	118	74	44	-	-	-	-	4	-	20	
Phillips.....	195	228	214	-	239	222	196	-	206	197	.47	10	-	10	9	315	247	84	163	-	-	-	-	-	-	21	
Rangeley.....	130	179	236	-	230	189	220	-	219	179	.66	11	-	11	13	288	259	47	212	-	-	-	-	-	-	-	
Salem.....	21	28	37	-	33	22	32	-	28	18	.53	10	-	12	8	60	41	-	41	-	-	-	-	8	1	8	
Strong.....	103	87	123	-	132	121	110	-	122	101	.56	9	-	12	10	162	150	7	143	-	-	-	-	-	-	-	
Temple.....	66	57	61	-	58	64	55	-	50	33	.37	10	-	8	8	104	73	41	32	-	-	-	-	-	-	10	
Weld.....	81	90	85	-	100	74	-	-	-	84	.46	9	-	16	156	104	65	39	-	-	-	-	-	-	1	19	
Wilton.....	282	273	304	-	340	309	280	-	305	259	.50	11	-	15	8	408	382	136	246	-	-	4	-	2	2	14	
PLANTATIONS.																											
Coplin.....	13	16	11	-	11	9	10	-	10	9	.33	10	-	10	10	30	11	11	-	-	-	-	-	-	-	-	-
Dallas.....	39	31	43	-	50	35	36	-	42	26	.49	12	-	12	14	56	52	52	-	-	-	1	-	-	-	1	-
Lang.....	11	10	25	-	18	-	22	-	14	-	.85	10	-	16	-	52	25	25	-	-	-	-	-	-	-	-	-
Rangeley.....	12	7	17	-	1	2	16	-	14	11	.71	12	-	12	10	68	19	19	-	-	-	-	-	-	-	1	2
Sandy River.....	10	7	13	-	12	9	9	-	10	8	.52	12	-	10	10	32	15	15	-	-	-	-	-	-	-	-	2
Total.....	2,647	2,557	2,907	-	2,884	2,709	2,536	-	2,519	2,299	.47	10	-	11	9	4,702	3,389	1,434	1,955	-	-	96	-	32	-	13	211

APPENDIX.

HANCOCK COUNTY.

PUBLIC SCHOOLS.

TOWNS.	Number of children in town between the ages of five and twenty-one years.		No. Registered in				Average Attendance in				Average length in weeks of			Number Registered.												
	Boys.	Girls.	Spring terms.	Summer terms.	Fall terms.	Winter terms.	Spring terms.	Summer terms.	Fall terms.	Winter terms.	Per cent of average attendance.	Spring terms.	Summer terms.	Fall terms.	Winter terms.	Aggregate number of weeks.	Different pupils.	In rural schools.	In village schools.	In city schools.	In evening schools.	In private or parochial schools.	Number between seven and fifteen years of age not attending school.	Number between seven and fifteen years of age excused from school attendance.	Number of pupils conveyed.	
Amherst.....	42	39	44	-	-	45	46	34	-	-	37	37	.44	12	-	10	9	52	52	-	-	-	-	-	-	-
Aurora.....	17	18	18	-	-	18	16	14	-	-	14	10	.36	10	-	10	10	30	18	18	-	-	-	-	-	-
Bluehill.....	213	223	233	-	-	230	208	209	-	-	205	183	.43	10	-	10	10	450	270	145	125	-	-	-	-	-
Brooklin.....	115	129	125	-	-	126	121	111	-	-	115	108	.45	10	-	10	9	174	146	146	-	-	-	-	-	-
Brooksville.....	198	184	185	-	-	245	207	197	-	-	213	178	.51	9	-	10	9	290	272	272	-	-	-	-	-	-
Bucksport.....	296	274	373	-	-	353	339	330	-	-	312	286	.54	10	-	10	10	398	436	165	-	-	-	-	-	-
Castine.....	112	101	144	-	-	119	112	132	-	-	109	100	.53	11	-	11	11	447	160	29	271	-	-	-	-	-
Cranberry Isles.....	64	44	79	-	-	74	77	70	-	-	66	67	.62	10	-	10	10	150	35	74	-	-	-	-	-	-
Dedham.....	48	44	54	-	-	66	43	48	-	-	56	36	.50	9	-	9	7	137	74	74	-	-	-	-	-	-
Deer Isle.....	310	338	426	-	-	411	365	400	-	-	390	364	.59	11	-	11	10	512	441	256	-	-	-	-	-	-
Eastbrook.....	30	37	47	-	-	48	41	41	-	-	35	-	.56	10	-	16	-	104	50	185	-	-	-	-	-	-
Eden.....	640	609	795	-	-	828	792	741	-	-	737	715	.58	10	-	14	10	1,020	912	279	633	-	-	-	-	-
Ellsworth.....	490	466	487	-	-	509	447	416	-	-	459	416	.45	10	-	10	10	690	601	196	-	-	-	-	-	-
Franklin.....	174	199	198	-	-	193	183	175	-	-	181	160	.46	11	-	8	6	260	228	41	187	-	-	-	-	-
Gouldsboro.....	169	158	230	-	-	231	197	198	-	-	198	171	.57	9	-	9	10	286	243	44	199	-	-	-	-	-
Hancock.....	119	101	163	-	-	143	122	133	-	-	118	94	.52	10	-	10	9	206	174	174	-	-	-	-	-	-
Isle au Haut.....	32	20	29	-	-	24	26	26	-	-	21	25	.45	10	-	10	10	90	34	34	-	-	-	-	-	-
Lamoine.....	81	51	81	-	-	89	77	73	-	-	67	56	.49	12	-	11	10	133	91	91	-	-	-	-	-	-
Mariaville.....	24	23	24	-	-	30	-	19	-	-	23	-	.44	11	-	15	-	52	30	30	-	-	-	-	-	-
Mt. Desert.....	214	310	327	-	-	350	320	282	-	-	293	260	.53	10	-	12	10	480	369	75	294	-	-	-	-	-
Orland.....	136	203	198	-	-	186	149	164	-	-	157	130	.44	9	-	8	8	275	218	141	77	-	-	-	-	-
Otis.....	17	10	9	-	9	9	-	8	-	8	7	-	.28	10	-	10	16	36	9	9	-	-	-	-	-	-
Penobscot.....	137	135	198	-	-	182	167	173	-	-	161	143	.58	10	-	10	10	300	222	222	-	-	-	-	-	-
Sedgwick.....	137	115	162	-	-	151	137	144	-	-	130	114	.51	10	-	9	9	266	187	187	-	-	-	-	-	-
Sorrento.....	21	16	28	-	-	20	18	20	-	-	15	15	.45	12	-	10	8	42	29	29	-	-	-	-	-	-

Southwest Harbor	142	108	150	-	151	137	135	-	119	105	.47	10	-	13	10	202	169	39	130	-	-	-	-	-	-	-	-	-	-	
Stonington	210	260	392	-	337	321	360	-	309	300	.70	12	-	11	11	374	410	95	315	-	-	-	-	-	-	-	-	-	-	
Sullivan	163	145	184	-	193	169	159	-	172	143	.51	11	-	11	11	234	214	71	143	-	-	-	-	7	-	-	-	-	-	
Surry	75	136	149	-	133	134	134	-	118	118	.68	10	-	-	8	234	152	109	43	-	-	-	-	-	-	-	-	-	-	
Swan's Island	98	111	-	95	109	152	-	105	112	.46	-	-	10	10	10	190	157	5	152	-	-	-	-	-	-	-	-	-	-	
Tremont	169	241	208	-	207	213	183	-	178	180	.43	9	-	10	11	270	231	138	93	-	-	-	-	-	-	-	-	-	-	
Trenton	39	29	45	-	48	46	37	-	37	37	.55	10	-	-	8	78	54	54	54	-	-	-	-	-	-	-	-	-	-	
Verona	20	32	31	-	28	23	25	-	24	19	.43	10	-	-	8	8	52	32	32	-	-	-	-	-	-	1	-	-	-	
Waltham	27	26	36	-	37	-	30	-	30	-	.55	12	-	14	-	52	38	38	-	-	-	-	-	-	-	-	-	-	-	
Winter Harbor	85	87	92	-	90	86	83	-	80	80	.47	10	-	13	10	99	102	-	102	-	-	-	-	-	-	-	-	-	-	
PLANTATIONS.																														
Long Island	37	37	-	41	42	38	-	31	30	.40	-	8	8	12	-	28	47	1	46	-	-	-	-	-	-	-	-	-	-	
No. 8	6	3	7	-	5	-	5	-	3	-	.44	13	-	13	-	26	7	7	-	-	-	-	-	-	-	-	-	-	-	
Moose Hill, formerly																														
No. 21	4	4	10	-	8	-	9	-	7	-	100	13	-	11	-	23	10	10	-	-	-	-	-	-	-	-	-	-	-	
Great Pond, formerly																														
No. 33	6	8	12	-	10	11	10	-	8	9	.64	10	-	12	6	28	12	12	-	-	-	-	-	-	-	-	-	-	-	-
Total	4,917	5,073	6,006	145	6,033	5,529	5,348	115	5,339	4,800	.52	10	9	10	9	8,841	6,936	3,370	3,161	405	-	50	43	-	-	29	239	-	-	

KENNEBEC COUNTY.

Albion	143	131	131	-	178	169	176	-	171	158	.61	10	-	10	9	231	190	109	81	-	-	-	-	-	-	-	-	-	13
Augusta	1,759	1,881	1,471	-	1,585	1,599	1,258	-	1,387	1,338	.36	12	-	14	12	1,786	1,687	203	-	-	-	553	1	-	-	10	-	-	131
Belgrade	156	140	166	-	161	144	151	-	140	114	.45	9	-	9	10	250	195	195	-	-	-	-	-	-	-	-	-	-	26
Benton	188	186	202	-	191	176	171	-	162	147	.42	10	-	13	10	297	232	168	64	-	-	5	-	2	2	1	-	-	21
Chelsea	127	116	164	-	143	108	124	-	104	87	.43	12	-	14	6	235	164	164	-	-	-	-	-	-	-	-	-	-	-
China	158	151	184	-	133	167	146	-	149	134	.46	10	-	10	11	310	227	72	155	-	-	24	-	6	5	1	-	-	37
Clinton	154	142	137	-	133	171	162	-	161	145	.52	10	-	10	10	345	204	109	105	-	-	-	-	-	-	-	-	-	21
Farmingdale	118	109	124	-	115	111	109	-	102	92	.44	12	-	14	10	144	146	146	103	-	-	-	-	-	3	1	-	-	9
Fayette	67	82	86	-	101	84	83	-	84	63	.51	11	-	10	10	196	105	105	-	-	-	-	-	-	9	5	-	-	9
Gardiner	723	735	814	-	882	824	731	-	780	720	.51	12	-	14	10	720	977	53	147	777	-	10	28	-	11	30	-	-	30
Hallowell	340	365	421	-	440	414	353	-	399	373	.53	11	-	14	11	493	470	51	419	-	4	3	-	3	11	-	-	-	11
Litchfield	127	92	143	-	146	133	121	-	118	105	.52	10	-	11	9	317	165	165	-	-	-	-	-	-	-	-	-	-	-
Manchester	76	64	98	-	99	92	88	-	90	81	.61	12	-	11	11	136	108	99	9	-	-	-	-	-	-	-	-	-	11

APPENDIX.

KENNEBEC COUNTY—CONCLUDED.

TOWNS.	Number of children in town between the ages of five and twenty-one years.		No. Registered in				Average Attendance in				Average length in weeks of			Aggregate number of weeks.	Number Registered.										
	Boys.	Girls.	Spring terms.	Summer terms.	Fall terms.	Winter terms.	Spring terms.	Summer terms.	Fall terms.	Winter terms.	Per cent of average attendance.	Spring terms.	Summer terms.		Fall terms.	Winter terms.	Different pupils.	In rural schools.	In village schools.	In city schools.	In evening schools.	In private or parochial schools.	Number between seven and fifteen years of age not attending school.	Number between seven and fifteen years of age excused from school attendance.	Number of pupils conveyed.
Monmouth	166	158	170	-	158	150	145	-	143	123	.42	12	-11	12	315	193	62	131	-	-	-	-	-	16	
Mt. Vernon	122	108	131	-	130	117	95	-	107	92	.42	10	-9	11	246	145	110	35	-	-	-	-	-	19	
Oakland	253	266	312	-	333	316	280	-	298	268	.54	11	-14	11	396	355	45	310	-	-	-	-	-	78	
Pittston	102	97	163	-	149	121	136	-	118	101	.59	11	-13	12	304	185	151	34	-	-	-	-	-	12	
Randolph	158	123	179	-	181	171	154	-	167	149	.55	12	-14	10	144	144	207	-	-	-	-	-	-	12	
Readfield	126	114	172	-	165	162	160	-	152	143	.63	11	-10	10	248	183	90	93	-	-	-	-	-	29	
Rome	60	62	85	-	98	82	63	-	70	54	.51	9	-9	9	189	107	103	4	-	-	-	-	-	9	
Sidney	103	138	166	-	165	148	140	-	137	119	.54	10	-10	8	280	176	176	-	-	-	-	-	-	9	
Vassalboro	249	282	252	-	288	265	214	-	244	228	.43	11	-13	10	374	323	138	185	-	-	-	-	-	73	
Vienna	69	58	79	-	76	78	70	-	68	62	.52	8	-9	8	107	82	48	34	-	-	-	-	-	9	
Waterville	1,697	1,860	1,377	-	1,506	1,447	1,268	-	1,415	1,315	.37	11	-14	11	1,548	1,814	-	-	1,814	208	606	-	-	72	
Wayne	76	74	87	-	77	69	80	-	65	55	.44	11	-14	7	132	101	28	-	-	-	-	-	-	17	
West Gardiner	68	81	109	-	96	92	93	-	66	64	.47	10	-10	10	220	114	114	-	-	-	-	-	-	20	
Windsor	85	68	100	-	114	103	85	-	90	75	.54	10	-10	10	200	119	119	-	-	-	-	-	-	21	
Winslow	443	498	394	-	402	391	339	-	368	355	.37	10	-14	11	525	464	115	349	-	-	59	156	-	67	
Winthrop	278	267	272	-	320	315	228	-	271	280	.47	10	-14	11	455	332	133	199	-	-	-	-	-	6	
Unity Pl.	12	10	12	-	14	10	10	-	12	9	.46	9	-9	9	27	14	14	-	-	-	-	-	-	-	22
Total	8,203	8,458	8,301	-	8,679	8,229	7,233	-	7,638	7,049	.43	10	-11	9	11,233	9,784	2,982	2,299	4,503	566	1,413	100	60	765	

KNOX COUNTY.

Appleton.....	150	122	186	-	174	170	163	-	145	138	54	8	-	9	9	264	209	155	54	-	-	-	-	-	-	-	-	10	
Camden.....	349	342	380	-	383	374	328	-	336	312	46	11	-	13	12	396	432	29	403	-	-	-	-	-	-	-	-	3	
Cushing.....	73	67	83	-	84	86	52	-	73	70	46	10	-	10	10	180	88	88	-	-	-	-	-	-	-	1	1	5	
Friendship.....	106	90	122	-	127	125	102	-	108	98	46	9	-	14	9	177	139	69	70	-	-	-	-	-	-	-	-	5	
Hope.....	70	58	59	-	64	66	56	-	60	51	43	10	-	10	9	116	74	74	-	-	-	-	-	-	-	-	-	11	
Hurricane Isle.....	43	47	63	-	67	67	57	-	59	57	64	11	-	10	11	64	70	-	70	-	-	-	-	-	-	-	-	-	
North Haven.....	73	67	76	-	67	57	67	-	59	49	41	10	-	10	10	120	83	83	-	-	-	-	-	-	-	-	-	8	
Rockland.....	930	960	1,022	-	1,070	1,085	967	-	1,036	1,005	52	11	-	14	11	1,104	1,160	-	-	-	1,160	-	-	-	-	8	-	21	
Rockport.....	251	275	294	-	307	294	264	-	271	249	49	11	-	14	11	432	325	68	257	-	-	-	-	-	-	3	1	22	
South Thomaston.....	187	226	238	-	249	248	206	-	214	205	50	11	-	15	10	324	255	95	160	-	-	-	-	-	8	3	10	-	
St. George.....	307	279	328	-	326	309	288	-	287	261	47	9	-	10	10	438	338	230	108	-	-	-	-	-	-	-	1	7	
Thomaston.....	255	288	291	-	304	295	262	-	265	263	48	11	-	13	12	360	341	24	317	-	-	-	-	-	-	2	2	16	
Union.....	154	153	185	-	162	160	167	-	143	134	48	10	-	10	10	300	209	157	52	-	-	-	-	-	-	-	-	12	
Vinalhaven.....	343	397	431	-	466	455	384	-	417	397	53	11	-	11	11	462	491	127	364	-	-	-	-	-	-	-	-	2	
Warren.....	205	201	228	-	212	196	198	-	189	169	45	10	-	11	12	429	253	130	123	-	-	-	-	-	-	-	1	2	
Washington.....	109	88	136	-	118	109	110	-	101	90	50	10	-	9	8	189	140	140	-	-	-	-	-	-	-	-	-	28	
Criehaven Pl.....	7	4	5	-	6	6	5	-	5	5	45	8	-	10	8	26	11	11	-	-	-	-	-	-	-	-	-	-	
Matineus Isle Pl....	28	22	29	-	27	29	27	-	23	17	44	10	-	9	12	31	35	35	-	-	-	-	-	-	-	-	-	-	
Muscle Ridge Pl....					No returns																								
Total.....	3,640	3,686	4,156	-	4,213	4,131	3,703	-	3,791	3,570	.73	10	-	11	10	5,412	4,653	1,515	1,978	1,160	-	-	-	-	-	21	17	16	204

LINCOLN COUNTY.

TOWNS.	Number of children in town between the ages of five and twenty-one years.		No. Registered in				Average Attendance in				Per cent of average attendance.	Average length in weeks of				Aggregate number of weeks.	Number Registered.					Number between seven and fifteen years of age not attending school.	Number between seven and fifteen years of age excused from school attendance.	Number of pupils conveyed.					
	Boys.	Girls.	Spring terms.	Summer terms.	Fall terms.	Winter terms.	Spring terms.	Summer terms.	Fall terms.	Winter terms.		Spring terms.	Summer terms.	Fall terms.	Winter terms.		Different pupils.	In rural schools.	In village schools.	In city schools.	In evening schools.				In private or parochial schools.				
Alna.....	46	67	85	-	-	88	86	81	-	-	83	80	.71	11	11	11	11	165	104	104	-	-	-	-	-	-	-	-	10
Boothbay.....	267	250	351	-	-	364	328	319	-	-	328	298	.60	11	11	14	10	494	461	387	102	-	-	-	-	-	-	-	7
Boothbay Harbor..	309	306	364	-	-	393	368	329	-	-	394	323	.54	12	14	12	12	494	416	357	57	359	-	-	-	-	-	-	1
Bremen.....	83	67	91	-	-	84	66	77	-	-	61	55	.42	8	9	11	5	125	96	96	144	251	-	-	-	-	-	-	2
Bristol.....	329	310	393	-	-	386	367	358	-	-	340	318	.53	12	11	14	11	560	395	144	25	25	-	-	-	-	-	-	1
Damariscotta.....	72	78	94	-	-	87	79	76	-	-	62	57	.47	10	10	11	12	102	103	22	21	3	-	-	-	-	-	-	10
Dresden.....	98	102	121	-	-	109	95	116	-	-	100	50	.50	10	10	12	12	192	126	93	33	-	-	-	-	-	-	-	10
Edgecomb.....	68	73	85	-	-	92	86	73	-	-	75	69	.51	10	10	12	12	120	94	94	60	60	-	-	-	-	-	-	11
Jefferson.....	162	130	177	-	-	167	154	157	-	-	147	131	.49	10	10	12	12	312	183	123	3	3	-	-	-	-	-	-	27
Newcastle.....	134	129	149	-	-	162	131	128	-	-	147	119	.49	10	10	12	12	351	184	114	70	33	-	-	-	-	-	-	11
Nobleboro.....	101	84	-	105	-	96	85	-	100	-	91	80	.48	-	10	10	11	186	120	87	3	3	1	1	1	1	1	2	20
Somerville.....	59	40	60	-	-	62	62	45	-	-	49	43	.46	10	8	8	8	90	76	76	6	6	-	-	-	-	-	-	2
Southport.....	65	54	65	-	-	64	61	53	-	-	55	51	.44	10	12	8	8	78	72	72	7	7	-	-	-	-	-	-	19
Waldoboro.....	393	294	356	-	-	342	306	309	-	-	300	284	.42	11	11	11	11	759	369	335	54	54	-	-	-	-	-	-	6
Westport.....	53	28	43	-	-	40	30	33	-	-	31	25	.36	10	10	12	96	45	45	4	4	-	-	-	-	-	-	-	10
Whitefield.....	129	120	197	-	-	185	171	175	-	-	160	133	.62	9	8	8	8	260	197	103	94	94	-	-	-	-	-	-	22
Wiscasset.....	179	123	180	-	-	176	167	160	-	-	149	136	.49	12	14	10	10	324	211	145	2	2	-	-	-	-	-	-	1
Monhegan Pl.....	13	27	20	-	-	25	20	20	-	-	21	16	.47	10	10	10	10	30	25	25	-	-	-	-	-	-	-	-	1
Total.....	2,560	2,282	2,831	105	2,922	2,662	2,509	100	2,567	2,284	.51	10	10	11	9	4,705	3,224	1,942	1,282	-	-	34	40	-	-	-	-	9	157

OXFORD COUNTY.

Albany	54	62	82	-	87	70	59	-	69	56	.52	10	-	8	190	102	102	-	-	-	-	-	-	-	-	-	-	-	-	-	-	-	-	20			
Andover	84	105	151	-	138	127	119	-	118	120	.62	10	-	12	174	180	90	90	-	-	-	-	-	-	-	-	-	-	-	-	-	-	10				
Bethel	221	215	262	-	218	223	230	-	192	192	.47	10	-	11	9	360	311	161	150	-	-	-	-	-	-	-	-	-	-	-	-	-	3				
Brownfield	134	108	155	-	132	121	140	-	118	103	.49	11	-	11	8	210	167	71	96	-	-	-	-	-	-	-	-	-	-	-	-	-	17				
Buckfield	125	100	148	-	164	146	124	-	132	118	.55	9	-	12	9	270	170	103	67	-	-	-	-	-	-	-	-	-	-	-	-	-	1				
Byron	23	17	26	-	25	25	26	-	22	-	.60	10	-	16	10	26	26	26	26	-	-	-	-	-	-	-	-	-	-	-	-	-	15				
Canton	136	117	165	-	152	144	124	-	134	114	.41	11	-	11	11	198	227	85	142	-	-	-	-	-	-	-	-	-	-	-	-	-	25				
Denmark	71	71	89	-	78	73	79	-	67	61	.48	10	-	10	10	180	89	89	89	-	-	-	-	-	-	-	-	-	-	-	-	-	22				
Dixfield	133	141	160	-	166	89	138	-	147	78	.44	10	-	14	12	292	194	71	123	-	-	-	-	-	-	-	-	-	-	-	-	-	13				
Fryeburg	162	157	188	-	176	177	168	-	154	143	.48	11	-	12	11	432	204	85	119	-	-	-	-	-	-	-	-	-	-	-	-	-	-	17			
Gilead	40	24	26	-	19	18	17	-	15	12	.22	12	-	8	6	26	29	29	29	-	-	-	-	-	-	-	-	-	-	-	-	-	-	7			
Grafton	7	13	7	-	6	-	5	-	-	-	.22	12	-	14	-	26	7	7	7	-	-	-	-	-	-	-	-	-	-	-	-	-	-	-	7		
Greenwood	105	99	160	-	139	140	139	-	116	121	.61	11	-	9	7	300	170	120	9	-	-	-	-	-	-	-	-	-	-	-	-	-	-	-	-		
Hanover	26	10	25	-	25	25	22	-	22	22	.61	10	-	10	10	60	25	9	16	-	-	-	-	-	-	-	-	-	-	-	-	-	-	-	-		
Hartford	86	66	85	-	81	69	69	-	62	47	.38	9	-	12	9	210	87	87	87	-	-	-	-	-	-	-	-	-	-	-	-	-	-	-	-		
Hebron	85	77	120	-	118	117	96	-	98	98	.60	9	-	11	15	208	133	112	112	-	-	-	-	-	-	-	-	-	-	-	-	-	-	-	-		
Hiram	101	103	116	-	100	85	99	-	84	75	.42	12	-	15	9	168	130	26	104	-	-	-	-	-	-	-	-	-	-	-	-	-	-	-	-		
Lovell	83	65	82	-	79	76	72	-	66	61	.45	9	-	10	10	145	87	38	49	-	-	-	-	-	-	-	-	-	-	-	-	-	-	-	-		
Mason	15	8	16	-	12	6	13	-	4	.37	10	-	-	10	7	27	16	16	16	-	-	-	-	-	-	-	-	-	-	-	-	-	-	-	-		
Mexico	341	360	439	-	471	442	363	-	384	381	.53	10	-	14	12	566	521	39	482	-	-	-	-	-	-	-	-	-	-	-	-	-	-	-	-		
Newry	21	37	45	-	44	46	39	-	37	23	.56	10	-	18	9	79	46	46	46	-	-	-	-	-	-	-	-	-	-	-	-	-	-	-	-		
Norway	359	374	378	-	455	445	362	-	431	377	.53	10	-	12	11	594	504	81	423	-	-	-	-	-	-	-	-	-	-	-	-	-	-	-	-		
Oxford	156	150	177	-	186	181	160	-	169	161	.53	12	-	12	11	316	196	72	124	-	-	-	-	-	-	-	-	-	-	-	-	-	-	-	-		
Paris	426	352	484	-	503	481	436	-	456	413	.55	11	-	12	12	703	593	152	441	-	-	-	-	-	-	-	-	-	-	-	-	-	-	-	-		
Peru	126	103	137	-	142	134	120	-	124	107	.51	11	-	11	10	256	162	114	48	-	-	-	-	-	-	-	-	-	-	-	-	-	-	-	-		
Porter	121	93	103	-	125	105	77	-	97	83	.40	7	-	12	9	180	138	88	50	-	-	-	-	-	-	-	-	-	-	-	-	-	-	-	-		
Roxbury	52	63	77	-	72	64	72	-	59	52	.53	12	-	12	13	180	213	213	213	-	-	-	-	-	-	-	-	-	-	-	-	-	-	-	-	-	
Rumford	965	953	1,203	-	1,287	1,274	1,083	-	1,113	1,102	.57	10	-	14	12	1,304	1,302	213	1,089	-	-	-	-	-	-	-	-	-	-	-	-	-	-	-	-	-	
Stoneham	27	39	50	-	52	43	43	-	42	32	.58	10	-	10	8	86	58	30	28	-	-	-	-	-	-	-	-	-	-	-	-	-	-	-	-	-	
Stow	26	27	33	-	33	33	28	-	29	26	.52	9	-	9	8	78	37	37	37	-	-	-	-	-	-	-	-	-	-	-	-	-	-	-	-	-	
Sumner	96	91	127	-	119	104	106	-	98	75	.49	9	-	12	9	240	140	84	56	-	-	-	-	-	-	-	-	-	-	-	-	-	-	-	-	-	
Sweden	35	47	60	-	60	58	54	-	55	47	.63	12	-	8	7	135	63	63	63	-	-	-	-	-	-	-	-	-	-	-	-	-	-	-	-	-	
Upton	39	30	45	-	45	39	41	-	38	30	.52	10	-	8	6	62	56	6	50	-	-	-	-	-	-	-	-	-	-	-	-	-	-	-	-	-	
Waterford	103	124	123	-	138	128	91	-	122	99	.45	10	-	10	10	240	151	90	61	-	-	-	-	-	-	-	-	-	-	-	-	-	-	-	-	-	
Woodstock	109	91	112	-	108	93	91	-	93	74	.43	12	-	12	12	240	126	91	35	-	-	-	-	-	-	-	-	-	-	-	-	-	-	-	-	-	
Lincoln Pl.	12	6	18	18	18	-	18	18	18	18	.100	14	12	12	-	38	18	18	18	-	-	-	-	-	-	-	-	-	-	-	-	-	-	-	-	-	
Magalloway Pl.	23	10	25	-	23	24	18	-	20	22	.60	10	-	10	12	30	29	29	29	-	-	-	-	-	-	-	-	-	-	-	-	-	-	-	-	-	
Milton Pl.	44	33	24	-	26	22	21	-	22	19	.26	10	-	10	10	30	28	28	28	-	-	-	-	-	-	-	-	-	-	-	-	-	-	-	-	-	
Total	4,772	4,541	5,723	18	5,822	5,422	4,962	18	5,036	4,548	.52	10	12	11	9	8,859	6,735	2,795	3,940	-	-	-	63	-	-	-	-	-	-	-	-	-	-	-	-	-	-

PENOBSCOT COUNTY.

Towns.	Number of children in town between the ages of five and twenty-one years.		No. Registered in				Average Attendance in				Average length in weeks of				Aggregate number of weeks.	Number Registered.								
	Boys.	Girls.	Spring terms.	Summer terms.	Fall terms.	Winter terms.	Spring terms.	Summer terms.	Fall terms.	Winter terms.	Per cent of average attendance.	Spring terms.	Summer terms.	Fall terms.		Winter terms.	Different pupils.	In rural schools.	In village schools.	In city schools.	In evening schools.	In private or parochial schools.	Number between seven and fifteen years of age not attending school.	Number between seven and fifteen years of age excused from school attendance.
Alton	33	27	46	-	41	31	39	-	35	27	.56	10	-	10	10	70	52	52	-	-	-	1	-	5
Argyle	32	40	49	-	44	32	36	-	38	22	.44	10	-	12	8	88	47	47	-	-	-	-	-	2
Bangor	3,146	3,355	3,265	-	3,992	3,884	3,021	-	3,618	3,522	.52	11	-	14	13	4,520	3,992	185	-	-	-	35	-	21
Bradford	137	139	173	-	151	151	144	-	125	132	.48	9	-	8	8	206	184	184	-	-	-	-	-	32
Bradley	103	73	120	-	120	110	101	-	103	92	.56	12	-	12	11	175	136	30	106	-	1	1	-	21
Brewer	806	841	1,156	-	1,173	1,115	1,009	-	1,025	988	.61	11	-	14	11	881	1,336	61	-	-	11	8	-	42
Burlington	51	55	72	-	63	55	60	-	56	47	.51	10	-	10	9	116	78	78	-	-	1	-	-	8
Carmel	139	109	166	-	161	156	149	-	123	137	.54	10	-	8	8	228	177	130	47	-	-	3	-	24
Carroll	90	77	109	99	83	-	94	78	59	-	.46	10	-	8	8	182	120	120	-	-	-	6	-	8
Charleston	119	117	-	154	149	143	-	137	130	119	.54	-	10	10	10	280	172	172	-	-	-	-	1	8
Chester	72	52	77	-	78	61	64	-	57	48	.45	10	-	9	9	173	96	96	-	-	-	-	-	7
Clifton	29	29	39	-	39	-	32	-	30	-	.53	10	-	16	-	52	39	39	-	-	2	-	-	8
Corinna	134	168	190	-	183	165	160	-	158	137	.50	10	-	10	10	340	202	136	66	-	-	-	-	7
Corinth	114	116	156	-	143	135	135	-	123	123	.55	10	-	10	10	180	164	129	35	-	-	-	-	57
Dexter	463	514	550	-	573	540	470	-	488	461	.48	10	-	13	10	631	626	105	521	-	5	5	-	19
Dixmont	862	89	112	-	94	111	96	-	75	95	.50	8	-	10	10	196	143	143	-	2	-	-	-	31
East Millinocket	169	129	192	-	206	221	143	-	165	176	.54	10	-	14	11	175	225	-	225	-	5	5	-	5
Eddington	96	109	116	-	107	95	100	-	88	78	.43	10	-	11	9	152	135	53	82	-	3	3	-	31
Edinburg	5	11	9	9	8	-	9	8	8	-	.52	10	7	-	-	27	9	9	-	-	-	-	-	-
Enfield	170	194	187	-	174	151	157	-	149	120	.30	9	-	12	12	231	202	52	150	-	-	-	-	13
Etna	69	61	-	75	66	72	-	49	53	54	.40	-	8	8	10	188	90	90	-	-	-	-	-	2
Exeter	109	118	-	134	122	111	-	115	101	91	.45	-	9	9	10	186	140	140	-	-	-	-	3	26
Garland	111	107	141	-	129	119	120	-	112	107	.51	10	-	10	8	198	152	152	-	-	1	-	-	30

Glenburn	77	59	65	-	64	58	51	-	48	44	35	10	-10	10	90	74	74	-	-	-	-	-	-	-	-	-	-	-	-	-	-	-	-	-	-	-	15		
Greenbush	84	52	88	-	95	-	79	-	72	-	55	11	-14	-	155	102	60	-	42	-	-	-	-	-	-	-	-	-	-	-	-	-	-	-	-	12	12		
Greenfield	34	26	38	-	33	16	29	-	25	13	37	12	-11	12	60	38	38	-	-	-	-	-	-	-	-	-	-	-	-	-	-	-	-	-	-	4			
Hampden	310	324	398	-	403	378	346	-	350	303	52	10	-11	12	451	419	197	-	222	-	-	-	-	-	-	-	-	-	-	-	-	-	-	-	1	48			
Herron	151	177	212	-	189	186	179	-	166	164	51	9	-10	11	341	237	237	-	-	-	-	-	-	-	-	-	-	-	-	-	-	-	-	-	4	4			
Holden	89	133	127	-	123	122	109	-	108	109	48	11	-11	11	165	152	152	-	-	-	-	-	-	-	-	-	-	-	-	-	-	-	-	-	1	28			
Howland	70	70	73	103	-	89	89	96	75	71	56	12	-14	10	108	106	3	-	103	-	-	-	-	-	-	-	-	-	-	-	-	-	-	-	4	1			
Hudson	58	53	-	-	69	76	-	-	64	67	57	-10	10	10	120	89	65	-	-	-	-	-	-	-	-	-	-	-	-	-	-	-	-	-	-	1	19		
Kenduskeag	61	66	-	62	72	68	-	-	62	60	46	-	8	10	56	73	-	-	-	-	-	-	-	-	-	-	-	-	-	-	-	-	-	-	-	32			
Kingman	150	125	136	-	149	130	110	-	133	109	42	10	-10	9	184	170	72	-	-	-	-	-	-	-	-	-	-	-	-	-	-	-	-	-	-	1			
Lagrange	93	67	91	-	106	88	77	-	88	73	49	12	-11	10	165	120	61	-	-	-	-	-	-	-	-	-	-	-	-	-	-	-	-	-	2	15			
Lee	142	122	123	-	121	128	127	-	113	116	45	9	-9	8	208	207	152	-	-	-	-	-	-	-	-	-	-	-	-	-	-	-	-	-	47	1			
Levant	97	66	98	-	110	107	86	-	97	94	56	10	-10	12	160	136	136	-	-	-	-	-	-	-	-	-	-	-	-	-	-	-	-	-	6	33			
Lincoln	327	318	356	-	370	334	315	-	340	300	49	12	-13	8	422	395	75	-	320	-	-	-	-	-	-	-	-	-	-	-	-	-	-	-	-	22			
Lowell	42	35	62	-	52	23	45	-	39	19	44	10	-11	2	96	64	64	-	-	-	-	-	-	-	-	-	-	-	-	-	-	-	-	-	-	2			
Mattawamkeag	87	77	122	-	143	141	105	-	115	89	62	12	-11	10	168	151	35	-	116	-	-	-	-	-	-	-	-	-	-	-	-	-	-	-	-	-			
Maxfield	21	11	14	-	16	4	12	-	11	3	27	10	-14	4	52	19	19	-	-	-	-	-	-	-	-	-	-	-	-	-	-	-	-	-	-	-			
Medway	86	64	120	-	105	105	105	-	82	-	61	12	-14	12	144	203	60	-	-	-	-	-	-	-	-	-	-	-	-	-	-	-	-	-	-	1			
Milford	142	148	145	-	136	143	126	-	129	107	41	10	-14	12	144	203	38	-	165	-	-	-	-	-	-	-	-	-	-	-	-	-	-	-	9	15			
Millinocket	526	501	596	-	647	611	513	-	556	524	51	10	-14	11	483	665	665	-	-	-	-	-	-	-	-	-	-	-	-	-	-	-	-	-	-	3			
Mt. Chase	45	39	49	-	53	34	34	-	41	-	43	13	-13	-	104	54	54	-	-	-	-	-	-	-	-	-	-	-	-	-	-	-	-	-	-	1			
Newburg	79	92	100	-	89	85	96	-	86	81	51	8	-10	8	164	115	115	-	-	-	-	-	-	-	-	-	-	-	-	-	-	-	-	-	-	4			
Newport	245	176	255	-	255	241	229	-	217	207	51	11	-11	11	294	265	69	-	196	-	-	-	-	-	-	-	-	-	-	-	-	-	-	-	-	21			
Old Town	940	1,021	906	-	986	909	792	-	863	809	41	10	-14	12	900	1,008	68	-	-	-	-	-	-	-	-	-	-	-	-	-	-	-	-	-	-	34			
Orono	509	600	648	-	723	696	560	-	652	618	55	10	-14	10	586	753	31	-	722	-	-	-	-	-	-	-	-	-	-	-	-	-	-	-	2	2			
Orrington	164	187	167	-	157	154	146	-	143	137	46	12	-10	11	330	198	93	-	105	-	-	-	-	-	-	-	-	-	-	-	-	-	-	-	-	13			
Passadumkeag	50	70	81	-	80	80	74	-	66	66	57	10	-10	10	120	99	41	-	58	-	-	-	-	-	-	-	-	-	-	-	-	-	-	-	-	50			
Patten	267	230	375	-	380	367	334	-	359	344	68	10	-12	10	299	401	84	-	317	-	-	-	-	-	-	-	-	-	-	-	-	-	-	-	2	1			
Plymouth	90	75	84	-	82	72	66	-	63	57	37	10	-10	12	160	104	70	-	34	-	-	-	-	-	-	-	-	-	-	-	-	-	-	-	-	7			
Prentiss	77	100	114	111	98	-	89	85	72	-	46	9	8	11	-	148	135	-	-	-	-	-	-	-	-	-	-	-	-	-	-	-	-	-	-	3			
Springfield	72	83	55	47	-	44	46	36	-	40	24	11	-10	-	83	55	55	-	-	-	-	-	-	-	-	-	-	-	-	-	-	-	-	-	-	6			
Stetson	55	65	80	-	72	62	63	-	55	58	48	10	-10	10	120	85	35	-	50	-	-	-	-	-	-	-	-	-	-	-	-	-	-	-	-	15			
Veazie	69	51	81	-	76	74	68	-	67	65	55	11	-14	11	72	95	-	-	95	-	-	-	-	-	-	-	-	-	-	-	-	-	-	-	-	-			
Winn	112	113	130	-	119	109	108	-	106	97	46	10	-10	10	150	155	54	-	101	-	-	-	-	-	-	-	-	-	-	-	-	-	-	-	-	9			
Woodville	19	16	23	-	24	22	19	-	17	15	48	12	-12	12	72	69	69	-	-	-	-	-	-	-	-	-	-	-	-	-	-	-	-	-	-	-			
Drew Pl.	37	34	47	-	57	43	32	-	42	34	50	12	-10	11	132	69	69	-	-	-	-	-	-	-	-	-	-	-	-	-	-	-	-	-	-	1			
Grand Falls Pl.	9	9	10	-	10	-	8	-	6	-	38	11	-15	-	26	11	11	-	-	-	-	-	-	-	-	-	-	-	-	-	-	-	-	-	-	-			
Lakeville Pl.	18	16	22	-	19	17	-	17	13	14	43	-10	-10	6	52	22	22	-	-	-	-	-	-	-	-	-	-	-	-	-	-	-	-	-	-	-			
Seboeis Pl.	16	11	23	-	17	19	16	-	14	12	51	10	-10	10	30	28	28	-	-	-	-	-	-	-	-	-	-	-	-	-	-	-	-	-	-	-			
Stacyville Pl.	102	89	133	-	91	126	116	-	77	95	50	10	-10	10	172	157	92	-	65	-	-	-	-	-	-	-	-	-	-	-	-	-	-	-	-	-			
Webster Pl.	20	25	34	-	17	-	22	18	13	-	39	12	5	9	-	52	43	-	-	-	-	-	-	-	-	-	-	-	-	-	-	-	-	-	-	-			
Total	11,928	12,129	13,219	808	14,396	13,280	11,563	662	12,564	11,596	58	10	8	11	9	17,325	15,987	4,979	4,986	6,022	-	-	-	-	-	-	-	-	-	-	-	-	-	-	-	1,116	219	51	854

PISCATAQUIS COUNTY.

Towns.	Number of children in town between the ages of five and twenty-one years.		No. Registered in				Average Attendance in				Per cent of average attendance.	Average length in weeks of			Aggregate number of weeks.	Number Registered.								
	Boys.	Girls.	Spring terms.	Summer terms.	Fall terms.	Winter terms.	Spring terms.	Summer terms.	Fall terms.	Winter terms.		Spring terms.	Summer terms.	Fall terms.		Winter terms.	Different pupils.	In rural schools.	In village schools.	In city schools.	In evening schools.	In private or parochial schools.	Number between seven and fifteen years of age not attending school.	Number between seven and fifteen years of age excused from school attendance.
Abbot	113	98	139	-	145	114	117	-	125	96	.53	10	12	10	261	149	58	91	-	-	-	8	-	8
Atkinson	78	72	92	84	84	-	85	81	79	79	.54	10	10	10	150	92	92	-	-	-	-	-	-	41
Blanchard	28	24	7	38	36	11	31	25	31	26	.52	11	11	12	68	39	-	39	-	-	-	-	-	-
Bowerbank	11	13	13	11	11	10	11	11	10	10	.51	12	12	12	72	14	14	-	-	-	-	-	-	-
Brownville	278	264	396	430	411	349	416	306	306	.68	10	14	12	442	468	85	383	-	4	-	-	-	-	
Dover	224	228	291	322	301	256	276	258	258	.58	11	13	11	360	383	163	220	-	-	-	2	-	-	
Foxcroft	241	255	298	314	300	265	266	255	249	.52	11	13	10	363	332	72	260	-	-	-	3	-	-	
Greenville	208	229	271	286	249	240	228	216	228	.55	10	14	10	240	319	-	319	-	17	-	-	1	-	
Guilford	219	178	247	249	240	223	228	216	228	.55	10	12	11	341	294	72	222	-	-	-	-	-	-	
Medford	33	38	38	38	40	40	30	32	30	.43	10	8	8	78	47	47	-	-	-	-	-	-	-	
Milo	365	354	521	530	490	459	468	468	468	.64	10	14	12	504	570	99	471	-	2	-	-	-	4	
Monson	187	185	247	261	247	215	238	169	169	.55	10	12	10	317	278	49	224	-	-	-	1	-	1	
Orneville	53	47	58	68	52	46	52	40	46	.46	8	10	8	78	78	78	-	-	-	-	-	-	23	
Parkman	85	77	109	100	92	90	84	75	84	.51	10	8	8	156	78	115	-	-	-	-	1	-	24	
Sangerville	179	177	191	190	182	150	155	155	142	.42	11	12	10	375	239	139	100	-	2	-	1	-	23	
Sebec	84	78	107	115	95	95	96	81	81	.55	10	10	10	180	120	120	-	-	-	-	-	-	9	
Shirley	52	50	67	66	56	61	57	41	51	.50	10	11	9	93	67	26	41	-	-	-	-	-	-	
Wellington	46	49	65	64	59	62	60	54	61	.61	9	8	8	156	72	61	11	-	-	-	-	-	12	
Williamsburg	22	14	22	20	26	-	21	21	21	.50	10	10	10	60	29	29	-	-	-	-	-	-	-	
Willimantic	51	41	48	50	50	40	42	40	44	.44	11	12	9	33	57	57	-	-	2	-	-	-	-	
Barnard Pl.	18	18	16	19	14	14	14	12	12	.37	10	10	10	30	19	19	-	-	-	-	-	-	-	
Elliottsville Pl.	8	9	13	16	11	11	11	11	11	.64	9	11	11	41	16	16	-	-	-	-	-	-	5	
Kingsbury Pl.	23	22	25	25	-	15	19	-	19	.37	11	15	15	78	28	28	-	-	-	-	-	-	-	
Lake View Pl.	20	25	29	29	29	29	25	25	25	.54	10	14	12	72	31	31	-	-	-	-	-	-	-	
Total	2,626	2,539	3,289	133	3,484	3,088	2,880	122	3,047	2,652	.56	10	11	10	4,548	3,846	1,434	2,412	-	27	16	6	243	

SAGADAHOC COUNTY.

Arrowsic	17	17	12	-	15	13	10	-	13	8	.30	10	-	10	8	28	16	16	-	-	-	-	-	-	3	-	-	6
Bath	1,458	1,366	1,891	-	1,905	1,701	1,683	-	1,683	1,290	.54	9	-	13	11	1,501	2,109	57	-	2,052	-	-	-	78	-	-	-	
Bowdoin	146	135	169	-	167	150	141	-	146	126	.48	10	-	9	9	336	178	178	-	-	-	-	-	-	-	1	4	
Bowdoinham	140	175	223	-	214	195	192	-	184	158	.56	10	-	13	11	278	225	78	147	-	-	-	-	-	2	2	17	
Georgetown	93	90	134	-	126	116	114	-	110	88	.56	14	-	10	8	193	139	139	-	-	-	-	1	-	-	-	18	
Perkins	5	2	5	-	4	4	4	-	3	4	.52	10	-	10	7	27	5	5	-	-	-	-	-	-	-	-	-	
Phippsburg	176	150	222	-	191	198	165	-	163	142	.48	13	-	11	12	324	286	123	163	-	-	-	326	-	-	-	-	
Richmond	231	258	322	-	337	304	281	-	288	262	.56	10	-	14	11	445	338	96	242	-	-	-	-	-	1	1	29	
Topsham	323	364	314	-	323	317	282	-	274	271	.40	11	-	14	11	540	441	337	104	-	-	-	7	-	7	2	28	
West Bath	45	21	30	-	35	24	24	-	26	19	.34	13	-	15	9	114	43	39	-	4	-	-	-	-	2	2	2	
Woolwich	96	82	111	-	116	107	107	-	98	82	.53	12	-	10	11	248	116	116	-	-	-	-	-	-	-	-	5	
Total	2,730	2,660	3,433	-	3,433	3,129	3,003	-	2,988	2,450	.52	11	-	11	9	4,034	3,896	1,184	656	2,056	-	-	412	-	15	13	109	

SOMERSET COUNTY.

Anson	283	321	354	-	360	330	289	-	290	266	.46	12	-	12	10	488	423	93	330	-	-	-	-	-	-	7	-	-	64
Athens	118	142	159	-	149	143	141	-	133	119	.50	9	-	8	10	252	176	105	71	-	-	-	-	-	-	-	-	-	25
Bingham	142	150	140	-	145	134	142	-	151	136	.48	11	-	12	11	315	165	63	102	-	-	-	-	-	-	3	3	5	
Cambridge	44	38	-	43	31	-	39	-	35	26	.40	-	11	10	13	68	49	49	-	-	-	-	-	-	6	-	-	6	
Canaan	118	108	158	-	148	143	137	-	126	113	.55	10	-	10	9	317	158	105	53	-	-	-	-	-	-	-	-	21	
Concord	31	44	51	-	50	-	41	-	39	-	.53	12	-	-	-	78	53	53	-	-	-	-	-	-	-	-	-	9	
Cornville	77	81	99	-	97	86	84	-	73	72	.47	11	-	14	-	190	118	118	-	-	-	-	-	-	-	17	-	16	
Detroit	57	46	78	-	63	59	63	-	54	52	.54	9	-	10	10	118	97	55	42	-	-	-	-	-	-	-	-	16	
Embden	81	81	108	-	120	93	81	-	99	76	.52	10	-	9	7	161	112	112	-	-	-	-	-	-	-	-	-	16	
Fairfield	663	576	672	-	701	642	585	-	556	564	.45	11	-	12	11	735	717	114	603	-	-	172	-	-	6	4	63		
Harmony	101	96	116	-	111	102	102	-	91	50	.46	9	-	7	8	208	141	80	61	-	-	-	-	-	15	6	6		
Harland	152	166	189	-	195	185	157	-	157	149	.48	10	-	10	10	216	202	76	126	-	-	-	-	-	1	-	26		
Madison	458	466	582	-	616	608	554	-	591	588	.62	12	-	12	12	720	646	143	503	-	-	-	-	-	7	-	46		
Mercer	51	55	87	-	79	76	77	-	63	67	.65	10	-	10	10	150	87	64	23	-	-	-	-	-	-	-	-	8	
Moscow	73	84	117	-	119	103	98	-	105	91	.62	12	-	12	8	160	121	121	-	-	-	-	-	-	-	-	3	1	
New Portland	123	163	210	-	200	180	191	-	182	164	.62	10	-	10	9	325	237	58	179	-	-	-	-	-	-	-	-	31	
Norridgewock	238	218	259	-	266	239	217	-	238	197	.47	11	-	11	11	418	290	159	131	-	-	-	-	-	2	2	25		
Palmyra	143	129	147	-	134	131	122	-	110	105	.41	10	-	10	10	300	154	128	26	-	-	-	-	-	2	-	2		
Pittsfield	322	336	387	-	423	406	334	-	364	347	.52	11	-	11	11	462	459	97	362	-	-	-	-	-	2	2	39		
Ripley	38	44	29	-	33	38	27	-	30	35	.37	10	-	10	6	84	53	53	-	-	-	-	-	-	1	1	12		
St. Albans	152	155	165	-	162	157	146	-	134	131	.44	9	-	9	9	216	172	107	65	-	-	-	-	-	5	-	51		

SOMERSET COUNTY—CONCLUDED.

TOWNS.	Number of children in town between the ages of five and twenty-one years.		No. Registered in				Average Attendance in				Per cent of average attendance.	Average length in weeks of			Aggregate number of weeks.	Number Registered.					In private or parochial schools.	Number between seven and fifteen years of age not attending school.	Number between seven and fifteen years of age excused from school attendance.	Number of pupils conveyed.				
	Boys.	Girls.	Spring terms.	Summer terms.	Fall terms.	Winter terms.	Spring terms.	Summer terms.	Fall terms.	Winter terms.		Spring terms.	Summer terms.	Fall terms.		Winter terms.	Different pupils.	In rural schools.	In village schools.	In city schools.					In evening schools.			
Skowhegan	819	888	830	-	851	853	803	-	823	828	.47	12	-	12	12	972	920	112	817	-	29	-	-	-	-	10	17	51
Smithfield	63	59	73	-	65	64	65	-	57	53	.47	9	-	9	9	111	76	76	-	-	-	-	-	-	-	-	15	8
Solon	141	142	158	-	161	128	126	-	136	101	.42	10	-	13	7	250	184	88	96	-	-	-	-	-	-	19	19	38
Starks	77	81	83	-	93	88	70	-	79	66	.45	9	-	9	9	104	97	34	63	-	-	-	-	-	-	-	-	-
PLANTATIONS.																												
Bigelow	9	13	15	-	14	-	12	-	11	-	.52	10	-	16	-	26	15	15	-	-	-	-	-	-	-	-	-	5
Brighton	54	51	34	-	28	-	30	-	22	-	.24	9	-	16	-	52	38	38	-	-	-	-	-	-	-	-	-	4
Caratunk	29	35	33	-	38	-	32	-	33	25	.45	12	-	12	8	96	41	6	35	-	-	-	-	-	-	-	2	
Dead River	15	13	19	-	18	11	16	-	15	9	.47	10	-	11	5	26	19	19	-	-	-	-	-	-	-	-	-	3
Dennistown	7	22	18	-	15	-	13	-	13	-	.44	13	-	11	-	48	18	18	-	-	-	-	-	-	-	-	-	1
Flagstaff	24	29	40	-	35	36	34	-	33	31	.61	10	-	11	15	84	44	-	44	-	-	-	-	-	-	-	-	3
Highland	11	12	16	-	17	11	12	-	12	8	.46	10	-	10	7	27	19	19	-	-	-	-	-	-	-	-	-	7
Jackman	98	79	36	-	40	29	30	-	16	33	.14	12	-	14	10	72	41	-	41	-	-	-	-	-	-	-	10	
Lexington	35	22	36	-	37	-	30	-	29	-	.56	11	-	15	-	78	37	37	-	-	-	-	-	-	-	-	-	7
Mayfield	6	8	12	-	12	-	9	-	9	-	.64	12	-	14	-	26	12	12	-	-	-	-	-	-	-	-	-	14
Moose River	47	39	48	-	45	38	38	-	36	31	.40	11	-	13	8	98	58	10	48	-	-	-	-	-	-	-	-	14
Pleasant Ridge	12	9	16	-	16	-	14	-	14	-	.66	12	-	12	-	52	16	16	-	-	-	-	-	-	-	-	-	-
The Forks	30	22	30	-	31	-	29	-	30	-	.56	14	-	15	-	118	35	35	-	-	-	-	-	-	-	-	-	-
West Forks	21	27	31	-	33	29	27	-	28	23	.54	12	-	12	10	68	36	36	-	36	-	-	-	-	-	-	-	19
Total	4,963	5,050	5,635	43	5,763	5,207	4,976	39	5,017	4,586	.48	10	11	11	9	8,289	6,345	2,488	3,857	-	39	272	105	53	662			

WALDO COUNTY.

Belfast.....	602	591	678	-	716	682	580	-	623	581	.49	11	-	14	11	792	769	185	-	584	-	15	-	3	3	67
Belmont.....	52	48	62	-	67	63	55	-	59	53	.55	9	-	9	8	104	70	70	-	-	-	-	-	-	-	5
Brooks.....	98	82	113	-	109	111	93	-	92	90	.50	10	-	10	10	126	113	31	82	-	-	9	-	4	4	18
Burnham.....	98	106	140	-	127	127	120	-	100	100	.52	10	-	10	10	252	149	93	56	-	-	-	-	-	-	2
Frankfort.....	145	153	194	-	192	200	164	-	170	162	.55	10	-	10	12	234	210	104	106	-	-	-	-	-	-	17
Freedom.....	56	57	85	-	74	74	65	-	61	55	.53	9	-	10	7	194	90	71	19	-	-	-	-	-	-	4
Islesboro.....	133	120	143	-	127	115	122	-	115	97	.44	11	-	12	9	192	143	-	143	-	-	-	-	-	-	4
Jackson.....	52	55	-	66	62	68	-	54	50	50	.47	-	10	10	10	180	80	53	27	-	-	-	-	-	-	4
Knox.....	70	61	89	-	86	84	70	-	59	65	.49	9	-	10	8	172	104	104	-	-	-	-	-	-	-	12
Liberty.....	89	81	124	-	123	119	108	-	106	112	.63	9	-	10	9	196	137	96	41	-	-	-	-	2	-	2
Lincolnville.....	137	172	157	-	138	136	134	-	117	96	.37	10	-	10	10	210	164	90	74	-	-	-	-	-	-	13
Monroe.....	93	108	147	-	140	129	118	-	114	105	.55	9	-	10	10	231	158	135	23	-	-	-	-	-	-	35
Montville.....	113	104	141	-	125	117	114	-	97	87	.45	9	-	8	9	208	152	152	-	-	-	-	-	-	-	16
Morrill.....	49	47	50	-	53	53	43	-	46	43	.45	9	-	9	11	69	58	16	42	-	-	-	-	-	-	-
Northport.....	55	62	60	-	59	58	47	-	52	46	.41	10	-	10	9	146	69	69	-	-	-	-	-	-	-	12
Palermo.....	97	78	-	119	117	120	-	96	96	.54	-	10	8	9	243	125	125	-	-	-	-	-	-	1	1	6
Prospect.....	88	83	109	-	111	99	97	-	102	84	.55	8	-	10	8	156	117	65	52	-	-	-	5	2	-	8
Searsmont.....	102	116	128	-	131	123	113	-	118	114	.52	10	-	11	9	210	150	92	58	-	-	-	-	-	-	5
Searsport.....	169	182	205	-	197	181	181	-	170	151	.47	11	-	12	11	308	219	90	129	-	-	4	-	2	-	13
Stockton Springs.....	127	135	170	-	142	128	168	-	140	124	.54	10	-	10	10	224	190	117	73	-	-	-	-	-	-	14
Swanville.....	77	56	78	-	80	79	69	-	70	70	.52	10	-	10	10	150	90	90	-	-	-	-	-	-	-	1
Thorndike.....	93	83	91	-	93	86	85	-	87	76	.47	9	-	10	9	158	98	72	26	-	-	-	-	-	-	3
Troy.....	90	93	130	-	113	99	103	-	92	86	.51	9	-	10	7	240	135	135	-	-	-	-	-	-	-	17
Unity.....	101	83	114	-	121	117	99	-	101	93	.53	10	-	10	10	210	123	68	55	-	-	-	-	1	-	26
Waldo.....	40	72	73	-	71	70	64	-	61	56	.53	10	-	10	8	112	84	84	-	-	-	-	-	-	-	20
Winterport.....	204	206	276	-	200	273	242	-	249	226	.58	10	-	10	10	330	310	148	162	-	-	-	-	-	-	51
Total.....	3,030	3,034	3,555	185	3,666	3,511	3,054	150	3,147	2,916	.50	9	10	10	9	5,647	4,107	2,355	1,168	584	-	28	30	21	367	

APPENDIX.

WASHINGTON COUNTY.

TOWNS	Number of children in town between the ages of five and twenty-one years.		No. Registered in				Average Attendance in				Per cent of average attendance.	Average length in weeks of				Aggregate number of weeks.	Number Registered.							
	Boys.	Girls.	Spring terms.	Summer terms.	Fall terms.	Winter terms.	Spring terms.	Summer terms.	Fall terms.	Winter terms.		Spring terms.	Summer terms.	Fall terms.	Winter terms.		Different pupils.	In rural schools.	In village schools.	In city schools.	In evening schools.	In private or parochial schools.	Number between seven and fifteen years of age not attending school.	Number between seven and fifteen years of age excused from school attendance.
Addison	159	138	173	-	181	170	151	-	154	122	47	10	8	295	187	167	20	-	-	-	4	80	4	7
Alexander	70	83	97	-	85	62	76	-	64	51	41	9	8	130	97	97	-	-	-	-	-	8	-	-
Baileyville	195	188	190	-	199	189	150	-	176	158	42	11	14	111	210	187	196	-	-	-	-	21	15	7
Baring	42	34	30	-	30	22	27	-	26	20	32	10	12	12	68	34	34	-	-	-	-	2	3	-
Beddington	7	3	8	-	8	-	7	-	7	70	12	14	-	26	8	8	-	-	-	-	-	-	-	-
Brookton	34	37	47	-	46	38	40	-	43	32	53	12	12	47	61	15	46	-	-	-	-	3	2	-
Calais	1,100	1,178	1,266	-	1,343	1,279	1,123	-	1,180	1,125	50	10	14	972	1,490	-	-	1,490	-	126	-	60	23	6
Centerville	18	20	24	-	22	14	18	-	19	12	42	12	10	34	24	24	-	-	-	-	13	6	-	-
Charlotte	41	37	50	-	44	-	41	-	31	-	92	10	-	104	51	51	-	-	-	-	5	-	-	-
Cherryfield	238	228	278	-	289	282	265	-	270	240	55	11	12	287	315	109	206	-	-	-	1	1	25	-
Columbia	83	82	121	-	111	99	104	-	94	86	57	9	8	156	137	137	-	-	-	-	1	-	-	-
Columbia Falls	111	95	123	-	124	113	105	-	106	98	50	10	11	120	136	63	73	-	-	-	-	-	-	-
Cooper	36	34	46	-	50	-	38	-	37	-	53	11	14	78	52	52	-	-	-	-	-	-	9	-
Crawford	14	20	23	-	19	16	15	-	11	13	38	11	18	38	26	26	-	-	-	-	7	3	-	-
Cutler	98	125	153	-	158	158	120	-	118	118	53	10	10	180	166	-	166	-	-	-	-	-	-	-
Danforth	215	192	292	-	316	275	251	-	245	224	59	14	8	265	324	103	221	-	-	-	13	-	26	-
Deblois	11	10	13	-	14	11	13	-	14	11	60	10	10	26	21	21	-	-	-	-	-	-	-	-
Dennysville	74	71	94	-	83	75	84	-	70	56	48	10	11	96	106	43	63	-	-	-	-	-	-	-
East Machias	214	230	306	-	267	248	267	-	233	208	53	10	12	320	327	189	138	-	6	-	8	2	8	-
Eastport	940	898	843	-	850	794	701	-	673	662	37	11	14	1,008	1,046	33	-	1,013	-	-	31	-	-	-
Edmunds	115	88	139	-	132	89	124	-	110	75	50	10	12	182	139	139	-	-	-	-	48	2	-	-
Forest City	15	9	18	-	19	-	16	-	15	-	64	12	14	26	19	19	-	-	-	1	-	-	-	-

PUBLIC SCHOOLS.

Harrington	120	130	165	-	156	137	147	-	143	111	53	10	-	10	11	217	170	107	63	-	-	-	-	-	-	-	-	-	-	4
Jonesboro	82	95	104	-	101	96	94	-	93	81	50	10	-	10	10	150	111	64	47	-	-	-	-	10	-	-	-	-	3	
Jonesport	447	416	509	-	499	465	408	-	437	393	47	10	-	10	8	487	596	143	453	-	-	-	4	41	-	-	-	10	-	
Lubec	607	685	709	-	728	708	613	-	628	627	47	10	-	15	13	788	847	470	377	-	-	-	3	32	-	-	-	-	-	
Machias	316	319	388	-	407	399	351	-	374	361	56	9	-	13	12	408	431	57	374	-	-	-	-	-	-	-	-	-	9	
Machiasport	172	238	240	-	195	220	210	-	180	200	47	10	-	10	11	279	250	155	95	-	-	-	1	15	-	-	-	8	5	
Marion	14	10	20	-	19	-	16	-	15	-	64	12	-	14	-	26	20	20	-	-	-	-	-	20	-	-	-	-	4	
Marshfield	29	21	31	-	27	20	25	-	26	18	46	10	-	10	10	50	31	25	6	-	-	-	-	7	-	-	-	-	1	
Meddybemps	27	19	25	-	24	20	19	-	22	15	40	10	-	7	12	29	30	-	30	-	-	-	-	13	-	-	-	-	3	
Milbridge	227	279	327	-	302	300	320	-	278	290	58	11	-	11	10	420	330	170	160	-	-	-	-	1	-	-	1	1	3	
Northfield	15	12	24	-	23	22	23	-	20	20	77	10	-	11	10	31	25	25	-	-	-	-	-	-	-	-	-	-	-	4
Pembroke	257	241	296	-	269	257	248	-	222	238	47	11	-	9	14	380	371	160	211	-	-	-	-	26	-	-	2	5	5	
Perry	158	164	211	-	215	196	177	-	165	149	50	10	-	12	10	288	222	222	-	-	-	-	-	20	-	-	-	-	10	
Princeton	199	170	297	-	291	282	268	-	271	259	72	10	-	15	11	288	312	81	231	-	-	2	-	2	-	-	-	-	6	
Robbinston	113	107	140	-	135	142	136	-	129	136	60	9	-	15	11	210	165	165	-	-	-	-	-	2	-	-	-	-	-	
Roque Bluffs	19	11	14	-	15	10	10	-	14	8	35	10	-	13	6	29	15	15	-	-	-	-	-	-	-	-	-	-	4	
Steuben	113	132	170	-	167	168	168	-	160	159	66	9	-	9	8	288	170	120	50	-	-	-	-	2	-	-	2	5	10	
Talmadge	16	18	16	-	19	-	13	-	15	-	41	12	-	12	-	25	19	19	-	-	-	1	-	-	-	-	-	-	4	
Topsfield	62	30	48	-	44	38	42	-	40	36	42	10	-	9	8	81	55	46	-	-	-	-	-	4	-	-	-	-	1	
Trescott	75	93	102	-	87	88	89	-	76	70	46	12	-	10	12	170	112	112	-	-	-	-	5	13	-	-	-	-	-	
Vanceboro	90	116	130	-	131	108	121	-	122	105	56	12	-	13	10	132	153	14	139	-	-	-	-	-	-	-	-	-	-	
Waite	33	21	38	-	39	-	34	-	34	-	62	11	-	14	-	50	40	40	-	-	-	-	1	-	-	-	-	-	8	
Wesley	36	36	50	-	47	29	42	-	40	24	49	10	-	9	6	82	55	55	-	-	-	-	-	1	-	-	-	-	11	
Whiting	57	59	75	-	72	64	61	-	62	51	50	9	-	10	9	140	89	61	28	-	-	-	-	-	-	-	-	-	-	
Whitneville	44	37	50	-	44	49	48	-	41	42	70	9	-	10	9	56	52	-	52	-	-	-	-	-	-	-	-	-	-	
PLANTATIONS.																														
Codyville	12	12	16	-	16	-	16	-	16	-	66	8	9	9	-	26	17	17	-	-	-	-	-	-	-	-	-	-	-	-
Grand Lake Stream	60	62	86	-	79	82	74	-	69	69	57	10	-	10	10	90	90	6	84	-	-	-	-	-	-	-	-	-	-	-
No. 14	13	16	-	22	-	12	-	13	-	10	39	-	12	-	13	37	22	22	-	-	-	-	-	1	-	-	-	-	1	9
No. 21	18	18	25	-	26	14	22	-	20	12	50	12	-	16	8	36	31	31	-	-	-	-	-	1	-	-	-	-	-	-
Total	7,261	7,367	8,640	38	8,567	7,860	7,531	29	7,408	6,795	49	10	10	11	10	9,988	9,807	3,732	3,572	2,503	-	-	154	492	-	-	-	-	37	230

APPENDIX.

YORK COUNTY.

Acton	84	87	89	-	93	-	74	-	78	-	44	12	-	13	-	195	103	76	27	-	-	7	-	-	-	-	-	6	2	8
Alfred	95	91	102	-	119	106	83	-	102	90	49	10	-	12	8	132	137	38	99	-	-	-	-	-	-	-	-	-	-	15
Berwick	277	245	293	-	263	262	266	-	244	235	47	11	-	14	10	446	321	75	246	-	-	-	12	-	-	-	-	-	-	12
Biddeford	3,347	3,376	928	-	928	873	810	-	782	759	11	10	-	13	11	1,354	1,401	240	-	-	1,161	142	2,269	-	-	-	-	-	-	10
Buxton	241	229	280	-	276	262	238	-	237	202	48	11	-	11	11	426	320	179	141	-	-	1	-	-	-	-	-	-	-	6

21

YORK COUNTY—CONCLUDED.

TOWNS.	Number of children in town between the ages of five and twenty-one years.		No Registered in				Average Attendance in				Average length in weeks of				Aggregate number of weeks.	Number Registered.							Number of pupils conveyed.		
	Boys.	Girls.	Spring terms.	Summer terms.	Fall terms.	Winter terms.	Spring terms.	Summer terms.	Fall terms.	Winter terms.	Per cent of average attendance.	Spring terms.	Summer terms.	Fall terms.		Winter terms.	Different pupils.	In rural schools.	In village schools.	In city schools.	In evening schools.	In private or parochial schools.		Number between seven and fifteen years of age not attending school.	Number between seven and fifteen years of age excused from school attendance.
Cornish	109	114	129	-	140	130	117	-	122	110	.52	11	-	14	10	212	154	41	113	-	-	-	-	-	7
Dayton	53	42	55	-	58	56	49	-	47	38	.47	11	-	11	8	120	169	169	-	-	-	-	-	-	1
Eliot	184	212	231	-	224	191	223	-	194	149	.47	12	-	15	8	320	254	139	115	-	-	2	2	12	
Hollis	126	153	174	-	154	144	138	-	132	115	.45	10	-	10	10	270	194	101	93	-	-	4	4	12	
Kennebunk	395	335	445	-	456	434	401	-	407	389	.47	11	-	14	10	420	571	91	480	-	-	1	1	49	
Kennebunkport	307	297	334	-	354	334	281	-	313	273	.47	11	-	14	11	504	420	241	179	-	-	1	1	21	
Kittery	391	330	417	-	422	-	365	-	375	-	.51	12	-	14	-	494	442	45	397	-	-	-	-	64	
Lebanon	173	148	225	-	225	205	187	-	194	159	.56	11	-	9	9	375	262	262	-	-	-	4	4	20	
Limerick	131	141	154	-	154	139	120	-	123	111	.43	12	-	14	7	165	154	64	90	-	-	-	-	3	
Limington	141	103	136	-	145	131	112	-	119	110	.46	11	-	10	8	238	170	170	-	-	-	2	-	19	
Lyman	85	68	84	-	71	69	68	-	60	44	.37	11	-	10	6	193	91	74	17	-	-	-	-	12	
Newfield	56	65	84	-	78	73	72	-	62	65	.54	10	-	10	13	110	95	95	-	-	-	-	-	11	
North Berwick	189	255	266	-	266	260	238	-	237	223	.52	10	-	13	11	365	296	80	216	-	-	-	-	1	
Old Orchard	112	116	137	-	139	131	130	-	124	122	.54	10	-	14	12	144	148	-	148	-	-	-	-	34	
Parsonsfield	120	122	139	-	141	137	119	-	125	114	.49	9	-	10	10	268	174	174	-	-	-	-	-	25	
Saco	1,328	841	829	-	854	806	726	-	827	715	.34	11	-	14	12	1,049	879	109	770	-	-	78	120	1	
Sanford	1,413	1,542	1,042	-	959	946	949	-	840	806	.29	12	-	14	10	1,116	1,161	102	1,059	-	-	78	461	3	
Shapleigh	137	69	133	-	127	124	110	-	108	97	.50	9	-	9	10	199	156	56	100	-	-	-	-	7	
South Berwick	461	438	422	-	421	397	363	-	364	338	.39	11	-	13	8	466	520	96	424	-	-	-	-	17	
Waterboro	115	152	170	-	161	142	149	-	148	127	.53	10	-	10	10	280	201	84	117	-	-	-	1	14	
Wells	394	256	318	-	294	278	268	-	256	227	.42	11	-	14	11	540	325	198	127	-	-	-	-	1	
York	357	330	417	-	449	415	374	-	395	356	.54	10	-	14	12	576	485	220	265	-	-	-	-	19	
Total	10,761	10,157	8,033	-	7,991	7,045	7,030	-	7,015	5,974	.31	10	-	12	9	10,977	9,603	3,219	4,453	1,931	220	3,007	316	28	534

SUMMARY.

COUNTIES.	Number of children in tow between the ages of five and twenty-one years		No. Registered in				Average Attendance in				Per cent of average attendance.	Average length in weeks of				Aggregate number of weeks.	Number Registered.						Number between seven and fifteen years of age not attending school.	Number between seven and fifteen years of age excused from school attendance.	Number of pupils conveyed.
	Boys.	Girls.	Spring terms.	Summer terms.	Fall terms.	Winter terms.	Spring terms.	Summer terms.	Fall terms.	Winter terms.		Spring terms.	Summer terms.	Fall terms.	Winter terms.		Different pupils.	In rural schools.	In village schools.	In city schools.	In evening schools.	In private or parochial schools.			
Androscoggin.	9,567	8,683	6,922	87	7,314	7,027	5,978	74	6,387	6,048	33	10	9	11	10	9,599	7,917	2,459	1,834	3,624	600	2,942	209	94	309
Aroostook.	13,640	12,766	14,062	4,458	14,264	12,573	11,582	3,516	11,660	10,478	35	10	10	10	10	19,169	16,823	11,074	5,749	-	17	373	1,285	97	864
Cumberland.	15,194	15,539	16,642	115	16,348	16,146	13,604	95	13,895	13,024	40	10	10	12	10	18,875	19,771	3,482	3,075	13,214	439	2,713	533	89	398
Franklin.	2,947	2,557	2,907	-	2,884	2,709	2,536	-	2,519	2,299	47	10	-	11	9	4,702	3,389	1,434	1,955	-	-	96	32	13	211
Hancock.	4,917	5,073	6,006	145	6,083	5,529	5,348	115	5,339	4,800	52	10	9	10	9	8,841	6,936	3,370	3,161	405	-	50	43	29	239
Kennebec.	8,203	8,458	8,301	-	8,679	8,229	7,233	-	7,638	7,049	43	10	-	11	9	11,233	9,784	2,982	2,299	4,503	566	1,413	100	60	765
Knox.	3,640	3,686	4,156	-	4,213	4,131	3,703	-	3,791	3,570	78	10	-	11	10	5,412	4,653	1,515	1,978	1,160	-	21	17	16	204
Lincoln.	2,560	2,282	2,831	105	2,922	2,662	2,509	100	2,567	2,284	51	10	11	9	9	4,705	3,224	1,942	1,282	-	-	34	40	9	157
Oxford.	4,772	4,541	5,723	18	5,822	5,422	4,962	18	5,036	4,548	52	10	12	11	9	8,859	6,735	2,795	3,940	-	63	49	26	20	560
Penobscot.	11,928	12,129	13,219	808	14,396	13,280	11,563	662	12,564	11,596	58	10	8	11	9	17,325	15,987	4,979	4,986	6,022	-	1,116	219	51	854
Piscataquis.	2,626	2,539	3,289	133	3,484	3,088	2,880	122	3,047	2,652	56	10	10	11	10	4,548	3,846	1,434	2,412	-	-	27	16	6	243
Sagadahoc.	2,730	2,660	3,433	-	3,433	3,129	3,003	-	2,988	2,450	52	11	-	11	9	4,034	3,896	1,184	656	2,056	-	412	15	13	109
Somerset.	4,963	5,050	5,635	43	5,763	5,207	4,976	39	5,017	4,586	48	10	11	11	9	8,289	6,345	2,488	3,857	-	39	272	105	53	662
Waldo.	3,030	3,034	3,555	185	3,666	3,511	3,054	150	3,147	2,916	50	9	10	10	9	5,647	4,107	2,355	1,168	584	-	28	30	21	367
Washington.	7,261	7,367	8,640	38	8,567	7,860	7,531	29	7,408	6,795	49	10	10	11	10	9,938	9,807	3,732	3,572	2,503	-	154	492	37	230
York.	10,761	10,157	8,033	-	7,991	7,045	7,030	-	7,015	5,974	31	10	-	12	9	10,977	9,603	3,219	4,453	1,931	220	3,007	316	28	534
Total.	108,439	106,521	113,354	6,135	115,829	107,548	97,492	4,920	100,018	91,069	45	10	9	11	9	152,153	132,823	50,444	46,377	36,002	1,944	12,707	3,478	636	6,706

APPENDIX.

TABLE No. II.
COMMON SCHOOL STATISTICS.

Showing Character of Schools and School Property for the Year Ending April 1, 1911.

ANDROSCOGGIN COUNTY.

TOWNS.	SCHOOLHOUSES.					Estimated value of all school property in town.	SCHOOLS.													
	Number in town.	Number in good condition.	Number supplied with flags.	Number built during year.	Cost of same.		Number in town.	Number of one-room rural.	Number of rural having more than one room.	Number of village.	Number of city.	Number of graded.	Number suspended.	Number discontinued.	Number discontinued by failure to maintain an average of eight.	Number so failing continued by vote of town.	Number not using course of study.	Number having S. I. L. M. branches.	Number having libraries.	Value of improvements not paid for by town.
Auburn	29	29	29	1	\$1,492	\$140,000	59	20	-	39	39	-	-	-	3	-	-	6	7	\$575
Durham	12	11	10	-	-	5,000	17	11	-	-	4	-	-	-	-	-	-	-	2	25
East Livermore	8	8	8	-	-	32,000	18	6	6	-	3	-	-	-	-	-	-	4	4	800
Greene	9	7	2	-	-	3,500	5	5	-	12	1	-	1	1	-	-	-	2	32	
Leeds	10	10	-	-	-	8,000	10	10	-	-	10	-	-	-	-	-	-	1	5	332
Lewiston	20	20	20	1	941	292,200	71	10	2	59	57	-	-	-	-	-	-	10	33	1,350
Lisbon	17	14	17	-	-	50,000	27	8	19	-	29	-	1	-	-	-	-	1	29	150
Livermore	9	8	4	-	-	5,000	9	5	-	4	-	-	-	-	-	-	-	-	29	62
Mechanic Falls	3	3	3	-	-	10,000	5	1	4	-	4	-	-	-	1	-	-	4	4	200
Minot	7	4	7	-	-	4,000	7	7	-	-	-	-	-	-	-	1	-	-	-	-
Poland	15	15	15	-	-	12,000	15	15	-	-	-	-	-	-	-	-	-	-	-	-
Turner	15	12	10	-	-	11,500	13	8	5	-	2	-	-	-	-	-	-	7	5	157
Wales	7	-	7	-	-	2,500	5	5	-	-	-	-	-	-	-	5	-	-	2	75
Webster	8	4	4	-	-	20,000	8	3	-	5	-	3	-	-	-	-	-	-	-	-
Total	169	145	143	2	\$2,433	\$593,700	269	114	8	49	98	152	1	1	1	6	22	35	37	\$3,758

PUBLIC SCHOOLS.

AROOSTOOK COUNTY.

Amity	5	5	2	-	-	\$1,050	4	4	-	-	-	-	-	-	1	-	4	-	-	-	-	-	-	-
Ashland	12	9	12	-	1	\$700	11,700	14	8	-	6	-	6	-	-	-	1	51	1	-	-	-	-	\$50
Bancroft	4	4	4	-	-	-	1,500	4	3	-	1	-	-	-	-	-	-	1	-	-	-	-	-	-
Benedicta	4	4	1	-	-	-	2,000	4	4	-	-	-	4	-	1	-	-	-	-	-	-	-	-	-
Blaine	7	5	-	-	-	-	2,500	9	5	-	4	-	4	-	-	-	-	-	-	-	-	-	-	-
Bridgewater	10	10	1	-	-	-	16,000	10	6	-	4	-	3	-	1	-	-	-	-	-	-	-	-	-
Caribou	29	28	27	-	-	-	91,500	37	22	2	13	-	37	1	-	-	-	-	-	-	-	6	215	
Castle Hill	7	6	6	-	-	-	5,500	6	6	-	-	-	-	-	-	-	-	2	-	-	3	-	200	
Crystal	7	1	5	-	-	-	1,700	5	5	-	-	-	-	-	-	-	-	-	-	-	-	-	-	
Dyer Brook	4	4	2	-	-	-	2,500	4	4	-	-	-	-	-	-	-	-	-	-	-	-	1	20	
Easton	10	8	3	-	-	-	14,000	11	8	-	3	-	3	-	-	-	-	-	-	-	-	5	150	
Fort Fairfield	27	20	6	-	-	-	60,300	32	21	1	10	-	10	-	1	-	-	-	-	-	-	16	200	
Fort Kent	17	13	10	-	-	-	8,730	27	27	-	-	-	-	-	-	-	2	-	-	-	-	-	-	
Frenchville	12	6	4	-	-	-	2,500	12	12	-	-	-	1	-	1	-	1	-	-	-	-	-	-	
Grand Isle	8	8	7	-	2	1,045	4,000	12	6	6	-	2	-	1	-	1	-	1	-	-	-	-	-	
Haynesville	3	3	3	-	-	-	1,000	3	2	-	1	-	-	-	-	1	3	1	1	-	-	1	58	
Hersey	3	3	2	-	-	-	1,000	3	3	-	-	-	-	-	-	-	-	-	-	-	-	-	-	
Hodgdon	10	10	10	-	-	-	4,000	10	10	-	-	-	-	-	-	-	-	-	-	-	-	1	62	
Houlton	13	10	9	-	-	-	75,000	24	4	-	20	7	20	7	-	1	-	1	-	-	-	14	250	
Island Falls	4	4	2	-	1	7,566	20,000	8	1	-	4	-	13	1	-	-	-	-	-	-	-	2	35	
Limestone	10	7	2	-	1	4,500	17,000	13	8	1	4	-	13	-	-	-	-	-	-	-	-	-	-	
Linneus	10	9	10	-	-	-	5,000	10	10	-	-	-	-	-	2	-	2	-	-	-	-	5	95	
Littleton	10	9	9	-	-	-	5,725	9	9	-	-	-	-	-	-	-	-	-	-	-	-	-	-	
Ludlow	5	4	4	-	-	-	900	4	4	-	-	-	-	-	-	-	4	-	-	-	-	-	-	
Madawaska	17	15	10	-	-	-	4,500	17	17	-	-	-	-	-	-	-	17	-	-	-	-	-	-	
Mapleton	10	15	8	-	1	1,313	15,000	10	8	-	2	-	2	1	-	1	-	-	-	-	3	125		
Mars Hill	10	9	3	-	-	-	35,000	12	-	8	4	4	4	4	-	-	-	-	-	-	2	400		
Masardis	4	4	4	-	-	-	7,500	5	3	-	2	2	2	-	-	-	-	-	-	-	-	1	25	
Monticello	9	7	9	-	-	-	7,000	9	7	-	2	-	2	-	-	-	-	-	-	-	-	-	-	
New Limerick	6	6	6	-	-	-	4,455	6	6	-	-	-	-	-	2	-	2	-	-	-	1	-	-	
New Sweden	9	8	8	-	-	-	3,000	9	9	-	-	-	9	-	2	-	1	-	-	-	-	-	-	
Oakfield	8	5	3	-	-	-	3,500	8	8	-	-	-	-	-	-	-	-	-	-	-	-	-	-	
Orient	3	2	2	-	-	-	1,500	2	2	-	-	-	-	-	-	-	2	-	-	-	1	1	111	
Perham	7	7	4	-	1	434	4,000	7	7	-	-	-	-	1	-	-	-	7	-	-	1	1	50	
Portage	1	-	1	-	-	-	300	3	1	-	2	-	2	-	-	-	-	-	-	-	-	-	-	
Presque Isle	24	23	18	-	1	30,000	70,000	31	18	2	11	-	11	1	1	1	-	-	-	-	10	18	779	
Sherman	7	5	7	-	-	-	4,000	8	6	-	2	-	2	-	-	-	-	-	-	-	-	5	150	
Smyrna	4	4	4	-	-	-	5,000	4	4	-	-	-	-	-	-	-	-	-	-	-	-	-	-	
St. Agatha	11	11	7	-	-	-	2,400	13	10	3	-	-	-	-	-	-	-	-	-	-	-	-	-	
Van Buren	12	7	5	-	-	-	37,500	22	9	-	13	-	13	-	-	-	1	-	-	-	3	-	-	

AROOSTOOK COUNTY—CONCLUDED.

TOWNS.	SCHOOLHOUSES.					Estimated value of all school property in town.	SCHOOLS.												Value of improvements not paid for by town.
	Number in town.	Number in good condition.	Number supplied with flags.	Number built during year.	Cost of same.		Number in town.	Number of one-room rural.	Number of rural having more than one room.	Number of village.	Number of city.	Number of graded.	Number suspended.	Number discontinued.	Number discontinued by failure to maintain an average of eight.	Number so failing continued by vote of town.	Number not using course of study.	Number having S. I. L. M. branches.	
Washburn	12	8	11	-	-	35,000	12	9	-	3	-	3	-	1	-	-	-	3	100
Westfield	6	6	1	-	-	4,800	7	6	-	1	-	-	-	1	-	-	-	-	-
Weston	4	1	3	-	-	3,000	4	4	-	-	-	-	-	-	-	-	-	-	-
Woodland	11	11	11	-	-	4,000	11	11	-	-	11	-	-	-	-	-	-	1	50
PLANTATIONS.																			
Allagash	-	-	-	-	-	-	-	-	-	-	-	-	-	-	-	-	-	-	-
Cary	3	2	2	-	-	\$950	3	3	-	-	-	-	-	-	-	-	-	-	-
Caswell	5	3	4	-	-	2,000	5	5	-	-	-	-	1	-	-	-	-	-	-
Chapman	5	5	5	-	-	2,000	5	5	-	-	-	-	-	-	-	-	-	-	-
Connor	6	2	2	-	-	2,000	6	6	-	-	-	-	1	1	-	-	-	-	-
Cyr	6	6	-	1	\$200	2,200	6	6	-	-	-	-	-	-	-	-	-	-	-
E.	2	2	-	-	-	800	2	2	-	-	-	-	-	-	-	6	-	-	-
Eagle Lake	5	5	4	-	-	4,500	9	4	5	-	1	-	-	-	-	-	-	1	\$70
Garfield	2	1	1	-	-	900	1	1	-	-	-	-	-	-	-	1	-	-	-
Glenwood	3	3	3	-	-	1,500	3	3	-	-	-	-	-	-	-	-	-	-	-
Hamlin	6	5	-	-	-	1,200	6	6	-	-	-	1	-	-	-	6	-	-	-
Hammond	1	1	-	-	-	500	1	1	-	-	-	-	-	-	-	-	-	-	-
Macwahoc	1	1	1	-	-	500	1	1	-	-	-	-	-	-	-	-	-	1	60
Merrill	3	2	-	-	-	4,000	3	3	2	-	-	-	-	-	-	-	-	-	-
Moro	2	2	3	-	-	700	3	3	-	-	-	-	-	-	-	-	-	-	-
Nashville	2	2	1	-	-	475	2	2	-	-	-	-	-	-	2	-	-	-	-
New Canada	4	4	4	-	-	900	4	4	-	-	-	-	-	-	-	2	-	-	-

Oxbow.....	2	2	2	-	-	2,000	2	-	-	2	-	-	-	-	-	2	-	-	-	
Reed.....	5	4	1	-	-	4,500	6	3	-	3	-	2	-	-	-	4	-	1	8	
Silver Ridge.....	1	1	1	-	-	1,200	1	1	-	-	-	-	-	-	-	-	1	-	-	
St. Francis.....	5	5	5	-	-	1,400	6	6	-	-	-	-	-	-	-	-	-	-	-	
St. John.....	3	3	3	-	-	300	4	4	-	-	-	-	-	-	-	-	-	-	-	
Stockholm.....	3	2	3	-	-	4,000	4	1	-	3	-	4	-	-	-	-	-	2	175	
Wade.....	4	3	4	1	1,062	4,500	4	4	-	-	-	-	-	-	-	-	-	3	75	
Wallagrass.....	6	-	-	-	-	600	6	6	-	-	-	-	2	-	-	6	-	-	-	
Westmanland.....	1	1	1	-	-	1,000	1	1	-	-	-	-	-	-	-	-	-	-	-	
Winterville.....	3	3	3	-	-	500	3	3	-	-	-	-	-	-	-	-	-	-	-	
Total.....	496	408	319	10	\$46,820	\$651,285	572	419	25	128	-	173	13	15	17	12	112	22	99	\$3,513

CUMBERLAND COUNTY.

Baldwin.....	5	5	5	-	-	\$3,000	5	3	-	2	-	-	-	-	-	-	5	-	-	-
Bridgton.....	14	14	10	-	-	27,500	15	5	2	8	-	10	-	-	-	-	-	-	1	\$40
Brunswick.....	23	21	21	-	-	70,000	33	16	-	17	-	17	-	-	-	1	16	2	3	150
Cape Elizabeth.....	4	4	4	-	-	5,000	4	4	-	-	-	-	-	-	-	-	4	-	3	120
Casco.....	7	5	6	-	-	4,300	8	4	-	4	-	-	-	-	-	1	8	-	-	-
Cumberland.....	10	9	8	-	-	8,500	10	6	2	2	-	10	-	-	-	-	-	2	4	300
Falmouth.....	12	10	8	-	-	10,000	11	6	2	3	-	11	-	-	1	1	3	3	5	300
Freeport.....	15	13	12	-	-	35,000	16	10	-	6	-	6	-	-	-	-	10	-	6	250
Gorham.....	11	10	11	-	-	1,960	19	8	2	9	-	9	-	-	-	-	-	-	8	200
Gray.....	9	7	7	-	-	8,000	9	7	-	2	-	9	-	-	-	1	-	-	-	-
Harpswell.....	10	9	10	-	-	15,000	15	5	-	10	-	10	-	1	1	2	15	2	2	300
Harrison.....	9	8	6	-	-	7,300	9	4	-	5	-	5	1	-	1	-	9	-	-	-
Naples.....	10	4	4	-	-	4,000	7	4	-	3	-	5	-	2	2	-	7	-	1	40
New Gloucester.....	11	11	11	-	-	7,000	9	9	-	-	-	-	-	-	-	-	-	-	-	-
North Yarmouth.....	6	4	4	-	-	6,000	4	4	-	-	-	-	-	-	-	-	-	1	2	100
Otisfield.....	9	9	9	-	-	2,000	7	7	-	-	-	7	-	-	3	1	-	1	1	25
Portland.....	37	37	30	-	-	1,076,800	218	4	-	-	-	214	218	-	-	-	-	-	28	7,750
Pownal.....	8	8	8	-	-	4,000	8	8	-	-	-	-	-	-	-	-	8	-	4	200
Raymond.....	7	5	5	-	-	5,000	5	5	-	-	-	-	-	-	-	-	-	-	3	75

APPENDIX.

CUMBERLAND COUNTY—CONCLUDED.

TOWNS.	SCHOOLHOUSES.					Estimated value of all school property in town.	SCHOOLS.											Value of improvements not paid for by town.		
	Number in town.	Number in good condition.	Number supplied with flags.	Number built during year.	Cost of same.		Number in town.	Number of one-room rural.	Number of rural having more than one room.	Number of village.	Number of city.	Number of graded.	Number suspended.	Number discontinued.	Number discontinued by failure to maintain an average of eight.	Number so failing continued by vote of town.	Number not using course of study.		Number having S. I. L. M. branches.	Number having libraries.
Scarboro	12	12	9	-	-	13,000	13	10	3	-	-	-	-	-	1	-	9	5	461	
Sebago	8	7	7	-	-	3,000	7	5	2	-	-	-	-	-	-	-	-	-	250	
South Portland	14	13	14	-	-	147,500	43	2	-	41	41	-	-	-	-	-	-	10	600	
Standish	11	10	10	-	-	11,000	13	3	2	-	-	-	-	-	-	-	-	-	250	
Westbrook	10	10	10	-	-	100,000	30	3	5	27	27	-	-	-	-	-	5	3	500	
Windham	14	11	11	-	-	3,000	13	9	-	-	4	-	-	-	-	-	-	-	-	
Yarmouth	9	9	9	-	-	25,000	13	4	9	-	11	-	-	-	2	-	-	6	200	
Total	295	265	249	-	-	\$1,607,860	544	158	13	91	232	398	1	3	8	16	82	25	105	\$11,861

FRANKLIN COUNTY.

Avon	6	6	6	-	-	\$2,000	5	5	-	-	-	-	-	-	-	-	-	-	-	-	-	-	-	-	-	-	-	-	-	-	-	-	-	-	-	-	-
Carthage	6	2	-	-	-	2,000	4	3	1	-	-	-	-	-	-	-	-	-	-	-	-	-	-	-	-	-	-	-	-	-	-	-	-	-	-	-	-
Chesterville	10	7	6	-	-	4,250	8	5	-	3	-	-	8	1	2	-	2	-	-	2	-	-	-	-	-	-	-	-	-	-	-	-	-	-	-	-	-
Eustis	5	4	5	-	-	4,600	6	2	-	4	-	-	3	-	-	-	1	-	-	1	-	-	-	-	-	-	-	-	-	-	-	-	-	-	-	-	-
Farmington	13	12	10	-	-	45,000	18	9	-	7	-	-	7	-	-	-	-	-	-	-	-	-	-	-	-	-	-	-	-	-	-	-	-	-	-	-	-
Freeman	6	5	5	-	-	2,000	5	5	-	-	-	-	-	-	-	-	-	-	-	-	-	-	-	-	-	-	-	-	-	-	-	-	-	-	-	-	-
Industry	9	7	6	-	-	2,100	6	4	-	2	-	-	2	-	-	-	-	-	-	-	-	-	-	-	-	-	-	-	-	-	-	-	-	-	-	-	-
Jay	14	13	14	1	\$991	18,000	20	8	-	5	-	-	12	-	2	-	2	-	-	2	-	-	-	-	-	-	-	-	-	-	-	-	-	-	-	-	-
Kingfield	3	3	3	-	-	12,000	6	1	-	-	-	-	5	-	-	-	-	-	-	-	-	-	-	-	-	-	-	-	-	-	-	-	-	-	-	-	-
Madrid	4	3	4	-	-	1,400	4	4	-	-	-	-	-	-	-	-	-	-	-	-	-	-	-	-	-	-	-	-	-	-	-	-	-	-	-	-	-
New Sharon	8	8	8	1	798	1,000	9	7	-	2	-	-	2	-	-	-	-	-	-	-	-	-	-	-	-	-	-	-	-	-	-	-	-	-	-	-	-
New Vineyard	7	5	7	-	-	2,200	6	4	-	2	-	-	2	-	-	-	-	-	-	-	-	-	-	-	-	-	-	-	-	-	-	-	-	-	-	-	-
Phillips	9	9	7	-	-	15,912	10	6	-	4	-	-	4	-	-	-	-	-	-	-	-	-	-	-	-	-	-	-	-	-	-	-	-	-	-	-	-
Rangelley	5	5	4	-	-	14,800	9	4	-	5	-	-	5	-	3	-	-	-	-	-	-	-	-	-	-	-	-	-	-	-	-	-	-	-	-	-	-
Salem	1	1	1	-	-	1,200	2	2	-	2	-	-	5	-	-	-	-	-	-	-	-	-	-	-	-	-	-	-	-	-	-	-	-	-	-	-	-
Strong	5	2	1	-	-	7,500	5	1	-	4	-	-	-	-	-	-	-	-	-	-	-	-	-	-	-	-	-	-	-	-	-	-	-	-	-	-	-
Temple	5	4	4	1	350	2,700	4	3	-	1	-	4	-	-	-	-	-	-	-	-	-	-	-	-	-	-	-	-	-	-	-	-	-	-	-	-	-
Weld	11	7	7	-	-	6,000	6	4	-	2	-	-	-	-	1	-	-	-	-	-	-	-	-	-	-	-	-	-	-	-	-	-	-	-	-	-	-
Wilton	12	11	5	-	-	45,000	13	9	-	4	-	-	6	1	-	-	-	-	-	-	-	-	-	-	-	-	-	-	-	-	-	-	-	-	-	-	
PLANTATIONS.																																					
Coplin	1	1	1	-	-	300	-	-	-	-	-	-	-	-	-	-	-	-	-	-	-	-	-	-	-	-	-	-	-	-	-	-	-	-	-	-	-
Dallas	2	2	2	-	-	1,000	2	2	-	-	-	-	-	-	-	-	-	-	-	-	-	-	-	-	-	-	-	-	-	-	-	-	-	-	-	-	-
Lang	2	2	2	-	-	1,000	2	2	-	-	-	-	-	-	-	-	-	-	-	-	-	-	-	-	-	-	-	-	-	-	-	-	-	-	-	-	-
Rangelley	2	2	1	-	-	2,500	2	2	-	-	-	-	-	-	-	-	-	-	-	-	-	-	-	-	-	-	-	-	-	-	-	-	-	-	-	-	-
Sandy River	1	1	1	-	-	1,500	1	1	-	-	-	-	1	-	-	-	-	-	-	-	-	-	-	-	-	-	-	-	-	-	-	-	-	-	-	-	-
Total	147	122	106	3	\$2,139	\$196,962	153	91	3	59	-	61	6	2	5	20	32	17	34	\$1,783																	

APPENDIX.

HANCOCK COUNTY.

TOWNS.	SCHOOLHOUSES.				Estimated value of all school property in town.	SCHOOLS.											Value of improvements not paid for by town.		
	Number in town.	Number in good condition.	Number supplied with flags.	Number built during year.		Cost of same.	Number in town.	Number of one-room rural.	Number of rural having more than one room.	Number of village.	Number of city.	Number of graded.	Number suspended.	Number discontinued.	Number discontinued by failure to maintain an average of eight.	Number so failing continued by vote of town.		Number not using course of study.	Number having S. I. L. M. branches.
Amherst	4	3	1	-	-	3	3	-	-	-	-	-	-	-	-	-	-	-	-
Aurora	2	2	-	-	-	1	1	-	-	-	-	-	-	-	-	-	-	-	-
Bluehill	18	13	18	-	-	7	15	-	-	-	15	-	4	-	-	-	-	-	-
Brooklin	8	6	6	-	-	5	6	-	-	-	6	-	-	-	-	-	-	-	-
Brooksville	9	9	9	-	-	6	11	-	-	-	6	-	-	-	-	-	-	-	-
Bucksport	12	12	6	-	-	18	14	-	-	-	5	-	-	-	-	-	-	-	-
Castine	2	2	2	-	-	9	2	-	-	-	2	-	-	-	-	-	-	-	-
Cranberry Isles	4	4	4	-	-	4	5	-	-	-	2	-	1	-	-	-	-	-	-
Dedham	6	6	5	-	-	2	4	-	-	-	-	-	-	-	-	-	-	-	-
Deer Isle	14	14	14	-	-	11	16	-	-	-	-	-	-	-	-	-	-	-	-
Eastbrook	4	4	1	-	-	1	4	-	-	-	16	-	-	-	-	-	-	-	-
Eden	14	13	7	-	-	278	30	6	3	-	19	-	-	-	-	-	-	-	-
Ellsworth	19	16	19	-	-	20	23	10	5	-	23	-	-	1	-	-	-	-	-
Franklin	8	8	6	-	-	10	2	-	-	8	10	-	-	-	1	-	14	14	570
Gouldsboro	9	9	8	-	-	8	11	-	-	-	11	-	-	-	-	-	2	3	150
Hancock	7	6	6	-	-	5	7	-	-	-	-	2	-	-	-	-	-	-	100
Isle au Haut	3	3	3	1	\$2,000	3	3	-	-	-	-	-	-	-	-	-	-	-	-
Lamoine	5	5	5	-	-	3	4	-	-	-	-	-	-	-	2	-	-	-	-
Mariaville	5	4	1	-	-	3	2	-	-	-	-	-	-	-	-	4	-	-	-
Mt. Desert	11	10	4	1	5,000	25	15	-	10	-	10	-	-	-	-	-	-	2	50
Orland	14	6	6	-	-	6	10	-	-	2	-	-	-	-	-	-	-	-	-
Otis	2	1	1	-	-	1	1	-	-	-	-	-	-	-	-	-	-	-	-
Penobscot	11	11	10	-	-	3	10	-	-	-	-	2	-	-	-	-	-	-	-
Sedgwick	9	8	9	-	-	3	9	-	-	-	9	-	-	-	-	-	-	5	11
						3,500													250

PUBLIC SCHOOLS.

Sorrento.....	2	2	2	-	-	2,500	2	2	-	-	-	2	1	-	-	-	-	1	-	-
Southwest Harbor..	4	4	2	-	-	11,000	6	2	-	-	4	-	-	-	-	-	-	-	-	-
Stonington.....	5	5	5	-	-	32,300	11	2	-	-	7	11	-	-	-	-	-	-	-	3
Sullivan.....	7	7	7	-	-	12,000	9	4	2	-	3	9	-	1	-	-	-	-	7	3
Surry.....	8	8	7	-	-	4,000	9	7	-	2	-	8	-	-	-	-	-	-	-	-
Swans Island.....	3	3	3	-	-	3,000	7	1	-	-	6	6	-	-	-	-	-	-	-	2
Tremont.....	9	7	7	-	-	12,000	11	7	-	4	-	2	-	-	-	-	-	1	-	40
Trenton.....	7	3	3	-	-	2,000	3	3	-	-	-	-	-	-	-	-	-	-	11	-
Verona.....	4	3	2	-	-	1,200	2	2	-	-	-	-	-	1	1	-	-	-	3	-
Waltham.....	2	2	1	-	-	1,600	2	2	-	-	-	-	-	-	-	-	-	-	1	-
Winter Harbor.....	2	2	2	-	-	8,300	3	-	-	3	-	3	-	-	-	-	-	-	2	-
PLANTATIONS.																				
Long Island.....	2	2	1	-	-	1,200	1	-	-	1	-	-	-	1	1	-	-	-	-	-
No. 8.....	1	1	1	-	-	500	1	1	-	-	-	1	-	-	-	1	-	-	-	-
Moose Hill, formerly No. 21.....	1	1	1	-	-	500	1	1	-	-	-	-	-	-	-	-	-	1	-	-
Great Pond, former- ly No. 33.....	1	1	-	-	-	500	1	1	-	-	-	-	-	-	-	-	-	-	-	-
Total.....	258	228	191	2	\$7,000	\$524,950	287	164	16	94	13	185	7	8	11	13	39	69	46	\$2,146

APPENDIX.

KENNEBEC COUNTY.

Albion.....	8	7	7	-	-	\$2,500	8	6	-	2	-	2	-	-	-	1	-	6	7	\$90
Augusta.....	21	20	17	-	-	216,500	46	10	-	36	-	36	-	-	-	-	-	2	18	1,640
Belgrade.....	11	10	9	-	-	7,000	11	9	2	-	-	-	1	1	-	-	-	6	3	100
Benton.....	8	8	8	-	-	7,500	9	6	1	2	-	2	-	1	-	1	3	6	3	125
Chelsea.....	9	9	9	-	-	4,000	9	9	-	-	-	1	-	-	-	1	9	2	3	99
China.....	9	8	6	-	-	6,800	10	5	-	5	-	2	-	1	1	-	-	7	2	58
Clinton.....	10	8	9	-	-	12,000	10	7	-	3	-	3	-	-	3	10	-	-	-	-
Farmingdale.....	3	3	3	-	-	3,500	4	2	-	2	-	2	-	-	-	-	-	1	1	127
Fayette.....	8	8	7	-	-	4,000	6	6	-	2	-	6	-	-	-	1	-	4	3	117
Gardiner.....	10	10	10	-	-	76,600	20	2	-	3	15	18	-	-	-	-	-	1	8	850
Hallowell.....	9	9	9	-	-	29,500	13	2	-	-	11	11	-	-	-	-	-	-	7	250
Litchfield.....	10	10	9	-	-	6,000	10	10	-	-	-	-	-	-	-	-	-	7	6	150
Manchester.....	7	6	3	-	-	3,000	4	4	-	-	-	4	-	-	-	-	-	4	4	250

31

KENNEBEC COUNTY—CONCLUDED.

TOWNS.	SCHOOLHOUSES.					Estimated value of all school property in town.	SCHOOLS.											Value of improvements not paid for by town.		
	Number in town.	Number in good condition.	Number supplied with flags.	Number built during year.	Cost of same.		Number in town.	Number of one-room rural.	Number of rural having more than one room.	Number of village.	Number of city.	Number of graded.	Number suspended.	Number discontinued.	Number discontinued by failure to maintain an average of eight.	Number so failing continued by vote of town.	Number not using course of study.		Number having S. I. L. M. branches.	Number having libraries.
Monmouth.....	10	9	8	-	-	10,000	9	5	-	4	-	-	-	-	-	5	-	3	144	
Mt. Vernon.....	10	10	8	-	-	8,000	9	1	-	-	-	1	-	-	-	9	-	4	450	
Oakland.....	8	8	8	-	-	18,500	11	1	-	-	11	-	1	1	-	-	-	2	20	
Pittston.....	12	12	9	-	-	5,000	8	7	-	1	-	-	-	-	-	-	5	2	184	
Randolph.....	2	2	2	-	-	7,300	4	-	-	4	-	-	-	-	-	-	-	-	184	
Readfield.....	6	6	6	-	-	6,000	8	4	-	4	-	-	-	-	-	-	-	5	300	
Rome.....	6	4	1	-	-	600	6	5	-	-	-	-	1	-	-	-	-	-	-	
Sidney.....	12	10	4	-	-	7,000	10	10	-	-	-	-	-	-	-	-	-	8	300	
Vassalboro.....	9	9	9	-	-	11,500	11	7	-	4	-	3	-	-	-	1	9	9	375	
Vienna.....	4	4	3	-	-	1,200	4	3	-	1	-	-	-	-	-	-	-	-	-	
Waterville.....	7	7	7	-	-	96,000	43	4	-	43	-	-	-	-	-	1	-	3	-	
Wayne.....	7	5	4	-	-	8,000	4	2	-	2	-	4	-	-	-	-	4	1	110	
West Gardiner.....	7	7	-	1	\$700	6,000	7	2	-	-	-	-	-	1	1	-	-	5	500	
Windsor.....	9	7	4	-	-	5,000	7	-	-	-	-	-	-	1	-	-	-	1	-	
Winslow.....	15	13	8	1	2,000	32,500	15	5	-	10	-	9	-	-	-	-	1	3	125	
Winthrop.....	9	8	9	-	-	15,000	13	6	-	2	-	7	-	-	-	-	2	6	150	
Unity Pl.....	1	1	1	-	-	206	1	1	-	-	-	-	-	-	-	1	-	-	-	
Total.....	257	238	203	2	\$2,700	\$616,706	330	156	7	62	105	175	3	4	8	14	46	68	116	\$6,514

PUBLIC SCHOOLS.

KNOX COUNTY.

Appleton	10	9	4	-	-	\$8,000	10	8	-	2	-	-	-	2	-	10	-	-	-	
Camden	3	3	3	-	-	30,000	11	1	-	10	-	10	-	-	-	-	-	-	-	
Cushing	6	6	6	-	-	3,000	6	6	-	-	-	-	-	-	-	-	-	-	-	
Friendship	7	4	5	-	-	4,500	6	4	-	2	-	1	-	1	-	6	6	-	2	
Hope	7	6	3	-	-	2,000	4	4	-	-	-	-	-	-	-	-	-	-	-	
Hurricane Isle	1	1	1	-	-	350	2	-	-	2	-	-	-	-	-	-	2	-	-	
North Haven	3	3	3	-	-	5,000	4	1	3	-	-	-	-	-	-	-	-	-	-	
Rockland	9	9	9	-	-	90,000	26	2	-	2	24	24	-	1	-	4	1	-	1	
Rockport	7	6	6	-	-	10,000	11	2	2	-	-	11	1	-	-	-	-	7	8	
South Thomaston	12	11	10	-	-	4,600	9	4	-	2	-	9	-	2	-	-	-	2	-	
St. George	12	12	12	-	-	9,500	15	11	4	-	5	-	-	-	-	-	-	-	-	
Thomaston	8	8	8	-	-	20,000	10	1	-	4	-	10	-	-	-	-	-	-	-	
Union	13	11	7	-	-	6,000	10	8	-	9	2	2	-	-	-	-	10	-	2	
Vinalhaven	9	9	9	-	-	20,000	15	6	-	9	9	9	-	-	-	-	-	-	30	
Warren	18	18	17	-	-	7,000	13	9	-	4	-	4	2	-	-	-	-	-	-	
Washington	9	9	7	-	-	2,600	7	7	-	-	-	4	2	-	2	-	13	-	4	
Criehaven Pl.	1	1	1	-	-	350	1	1	-	-	-	-	-	-	1	-	-	-	-	
Matinicus Isle Pl.	1	1	1	-	-	700	1	1	-	-	-	-	-	-	-	-	-	-	25	
Muscle Ridge Pl.				no re	turns.															
Total	136	127	112	-	-	\$223,600	161	76	9	52	24	84	3	4	7	6	20	41	18	\$1,358

3

APPENDIX.

LINCOLN COUNTY.

PUBLIC SCHOOLS.

Towns.	SCHOOLHOUSES.				Estimated value of all school property in town.	SCHOOLS.											Value of improvements not paid for by town.			
	Number in town.	Number in good condition.	Number supplied with flags.	Number built during year.		Cost of same.	Number in town.	Number of one-room rural.	Number of rural having more than one room.	Number of village.	Number of city.	Number of graded.	Number suspended.	Number discontinued.	Number discontinued by failure to maintain an average of eight.	Number so failing continued by vote of town.		Number not using course of study.	Number having S. I. L. M. branches.	Number having libraries.
Alna	6	5	5	-	-	\$3,000	5	5	-	-	-	-	-	-	-	-	-	4	4	\$30
Boothbay	12	11	10	-	-	11,000	13	7	3	-	13	-	-	-	-	-	-	-	6	400
Boothbay Harbor	5	5	5	-	-	13,000	13	2	11	-	13	-	-	-	-	-	-	-	8	600
Bremen	6	6	5	-	-	3,000	4	4	-	-	-	1	-	-	-	-	-	-	-	-
Bristol	16	14	10	-	-	17,000	16	8	8	-	16	-	-	2	-	-	-	4	100	
Damariscotta	4	2	2	-	-	4,500	3	1	2	-	2	-	-	-	-	-	-	2	60	
Dresden	6	6	6	-	-	1,650	6	5	1	-	-	3	-	-	-	-	-	4	-	
Edgecomb	3	4	3	-	-	2,500	4	4	-	-	-	-	-	-	-	-	-	-	-	
Jefferson	1	10	3	-	-	3,600	11	9	2	-	2	-	1	-	-	-	-	1	40	
Newcastle	6	6	6	-	-	7,500	9	7	2	-	-	-	3	-	-	-	-	2	160	
Nobleboro	9	9	9	-	-	10,000	6	5	1	-	-	-	3	-	-	-	3	-	-	
Somerville	5	4	3	-	-	700	3	3	-	-	-	-	-	-	-	-	-	-	-	
Southport	3	3	3	-	-	3,500	3	3	-	-	-	-	-	-	-	-	-	-	2	
Waldoboro	24	24	-	-	-	12,000	23	21	2	-	6	-	-	5	-	-	-	17	100	
Westport	3	2	2	-	-	1,000	3	3	-	-	-	1	-	-	-	-	3	1	25	
Whitefield	11	11	-	-	-	4,000	10	9	1	-	-	1	-	1	-	-	10	-	-	
Wiscasset	6	6	6	-	-	12,500	8	4	-	-	4	-	-	-	-	-	4	-	10	
Monhegan Pl.	1	1	1	-	-	500	1	1	-	-	-	-	-	-	-	-	-	1	35	
Total	144	131	78	-	-	\$110,950	141	101	3	37	-	56	6	4	7	11	53	13	34	\$1,685

OXFORD COUNTY.

Albany	7	6	7	-	-	\$2,500	6	6	-	-	-	-	-	2	-	-	2	-	-	-	-	-	5	-	3	\$75
Andover	5	5	7	-	-	3,500	7	4	-	-	3	-	5	-	-	-	-	-	-	-	-	-	8	-	7	250
Bethel	12	11	11	-	-	17,000	12	8	-	-	4	-	7	-	-	-	-	-	-	-	-	8	1	1	1	36
Brownfield	11	9	8	-	-	6,000	7	4	-	-	3	-	1	-	-	-	-	-	-	-	-	-	-	-	2	106
Buckfield	10	9	5	-	-	8,000	9	7	-	-	2	-	2	-	-	-	-	-	-	-	-	7	1	1	1	60
Byron	4	3	2	-	-	1,500	1	-	-	-	1	-	-	-	-	-	-	-	-	-	-	-	1	1	1	146
Canton	8	7	3	-	-	11,500	6	3	-	-	3	-	3	-	-	-	-	-	-	-	-	6	1	3	200	
Denmark	9	9	5	-	-	5,000	6	6	-	-	-	-	-	-	1	1	1	1	1	1	-	-	-	-	4	100
Dixfield	9	5	6	-	-	13,500	8	5	-	-	3	2	2	1	1	1	1	1	1	1	-	6	4	4	200	
Fryeburg	11	10	9	-	-	11,200	12	7	-	-	5	1	3	1	-	-	-	-	-	-	-	4	1	2	100	
Gilead	4	2	1	-	-	2,000	1	1	-	-	-	-	-	-	-	-	-	-	-	-	-	-	-	-	-	-
Grafton	1	-	-	-	-	100	1	1	-	-	-	-	-	-	-	-	-	-	-	-	-	-	-	-	-	-
Greenwood	10	10	10	1	\$568	5,000	11	9	2	-	-	-	-	-	-	-	-	-	-	-	-	-	-	-	-	-
Hanover	2	2	2	-	-	1,600	2	1	-	-	1	-	2	-	-	-	-	-	-	-	-	4	9	-	-	-
Hartford	8	6	4	-	-	4,000	7	7	-	-	-	-	-	-	-	-	-	-	-	-	-	3	7	1	1	40
Hebron	7	6	7	-	-	3,500	7	6	-	-	1	-	-	-	1	-	-	-	-	-	-	7	7	1	1	40
Hiram	7	6	5	-	-	3,000	4	1	-	-	3	1	-	-	1	-	-	-	-	-	-	4	4	3	110	
Lovell	6	5	5	-	-	3,000	5	3	-	-	2	-	-	-	-	-	-	-	-	-	-	5	-	-	-	-
Mason	1	1	1	-	-	1,000	1	1	-	-	-	-	-	-	-	-	-	-	-	-	-	-	-	-	-	-
Mexico	4	4	4	-	-	36,000	16	2	-	-	14	-	14	-	-	-	-	-	-	-	-	15	10	400	400	
Newry	5	5	5	-	-	2,500	5	5	-	-	14	-	-	2	-	-	-	-	-	-	-	-	-	-	-	-
Norway	18	12	16	-	-	21,570	19	9	-	-	10	-	11	-	1	-	-	-	-	-	-	1	4	4	100	
Oxford	7	6	7	-	-	6,500	9	4	-	-	5	-	3	-	-	-	-	-	-	-	-	5	6	6	180	
Paris	21	20	19	-	-	23,000	23	12	-	-	11	-	23	-	8	3	5	5	5	5	-	1	12	12	385	
Peru	8	7	7	-	-	5,000	8	6	1	-	1	-	-	-	-	-	-	-	-	-	-	5	5	5	131	
Porter	9	7	6	-	-	4,100	6	4	-	-	2	-	6	-	1	1	1	1	1	1	-	-	-	-	-	60
Roxbury	4	3	2	-	-	3,050	5	4	1	-	-	-	3	-	-	-	-	-	-	-	-	2	2	2	100	
Rumford	19	17	17	-	-	60,000	35	9	1	25	35	2	-	-	-	-	-	-	-	-	-	31	13	13	412	
Stoneham	3	3	3	-	-	1,000	3	2	-	-	1	-	-	-	-	-	-	-	-	-	-	1	-	-	-	-
Stow	5	5	4	-	-	2,000	3	3	-	-	-	-	-	-	-	-	-	-	-	-	-	3	8	8	265	
Sumner	8	7	8	-	-	3,200	8	6	-	-	2	-	-	-	-	-	-	-	-	-	-	2	2	3	-	
Sweden	7	7	4	-	-	1,000	5	5	-	-	-	-	-	-	-	-	-	-	-	-	-	5	-	-	-	-
Upton	1	1	1	-	-	2,500	3	3	-	-	2	-	3	1	-	-	-	-	-	-	-	1	1	1	1	10
Waterford	9	7	7	-	-	3,000	8	8	-	-	-	-	-	-	-	-	-	-	-	-	-	-	4	2	2	25
Woodstock	8	8	8	-	-	5,000	8	7	-	-	1	-	1	-	-	-	-	-	-	-	-	8	-	4	4	166
Lincoln Pl.	1	1	-	-	-	700	1	1	-	-	-	-	-	-	-	-	-	-	-	-	-	1	-	-	-	-
Magalloway Pl.	1	1	1	1	2,020	2,050	2	2	-	-	-	-	1	-	-	-	-	-	-	-	-	-	-	-	-	-
Milton Pl.	1	1	1	-	-	400	1	1	-	-	-	-	-	-	-	-	-	-	-	-	-	1	-	-	-	-
Total	271	234	213	2	\$2,588	\$285,470	281	171	5	105	-	141	11	16	14	32	77	94	91	-	-	-	-	-	-	\$3,357

APPENDIX.

PENOBSCOT COUNTY.

Towns.	SCHOOLHOUSES.					Estimated value of all school property in town.	SCHOOLS.											Value of improvements not paid for by town.	
	Number in town.	Number in good condition.	Number supplied with flags.	Number built during year.	Cost of same.		Number in town.	Number of one-room rural.	Number of rural having more than one room.	Number of village.	Number of city.	Number of graded.	Number suspended.	Number discontinued.	Number discontinued by failure to maintain an average of eight.	Number so failing continued by vote of town.	Number not using course of study.		Number having S. I. L. M. branches.
Alton	4	4	-	-	-	\$1,600	2	2	-	-	-	1	-	-	-	-	-	-	-
Argyle	4	4	3	-	-	1,200	3	3	-	-	-	1	-	-	-	-	-	-	-
Bangor	31	30	31	-	-	400,000	120	10	-	110	95	-	1	-	-	-	-	-	5
Bradford	10	2	4	-	-	5,000	9	9	-	-	-	-	-	-	-	-	-	-	-
Bradley	3	1	4	-	-	3,500	2	2	3	-	-	-	-	-	-	-	-	-	-
Brewer	12	12	11	1	\$21,000	76,000	25	3	-	22	25	-	-	-	-	-	-	-	-
Burlington	4	2	2	-	-	2,000	4	4	-	-	-	-	1	-	-	4	4	1	1
Carmel	9	6	7	-	-	2,500	8	6	2	-	-	-	2	-	-	2	1	-	-
Carroll	7	5	4	-	-	4,200	7	7	-	-	-	-	-	-	1	2	1	1	3
Charleston	10	10	5	-	-	5,000	10	10	-	-	-	1	-	1	-	-	-	-	-
Chester	6	5	6	-	-	3,000	6	6	-	-	-	-	2	-	1	-	-	-	-
Clifton	5	5	1	-	-	1,750	2	2	-	-	-	-	-	-	-	-	-	-	-
Corinna	11	11	11	-	-	10,000	12	10	2	-	12	-	-	-	-	-	3	2	75
Corinth	6	6	6	-	-	3,500	6	6	-	-	-	-	-	-	-	-	-	-	6
Dexter	14	11	10	-	-	48,000	19	5	12	-	19	-	1	-	6	-	-	-	125
Dixmont	12	8	6	-	-	4,700	7	7	-	-	-	-	1	1	-	-	-	-	-
East Millinocket	1	1	1	-	-	25,000	5	-	5	-	5	-	1	-	-	3	-	-	75
Eddington	6	4	4	-	-	3,500	2	2	-	-	-	-	-	-	-	-	-	-	-
Edinburg	1	1	1	-	-	550	1	1	-	-	2	-	-	-	-	-	5	-	75
Enfield	4	4	4	-	-	5,000	7	2	-	-	-	-	-	-	1	-	-	-	-
Etna	7	7	7	-	-	2,300	7	7	5	-	-	-	-	-	-	-	-	-	-
Exeter	11	8	6	-	-	5,000	7	7	-	-	-	-	1	-	-	4	-	-	60
Garland	9	9	9	-	-	4,200	7	7	-	-	7	-	-	-	-	3	-	-	-
Glenburn	6	4	3	-	-	2,100	3	3	-	-	-	-	-	-	-	-	-	-	-
Greenbush	5	5	5	-	-	2,500	6	6	-	-	-	-	-	-	-	-	-	-	-
Greenfield	2	2	1	-	-	1,500	2	2	-	-	-	-	-	-	-	-	-	-	-

PUBLIC SCHOOLS.

Hampden	14	12	13	-	-	10,500	15	11	-	4	-	15	1	-	-	1	-	3	4	200
Heron	14	13	13	-	-	6,000	12	12	-	-	-	-	2	-	-	1	-	-	2	59
Holden	7	6	6	-	-	2,500	5	5	-	-	-	-	-	-	-	-	-	5	2	50
Howland	1	1	1	-	-	8,000	3	-	-	3	-	3	-	-	-	-	-	3	1	60
Hudson	5	4	2	-	-	3,200	4	3	-	-	-	-	-	-	-	-	-	-	-	-
Kenduskeag	1	1	-	-	-	1,500	2	-	-	2	-	-	-	-	-	-	-	-	-	-
Kingman	5	4	4	-	-	5,000	7	4	-	3	-	3	1	-	-	-	4	1	1	75
Lagrange	5	5	4	-	-	4,200	6	4	-	2	-	-	-	1	1	-	-	-	1	4
Lee	8	8	8	-	-	2,800	9	7	-	1	-	1	-	2	2	-	-	8	2	4
Levant	8	7	5	-	-	3,438	5	4	-	-	-	-	-	-	-	-	-	-	3	150
Lincoln	11	9	11	-	-	20,000	14	5	2	7	-	7	-	-	-	-	-	7	6	280
Lowell	4	3	-	-	-	1,400	4	4	-	-	-	-	-	-	-	-	-	-	-	-
Mattawamkeag	4	2	2	-	-	3,000	5	2	-	3	-	3	-	-	-	-	-	-	-	-
Maxfield	3	2	2	-	-	500	2	2	-	-	-	-	-	-	-	-	2	-	-	-
Medway	6	3	5	-	-	1,600	6	5	-	1	-	-	-	1	1	-	-	-	-	-
Milford	2	2	2	-	-	4,000	4	1	-	-	-	3	-	-	-	-	-	-	-	-
Millinocket	2	2	2	-	-	40,000	14	-	-	14	-	14	-	-	-	-	-	-	5	250
Mt. Chase	4	4	1	-	-	1,000	4	4	-	-	-	-	-	-	-	-	-	-	-	-
Newburg	9	9	9	-	-	4,000	6	6	-	-	-	-	-	2	1	-	6	1	1	50
Newport	7	7	5	1	17,010	30,000	9	4	-	5	-	9	-	-	-	-	-	2	2	100
Old Town	10	10	10	-	-	120,000	23	4	-	-	21	21	-	-	-	-	-	-	8	500
Orono	10	8	8	-	-	60,000	17	4	-	15	-	17	-	-	-	-	-	-	4	100
Orrington	11	11	11	-	-	6,000	10	7	-	5	-	5	-	-	-	-	-	10	4	130
Passadumkeag	3	1	1	-	-	3,000	4	2	-	2	-	4	-	-	-	-	-	-	3	300
Patten	7	6	5	-	-	21,200	9	4	-	5	-	9	-	-	-	-	-	-	2	40
Plymouth	8	8	6	-	-	4,200	5	4	-	1	-	-	2	-	2	-	5	-	2	-
Prentiss	6	5	5	-	-	4,200	5	5	-	-	-	-	-	-	-	-	-	2	-	-
Springfield	5	4	2	-	-	6,000	3	3	-	-	-	-	1	-	-	-	5	-	-	-
Stetson	7	6	4	-	-	2,500	4	2	-	2	-	4	-	-	-	-	-	2	2	200
Veazie	1	1	1	-	-	2,000	2	-	-	2	-	2	-	-	-	-	-	1	-	-
Winn	5	5	4	-	-	4,600	5	2	-	3	-	4	-	-	-	-	1	-	-	-
Woodville	2	2	-	-	-	1,800	2	2	-	-	-	-	-	-	-	-	-	-	-	-
Drew Pl.	4	3	4	-	-	1,600	4	4	-	-	-	-	-	-	-	1	4	2	4	58
Grand Falls Pl.	1	1	1	-	-	300	1	1	-	-	-	-	-	-	1	-	-	-	-	-
Lakeville Pl.	2	2	2	-	-	1,000	2	2	-	-	-	1	-	-	1	-	-	-	-	-
Seboeis Pl.	1	1	1	-	-	400	1	1	-	-	-	-	-	-	-	1	-	-	-	-
Stacyville Pl.	5	3	4	1	3,045	6,000	6	4	-	2	-	2	-	-	-	-	1	-	1	40
Webster Pl.	2	2	1	-	-	700	2	2	-	-	-	-	-	-	-	-	-	-	1	13
Total	410	356	313	3	\$41,055	\$1,021,538	538	264	4	117	153	289	14	17	17	15	74	73	87	\$4,044

PISCATAQUIS COUNTY.

TOWNS.	SCHOOLHOUSES.					Estimated value of all school property in town.	SCHOOLS.											Value of improvements not paid for by town.		
	Number in town.	Number in good condition.	Number supplied with flags.	Number built during year.	Cost of same.		Number in town.	Number of one-room rural.	Number of rural having more than one room.	Number of village.	Number of city.	Number of graded.	Number suspended.	Number discontinued.	Number discontinued by failure to maintain an average of eight.	Number so failing continued by vote of town.	Number not using course of study.		Number having S. I. L. M. branches.	Number having libraries.
Abbot	8	7	7	-	-	\$3,650	8	4	-	4	-	-	-	-	-	-	-	-	-	
Atkinson	5	5	5	-	-	1,950	5	5	-	-	-	1	-	-	1	-	-	8	4	
Blanchard	2	1	1	-	-	536	2	-	-	-	-	-	-	-	-	-	-	-	-	
Bowerbank	2	1	1	-	-	650	1	1	-	-	-	-	-	-	-	-	-	1	15	
Brownville	9	7	5	-	-	6,000	12	4	-	3	-	1	-	-	-	-	-	-	-	
Dover	12	11	7	-	-	15,000	13	4	-	12	-	-	-	1	-	-	-	5	275	
Foxcroft	6	5	4	-	-	16,500	11	7	-	13	-	1	-	-	-	-	6	-	-	
Greenville	4	3	2	-	-	20,500	7	-	-	11	-	-	-	-	-	-	4	-	-	
Guilford	7	7	7	-	-	18,000	10	5	-	7	-	-	-	-	-	-	1	2	150	
Medford	3	3	3	-	-	1,000	3	3	-	5	-	-	-	-	-	-	-	3	150	
Milo	9	9	8	-	-	34,000	14	5	-	9	-	-	-	-	-	-	-	-	-	
Monson	8	7	6	-	-	9,250	11	4	-	14	-	-	-	-	1	-	3	1	400	
Orneville	4	4	2	-	-	2,000	3	3	-	11	-	1	-	-	-	-	1	-	75	
Parkman	7	6	6	-	-	3,000	6	6	-	-	-	1	-	-	-	-	6	-	-	
Sangerville	9	9	9	-	-	12,600	11	7	-	4	-	-	-	-	-	-	6	7	250	
Sebec	7	6	5	-	-	6,200	6	6	-	-	-	-	-	-	-	-	-	-	-	
Shirley	3	3	3	-	-	800	3	2	-	1	-	-	-	-	-	3	1	-	-	
Wellington	8	6	6	-	-	800	6	5	-	1	-	-	-	-	-	6	3	-	-	
Williamsburg	2	1	1	-	-	400	2	2	-	-	-	-	-	-	-	-	-	-	-	
Williamantic	3	3	3	-	-	2,000	3	3	-	-	-	-	-	-	-	-	-	1	45	
Barnard Pl.	1	1	1	-	-	500	1	1	-	-	1	-	-	-	-	-	-	-	-	
Elliottsville Pl.	2	2	-	-	-	5,000	2	2	-	-	-	-	-	-	-	-	2	-	-	
Kingsbury Pl.	3	3	-	-	-	1,000	3	3	-	-	-	-	-	-	2	-	-	-	-	
Lake View Pl.	1	1	1	-	-	4,000	2	-	-	2	-	-	-	-	-	3	-	2	16	
Total	125	111	92	-	-	\$165,336	145	82	-	63	-	103	5	-	1	11	21	35	30	\$1,451

SAGADAHOC COUNTY.

Arrowsic	2	2	1	-	-	\$500	1	1	-	-	-	-	-	-	-	1	-	-	-	-
Bath	15	15	9	-	-	175,000	51	2	-	-	49	49	-	-	-	-	-	-	6	\$1,117
Bowdoin	13	12	12	-	-	10,800	12	12	-	-	-	-	-	-	2	12	1	1	1	25
Bowdoinham	9	6	7	-	-	11,500	10	5	-	5	-	10	-	-	-	-	-	4	6	408
Georgetown	7	4	7	-	-	2,700	6	6	-	-	-	-	-	-	-	-	-	-	2	30
Perkins	1	1	-	-	-	800	1	1	-	-	-	-	-	-	-	-	-	-	-	-
Phippsburg	11	10	5	1	\$900	5,000	10	8	-	2	-	-	-	1	-	-	-	2	3	200
Richmond	13	9	8	1	16,811	31,500	13	5	-	8	-	13	1	-	1	-	-	-	3	175
Topsham	12	11	11	-	-	15,000	15	9	2	4	-	6	-	-	1	9	-	-	2	100
West Bath	4	4	3	-	-	2,300	3	3	-	-	-	3	-	-	-	-	-	1	3	195
Woolwich	8	8	7	-	-	5,000	8	8	-	-	-	-	1	-	1	2	-	-	-	-
Total	95	82	69	2	\$17,711	\$280,100	130	60	2	19	49	81	2	1	2	6	22	8	26	\$2,250

SOMERSET COUNTY.

Anson	8	8	8	-	-	\$20,000	14	6	-	8	-	8	-	-	-	1	6	3	3	\$30
Athens	9	8	7	-	-	5,000	9	6	-	3	-	-	-	-	-	-	-	5	1	12
Bingham	9	1	3	1	\$3,402	1,000	10	5	-	5	-	10	-	-	-	3	-	7	5	100
Cambridge	3	3	-	-	-	1,300	2	2	-	-	-	-	-	-	-	-	2	-	-	-
Canaan	13	12	3	-	-	8,000	7	5	-	2	-	2	-	3	3	-	7	-	-	-
Concord	3	-	3	-	-	1,800	3	3	-	-	-	3	-	-	-	1	-	2	-	-
Cornville	9	5	6	-	-	3,600	7	7	-	-	-	-	-	-	-	-	-	4	1	50
Detroit	3	3	3	-	-	1,000	4	2	-	2	-	2	-	-	-	-	-	6	-	-
Embden	7	6	6	-	-	3,200	6	6	-	-	-	-	-	-	-	-	-	1	5	500
Fairfield	20	18	12	-	-	100,000	22	9	2	11	-	15	-	2	2	-	7	1	-	-
Harmony	9	6	8	-	-	4,000	8	5	-	3	-	8	-	-	2	2	-	3	-	-
Hartland	7	6	6	-	-	3,000	8	4	-	4	-	8	-	-	-	-	-	-	-	-
Madison	13	6	13	1	12,800	50,000	22	9	-	13	-	22	-	-	-	-	-	-	-	-
Mercer	6	6	4	-	-	1,000	5	4	-	1	-	-	-	-	-	-	5	-	-	-
Moscow	4	-	4	-	-	2,500	5	5	-	-	-	5	-	-	-	-	-	3	-	-
New Portland	11	11	11	-	-	5,000	13	7	-	6	-	-	-	2	-	-	-	-	-	-
Norridgewock	13	13	5	-	-	4,000	13	10	-	3	-	3	-	-	-	-	-	-	1	50
Palmyra	12	10	10	-	-	3,500	10	9	-	1	-	10	-	-	-	1	-	-	-	-
Pittsfield	9	9	8	-	-	35,000	14	4	-	10	-	10	-	-	-	-	-	4	5	120

SOMERSET COUNTY—CONCLUDED.

TOWNS.	SCHOOLHOUSES.					Estimated value of all school property in town.	SCHOOLS.												Value of improvements not paid for by town.	
	Number in town.	Number in good condition.	Number supplied with flags.	Number built during year.	Cost of same.		Number in town.	Number of one-room rural.	Number of rural having more than one room.	Number of village.	Number of city.	Number of graded.	Number suspended.	Number discontinued.	Number discontinued by failure to maintain an average of eight.	Number so failing continued by vote of town.	Number not using course of study.	Number having S. I. L. M. branches.		Number having libraries.
Ripley	5	5	2	-	-	\$ 2,400	5	-	-	-	-	1	-	-	-	-	-	-	-	
St. Albans	12	11	11	-	-	4,000	8	-	-	-	-	1	1	-	-	5	2	-	-	
Skowhegan	17	7	17	-	-	50,000	26	-	2	-	1	-	2	-	-	-	-	1	\$ 25	
Smithfield	6	5	5	-	-	3,000	4	-	-	-	1	-	-	-	-	-	-	4	220	
Solon	7	5	7	-	-	8,500	8	-	3	-	2	-	-	-	1	-	-	3	-	
Starks	7	4	1	-	-	2,200	4	-	-	-	3	-	-	-	-	-	5	4	35	
PLANTATIONS.																				
Bigelow	1	1	1	-	-	800	1	1	-	-	-	-	-	-	-	-	-	-	-	
Brighton	5	3	1	-	-	1,500	2	-	-	-	-	-	-	-	-	-	-	-	-	
Caratunk	2	-	1	-	-	3,000	3	1	2	-	1	-	-	-	-	-	-	-	-	
Dead River	1	1	1	-	-	300	1	1	-	-	2	-	1	1	-	-	1	1	13	
Dennistown	2	1	1	-	-	300	2	2	-	-	-	-	-	-	2	2	-	1	30	
Flagstaff	1	1	1	-	-	1,800	2	-	2	-	-	1	-	-	-	-	-	1	11	
Highland	1	1	1	-	-	600	1	1	-	-	-	-	-	-	1	-	-	1	15	
Jackman	1	1	1	-	-	3,000	2	-	2	-	2	-	-	-	-	-	-	-	-	
Lexington	3	3	2	-	-	200	3	3	-	-	-	-	-	-	1	-	-	2	80	
Mayfield	2	2	1	-	-	500	1	1	-	-	-	1	-	1	-	-	-	-	-	
Moose River	2	2	2	-	-	3,500	4	1	3	-	2	1	-	1	-	-	-	-	-	
Pleasant Ridge	2	2	2	-	-	700	2	2	-	-	-	-	-	-	-	1	-	1	25	
The Forks	4	-	4	-	-	2,500	4	4	-	-	4	-	-	-	-	-	-	3	78	
West Forks	1	-	1	-	-	2,000	2	-	2	-	2	-	-	-	3	-	3	1	33	
Total	250	186	183	2	\$19,202	\$353,700	267	159	2	106	-	160	13	6	14	20	36	52	40	\$1,487

WALDO COUNTY.

Belfast	12	12	12	-	-	\$35,000	22	6	3	-	13	22	-	-	-	-	-	4	5	\$150
Belmont	4	3	-	-	-	1,100	4	4	-	-	-	-	-	-	-	-	-	-	-	-
Brooks	4	3	4	-	-	1,000	4	2	-	2	-	2	-	-	-	-	2	-	-	-
Burnham	8	6	5	-	-	6,500	8	6	-	2	-	-	-	-	-	-	8	1	30	
Frankfort	6	4	4	-	-	3,000	6	3	-	3	-	6	1	-	-	-	-	-	-	-
Freedom	7	7	2	-	-	3,500	7	6	-	1	-	-	-	-	-	-	7	-	-	-
Islesboro	6	6	6	-	-	11,000	7	-	-	7	-	7	-	-	-	-	-	7	2	32
Jackson	6	6	3	-	-	2,500	6	6	-	-	-	-	-	-	-	-	-	-	1	25
Knox	7	7	-	-	-	3,500	5	5	-	-	-	-	-	-	1	-	3	5	-	-
Liberty	8	8	8	-	-	2,500	7	5	-	2	-	-	-	-	-	-	7	-	-	-
Lincolnton	12	12	6	-	-	6,000	7	4	2	1	-	-	4	-	-	-	7	-	-	-
Monroe	10	5	7	-	-	4,000	9	8	-	2	-	9	-	-	-	-	-	4	2	20
Montville	8	4	2	-	-	2,500	8	8	-	-	-	-	-	-	-	-	-	-	-	-
Morrill	4	4	2	-	-	2,500	3	1	-	2	-	-	-	-	-	-	2	-	-	-
Northport	7	5	2	-	-	2,500	5	5	-	-	-	-	-	-	-	-	-	-	-	-
Palermo	9	8	2	-	-	3,400	8	8	-	-	-	5	-	-	-	-	1	-	-	-
Prospect	6	6	5	-	-	4,000	6	4	-	2	-	4	-	-	-	1	-	5	1	35
Searsport	9	7	6	-	-	3,000	7	2	-	2	-	-	-	-	-	-	7	-	-	-
Searsport	6	6	6	-	-	30,950	9	5	-	4	-	9	-	-	-	-	-	5	2	30
Stockton Springs	8	6	6	-	-	5,250	8	5	-	3	-	5	1	-	-	-	-	3	-	-
Swanville	6	5	6	-	-	3,000	5	5	-	-	-	5	-	-	-	-	-	-	2	150
Thorndike	6	6	6	-	-	1,800	5	5	-	1	-	-	-	-	-	-	-	6	4	70
Troy	11	11	8	-	-	3,100	9	9	-	-	-	-	-	-	-	-	-	7	2	-
Unity	7	6	6	-	-	3,500	7	5	-	2	-	2	1	-	-	1	2	5	4	50
Waldo	6	4	4	-	-	1,000	4	4	-	-	-	1	-	-	1	-	-	4	2	50
Winterport	10	9	9	-	-	5,000	11	6	-	5	-	11	-	-	-	-	-	5	5	100
Total	193	166	137	-	-	\$151,100	188	129	5	41	13	89	9	-	4	10	50	52	33	\$742

APPENDIX.

Lubec.....	13	13	10	-	-	30,000	21	10	-	4	7	-	11	-	-	-	-	14	1	-
Machias.....	8	8	6	-	-	11,500	10	-	-	10	-	-	10	-	-	-	-	7	6	-
Machiasport.....	7	4	2	-	-	4,500	9	5	-	2	2	-	4	-	-	-	-	5	2	-
Marion.....	1	1	1	-	-	500	1	1	-	-	-	-	-	-	-	-	-	-	-	-
Marshfield.....	2	-	2	-	-	500	2	2	-	-	-	-	1	-	1	-	-	-	1	-
Melldybemps.....	1	1	1	-	-	3,000	1	-	-	1	-	-	-	-	-	-	-	1	-	-
Milbridge.....	10	8	9	-	-	8,000	14	7	-	2	5	-	14	-	1	-	1	-	2	-
Northfield.....	1	1	1	-	-	450	1	1	-	-	-	-	-	-	-	-	-	-	-	-
Pembroke.....	12	8	5	-	-	10,000	14	10	-	-	4	-	1	1	-	1	-	5	2	-
Perry.....	9	9	9	-	-	10,000	9	9	-	-	-	-	-	-	-	-	-	9	2	2
Princeton.....	6	6	2	-	-	15,000	8	3	-	-	5	-	3	-	-	-	-	-	6	-
Robbinston.....	6	3	2	-	-	4,000	6	6	-	-	-	-	-	-	1	-	-	-	-	-
Roque Bluffs.....	2	1	-	-	-	450	1	1	-	-	-	-	-	-	-	-	-	-	1	-
Steuben.....	11	10	10	-	-	4,750	11	9	-	-	2	-	7	-	-	1	1	4	-	-
Talmadge.....	1	1	-	-	-	500	1	1	-	-	-	-	-	-	-	-	-	1	-	-
Topsfield.....	3	3	3	-	-	1,200	3	2	-	-	1	-	-	-	-	-	-	-	-	-
Trescott.....	5	4	5	-	-	2,800	5	5	-	-	-	-	-	-	-	1	-	-	1	-
Vanceboro.....	3	3	2	-	-	8,000	4	1	-	-	3	-	3	-	-	-	-	1	1	-
Waite.....	2	2	-	-	-	450	2	2	-	-	-	-	-	-	-	-	-	2	-	-
Wesley.....	4	4	3	-	-	2,500	4	4	-	-	-	-	-	-	-	-	-	-	1	-
Whiting.....	5	5	5	-	-	2,030	5	4	-	-	-	-	-	-	-	-	-	-	-	-
Whitneyville.....	1	1	1	-	-	2,030	2	-	-	2	-	-	2	-	-	-	-	-	-	-
PLANTATIONS.																				
Codyville.....	1	1	1	-	-	50	1	1	-	-	-	-	-	-	-	-	-	-	-	-
Grand Lake Stream	2	2	2	-	-	1,000	3	1	-	-	2	-	-	-	1	1	3	-	-	-
No. 14.....	2	2	-	-	-	600	2	2	-	-	-	-	-	1	-	-	-	-	-	-
No. 21.....	1	1	1	-	-	600	1	1	-	-	-	-	-	-	-	-	-	-	-	-
Total.....	250	211	187	1	\$1,600	\$288,450	303	164	17	81	47	166	6	8	11	8	54	51	51	\$2,697

YORK COUNTY.

PUBLIC SCHOOLS.

TOWNS.	SCHOOLHOUSES.					Estimated value of all school property in town.	SCHOOLS.											Value of improvements not paid for by town.	
	Number in town.	Number in good condition.	Number supplied with flags.	Number built during year.	Cost of same.		Number in town.	Number of one-room rural.	Number of rural having more than one room.	Number of village.	Number of city.	Number of graded.	Number suspended.	Number discontinued.	Number discontinued by failure to maintain an average of eight.	Number so failing continued by vote of town.	Number not using course of study.		Number having S. I. L. M. branches.
Acton	9	8	0	-	-	\$3,350	2	7	1	-	-	-	1	-	4	-	-	1	\$40
Alfred	6	3	0	-	-	16,000	4	7	2	-	2	-	-	-	-	-	-	1	25
Berwick	13	11	0	-	-	12,000	12	10	2	-	6	-	-	-	1	0	-	5	150
Biddeford	20	16	14	-	-	165,000	33	18	-	26	26	2	2	2	1	-	9	4	400
Buxton	14	6	13	-	-	8,500	13	9	4	-	-	-	-	-	-	-	-	13	676
Cornish	6	6	3	-	-	7,000	6	3	3	-	6	-	1	-	-	-	-	2	70
Dayton	4	4	4	-	-	2,000	4	4	-	-	-	-	-	-	1	-	-	-	-
Eliot	8	8	2	-	-	4,500	9	7	2	2	2	-	-	-	-	-	-	3	60
Hollis	11	7	6	1	\$1,515	4,500	13	9	4	-	-	-	-	-	-	9	-	1	20
Kennebunk	8	7	0	-	-	12,000	13	7	5	-	13	-	-	-	-	-	-	6	587
Kennebunkport	13	6	9	-	-	12,000	14	7	2	-	11	-	-	-	1	-	-	4	364
Kittery	6	6	6	-	-	35,000	13	-	5	-	13	-	2	-	-	-	-	5	300
Lebanon	15	14	0	-	-	13,000	13	11	1	-	-	-	-	-	-	13	-	-	300
Limerick	4	4	0	-	-	5,000	4	4	3	-	-	-	-	-	-	-	2	3	46
Limington	9	9	0	-	-	4,000	6	4	-	-	8	-	-	-	1	-	2	2	30
Lyman	9	9	0	-	-	5,900	6	6	1	-	2	-	-	-	-	-	-	-	50
Newfield	4	4	4	-	-	5,000	4	4	-	-	-	-	1	1	1	-	-	2	50
North Berwick	15	5	0	-	-	25,000	11	6	5	5	5	-	1	1	-	-	1	5	169
Old Orchard	2	2	0	-	-	4,500	4	4	4	-	-	-	-	-	-	-	-	4	150
Parsonsfield	12	9	0	-	-	3,600	9	7	2	-	9	-	-	-	1	-	-	1	50
Saco	12	11	9	-	-	70,000	20	7	-	23	20	1	1	-	-	-	-	8	600
Sanford	16	7	11	-	-	69,000	32	6	26	-	32	-	-	-	-	-	-	27	800

Shapleigh	7	7	7	-	-	5,000	7	2	1	4	-	-	-	-	1	7	-	-		
South Berwick	14	12	11	-	-	10,000	14	6	-	8	-	8	1	-	1	-	-	1		
Waterboro	12	12	12	-	-	4,000	11	7	-	4	-	-	3	1	5	-	-	1		
Wells	16	16	14	-	-	15,000	15	11	-	4	-	15	-	-	-	-	4	1		
York	15	13	12	-	-	47,000	16	10	-	6	-	6	-	-	-	-	2	6		
Total	284	224	200	1	\$1,515	\$586,350	330	160	9	112	49	195	10	10	10	18	52	23	107	\$5,167

SUMMARY.

COUNTIES.																								
Androscoggin	169	145	143	2	\$2,433	\$593,700	269	114	8	49	98	152	1	1	1	6	22	35	37	\$3,758				
Aroostook	496	408	319	10	46,820	651,285	572	419	25	128	-	173	13	15	17	12	112	22	99	3,513				
Cumberland	295	265	249	-	-	1,607,860	544	158	13	91	282	398	1	3	8	16	82	25	105	11,861				
Franklin	147	122	106	3	2,139	196,962	153	91	3	59	-	61	6	2	5	20	32	17	34	1,783				
Hancock	258	228	191	2	7,000	524,950	287	164	16	94	13	185	7	8	11	13	39	69	46	2,146				
Kennebec	257	238	203	2	2,700	616,706	330	156	7	62	105	175	3	4	8	14	46	68	116	6,514				
Knox	136	127	112	-	-	223,600	161	76	9	52	24	84	3	4	7	6	20	41	18	1,358				
Lincoln	144	131	78	-	-	110,950	141	101	3	37	-	56	6	4	7	11	53	13	34	1,685				
Oxford	271	234	213	2	2,588	285,470	281	171	5	105	-	141	11	16	14	32	77	94	91	3,357				
Penobscot	410	356	313	3	41,055	1,021,538	538	264	4	117	153	289	14	17	17	15	74	73	87	4,044				
Piscataquis	125	111	92	-	-	165,336	145	82	-	63	-	103	5	-	1	11	21	35	30	1,451				
Sagadahoc	95	82	69	2	17,711	260,100	130	60	2	19	49	81	2	1	2	6	22	8	26	2,250				
Somerset	250	186	183	2	19,202	353,700	267	159	2	106	-	160	13	6	14	20	36	52	40	1,487				
Waldo	193	166	137	-	-	151,100	188	129	5	41	13	89	9	-	4	10	50	52	33	7,42				
Washington	250	211	187	1	1,600	288,450	309	164	17	81	47	166	6	8	11	8	54	51	51	2,697				
York	284	224	200	1	1,515	586,350	330	160	9	112	49	195	10	10	10	18	52	23	107	5,167				
Total	3,780	3,234	2,795	30	\$144,763	\$7,638,057	4,645	2,468	128	1,216	833	2,508	110	99	137	218	792	678	954	\$53,813				

APPENDIX.

TABLE No III.
COMMON SCHOOL STATISTICS.
Showing Facts Regarding Teachers in Common Schools for Year Ending April 1, 1911.

ANDROSCOGGIN COUNTY.

TOWNS.	Number male teachers employed.	Number female teachers employed.	Average wages male teachers per month.	Average wages female teachers per week.	Number continued in same school for year.	Number having previous experience.	Per cent of experienced teachers to whole number.	Number graduates of normal or training school.	Number holding State certificates.	Number who have attended teachers' meetings.	Number who have attended summer schools.
Auburn	3	60	\$133 33	\$12 71	44	63	1.00	63	63	63	8
Durham	4	20	31 00	7 57	7	21	.87	3	3	1	-
East Livermore	6	19	46.67	9 77	11	25	1.00	15	3	18	3
Greene	7	7	-	7 33	3	6	.85	-	1	2	-
Leeds	3	15	26 00	7 24	2	13	.72	-	2	9	2
Lewiston	16	93	93 33	13 72	63	77	.70	59	10	77	2
Lisbon	5	39	80 00	9 50	18	32	.72	7	2	35	3
Livermore	-	16	-	8 33	3	13	.81	-	3	8	-
Mechanic Falls	-	8	-	9 12	8	6	.75	1	-	5	-
Minot	2	8	36 00	7 30	2	9	.90	2	1	8	-
Poland	8	18	36 00	9 00	9	21	.80	2	2	-	-
Turner	2	24	38 00	8 15	6	13	.50	2	5	14	1
Wales	1	9	45 00	7 61	2	7	.70	-	-	5	-
Webster	3	9	60 00	8 50	4	7	.66	3	1	8	3
Total	53	345	\$56 84	\$ 8 98	182	314	.78	157	95	253	27

PUBLIC SCHOOLS.

AROOSTOOK COUNTY.

Amity	1	9	\$36 00	\$7 35	-	9	.90	2	1	-	-	-	-	-	-	-	-	-	-	
Ashland	1	17	40 00	9 33	13	14	.77	4	-	-	-	-	-	-	-	-	-	-	18	3
Bancroft	-	6	-	8 35	1	6	1.00	-	-	-	-	-	-	-	-	-	-	-	-	-
Benedicta	-	7	-	8 96	1	6	.85	-	-	-	-	-	-	-	-	-	-	-	2	2
Blaine	1	13	40 00	9 03	1	13	.92	5	5	5	5	5	5	5	5	5	5	5	12	1
Bridgewater	4	13	42 50	9 80	3	16	.94	5	5	5	5	5	5	5	5	5	5	5	15	3
Caribou	4	37	40 00	9 20	29	37	.90	16	22	22	22	22	22	22	22	22	22	22	41	12
Castle Hill	4	8	37 00	9 69	1	10	.83	3	6	6	6	6	6	6	6	6	6	6	9	-
Crystal	-	9	-	8 75	1	8	.88	-	4	4	4	4	4	4	4	4	4	4	4	2
Dyer Brook	1	10	42 00	9 00	1	9	.80	3	3	3	3	3	3	3	3	3	3	3	2	-
Easton	4	20	40 00	9 37	1	14	.58	8	9	9	9	9	9	9	9	9	9	9	24	4
Fort Fairfield	11	48	47 00	9 70	21	34	.57	19	28	28	28	28	28	28	28	28	28	28	59	7
Fort Kent	2	25	31 50	7 17	21	23	.85	18	22	22	22	22	22	22	22	22	22	22	20	20
Frenchville	4	17	32 00	6 85	8	16	.76	2	7	7	7	7	7	7	7	7	7	7	1	1
Grand Isle	3	15	30 70	6 00	6	17	.94	6	9	9	9	9	9	9	9	9	9	9	5	2
Haynesville	1	5	40 00	7 62	1	6	1.00	-	-	-	-	-	-	-	-	-	-	-	1	1
Hersey	1	3	24 00	8 00	1	4	1.00	-	-	-	-	-	-	-	-	-	-	-	1	-
Hodgdon	-	14	-	10 00	4	12	.85	1	2	2	2	2	2	2	2	2	2	2	1	1
Houlton	2	37	76 00	11 30	15	39	1.00	9	39	39	39	39	39	39	39	39	39	39	30	3
Island Falls	-	12	-	11 00	5	10	.83	4	6	6	6	6	6	6	6	6	6	6	11	1
Limestone	3	11	50 00	9 61	10	12	.85	4	6	6	6	6	6	6	6	6	6	6	14	5
Linneus	4	11	42 00	8 50	4	15	1.00	6	6	6	6	6	6	6	6	6	6	6	2	2
Littleton	-	16	-	9 44	-	16	1.00	1	8	8	8	8	8	8	8	8	8	8	3	3
Ludlow	2	5	38 80	9 70	1	7	1.00	-	-	-	-	-	-	-	-	-	-	-	18	3
Madawaska	5	22	27 00	5 92	13	22	.81	17	2	2	2	2	2	2	2	2	2	2	8	8
Mapleton	1	18	40 00	9 02	2	17	.89	2	8	8	8	8	8	8	8	8	8	8	14	-
Mars Hill	3	19	44 00	10 00	4	20	.90	1	7	7	7	7	7	7	7	7	7	7	21	2
Masardis	3	8	53 33	9 30	1	10	.90	1	3	3	3	3	3	3	3	3	3	3	4	4
Monticello	1	16	36 00	8 75	4	14	.82	2	3	3	3	3	3	3	3	3	3	3	4	-
New Limerick	1	7	44 00	8 41	-	6	.75	-	2	2	2	2	2	2	2	2	2	2	4	-
New Sweden	1	12	34 00	8 65	5	11	.84	-	5	5	5	5	5	5	5	5	5	5	12	-
Oakfield	2	13	38 34	9 28	-	13	.86	-	1	1	1	1	1	1	1	1	1	1	12	-
Orient	-	2	-	8 75	2	1	.50	-	-	-	-	-	-	-	-	-	-	-	-	-
Perham	-	12	-	8 85	2	9	.75	-	3	3	3	3	3	3	3	3	3	3	-	-
Portage	4	3	57 33	10 00	-	7	1.00	3	4	4	4	4	4	4	4	4	4	4	3	-
Presque Isle	1	41	60 00	11 42	13	42	1.00	35	7	7	7	7	7	7	7	7	7	7	42	10
Sherman	1	15	48 00	9 40	-	13	.81	2	6	6	6	6	6	6	6	6	6	6	10	4
Smyrna	1	8	42 00	8 46	-	7	.77	-	-	-	-	-	-	-	-	-	-	-	-	-
St. Agatha	3	14	28 00	6 00	8	14	.82	1	8	8	8	8	8	8	8	8	8	8	13	-

APPENDIX.

AROOSTOOK COUNTY—CONCLUDED.

Towns.	Number male teachers employed.	Number female teachers employed.	Average wages male teachers per month.	Average wages female teachers per week.	Number continued in same school for year.	Number having previous experience.	Per cent of experienced teachers to whole number.	Number graduates of normal or training school.	Number holding State certificates.	Number who have attended teachers' meetings.	Number who have attended summer schools.
Van Buren	2	24	\$45 00	\$6 75	16	22	.84	-	21	22	-
Washburn	4	12	44 00	9 34	2	16	1.00	6	10	15	1
Westfield	-	9	-	8 75	-	8	.88	-	2	-	-
Weston	2	4	38 50	8 23	1	5	.83	1	-	-	-
Woodland	4	15	44 00	9 06	7	18	.94	7	7	19	2
PLANTATIONS.											
Allagash	-	-	-	-	-	-	-	-	-	-	-
Cary	1	6	38 00	8 50	-	7	1.00	5	-	-	-
Caswell	2	11	40 00	9 00	-	11	.84	3	4	-	-
Chapman	-	10	-	8 00	1	5	.50	-	1	-	-
Connor	1	6	36 00	8 00	1	5	.71	2	2	2	2
Cyr	-	8	-	6 00	4	7	.87	-	-	6	-
E	-	3	-	8 00	1	2	.66	1	-	-	-
Eagle Lake	1	18	38 00	8 26	4	14	.73	9	2	9	-
Garfield	-	3	-	7 00	-	-	-	-	-	1	-
Gleawood	1	5	32 00	8 16	-	4	.66	2	1	-	-
Hamlin	-	6	-	7 00	4	6	1.00	1	1	5	-
Hammond	-	2	-	8 50	-	1	.50	-	-	-	-
Macwahoc	-	3	-	8 00	-	3	1.00	-	-	1	-
Merrill	1	3	52 00	10 00	-	2	.50	1	1	1	-
Moro	2	3	41 00	9 41	-	5	1.00	-	3	3	2
Nashville	-	4	-	10 00	-	4	1.00	4	4	3	1
New Canada	-	4	-	8 44	4	4	1.00	4	4	4	4

4

Oxbow	-	4	-	11 00	-	4	1.00	4	-	-	-	-
Reed	2	10	35 60	8 90	2	8	.66	-	1	-	2	-
Silver Ridge	-	3	-	10 00	3	3	1.00	3	3	-	2	-
St. Francis	1	6	40 00	9 05	5	5	.71	4	4	-	5	5
St. John	1	3	40 00	8 00	3	4	1.00	3	3	-	4	4
Stockholm	-	7	-	11 50	3	6	.85	2	4	-	7	-
Wade	4	7	36 50	9 25	-	9	.81	-	1	11	2	2
Wallagrass	1	7	40 00	7 50	6	7	.87	1	2	4	4	4
Westmanland	-	2	-	11 00	-	2	1.00	-	-	-	-	-
Winterville	-	5	-	6 80	1	4	.80	1	1	2	-	-
Total	110	791	\$40 89	8 76	271	760	.84	254	341	533	111	

CUMBERLAND COUNTY.

Baldwin	-	5	-	\$8 06	3	3	.60	-	1	3	-	-
Bridgton	-	20	-	10 93	12	19	.93	14	15	20	-	1
Brunswick	-	37	-	10 50	26	27	.72	16	14	31	-	3
Cape Elizabeth	-	6	-	9 62	3	4	.66	2	2	-	-	-
Casco	1	14	\$32 00	6 98	1	11	.73	1	-	-	-	-
Cumberland	-	14	-	9 41	5	11	.78	3	-	3	-	2
Falmouth	3	17	50 00	8 42	3	19	.85	4	2	7	-	2
Freeport	3	21	51 66	8 26	11	22	.81	4	6	21	-	-
Gorham	-	28	-	10 00	11	18	.64	15	5	22	-	2
Gray	-	12	-	7 62	5	5	.41	-	-	-	-	-
Harpwell	6	17	37 00	8 04	8	21	.91	8	10	-	-	-
Harrison	1	10	40 00	8 44	7	7	.63	2	3	11	-	1
Naples	1	10	41 00	7 10	3	9	.81	3	1	3	-	-
New Gloucester	3	9	36 00	8 50	2	12	1.00	3	1	-	-	-
North Yarmouth	1	8	40 00	9 42	3	9	1.00	4	4	7	-	-
Otisfield	1	9	28 00	7 00	3	9	.90	2	1	3	-	-
Portland	12	260	140 80	15 14	237	246	.90	199	41	272	-	5
Pownal	1	9	32 00	7 80	6	10	1.00	-	-	2	-	-
Raymond	-	8	-	9 33	1	7	.87	-	2	-	-	-

APPENDIX.

CUMBERLAND COUNTY—CONCLUDED.

TOWNS.	Number male teachers employed.	Number female teachers employed.	Average wages male teachers per month.	Average wages female teachers per week.	Number continued in same school for year.	Number having previous experience.	Per cent of experienced teachers to whole number.	Number graduates of normal or training school.	Number holding State certificates.	Number who have attended teachers' meetings.	Number who have attended summer schools.
Scarboro.....	1	12	-	8 38	9	11	.91	2	2	7	-
Sebago.....	1	14	-	6 43	1	10	.71	14	2	3	-
South Portland.....	1	44	88 44	10 81	43	43	.95	39	9	45	45
Standish.....	1	19	48 00	8 71	4	20	1.00	14	16	17	1
Westbrook.....	4	37	127 74	12 48	24	34	.82	30	10	35	4
Windham.....	2	19	54 00	8 90	7	21	1.00	7	-	-	-
Yarmouth.....	2	20	68 00	8 26	9	20	.90	4	6	20	-
Total.....	43	679	\$57 16	\$9 02	447	628	.86	390	153	532	66

FRANKLIN COUNTY.

Avon.....	-	6	-	\$7 40	4	4	.66	-	-	4	-
Carthage.....	-	10	-	7 00	1	7	.70	-	-	-	-
Chesterville.....	2	8	\$33 00	7 86	-	8	.80	2	2	3	2
Eustis.....	2	6	72 00	11 00	4	4	.50	-	-	6	-
Farmington.....	2	28	63 20	9 20	7	25	.83	12	10	30	1
Freeman.....	-	7	-	6 80	3	5	.71	1	1	2	-
Industry.....	1	11	36 00	8 45	2	10	.83	3	1	3	-
Jay.....	5	26	40 00	9 24	19	14	.45	4	2	11	3
Kingfield.....	-	10	-	8 50	2	9	.90	1	1	6	-
Madrid.....	-	6	-	7 66	1	6	1.00	-	-	-	-
New Sharon.....	1	12	36 00	7 50	3	12	.92	3	1	4	1
New Vineyard.....	2	9	33 00	8 56	3	7	.63	-	-	-	-
Phillips.....	1	17	66 67	10 17	8	18	1.00	9	1	13	-
Rangeley.....	2	15	38 00	10 17	4	12	.70	8	3	4	1
Salem.....	-	4	-	7 33	-	-	-	-	-	3	-
Strong.....	1	8	20 00	8 80	2	9	1.00	4	3	6	-
Temple.....	2	5	36 00	7 00	1	5	.71	3	1	2	1
Weld.....	1	6	36 00	7 22	5	7	1.00	-	1	1	-
Wilton.....	1	19	32 00	10 59	7	18	.90	10	7	20	2
PLANTATIONS.											
Coplin.....	-	2	-	8 66	-	2	1.00	-	-	-	-
Dallas.....	2	4	33 50	8 87	-	4	.66	3	-	-	-
Lang.....	1	5	36 00	8 83	-	3	.50	-	-	-	-
Rangeley.....	-	6	-	10 92	-	5	.83	2	1	4	2
Sandy River.....	-	3	-	10 00	-	3	1.00	-	-	1	1
Total.....	26	233	\$40 75	\$8 65	76	197	.75	67	35	122	14

APPENDIX.

HANCOCK COUNTY.

Towns.	Number male teachers employed.	Number female teachers employed.	Average wages male teachers per month.	Average wages female teachers per week.	Number continued in same school for year.	Number having previous experience.	Per cent of experienced teachers to whole number.	Number graduates of normal or training school.	Number holding State certificates.	Number who have attended teachers' meetings.	Number who have attended summer schools.
Amherst.....	2	4	\$32 00	\$8 41	-	4	.66	1	1	-	-
Aurora.....	2	-	36 00	-	-	-	-	1	-	-	-
Bluehill.....	2	23	46 00	8 16	-	23	.92	1	19	-	10
Brooklin.....	3	7	40 00	9 28	7	9	.90	1	8	-	3
Brooksville.....	4	14	34 00	7 50	-	12	.68	4	9	-	2
Bucksport.....	-	23	-	10 80	6	22	.95	4	4	-	2
Castine.....	2	8	36 00	11 70	3	7	.70	5	2	-	3
Cranberry Isles.....	-	12	-	9 00	-	12	1.00	10	3	-	5
Dedham.....	-	6	-	6 75	2	6	1.00	3	-	-	2
Deer Isle.....	2	15	40 00	9 50	13	12	.70	2	8	-	16
Eastbrook.....	-	7	-	6 50	2	6	.85	2	-	-	-
Eden.....	4	35	88 20	13 18	18	38	.97	19	13	-	30
Ellsworth.....	1	22	36 00	8 57	17	19	.82	-	22	-	15
Franklin.....	4	13	49 60	9 15	4	17	1.00	-	2	-	7
Gouldsboro.....	3	18	43 00	8 68	4	12	.90	1	3	-	2
Hancock.....	2	10	50 00	8 85	1	19	1.00	2	4	-	2
Isle au Haut.....	-	7	-	8 50	-	7	1.00	1	3	-	3
Lamoine.....	1	8	42 00	8 80	1	8	.88	1	3	-	5
Mariaville.....	-	4	-	8 50	-	4	1.00	2	1	-	-
Mt. Desert.....	-	20	-	10 50	10	17	.85	8	4	-	10
Orland.....	-	17	-	8 06	4	15	.88	-	3	-	2
Otis.....	-	2	-	8 00	-	2	1.00	-	2	-	1
Penobscot.....	-	12	-	8 00	5	11	.91	4	-	-	-
Sedgwick.....	2	16	37 67	9 30	1	17	.94	3	11	-	6
Sorrento.....	1	4	38 00	10 50	-	5	1.00	1	2	-	-

PUBLIC SCHOOLS.

Southwest Harbor	-	10	-	9 66	2	9	.90	-	3	5	-
Stonington	-	16	-	10 44	7	7	.43	-	8	14	-
Sullivan	1	13	52 00	9 33	8	13	.92	5	5	6	1
Surry	2	9	35 74	7 18	3	10	.90	2	1	8	-
Swans Island	6	4	40 00	8 50	3	7	.70	-	-	-	-
Tremont	1	15	44 00	8 25	4	14	.87	-	4	3	-
Trenton	-	4	-	8 16	2	4	1.00	-	1	-	-
Verona	-	4	-	6 56	-	3	.75	-	-	2	-
Waltham	-	3	-	8 32	1	3	1.00	-	-	-	-
Winter Harbor	-	4	-	11 00	3	4	1.00	-	1	3	-
PLANTATIONS.											
Long Island	-	2	-	10 33	-	2	1.00	2	-	-	-
No. 3	-	2	-	8 50	2	-	-	1	-	1	1
Moose Hill, formerly No. 21	-	1	-	7 50	1	1	1.00	-	-	-	-
Great Pond, formerly No. 33	-	2	-	7 64	-	2	1.00	-	-	-	-
Total	45	396	\$43 16	\$3 88	137	383	.86	86	148	164	29

KENNEBEC COUNTY.

Albion	1	10	\$28 00	\$9 00	5	10	.99	3	3	8	-
Augusta	4	60	100 00	11 89	35	43	.67	27	20	47	-
Belgrade	1	13	36 00	7 55	1	10	.71	-	-	8	-
Benton	1	13	32 00	7 75	5	11	.78	1	3	12	2
Chelsea	-	13	-	7 90	3	12	.92	-	1	-	-
China	1	14	45 00	7 43	5	13	.86	-	-	12	-
Clinton	-	19	-	7 80	3	11	.57	-	3	-	-
Farmingdale	-	7	-	9 03	5	5	.71	2	2	4	3
Fayette	1	12	32 00	8 00	2	11	.84	3	2	1	1
Gardiner	1	30	83 33	11 86	21	31	1.00	16	15	28	8
Hallowell	-	17	-	9 95	8	12	.70	7	3	17	1
Litchfield	1	13	30 00	7 22	6	8	.57	1	3	2	-
Manchester	-	5	-	8 62	3	5	1.00	1	2	5	-

APPENDIX.

KENNEBEC COUNTY—CONCLUDED.

TOWNS.	Number male teachers employed.	Number female teachers employed.	Average wages male teachers per month.	Average wages female teachers per week.	Number continued in same school for year.	Number having previous experience.	Per cent of experienced teachers to whole number.	Number graduates of normal or training school.	Number holding State certificates.	Number who have attended teachers' meetings.	Number who have attended summer schools.
Monmouth.....	-	11	-	\$3 46	7	11	1.00	2	2	3	1
Mt. Vernon.....	-	14	-	7 22	2	14	1.00	-	2	7	-
Oakland.....	-	16	-	9 63	4	11	.68	3	2	11	-
Pittston.....	1	8	\$32 00	8 00	5	9	1.00	2	2	7	4
Randolph.....	-	5	-	11 10	3	4	.80	3	2	-	-
Readfield.....	-	13	-	8 44	4	12	.92	2	5	3	2
Rome.....	-	2	-	7 00	2	2	1.00	-	-	-	-
Sidney.....	2	16	28 00	7 00	6	14	.77	-	-	-	-
Vassalboro.....	2	16	56 00	9 05	4	16	.88	4	11	15	-
Vienna.....	1	6	33 00	6 77	-	6	.85	1	-	1	1
Waterville.....	1	54	88 88	13 19	20	53	.96	12	19	55	-
Wayne.....	-	6	-	9 12	2	6	1.00	1	3	4	-
West Gardiner.....	-	11	-	7 50	4	7	.63	2	2	5	-
Winsor.....	1	7	40 00	7 66	4	8	1.00	2	3	1	-
Winslow.....	2	17	39 00	8 90	11	18	.94	4	3	19	2
Winthrop.....	1	22	48 00	8 54	2	16	.69	8	3	23	-
Unity Pl.....	-	2	-	6 50	-	1	.50	-	-	-	-
Total.....	22	452	\$46 95	\$3 60	182	390	.82	107	116	298	25

KNOX COUNTY.

Appleton	2	14	\$34 00	\$8 40	2	12	.75	2	2	4	-
Camden	-	15	-	11 05	11	15	1.00	6	11	15	-
Cushing	1	9	28 00	7 14	1	6	.60	-	-	-	-
Friendship	1	8	49 50	8 05	3	6	.66	-	2	2	3
Hope	1	8	28 00	6 86	1	5	.55	1	1	2	-
Hurricane Isle	-	4	-	12 50	-	4	1.00	4	4	4	-
North Haven	-	6	-	9 12	3	6	1.00	1	3	-	-
Rockland	-	30	-	11 56	28	30	1.00	12	7	29	-
Rockport	2	14	68 00	7 90	9	10	.62	3	3	10	2
South Thomaston	-	9	-	8 55	7	9	1.00	1	1	7	1
St. George	4	18	36 00	7 50	7	18	.81	4	-	10	-
Thomaston	1	13	80 00	9 45	10	14	1.00	5	4	11	1
Union	1	13	30 00	7 42	5	13	.92	2	3	14	-
Vinalhaven	-	23	-	10 75	5	21	.91	9	10	15	-
Warren	1	20	28 00	7 30	5	16	.76	4	5	21	-
Washington	1	10	32 00	7 75	3	10	.90	-	-	-	-
Criehaven Pl.	-	1	-	7 50	1	1	1.00	1	1	1	-
Matinicus Isle Pl.	-	3	-	11 50	-	3	1.00	3	1	-	-
Muscle Ridge Pl.	-	no returns.		-	-	-	-	-	-	-	-
Total	15	218	\$41 35	\$8 90	101	199	.85	58	58	145	7

APPENDIX.

LINCOLN COUNTY.

Towns.	Number male teachers employed.	Number female teachers employed.	Average wages male teachers per month.	Average wages female teachers per week.	Number continued in same school for year.	Number having previous experience.	Per cent of experienced teachers to whole number.	Number graduates of normal or training school.	Number holding State certificates.	Number who have attended teachers' meetings.	Number who have attended summer schools.
Alna	1	5	\$32 00	\$7 25	4	6	1.00	-	1	-	4
Boothbay	6	12	40 00	8 61	8	17	.94	3	4	-	15
Boothbay Harbor	1	16	42 00	9 58	15	17	1.00	3	5	-	16
Bremen	1	9	32 00	7 50	1	5	.50	6	-	-	3
Bristol	6	14	45 00	7 84	6	17	.85	-	1	-	1
Damariscotta	1	6	52 00	9 75	1	5	.71	1	2	-	2
Dresden	1	7	40 00	8 00	4	5	.62	-	1	-	6
Edgecomb	-	7	-	8 50	-	6	.85	3	3	-	5
Jefferson	5	15	34 00	7 95	4	18	.90	3	4	-	6
Newcastle	-	13	-	8 27	3	3	.23	1	4	-	6
Nobleboro	1	9	40 00	6 60	2	6	.60	4	-	-	7
Somerville	1	4	26 00	7 31	1	4	.80	-	-	-	-
Southport	-	7	-	10 00	-	6	.85	-	5	-	-
Waldoboro	-	25	-	6 25	13	13	.52	2	1	-	15
Westport	-	3	-	7 50	1	3	1.00	2	-	-	-
Whitefield	-	10	-	8 00	4	10	1.00	-	2	-	-
Wiscasset	1	9	28 00	7 70	4	10	1.00	-	2	-	10
Monhegan Pl.	-	3	-	10 17	-	-	-	-	-	-	-
Total	25	174	\$37 36	\$8 15	71	151	.75	28	35	97	11

OXFORD COUNTY.

Albany	-	8	-	\$6 16	4	5	.62	2	-	-	-	-	-
Andover	2	8	\$36 00	8 32	4	4	.40	-	-	-	-	-	-
Bethel	1	15	46 00	7 50	6	13	.80	-	-	-	-	8	-
Brownfield	2	7	30 50	7 94	3	8	.88	-	-	3	-	5	-
Buckfield	2	13	28 00	7 36	4	11	.73	-	-	1	-	5	-
Byron	2	-	36 00	-	-	-	-	-	-	-	-	-	1
Canton	-	8	-	9 42	4	7	.87	2	-	3	-	3	-
Denmark	1	7	26 00	7 67	4	4	.50	-	-	-	-	1	-
Dixfield	-	14	-	8 80	2	8	.57	-	-	2	-	12	1
Fryeburg	-	17	-	8 11	6	12	.70	5	-	7	-	4	-
Gilead	-	2	-	8 50	-	1	.50	-	-	-	-	-	-
Grafton	-	1	-	8 00	-	1	1.00	-	-	-	-	-	-
Greenwood	-	15	-	7 63	5	13	.86	-	-	5	-	10	-
Hanover	1	2	34 00	8 50	1	1	.33	-	-	-	-	2	-
Hartford	1	11	30 00	7 22	3	8	.66	-	-	1	-	4	-
Hebron	-	16	-	8 19	1	13	.81	-	-	1	-	2	-
Hiram	-	6	-	8 50	4	6	1.00	3	-	4	-	6	2
Lovell	1	7	45 33	6 75	2	7	.87	-	-	-	-	-	-
Mason	-	1	-	8 06	1	1	1.00	-	-	-	-	-	-
Mexico	-	24	-	10 91	7	16	.66	10	-	13	-	24	2
Newry	-	4	-	8 81	2	2	.50	-	-	-	-	2	-
Norway	-	22	-	8 51	16	18	.81	-	-	8	-	8	-
Oxford	-	10	-	8 75	7	10	1.00	-	-	4	-	6	-
Paris	2	27	27 00	8 50	14	21	.72	-	-	10	-	-	-
Peru	1	13	40 00	8 31	4	13	.92	-	-	5	-	12	-
Porter	-	8	-	7 34	4	6	.75	-	-	1	-	3	-
Roxbury	1	10	40 00	8 06	1	9	.81	-	-	4	-	2	-
Rumford	5	37	94 00	11 62	28	28	.66	22	-	24	-	35	2
Stoneham	1	3	28 00	7 16	2	4	1.00	-	-	1	-	2	-
Stow	1	5	32 00	7 01	1	3	.50	-	-	-	-	-	-
Sumner	5	11	51 66	7 00	2	13	.81	-	-	1	-	3	-
Sweden	-	10	-	6 50	1	4	.40	-	-	1	-	1	-
Upton	1	5	45 62	8 83	-	3	.50	-	-	-	-	-	-
Waterford	1	8	38 00	7 50	6	7	.77	-	-	1	-	1	-
Woodstock	-	13	-	6 78	3	6	.46	-	-	-	-	-	-
Lincoln Pl.	-	1	-	12 00	1	1	1.00	-	-	1	-	-	-
Magalloway Pl.	2	1	50 00	10 00	1	2	.66	-	-	-	-	-	-
Milton Pl.	-	1	-	10 00	1	1	1.00	-	-	-	-	-	-
Total	33	371	\$38 84	\$8 28	152	290	.71	84	97	151	18		

APPENDIX.

PENOBSCOT COUNTY.

PUBLIC SCHOOLS.

TOWNS.	Number male teachers employed.	Number female teachers employed.	Average wages male teachers per month.	Average wages female teachers per week.	Number continued in same school for year.	Number having previous experience.	Per cent of experienced teachers to whole number.	Number graduates of normal or training school.	Number holding State certificates.	Number who have attended teachers' meetings.	Number who have attended summer schools.
Alton	-	6	-	\$7 15	-	6	1.00	-	-	-	-
Argyle	-	6	-	8 59	1	6	1.00	1	1	3	1
Bangor	2	125	\$161 11	14 40	108	110	.86	92	18	86	6
Bradford	-	12	-	8 73	5	12	1.00	1	1	-	-
Bradley	-	7	-	8 73	3	6	.85	2	4	7	-
Brewer	-	42	-	10 38	15	42	1.00	25	19	38	2
Burlington	2	6	34 00	7 25	3	7	.87	1	-	-	-
Carmel	3	11	30 00	7 00	2	9	.64	2	2	5	-
Carroll	1	9	30 00	7 11	4	5	.50	-	-	-	-
Charleston	1	12	40 00	8 64	4	13	1.00	-	-	-	-
Chester	-	11	-	7 75	2	11	1.00	-	-	-	-
Clifton	-	3	-	7 90	1	3	1.00	1	1	-	-
Corinna	-	23	-	8 18	1	23	1.00	2	11	10	-
Corinth	-	10	-	8 33	3	9	.90	1	7	19	-
Dexter	-	28	-	10 41	9	25	.89	6	4	-	1
Dixmont	3	9	30 66	6 40	1	8	.66	1	-	-	12
East Millinocket	2	7	60 00	12 00	3	4	.44	6	7	6	-
Eddington	-	11	-	9 46	1	11	1.00	4	7	11	5
Edinburg	-	1	-	7 00	1	1	1.00	-	-	-	-
Enfield	3	7	48 00	10 25	3	10	1.00	2	1	5	-
Etna	4	11	35 00	6 25	1	14	.82	-	-	1	-
Exeter	-	9	-	6 80	4	6	.66	-	2	6	-
Garland	-	10	-	7 58	5	9	.90	-	1	7	-

APPENDIX.

Glenburn	1	6	42 00	9 75	-	7	1.00	-	2	-	-	-	-	-	-	-	-	-	-
Greenbush		10	-	7 90	2	5	.50		2	3	5								
Greenfield		3	-	8 00	1	3	1.00		1	1	2								
Hampden	2	23	50 00	8 77	4	23	.92		5	9	25								
Hermoa	2	13	32 00	7 45	3	15	.71		1	1	15								
Holden		8	-	8 97	3	8	1.00		1	5	8								
Howland	1	4	60 00	9 25	3	5	1.00		-	-	3								
Hudson		7	-	8 78	2	5	.71		2	2	8								
Kenduskeag	1	2	64 00	11 00	1	7	1.00		2	2	2								
Kingman	1	8	50 62	8 70	4	10	.70		2	2	2								
Lagrange		10	-	9 43	-	9	1.00		1	1	2								
Lee	1	12	40 00	8 50	2	5	.63		2	3	6								
Levant		8	-	9 08	2	5	.62		3	2	8								
Lincoln	2	17	60 00	8 00	7	11	.56		6	4	10								
Lowell		6	-	7 11	2	3	.50		1	1	3								
Mattawamkeag		7	-	8 40	3	5	.71		2	2	2								
Maxfield		2	-	6 10	1	1	.50		-	-	1								
Medway		7	-	9 00	4	6	.85		1	3	6								
Milford		6	-	10 84	2	6	1.00		3	3	6								
Milnoeket		22	-	13 00	11	17	.77		17	18	12								
Mt. Chase		8	-	7 37	1	5	.62		-	-	8								
Newburg	2	8	43 00	7 20	2	9	.90		1	1	3								
Newport		13	-	9 55	6	13	1.00		-	-	8								
Old Town		35	-	10 50	20	35	1.00		12	10	35								
Orono	1	26	60 00	9 80	7	21	.77		4	16	27								
Orrington	1	19	42 00	8 00	2	19	.95		1	16	19								
Passadumkeag		6	-	8 75	3	6	1.00		-	-	5								
Patten		20	-	10 55	4	16	.80		8	10	8								
Plymouth		9	-	6 70	1	8	.88		-	-	1								
Prentiss	1	10	36 60	8 00	2	7	.63		2	2	2								
Springfield	1	4	32 00	7 33	-	3	.60		5	-	-								
Stetson		7	-	7 75	1	6	.85		-	-	1								
Veazie		5	-	9 67	1	5	1.00		5	3	5								
Winn	2	3	55 00	8 89	5	5	1.00		5	-	4								
Woodville	1	2	36 00	9 00	1	1	.33		5	-	-								
Drew Pl.	2	5	32 00	7 50	1	6	.85		-	-	3								
Grand Falls Pl.		2	-	7 50	-	2	1.00		-	-	-								
Lakeville Pl.	1	3	40 00	6 33	1	2	.50		1	-	-								
Seboeis Pl.		2	-	10 33	-	2	1.00		-	-	-								
Stacyville Pl.		10	-	8 97	-	10	1.00		1	2	-								
Webster Pl.		3	-	6 11	1	3	1.00		-	-	-								
Total	44	763	\$47 82	\$8 59	297	688	.85	243	213	442	57								

PISCATAQUIS COUNTY.

TOWNS.	Number male teachers employed.	Number female teachers employed.	Average wages male teachers per month.	Average wages female teachers per week.	Number continued in same school for year.	Number having previous experience.	Per cent of experienced teachers to whole number.	Number graduates of normal or training school.	Number holding State certificates.	Number who have attended teachers' meetings.	Number who have attended summer schools.
Abbot.....	-	14	-	\$8 48	3	12	.85	2	5	14	2
Atkinson.....	-	9	-	8 25	-	5	.55	4	-	-	-
Blanchard.....	-	5	-	9 50	-	5	1.00	1	1	-	-
Bowerbank.....	1	1	\$48 00	10 00	-	2	1.00	-	-	-	1
Brownville.....	-	25	-	9 08	4	20	.80	10	18	19	3
Dover.....	-	16	-	9 38	6	16	1.00	7	4	13	1
Foxcroft.....	1	11	60 00	9 20	10	10	.83	6	6	12	-
Greenville.....	-	13	-	12 33	3	13	1.00	10	10	7	3
Guilford.....	-	18	-	11 00	3	13	.72	3	4	5	1
Medford.....	-	6	-	7 75	1	6	1.00	-	-	-	-
Milo.....	-	24	-	9 56	8	19	.79	11	20	24	-
Monson.....	3	14	60 00	8 17	5	17	1.00	2	3	14	2
Orneville.....	-	4	-	8 30	1	2	.50	-	1	-	-
Parkman.....	-	12	-	7 50	-	11	.91	1	-	8	-
Sangerville.....	2	14	36 00	9 25	6	16	1.00	-	5	14	-
Sebec.....	2	9	34 00	8 00	-	9	.81	1	1	-	-
Shirley.....	1	4	48 00	9 16	3	3	.60	-	-	2	-
Wellington.....	-	9	-	6 86	3	3	.33	-	-	1	1
Williamsburg.....	-	4	-	7 25	-	3	.75	1	1	1	-
Willimantic.....	2	4	38 00	7 66	1	3	.50	-	-	1	-
Barnard Pl.....	1	1	36 00	9 00	-	2	1.00	1	1	-	-
Elliottsville Pl.....	-	4	-	7 50	-	3	.75	-	-	-	-
Kingsbury Pl.....	-	3	-	6 68	1	3	1.00	1	-	1	1
Lake View Pl.....	-	2	-	11 05	2	2	1.00	-	2	2	-
Total.....	13	226	\$45 00	\$8 78	60	198	.82	61	82	138	15

SAGADAHOC COUNTY.

Arrowsic	-	2	-	\$7 83	-	1	.50	-	-	-	-	-	-
Bath	5	62	\$115 75	11 20	40	65	.97	11	4	-	54	-	-
Bowdoin	1	20	24 00	6 58	4	9	.42	1	2	2	10	-	2
Bowdoinham	-	14	-	7 85	5	13	.92	2	2	2	14	-	-
Georgetown	-	10	-	9 52	2	9	.90	1	4	4	7	-	-
Perkins	1	2	26 40	6 00	-	3	1.00	2	1	1	3	-	-
Phippsburg	3	7	40 00	9 00	8	8	.80	-	5	5	3	-	-
Richmond	4	14	36 00	8 25	7	16	.88	1	-	-	16	-	-
Topsham	-	23	-	8 25	13	17	.73	5	6	6	23	-	-
West Bath	-	4	-	7 66	2	4	1.00	-	1	1	4	-	2
Woolwich	-	11	-	7 50	3	8	.72	3	-	-	-	-	2
Total	14	169	\$48 42	\$8 14	84	152	.83	26	25	25	134	-	6

SOMERSET COUNTY.

Anson	5	22	\$48 25	\$8 06	3	24	.88	2	4	4	27	-	-
Athens	1	12	30 00	7 42	6	9	.69	-	3	3	3	-	-
Bingham	-	11	-	9 20	6	9	.81	-	4	4	11	-	3
Cambridge	-	3	-	8 00	1	-	-	-	-	-	1	-	-
Canaan	-	14	-	6 37	1	8	.57	-	4	4	-	-	-
Concord	-	4	-	8 15	2	3	.75	1	1	1	4	-	-
Cornville	-	10	-	7 30	2	8	.80	-	1	1	2	-	-
Detroit	-	7	-	7 25	2	7	1.00	1	2	2	5	-	-
Embden	2	7	40 00	9 19	1	9	1.00	2	3	3	6	-	2
Fairfield	1	29	35 00	9 19	11	22	.73	2	5	5	16	-	-
Harmony	2	13	30 00	7 38	4	12	.80	1	1	1	4	-	-
Hartland	1	13	33 00	8 90	1	13	.92	2	2	2	11	-	2
Madison	1	41	28 00	9 32	9	35	.83	11	32	32	43	-	5
Mercer	3	7	34 66	8 34	-	10	1.00	1	1	1	-	-	-
Moscow	1	5	28 00	8 12	2	5	.83	2	3	3	4	-	2
New Portland	2	12	34 00	6 75	6	8	.57	-	-	-	6	-	2
Norridgewock	-	19	-	7 57	6	17	.89	6	7	7	-	-	-
Palmyra	3	14	35 40	7 66	1	12	.70	3	3	3	16	-	1
Pittsfield	1	17	60 00	10 94	10	18	1.00	7	3	3	14	-	3

APPENDIX.

SOMERSET COUNTY—CONCLUDED.

TOWNS.	Number male teachers employed.	Number female teachers employed.	Average wages male teachers per month.	Average wages female teachers per week.	Number continued in same school for year.	Number having previous experience.	Per cent of experienced teachers to whole number.	Number graduates of normal or training school.	Number holding State certificates.	Number who have attended teachers' meetings.	Number who have attended summer schools.
Ripley	1	6	\$30 00	\$ 7 00	1	4	.57	-	-	-	7
St. Albans	1	11	24 00	8 24	5	12	1.00	-	-	-	10
Skowhegan	-	44	-	10 18	19	41	.93	3	1	-	44
Smithfield	-	6	-	7 64	2	6	1.00	11	41	-	44
Solon	-	17	-	8 30	-	13	.78	1	1	-	3
Starks	1	4	34 00	7 55	2	3	.60	5	5	-	-
PLANTATIONS.											
Bigelow	-	2	-	8 61	-	1	.50	-	-	-	-
Brighton	-	2	-	7 50	2	2	1.00	-	-	-	-
Caratunk	-	4	-	8 38	1	3	.75	-	-	-	3
Dead River	1	1	54 00	9 50	-	2	1.00	1	-	-	-
Dennistown	-	3	-	7 50	1	1	.33	-	-	-	1
Flagstaff	1	2	50 00	8 00	-	3	1.00	1	-	-	1
Highland	-	1	-	8 50	1	1	1.00	-	-	-	1
Jackman	1	2	60 00	12 00	1	3	1.00	1	1	-	1
Lexington	-	5	-	7 00	1	5	1.00	-	-	-	1
Mayfield	-	2	-	7 50	-	2	1.00	-	-	2	1
Moose River	-	5	-	8 66	1	4	.80	-	2	2	1
Pleasant Ridge	-	3	-	7 00	1	2	.66	-	-	-	2
The Forks	2	4	43 21	8 35	2	5	.83	-	-	-	4
West Forks	-	4	-	10 08	-	4	1.00	2	2	-	4
Total	31	388	\$38 50	\$8 27	114	346	.82	69	134	257	34

WALDO COUNTY.

Belfast	2	27	\$88 88	\$10 96	27	27	.93	11	19	29	8
Belmont	-	5	-	6 75	3	2	.40	-	-	1	-
Brooks	1	3	24 00	7 25	4	4	1.00	1	1	3	-
Burnham	-	12	-	7 38	1	8	.66	-	2	-	-
Frankfort	-	11	-	8 14	3	10	.90	3	1	7	1
Freedom	1	15	28 00	6 83	2	13	.81	-	-	-	-
Islesboro	1	14	38 00	9 50	-	12	.80	-	1	8	-
Jackson	-	13	-	6 33	-	6	.46	3	-	3	-
Knox	-	10	-	6 94	1	10	1.00	-	2	3	-
Liberty	-	12	-	5 75	3	7	.58	2	4	5	1
Lincolnton	2	8	40 00	8 50	4	9	.90	8	4	6	2
Monroe	3	12	30 00	6 87	4	10	.66	2	4	10	-
Montville	1	9	35 00	6 43	1	7	.70	3	2	2	-
Morrill	1	3	35 00	7 00	1	4	1.00	-	-	-	-
Northport	1	8	40 00	9 00	1	9	1.00	2	2	5	-
Palermo	2	10	30 00	7 25	1	10	.83	3	1	1	-
Prospect	-	9	-	7 59	2	8	.88	-	1	4	2
Searsmont	1	10	40 00	6 86	2	11	1.00	2	4	1	-
Searsport	1	10	-	8 62	9	10	.90	2	2	6	1
Stockton Springs	1	13	36 00	7 81	3	12	.85	2	4	6	-
Swanville	3	6	36 00	7 67	2	9	1.00	4	3	3	-
Thorndike	-	8	-	7 00	1	7	.87	-	2	3	-
Troy	1	18	28 00	7 00	1	19	1.00	1	2	7	2
Unity	-	11	-	7 75	2	10	.90	-	2	8	-
Waldo	1	7	32 00	6 60	-	7	.87	-	-	4	-
Winterport	-	17	-	8 26	3	17	1.00	2	3	12	-
Total	23	281	\$37 38	\$7 53	81	248	.81	51	62	141	20

APPENDIX.

WASHINGTON COUNTY.

Towns.	Number male teachers employed.	Number female teachers employed.	Average wages male teachers per month.	Average wages female teachers per week.	Number continued in same school for year.	Number having previous experience.	Per cent of experienced teachers to whole number.	Number graduates of normal or training school.	Number holding State certificates.	Number who have attended teachers' meetings.	Number who have attended summer schools.
Addison	4	14	\$29 60	\$8 04	2	13	.72	4	6	5	1
Alexander	2	8	47 50	6 60	1	6	.60	1	1	1	1
Baileyville	-	2	-	11 11	2	7	.87	4	1	2	-
Baring	1	2	60 00	9 44	1	2	1.00	1	-	-	-
Beddington	-	2	-	2 50	-	2	1.00	1	1	-	-
Brookton	1	2	69 00	9 50	2	2	1.00	-	2	1	-
Calais	3	41	61 10	10 53	22	38	.86	10	19	34	-
Centerville	-	1	-	9 00	1	1	1.00	-	-	1	-
Charlotte	-	6	-	6 50	3	6	1.00	1	-	-	-
Cherryfield	-	16	-	6 50	8	13	1.00	8	12	-	-
Columbia	3	2	42 00	9 00	2	10	.81	1	1	8	-
Columbia Falls	2	8	36 00	9 50	3	9	.90	6	8	-	-
Cooper	2	3	35 33	7 50	1	5	1.00	1	6	-	-
Crawford	1	1	-	7 00	1	1	1.00	-	-	-	-
Cutler	3	5	46 00	7 00	3	8	1.00	-	-	-	-
Danforth	6	12	45 00	8 50	1	18	1.00	1	1	3	-
Deblois	-	2	-	7 50	-	2	1.00	6	2	4	3
Dennysville	1	4	48 00	9 50	1	2	1.00	-	-	-	-
East Machias	1	12	28 00	8 00	7	9	.69	1	5	10	-
Eastport	-	31	-	9 52	23	22	.70	7	12	25	-
Edmunds	-	9	-	8 33	3	5	.55	-	-	-	-
Forest City	1	1	40 00	8 00	-	1	.50	-	-	-	-
Harrington	5	9	45 00	8 00	1	12	.85	2	-	-	-
Jonesboro	1	9	26 00	8 35	-	10	1.00	4	5	10	-
Jonesport	3	25	30 00	7 70	6	23	.82	6	6	9	1

5

Lubec.....	-	37	-	9 25	14	36	.97	9	8	8	2
Machias.....	-	15	-	9 76	7	7	.46	2	2	5	-
Machiasport.....	2	11	49 33	8 75	5	12	.92	11	4	2	2
Marion.....	-	1	-	10 00	1	1	1.00	-	-	1	-
Marshfield.....	1	2	36 00	8 75	1	1	.33	-	-	1	-
Meddybemps.....	4	-	50 00	-	-	4	1.00	-	-	-	-
Milbridge.....	6	14	45 00	7 60	6	18	.90	2	10	14	-
Northfield.....	-	1	-	10 40	1	1	1.00	-	-	-	-
Pembroke.....	5	7	34 80	7 50	11	7	.58	-	2	-	-
Perry.....	-	13	-	7 91	4	8	.61	2	2	-	-
Princeton.....	4	11	52 50	9 50	4	13	.86	1	2	5	1
Robbinston.....	-	10	-	9 00	-	10	1.00	1	4	2	-
Roque Bluffs.....	1	1	34 00	9 00	-	1	.50	-	-	-	-
Steuben.....	1	16	50 00	7 00	5	15	.88	-	5	12	1
Talmadge.....	-	2	-	7 25	-	5	.50	-	-	-	-
Topsfield.....	3	2	42 00	10 00	1	5	1.00	2	-	-	-
Trescott.....	-	8	-	7 50	3	8	1.00	-	-	-	-
Vanceboro.....	-	7	-	11 90	1	7	1.00	3	1	-	-
Waite.....	-	3	-	7 50	1	1	.33	1	-	-	6
Wesley.....	3	2	43 00	7 00	1	5	1.00	-	-	-	-
Whiting.....	-	6	-	7 60	4	5	.83	-	2	3	3
Whitneyville.....	-	3	-	10 33	-	3	1.00	2	1	-	-
PLANTATIONS.											
Codyville.....	-	3	-	8 00	-	2	.66	2	-	-	-
Grand Lake Stream.....	1	3	17 00	8 00	2	3	.75	1	2	-	1
No. 14.....	1	2	42 00	7 75	-	2	.66	-	-	-	-
No. 21.....	1	1	44 00	9 00	-	2	1.00	-	-	1	-
Total.....	72	420	\$41 96	\$8 40	146	407	.80	105	129	169	24

APPENDIX.

YORK COUNTY.

PUBLIC SCHOOLS.

TOWNS.	Number male teachers employed.	Number female teachers employed.	Average wages male teachers per month.	Average wages female teachers per week.	Number continued in same school for year.	Number having previous experience.	Per cent of experienced teachers to whole number.	Number graduates of normal or training school.	Number holding State certificates.	Number who have attended teachers' meetings.	Number who have attended summer schools.
Acton.....	1	11	\$30 80	\$7 34	2	2	.66	2	1	2	1
Alfred.....	1	6	48 00	9 00	1	6	.85	2	4	1	
Berwick.....	1	17	77 77	8 33	1	16	.88	5	5	15	
Biddeford.....	5	36	84 17	11 90	3	34	.82	5	5	16	
Buxton.....	1	23	38 00	8 40	3	22	.91	4	6	28	2
Cornish.....	-	8	-	8 60	2	7	.87	1	17	7	4
Dayton.....	-	4	-	8 00	4	3	.75	2	2	3	
Eliot.....	2	12	40 00	9 25	4	10	.71	4	2	14	
Hollis.....	2	13	38 00	7 61	5	12	.80	4	4	8	1
Kennebunk.....	1	19	100 00	9 83	14	17	.85	6	1	14	1
Kennebunkport.....	-	20	-	9 27	9	16	.80	2	2	11	1
Kittery.....	3	15	47 00	9 40	9	12	.66	3	2	13	
Lebanon.....	-	21	-	8 90	4	19	.90	3	3	2	
Limerick.....	1	6	40 00	9 00	6	6	.85	1	2	4	
Limington.....	1	14	30 00	8 10	2	10	.66	1	-	9	
Lyman.....	1	8	30 00	7 50	5	9	1.00	2	2	1	
Newfield.....	1	5	32 00	8 16	1	4	.66	3	1	-	
North Berwick.....	-	16	-	10 00	9	13	.81	2	3	10	
Old Orchard.....	1	3	60 00	10 00	4	4	1.00	3	3	4	
Parsonsfield.....	1	12	32 00	7 96	5	11	.84	-	-	9	
Saco.....	2	30	83 33	11 80	31	30	.93	6	2	31	3
Sanford.....	-	49	-	17 20	24	49	1.00	45	45	49	
Shapleigh.....	3	6	32 00	7 20	5	6	.66	1	-	-	2

South Berwick	1	16	50 00	9 20	11	15	.88	4	4	17	-
Waterboro	-	14	-	6 96	3	8	.57	-	1	4	-
Wells	1	18	40 00	9 00	7	12	.63	5	1	19	-
York	2	23	40 00	10 30	11	21	.84	6	11	20	-
Total	32	425	\$48 65	\$9 19	225	380	.83	133	125	325	14

SUMMARY.

COUNTIES.											
Androscoggin	53	345	\$56 84	\$8 98	182	314	.78	157	95	253	27
Aroostook	110	791	40 89	8 76	271	760	.84	254	341	533	111
Cumberland	43	679	57 16	9 02	447	628	.86	390	153	532	66
Franklin	26	233	40 75	8 65	76	197	.75	67	35	122	14
Hancock	45	396	43 16	8 88	137	383	.86	86	148	164	29
Kennebec	22	452	46 95	8 60	182	390	.82	107	116	298	25
Knox	15	218	41 35	8 90	101	199	.85	58	58	145	7
Lincoln	25	174	37 36	8 15	71	151	.75	28	35	97	11
Oxford	33	371	38 84	8 28	152	290	.71	84	97	151	18
Penobscot	44	763	47 82	8 59	297	688	.85	243	213	442	57
Piscataquis	13	226	45 00	8 78	60	198	.82	61	82	138	15
Sagadahoc	14	169	48 42	8 14	84	153	.83	26	25	134	6
Somerset	31	388	38 50	8 27	114	346	.82	69	134	257	34
Waldo	23	281	37 38	7 53	81	248	.81	51	62	141	20
Washington	72	420	41 96	8 40	146	407	.80	105	129	169	24
York	32	425	48 65	9 19	225	380	.83	133	125	325	14
Total	601	6,331	\$44 43	\$8 57	2,626	5,732	.82	1,919	1,848	3,901	478

TABLE No. IV.
COMMON SCHOOL STATISTICS.

Showing Appropriations and Expenditures of the Common School Fund for Year Ending April 1, 1911.

ANDROSCOGGIN COUNTY.

TOWNS.	RESOURCES.					EXPENDITURES.							Balance or overdraft.		Not less than 80 cts. for each inhabitant.		Amount raised per scholar by local taxation.	Amount available per scholar for common school purposes.
	Amount raised by town.	Unexpended balance from 1910.	Amount payable by State.	Received from other sources.	Total school resources.	Overdraft from 1910.	Amount expended for teachers' wages and board.	Amount expended for fuel.	Amount expended for janitors' services.	Amount expended for conveyance.	Amount expended for tuition and board.	Total school expenditures.	Balance unexpended 1911.	Overdraft 1911.	Excess raised over amount required by law.	Less than amount required by law.		
Auburn	\$1,719	-	\$32,532	\$30	\$34,281	-	\$27,933	\$2,176	\$2,842	\$1,960	-	\$34,911	-	\$630	\$4,753	-	\$ 38	\$7 70
Durham	800	\$16	2,907	60	3,733	-	3,543	129	34	-	99	3,796	-	-	739	1 57	7 44	
East Livernore	2,000	1,006	5,632	75	8,713	-	6,171	1,019	369	-	-	7,559	\$1,154	-	2,814	2 22	12 28	
Greene	500	146	1,173	-	1,819	-	1,168	75	18	-	398	1,729	90	-	354	2 77	10 10	
Leeds	600	101	1,390	125	2,316	-	2,151	122	37	-	223	2,538	178	-	420	1 99	9 02	
Liviston	3,500	-	60,148	337	63,985	-	37,986	2,527	3,180	122	-	43,815	20,170	-	10,111	-	40 7 34	
Lisbon	3,300	-	9,139	-	12,439	-	9,666	1,079	1,006	126	242	12,119	320	-	4,356	2 63	9 92	
Livernore	700	974	1,964	113	3,751	-	2,909	137	103	668	-	3,817	-	66	613	2 52	13 54	
Mechanic Falls	500	609	3,093	-	4,202	-	2,441	325	360	607	-	3,733	469	-	506	1 11	9 40	
Minot	700	-	1,498	115	2,313	-	1,802	118	76	-	218	2,214	99	-	683	3 07	10 14	
Poland	2,250	13	2,946	44	5,253	-	4,180	317	126	172	-	4,795	458	-	2,346	5 92	13 82	
Turner	2,000	134	3,143	113	5,390	-	3,234	256	90	903	-	4,483	907	-	1,975	5 13	14 00	
Wales	400	104	960	58	1,522	-	1,009	54	22	256	63	1,404	118	-	444	3 05	11 61	
Webster	1,200	1,566	1,965	80	4,811	-	2,409	246	197	414	12	3,278	1,533	-	1,173	4 24	17 00	
Total	\$20,169	\$4,669	\$128,990	\$1,150	\$154,978	-	\$106,602	\$8,571	\$8,460	\$5,953	\$605	\$130,191	\$25,496	\$709	\$31,287	-	\$1 10	\$8 49

AROOSTOOK COUNTY

Amity	\$100	\$514	\$704	\$194	\$1,514	-	\$972	\$47	\$34	\$80	-	\$1,133	\$381	-	\$5	-	\$ 73	\$11 13
Ashland	2,500	490	4,463	121	7,574	-	4,883	868	396	431	-	6,578	996	-	2,629	-	3 44	10 44
Bancroft	175	296	911	62	1,444	-	1,150	61	19	24	-	1,254	190	-	139	-	1 13	9 37
Benedicta	307	29	715	50	1,101	-	992	57	41	-	1,090	11	-	226	-	2 22	7 97	
Blaine	1,050	-	2,210	71	3,331	-	2,369	280	187	288	\$25	3,149	132	-	954	-	2 66	8 45
Bridgewater	1,600	1,498	2,779	121	5,998	-	3,547	365	416	87	-	4,415	1,583	-	1,531	-	3 45	12 92
Caribou	5,000	87	12,273	22	17,332	-	11,518	2,411	1,307	1,167	-	16,415	967	-	5,488	-	2 46	8 55
Castle Hill	500	494	1,217	159	2,370	-	1,713	113	61	83	-	1,970	400	-	540	-	2 28	10 82
Crystal	500	539	1,122	201	2,362	-	1,220	16	53	257	36	1,582	780	-	540	-	2 64	12 49
Dyer Brook	800	205	605	310	1,923	-	1,508	101	26	25	15	1,675	248	-	799	-	8 69	20 90
Easton	2,500	615	3,048	141	6,304	-	4,104	647	539	-	-	5,290	1,014	-	2,532	-	5 27	13 29
Fort Fairfield	12 000	2,538	11,581	115	26,234	-	13,463	1,927	1,992	2,414	-	19,796	6,438	-	13,071	-	7 08	15 48
Fort Kent	400	-	8,229	60	8,689	\$251	6,431	529	56	-	35	7,302	1,387	-	477	-	27	5 95
Frenchville	375	143	40	3,015	3,573	-	2,868	245	12	11	-	3,136	437	-	44	-	63	6 00
Grand Isle	250	596	3,067	20	3,933	-	2,395	123	54	17	-	2,589	1,344	-	105	-	49	7 83
Haynesville	300	137	591	80	1,108	-	859	19	14	86	-	978	130	-	234	-	3 15	11 66
Hersey	150	118	422	60	750	-	676	12	15	-	85	788	-	\$38	129	-	2 34	11 71
Hodgdon	-	Incon.	plete.	-	-	-	-	-	-	-	-	-	-	-	-	-	-	-
Houlton	4,000	2,054	13,100	50	19,204	-	11,311	1,402	2,448	3,112	-	18,273	931	-	5,189	-	2 13	10 24
Island Falls	1,200	-	3,013	281	4,494	-	3,278	309	327	590	-	4,582	-	88	1,296	-	2 26	8 49
Limetone	1,800	900	3,326	257	6,283	-	4,213	486	302	152	-	5,153	1,130	-	1,965	-	2 99	10 45
Linneus	1,200	5	1,694	171	3,070	-	2,778	325	43	30	-	3,176	-	106	1,088	-	4 39	11 24
Littleton	1,100	83	2,094	-	3,277	-	2,813	152	110	233	-	3,308	-	31	1,112	-	3 34	9 96
Ludlow	700	45	722	53	1,520	-	1,145	37	51	79	-	1,322	198	-	623	-	5 18	11 26
Madawaska	325	-	4,100	90	4,515	70	3,477	276	1	22	10	3,846	669	-	-	-	41	5 81
Mapleton	1,000	911	2,083	50	4,044	-	2,545	280	52	51	8	2,936	1,108	-	993	-	3 06	12 40
Mars Hill	2,000	-	3,538	65	5,603	349	3,279	410	249	142	20	4,449	1,154	-	2,138	-	3 32	9 30
Masarrus	700	475	1,339	40	2,554	-	1,655	108	39	-	-	1,802	752	-	738	-	2 88	10 59
Monticello	400	1,275	2,552	61	4,288	-	2,595	368	109	55	-	3,127	1,161	-	220	-	88	9 52
New Limerick	800	101	1,071	46	2,018	-	1,447	107	71	333	-	1,958	60	-	663	-	5 16	13 01
New Sweden	400	244	1,922	331	2,897	-	2,396	93	151	-	-	2,640	257	-	243	-	1 11	8 09
Otisfield	700	656	1,936	409	3,701	-	1,932	121	50	60	-	2,163	1,538	-	482	-	1 95	10 33
Orient	250	24	450	233	957	-	491	30	14	104	12	651	306	-	234	-	4 23	16 22
Perham	400	53	1,428	343	2,224	-	1,846	96	44	75	24	2,085	139	-	388	-	1 44	8 02
Portage	300	-	1,145	-	1,445	-	1,084	157	52	90	-	1,413	-	-	483	-	1 63	7 89
Presque Isle	5,000	1,260	10,528	211	16,999	-	13,752	1,732	1,148	642	-	17,274	-	275	6,217	-	3 04	10 36
Sherman	400	46	1,986	294	2,726	-	2,293	156	103	22	-	2,633	-	-	273	-	1 13	7 72
Smyrna	300	290	938	30	1,558	-	1,057	99	32	146	-	1,334	224	-	268	-	2 12	11 04
St. Agatha	375	270	3,060	-	3,705	-	2,778	131	-	80	-	2,989	716	-	-	-	62	6 19

APPENDIX.

AROOSTOOK COUNTY—CONCLUDED.

TOWNS.	RESOURCES.					EXPENDITURES.							Balance or overdraft.		Not less than 80 cts. for each inhabitant.		Amount raised per scholar by local taxation.	Amount available per scholar for common school purposes.	
	Amount raised by town.	Unexpended balance from 1910.	Amount payable by State.	Received from other sources.	Total school resources.	Overdraft from 1910.	Amount expended for teachers' wages and board.	Amount expended for fuel.	Amount expended for janitors' services.	Amount expended for conveyance.	Amount expended for tuition and board.	Total school expenditures.	Balance unexpended 1911.	Overdraft 1911.	Excess raised over amount required by law.	Less than amount required by law.			
Van Buren	1,000	861	5,623	45	7,529	-	5,687	553	86	-	-	6,326	1,203	-	1,298	-	1 11	8 39	
Washburn	1,500	231	2,951	91	4,773	-	3,789	1,161	491	114	-	5,555	-	782	1,352	-	3 08	9 80	
Westfield	-	874	1,249	525	2,648	-	2,045	175	126	141	-	2,437	161	-	157	-	13 10	10 44	
Weston	500	25	755	55	1,335	-	1,110	66	15	-	10	1,201	134	-	406	-	4 00	10 68	
Woodland	1,200	910	2,561	191	4,862	-	3,201	239	86	-	-	3,526	1,336	-	1,043	-	3 00	12 10	
PLANTATIONS.																			
Allagash	-	-	-	-	-	-	-	-	-	-	-	-	-	-	-	-	-	-	-
Cary	148	28	785	8	969	-	745	46	27	-	34	852	117	-	8	-	1 17	7 69	
Caswell	294	450	938	-	1,682	-	1,264	75	36	-	-	1,425	257	-	197	-	1 68	9 66	
Chapman	400	119	902	-	1,421	-	1,142	85	59	-	82	1,368	53	-	429	-	2 93	10 44	
Connor	350	3	1,460	-	1,813	-	1,334	115	74	67	24	1,614	199	-	316	-	1 47	7 64	
Cyr	100	571	1,358	88	2,117	-	1,500	186	35	12	-	1,733	384	-	23	-	40	8 67	
E	150	529	327	-	1,006	-	456	17	33	-	-	506	500	-	247	-	2 77	18 62	
Eagle Lake	200	10	2,729	110	3,049	-	2,849	124	32	-	-	3,005	44	-	653	-	41	6 32	
Garfield	50	48	478	-	576	-	417	30	6	94	80	627	-	51	105	-	1 51	17 45	
Glenwood	140	-	283	287	710	3	667	15	9	-	-	694	16	-	122	-	3 41	17 31	
Hamlin	300	204	1,416	10	1,930	-	1,554	94	14	-	103	1,765	165	-	209	-	1 09	7 06	
Hammond	-	179	317	426	922	-	314	16	27	176	-	533	389	-	77	-	-	28 81	
Macwahoc	50	100	466	-	616	-	396	12	5	4	52	469	147	-	37	-	1 13	14 00	
Merrill	300	425	874	224	1,823	-	945	68	25	166	-	1,204	619	-	348	-	2 12	12 21	

Moro.....	450	-	609	90	1,149	268	724	76	25	-	-	1,093	56	-	435	-	5 11	13 05
Nashville.....	100	56	148	390	694	-	592	29	29	-	-	650	44	-	191	-	12 50	86 75
New Canada.....	100	497	1,292	105	1,994	-	1,200	80	32	-	-	1,312	682	-	73	-	40	7 97
Oxbow.....	175	-	634	80	889	7	674	20	32	-	-	833	56	-	207	-	2 95	15 06
Reed.....	300	160	940	2	1,402	-	1,357	65	62	-	62	1,546	-	144	298	-	1 54	7 22
Silver Ridge.....	75	-	260	102	437	37	272	17	11	99	-	436	1	-	27	-	1 66	9 71
St. Francis.....	200	75	1,736	-	2,011	-	1,613	41	15	-	-	1,669	342	-	181	-	57	5 74
St. John.....	275	71	1,046	7	1,399	-	973	72	33	-	-	1,078	321	-	251	-	1 37	7 03
Stockholm.....	562	1,331	1,539	-	3,432	-	1,756	78	151	272	-	2,257	1,175	-	855	-	1 99	12 16
Wade.....	100	35	718	331	1,184	-	851	89	42	25	-	1,035	149	-	100	-	78	9 32
Wallagrass.....	100	30	2,028	15	2,173	-	1,770	87	17	69	-	1,943	230	-	-	-	25	5 50
Westmanland.....	95	46	357	-	498	-	308	25	24	-	-	357	141	-	193	-	2 50	13 10
Winterville.....	300	130	673	-	1,103	-	699	75	25	-	-	799	304	-	433	-	2 52	9 27
Total.....	\$61,371	\$24,992	\$153,454	\$11,001	\$250,818	\$1,063	\$171,037	\$18,527	\$12,382	\$12,230	\$913	\$216,152	\$36,181	\$1,515	\$64,200	-	\$2 32	\$9 49

CUMBERLAND COUNTY.

Baldwin.....	\$700	\$111	\$1,325	\$72	\$2,208	-	\$1,319	-	\$81	\$276	\$29	\$1,705	\$503	-	\$639	-	\$3 80	\$12 00
Bridgton.....	3,000	2,860	5,027	207	11,094	-	5,561	\$554	668	1,347	43	8,173	2,921	-	3,090	-	4 49	16 63
Brunswick.....	-	1,514	14,746	233	16,493	-	11,109	1,640	1,636	417	-	14,802	1,691	-	970	-	-	7 76
Cape Elizabeth.....	500	-	2,395	-	2,895	\$131	1,338	144	95	-	781	2,489	406	-	1,222	-	1 96	11 39
Casco.....	600	78	1,181	130	1,989	-	1,684	99	29	-	-	1,812	177	-	472	-	3 37	11 17
Cumberland.....	-	369	2,949	74	3,392	-	2,482	265	137	393	-	3,282	110	-	413	-	-	10 12
Falmouth.....	-	469	3,953	-	4,422	-	3,428	195	145	176	-	3,944	478	-	951	-	-	10 47
Freeport.....	2,950	127	5,002	-	8,079	-	6,279	428	399	753	-	7,859	220	-	3,288	-	4 22	11 57
Gorham.....	2,300	9	5,134	117	7,560	-	5,947	345	310	217	-	6,819	741	-	2,700	-	3 41	11 21
Gray.....	750	-	2,090	68	2,908	116	2,140	160	79	353	-	2,848	60	-	527	-	2 27	8 81
Harpwell.....	1,800	648	3,497	-	5,945	-	3,953	427	47	290	322	5,039	906	-	1,925	-	3 47	11 47
Harrison.....	1,200	720	1,699	224	3,843	-	2,800	142	94	129	31	3,196	647	-	1,172	-	4 97	15 94
Naples.....	650	-	1,424	31	2,105	44	1,535	82	24	283	-	1,968	137	-	555	-	3 20	10 36
New Gloucester.....	-	1,758	3,005	181	4,944	-	2,621	229	102	264	85	3,301	1,643	-	719	-	-	14 12
No. Yarmouth.....	300	72	570	949	1,891	-	1,483	88	50	350	66	2,037	-	\$146	357	-	1 60	10 11
Otisfield.....	500	414	1,103	90	2,107	-	1,490	71	37	149	170	1,917	190	-	361	-	3 33	14 04
Portland.....	48,373	-	142,091	50	190,514	-	155,755	11,706	21,816	1,237	-	190,514	-	-	89,017	-	3 08	12 17
Pownal.....	1,000	55	1,238	119	2,412	-	2,010	192	80	14	-	2,282	130	-	1,004	-	5 84	14 10
Raymond.....	500	440	1,343	130	2,413	-	1,521	69	37	553	-	2,180	233	-	359	-	2,77	13 40

CUMBERLAND COUNTY—CONCLUDED.

TOWNS.	RESOURCES.					EXPENDITURES.							Balance or overdraft.		Not less than 80 cts. for each inhabitant.		Amount raised per scholar by local taxation.	Amount available per scholar for common school purposes.
	Amount raised by town.	Unexpended balance from 1910.	Amount payable by State.	Received from other sources.	Total school resources.	Overdraft from 1910.	Amount expended for teachers' wages and board.	Amount expended for fuel.	Amount expended for janitors' services.	Amount expended for conveyance.	Amount expended for tuition and board.	Total school expenditures.	Balance unexpended 1911	Overdraft 1911.	Excess raised over amount required by law.	Less than amount required by law.		
Scarboro	1,000	284	3,369	-	4,653	-	3,643	370	237	255	-	4,505	148	-	1,230	-	1 98	9 23
Sebago	500	13	878	27	1,418	-	1,238	58	26	60	-	1,382	36	-	417	-	3 52	9 98
So. Portland	11,700	-	14,110	794	26,604	-	20,172	2,533	2,550	-	-	25,255	1,349	-	12,362	-	5 52	11 87
Standish	2,394	1,515	3,004	-	6,913	-	3,503	310	30	552	-	4,395	2,518	-	2,576	-	5 41	15 64
Westbrook	1,206	-	18,518	101	19,825	-	15,814	1,783	2,093	125	-	19,820	5	-	3,441	-	3 44	7 11
Windham	3,671	-	3,586	-	7,257	612	4,601	407	223	1,101	-	6,944	313	-	3,870	-	7 86	15 53
Yarmouth	-	880	4,977	54	5,911	-	4,972	405	327	286	63	6,053	-	142	635	-	-	9 23
Total	\$85,594	\$12,336	\$248,214	\$3,651	\$349,795	\$903	\$268,398	\$22,702	\$31,357	\$9,571	\$1,590	\$334,521	\$15,562	\$238	\$134,332	-	\$2 78	\$11 38

FRANKLIN COUNTY.

Avon.....	\$425	\$4	\$760	-	\$1,189	-	\$965	\$46	\$17	\$130	\$30	\$1,188	\$1	-	\$370	-	\$3 66	\$10 25
Carthage.....	50	409	607	\$63	1,129	-	793	38	20	-	10	861	268	-	48	-	64	14 66
Chesterville.....	1,200	-	1,243	142	2,585	\$466	1,860	33	59	81	457	3,006	-	\$421	1,126	-	6 74	14 52
Eustis.....	700	233	1,001	239	2,173	-	1,589	51	11	43	-	1,694	479	-	801	-	5 07	15 74
Farmington.....	1,000	-	6,382	898	8,280	-	6,153	492	508	1,021	-	8,174	106	-	1,364	-	1 17	9 71
Freeman.....	400	34	520	45	999	-	885	42	15	-	-	942	57	-	278	-	4 87	12 18
Industry.....	800	15	915	6	1,736	-	1,314	50	28	113	-	1,505	231	-	629	-	5 51	11 97
Jay.....	2,500	-	6,735	57	9,292	-	6,920	566	440	248	-	8,174	1,118	-	3,379	-	2 64	9 84
Kingfield.....	555	-	1,642	305	2,502	-	2,037	246	268	-	-	2,551	-	49	659	-	2 32	10 46
Mauid.....	600	121	505	35	1,261	-	843	69	18	21	27	978	283	-	517	-	8 00	16 81
New Sharon.....	800	7	1,558	95	2,460	-	1,863	113	102	301	143	2,522	-	62	710	-	3 54	10 88
New Vineyard.....	1,000	-	1,034	27	2,061	-	1,564	32	43	355	22	2,016	45	-	894	-	6 41	13 21
Phillips.....	1,200	277	2,828	157	4,462	-	3,570	262	152	213	-	4,197	265	-	1,203	-	2 83	10 54
Rangley.....	1,200	2	2,382	78	3,662	-	2,511	433	357	-	-	3,301	361	-	1,695	-	3 88	11 85
Salem.....	100	68	382	1	551	-	440	7	8	-	26	481	70	-	80	-	2 04	11 24
Strong.....	500	207	1,281	108	2,096	-	1,426	92	180	154	27	1,879	217	-	509	-	2 63	11 03
Temple.....	316	6	694	45	1,061	-	805	25	23	179	60	1,092	-	31	266	-	2 56	8 62
Weld.....	700	37	1,166	44	1,947	-	1,168	40	66	498	-	1,772	175	-	553	-	4 09	11 38
Wilton.....	1,500	5	3,633	384	5,522	-	4,300	586	492	454	88	5,920	-	398	1809	-	2 70	9 94
PLANTATIONS.																		
Coilin.....	55	152	255	70	532	-	265	16	13	-	137	431	101	-	146	-	1 89	18 84
Dallas.....	50	105	437	40	632	-	521	15	9	-	101	649	-	14	87	-	7 1	9 02
Lang.....	75	138	270	222	705	-	464	37	20	-	-	521	184	-	137	-	3 57	33 57
Rangley.....	58	1,608	509	629	2,804	-	755	48	18	57	-	878	1,926	-	377	-	3 05	147 57
Sandy River.....	-	653	870	-	1,523	-	270	43	44	93	-	522	1,001	-	98	-	-	89 58
Total.....	\$15,784	\$4,081	\$37,609	\$3,690	\$61,164	\$466	\$43,281	\$3,432	\$2,911	\$3,961	\$1,200	\$55,251	\$6,888	\$975	\$17,735	-	\$3 03	\$11 75

APPENDIX.

HANCOCK COUNTY.

TOWNS.	RESOURCES.					EXPENDITURES.							Balance or overdraft.		Not less than 80 cts. for each inhabitant.		Amount raised per scholar by local taxation.	Amount available per scholar for common school purposes.
	Amount raised by town.	Unexpended balance from 1910.	Amount payable by State.	Received from other sources.	Total school resources.	Overdraft from 1910.	Amount expended for teachers' wages and board.	Amount expended for fuel.	Amount expended for janitors' services.	Amount expended for conveyance.	Amount expended for tuition and board.	Total school expenditures.	Balance unexpended 1911.	Overdraft 1911.	Excess raised over amount required by law.	Less than amount required by law.		
Amherst	\$291	\$63	\$381	\$92	\$827	-	\$765	\$43	-	-	-	\$808	\$19	-	\$170	-	\$3 59	\$10 20
Aurora	25	225	213	35	498	-	280	6	-	-	-	357	141	-	-	-	2 71	14 22
Bluehill	1,500	257	3,123	175	5,055	-	3,837	232	131	\$65	-	4,365	190	-	1,169	-	3 44	11 58
Brooklin	500	411	1,408	14	2,333	-	2,172	101	80	640	\$25	2,353	-	\$20	1,228	-	2 04	9 56
Brooksville	500	4	722	1,523	2,749	-	2,379	171	44	77	-	2,658	91	-	286	-	1 30	7 19
Bucksport	1,600	279	3,820	146	5,845	-	4,793	466	176	441	7	5,383	-	-	1,311	-	2 80	10 25
Castine	600	111	1,780	50	2,541	-	1,478	315	198	246	-	2,237	304	-	736	-	2 81	11 92
Cranberry Isles	800	457	808	-	2,065	-	1,192	125	61	-	22	1,400	665	-	872	-	7 40	19 12
Dedham	400	-	639	80	1,119	\$38	726	32	2	259	-	1,061	58	-	344	-	4 34	12 16
Deer Isle	2,400	-	3,902	-	6,302	358	5,196	525	143	120	-	6,347	-	45	1,868	-	3 70	9 72
Eastbrook	300	-	435	24	759	-	690	38	3	-	-	731	28	-	2 35	-	4 48	11 32
Eden	3,500	3,303	13,354	109	20,266	-	14,694	1,867	1,376	1,152	-	19,089	1,177	-	8,459	-	2 80	16 22
Ellsworth	1,000	-	7,167	30	8,197	-	6,084	545	728	261	153	7,771	426	-	874	-	1 04	8 57
Franklin	700	-	2,256	-	2,956	50	2,566	94	76	132	60	2,978	-	22	500	-	1 87	7 92
Gouldsboro	1,200	-	2,156	92	3,448	33	2,577	198	159	221	133	3,321	127	-	905	-	3 66	10 54
Hancock	500	28	1,536	-	2,064	-	1,896	124	30	-	-	2,050	14	-	372	-	2 27	9 38
Isle au Haut	600	140	388	-	1,128	-	765	70	33	-	-	868	260	-	603	-	11 53	21 69
Lamoine	450	74	867	-	1,391	-	1,160	79	17	18	-	1,274	117	-	310	-	3 40	10 53
Mariaville	100	216	322	50	688	-	442	13	6	171	-	632	56	-	31	-	2 12	14 63
Mt. Desert	2,400	1,083	4,746	-	8,229	-	5,083	1,079	584	75	-	6,821	1,408	-	3,791	-	4 58	15 70
Orland	800	-	1,974	153	2,927	26	2,118	122	75	65	87	2,493	434	-	460	-	2 36	8 63
Otis	200	280	185	34	699	-	208	10	4	120	44	386	313	-	157	-	7 40	25 88

Penobscot	600	245	1,863	48	2,756	-	2,400	138	23	-	155	2,726	30	-	260	-	2 20	10 13
Sedgwick	1,600	482	1,610	79	3,771	-	2,465	116	66	-	147	2,794	977	-	1,381	-	6 34	14 96
Sorrento	250	-	495	-	745	-	437	30	17	-	40	524	221	-	501	-	6 75	20 13
S. W. Harbor	684	230	1,808	-	2,722	-	1,924	211	137	-	72	2,364	358	-	-	-	2 73	10 88
Stonington	1,700	245	3,694	128	5,767	-	3,545	724	593	-	36	4,898	869	-	1,542	-	3 61	12 27
Sullivan	1,000	132	2,042	156	3,330	-	2,866	247	179	-	-	3,232	38	-	881	-	3 24	10 81
Surry	500	-	1,345	96	1,941	62	1,594	70	93	-	170	1,989	-	48	220	-	2 36	9 19
Swan's Island	700	181	1,343	-	2,224	-	1,699	140	30	-	-	1,869	355	-	480	-	3 34	10 64
Tremont	800	465	2,417	72	3,754	-	2,833	238	181	139	-	3,391	363	-	-	-	1 95	9 15
Trenton	400	128	651	4	1,179	-	632	40	19	252	26	969	210	-	275	-	5 97	17 44
Verona	140	5	355	-	504	-	342	27	2	132	-	503	1	-	86	-	2 69	9 69
Waltham	154	106	249	76	585	-	435	8	4	-	-	447	138	-	144	-	2 90	11 03
Winter Harbor	500	59	1,468	-	2,027	-	926	292	239	77	156	1,690	337	-	789	-	2 90	11 78
PLANTATIONS.																		
Long Island	200	1,527	434	-	2,161	-	298	16	6	-	92	412	1,749	-	167	-	2 70	29 20
No. 8	150	52	81	26	309	-	221	13	4	-	-	238	71	-	177	-	16 66	34 33
Moose Hill, formerly No. 21	150	4	108	16	278	-	181	8	10	-	-	199	79	-	164	-	18 75	34 75
Great Pond, formerly No. 33	50	45	187	-	282	-	214	6	5	-	-	225	57	-	80	-	3 57	20 14
Total	\$29,944	\$10,837	\$72,332	\$3,308	\$116,421	\$567	\$84,013	\$8,579	\$5,545	\$4,899	\$1,310	\$104,913	\$11,681	\$173	\$30,828	\$10	\$2 99	\$11 65

APPENDIX.

KENNEBEC COUNTY.

Albion	\$1,000	\$465	\$1,714	-	\$3,179	-	\$2,088	-	\$12	\$267	\$15	\$2,382	\$797	-	\$976	-	\$3 64	\$11 60
Augusta	9,616	-	25,593	-	35,209	-	28,287	\$2,300	2,158	2,464	-	35,209	-	-	12,208	-	2 64	9 67
Belgrade	700	282	2,055	\$83	3,120	-	1,909	111	61	488	-	2,569	551	-	715	-	2 36	10 54
Benton	700	1,032	2,494	-	4,226	-	2,208	241	129	487	-	3,065	1,161	-	797	-	1 87	11 29
Chelea	900	39	1,631	33	2,603	-	2,391	138	73	-	33	2,635	-	\$32	-	-	3 70	10 71
China	1,300	-	2,139	64	3,503	\$282	2,331	192	-	907	-	3,712	-	209	1,117	-	4 20	11 33
Clinton	1,500	110	2,194	32	3,836	-	2,399	391	100	310	90	3,290	546	-	1,346	-	5 06	12 95
Farmingdale	600	63	1,773	-	2,436	-	1,951	209	129	58	87	2,434	2	-	762	-	2 64	10 73
Fayette	900	31	1,004	5	1,940	-	1,571	67	48	117	131	1,934	6	-	860	-	6 04	13 02
Gardiner	3,000	-	11,612	-	14,612	-	12,091	1,432	862	507	-	14,892	-	280	4,226	-	2 05	10 02
Hallowell	150	632	5,467	122	6,371	-	4,359	518	576	220	-	5,673	698	-	431	-	21	9 03
Litchfield	1,000	-	1,534	109	2,643	1	1,677	90	6	15	-	1,789	854	-	788	-	4 56	12 07
Manchester	800	-	981	94	1,875	-	1,311	82	35	224	34	1,686	189	-	843	-	5 71	13 39

75

KENNEBEC COUNTY—CONCLUDED.

TOWNS.	RESOURCES.					EXPENDITURES.							Balance or overdraft.		Not less than 80 cts. for each inhabitant.		Amount raised per scholar by local taxation.	Amount available per scholar for common school purposes.
	Amount raised by town.	Unexpended balance from 1910.	Amount payable by State	Received from other sources.	Total school resources.	Overdraft from 1910.	Amount expended for teachers' wages and board.	Amount expended for fuel.	Amount expended for janitors' services.	Amount expended for conveyance.	Amount expended for tuition and board.	Total school expenditures.	Balance unexpended 1911.	Overdraft 1911.	Excess raised over amount required by law.	Less than amount required by law.		
Monmouth.....	\$1,000	\$3	\$2,374	\$4	\$3,381	-	\$2,666	\$160	\$76	\$439	\$37	\$3,378	\$3	-	\$1,092	-	\$3 08	\$10 43
Mt. Vernon.....	750	-	1,554	-	2,304	\$51	1,775	109	58	202	10	2,205	99	-	652	-	3 26	10 01
Oakland.....	3,300	-	3,723	94	7,117	411	3,793	604	535	1,607	10	6,960	157	-	3,426	-	6 35	13 71
Pittston.....	1,250	-	1,957	-	3,207	-	2,304	113	24	196	13	2,650	557	-	1,124	-	6 27	16 11
Randolph.....	900	-	1,661	64	2,625	-	1,996	239	220	-	-	2,455	170	-	645	-	3 20	9 34
Readfield.....	800	249	1,779	-	2,828	-	2,041	168	80	361	-	2,650	178	-	820	-	3 33	11 78
Rome.....	500	106	731	-	1,337	-	1,082	50	25	22	-	1,179	158	-	415	-	4 09	10 95
Sidney.....	1,200	111	1,570	-	2,881	-	1,940	116	52	556	-	2,664	217	-	1,031	-	4 97	11 95
Vassalboro.....	2,000	755	3,703	35	6,493	-	3,608	437	308	1,633	-	5,986	507	-	2,062	-	3 76	12 22
Vienna.....	200	40	669	-	909	-	710	33	22	118	-	883	26	-	136	-	1 57	7 15
Waterville.....	7,228	556	24,468	112	32,364	-	26,010	1,140	2,733	2,138	-	32,021	343	-	10,282	-	2 03	9 09
Wayne.....	500	245	984	30	1,759	-	1,242	97	59	318	-	1,716	43	-	347	-	3 33	11 72
West Gardiner.....	1,100	47	1,127	-	2,274	-	1,672	106	60	165	-	2,003	271	-	1,053	-	7 38	15 26
Windsor.....	1,000	-	1,318	-	2,318	-	1,670	72	41	396	48	2,227	91	-	844	-	6 53	15 15
Winslow.....	-	2,131	7,243	-	9,374	-	5,009	629	413	1,396	-	7,447	1,927	-	1,760	-	-	9 86
Winthrop.....	1,000	-	4,127	328	5,455	-	3,870	527	446	459	-	5,302	153	-	1,413	-	1 83	10 00
Unity Pl.....	85	3	133	11	232	-	175	9	3	-	-	187	45	-	85	-	3 86	10 54
Total.....	\$44,979	\$6,900	\$119,312	\$1,220	\$172,411	\$745	\$126,136	\$10,380	\$9,344	\$16,070	\$508	\$163,183	\$9,749	\$521	\$52,261	-	\$2 69	\$10 34

KNOX COUNTY.

Appleton	\$750	\$112	\$1,680	\$60	\$2,602	-	\$2,260	\$115	\$35	\$178	-	\$2,588	\$14	-	\$530	-	\$2 75	\$9 56
Camden	2,500	798	6,290	-	9,588	-	5,366	1,274	996	1,045	-	8,681	907	-	3,698	-	3 61	13 87
Cushing	500	133	970	-	1,603	-	1,283	68	18	60	\$8	1,437	166	-	316	-	3 57	11 45
Friendship	800	45	1,250	9	2,104	-	1,596	71	-	177	192	2,036	68	-	625	-	4 08	10 73
Hope	500	78	788	7	1,373	-	787	49	7	210	7	1,060	313	-	365	-	3 90	10 72
Hurricane Isle	775	-	503	-	1,278	-	810	186	44	-	-	1,040	238	-	717	-	8 61	14 20
North Haven	-	207	1,045	-	1,252	-	1,095	51	60	-	-	1,282	-	\$30	18	-	-	8 94
Rockland	6,007	-	15,992	531	22,530	-	14,590	3,203	2,664	430	-	20,887	1,643	-	7,926	-	3 17	11 92
Rockport	1,852	1,624	4,095	57	7,628	-	3,958	883	417	234	15	5,507	2,121	-	2,013	-	3 52	14 50
So. Thomaston	900	339	2,565	217	4,021	-	2,798	308	203	348	86	3,743	278	-	643	-	2 17	9 73
St. George	750	1,554	3,385	3	5,692	-	3,880	568	200	93	-	4,741	951	-	26	-	1 27	9 71
Thomaston	1,500	342	4,000	6	5,848	-	4,140	541	502	274	-	5,457	391	-	1,219	-	2 76	10 76
Union	800	-	2,099	8	2,907	\$245	2,230	136	22	287	27	2,947	-	40	691	-	2 60	9 46
Vinalhaven	2,000	529	4,258	-	6,787	-	5,231	690	449	66	-	6,436	351	-	1,603	-	2 70	9 17
Warren	1,000	1,310	2,972	358	5,640	-	3,002	232	123	499	27	3,883	1,757	-	682	-	2 46	13 89
Washington	304	-	1,456	66	1,826	4	1,371	50	-	223	-	1,648	178	-	20	-	1 54	9 25
Criehaven Pl	165	22	80	-	267	-	195	20	-	-	-	215	52	-	152	-	15 00	24 27
Matinicus Isle Pl	150	87	310	-	547	-	357	29	21	-	50	457	90	-	97	-	3 00	10 94
Muscle Ridge Pl	-	No re	turns.	-	-	-	-	-	-	-	-	-	-	-	-	\$11	-	-
Total	\$21,253	\$7,180	\$53,738	\$1,322	\$83,493	\$249	\$54,949	\$8,474	\$5,761	\$4,200	\$412	\$74,045	\$9,518	\$70	\$20,341	\$11	\$2 90	\$11 39

APPENDIX.

LINCOLN COUNTY.

TOWNS.	RESOURCES.					EXPENDITURES.							Balance or overdraft.		Not less than 80 cts. for each inhabitant.		Amount raised per scholar by local taxation.	Amount available per scholar for common school purposes.
	Amount raised by town.	Unexpended balance from 1910.	Amount payable by State.	Received from other sources.	Total school resources.	Overdraft from 1910.	Amount expended for teachers' wages and board.	Amount expended for fuel.	Amount expended for janitors' services.	Amount expended for conveyance.	Amount expended for tuition and board.	Total school expenditures.	Balance unexpended 1911.	Overdraft 1911.	Excess raised over amount required by law.	Less than amount required by law.		
Alna.....	\$600	\$93	\$788	\$24	\$1,505	-	\$1,041	\$54	\$30	\$41	\$26	\$1,192	\$313	-	\$573	-	\$5 30	\$13 31
Boothbay.....	600	1,212	3,284	40	5,136	-	4,032	545	234	238	34	5,083	53	-	354	-	1 16	9 93
Boothbay Harbor.....	1,200	895	4,077	8	6,180	-	4,110	473	494	-	40	5,117	1,063	-	1,357	-	1 95	10 04
Bremen.....	200	21	915	53	1,189	-	934	68	-	35	-	1,037	152	-	-	\$17	1 33	7 92
Bristol.....	2,100	467	4,283	-	6,850	-	5,095	380	-	1,271	-	6,746	104	-	1,679	-	3 28	10 71
Damariscotta.....	400	276	1,288	7	1,971	-	1,032	95	95	192	-	1,414	557	-	388	-	2 66	13 14
Dresden.....	200	383	1,492	-	2,075	-	1,558	77	51	-	-	1,686	389	-	110	-	1 00	10 37
Edgecomb.....	500	62	880	13	1,455	-	1,021	41	-	263	-	1,325	130	-	356	-	3 54	10 31
Jefferson.....	1,000	134	1,949	8	3,091	-	2,464	133	-	484	60	3,141	-	\$50	843	-	3 42	10 57
Newcastle.....	1,000	180	1,971	-	3,151	-	2,170	188	113	458	-	2,929	222	-	1,115	-	3 80	11 98
Nobleboro.....	800	180	1,280	16	2,276	-	1,279	-	-	375	-	1,654	622	-	674	-	4 32	12 30
Somerville.....	250	-	585	6	841	-	571	21	2	233	23	850	-	9	112	-	2 52	8 49
Southport.....	175	-	1,024	-	1,199	\$113	900	72	50	-	-	1,135	64	-	318	-	1 47	10 07
Waldoboro.....	2,300	671	4,914	-	7,885	-	5,065	425	39	351	57	5,937	1,948	-	1,758	-	3 34	11 47
Westport.....	100	41	521	-	662	-	485	23	24	-	-	532	130	-	23	-	1 23	8 17
Whitefield.....	600	337	1,852	116	2,905	-	2,082	83	12	522	127	2,826	79	-	433	-	2 40	11 66
Wiscasset.....	1,300	110	2,039	-	3,449	-	2,231	300	289	-	-	2,820	629	-	1,146	-	4 30	11 42
Monhegan Pl..	150	51	227	-	428	-	305	15	12	-	-	332	96	-	160	-	3 75	10 70
Total.....	\$13,475	\$5,113	\$33,369	\$291	\$52,248	\$113	\$36,375	\$2,993	\$1,445	\$4,463	\$367	\$45,756	\$6,551	\$59	\$11,399	\$17	\$2 78	\$10 78

OXFORD COUNTY.

Albany.....	\$600	-	\$731	\$38	\$1,369	\$189	\$1,091	\$48	\$25	\$274	-	\$1,627	-	\$258	\$461	-	\$5 17	\$11 80
Andover.....	600	\$13	1,284	25	1,922	-	1,615	121	47	313	-	2,096	-	174	573	-	3 17	10 17
Bethel.....	1,000	-	3,152	270	4,422	209	2,767	240	224	935	\$55	4,430	-	8	1,021	-	2 29	10 14
Brownfield.....	1,115	312	1,589	115	3,131	-	1,649	145	-	466	31	2,291	\$840	-	900	-	4 60	12 93
Buckfield.....	600	204	1,778	192	2,774	-	2,067	302	92	26	109	2,596	178	-	427	-	2 66	12 32
Byron.....	315	164	321	21	821	-	329	18	-	150	-	497	324	-	314	-	7 87	20 52
Canton.....	1,200	545	2,041	90	3,876	-	1,808	219	273	547	105	2,952	924	-	1,138	-	4 74	15 32
Denmark.....	800	150	1,103	177	2,230	-	1,280	78	49	514	298	2,219	11	-	848	-	5 63	15 70
Dixfield.....	2,000	32	1,813	120	3,965	-	2,225	502	471	271	389	3,858	107	-	1,909	-	7 29	14 47
Fryeburg.....	2,400	85	2,433	11	4,929	-	3,505	319	248	608	-	4,680	249	-	2,511	-	7 52	15 45
Gilead.....	130	25	368	15	538	-	221	10	12	223	25	491	47	-	44	-	2 03	8 40
Grafton.....	125	55	306	90	576	-	208	4	7	194	144	557	19	-	272	-	6 25	28 80
Greenwood.....	1,200	-	1,315	79	2,594	35	2,364	108	47	-	-	2,554	40	-	1,023	-	5 88	12 71
Hanover.....	250	1	288	12	551	-	527	23	8	-	-	558	-	7	212	-	6 94	15 30
Hartford.....	600	168	1,102	129	1,999	-	1,539	76	27	149	66	1,857	142	-	562	-	3 94	13 15
Hebron.....	800	136	1,021	231	2,188	-	1,728	111	44	29	105	2,017	171	-	800	-	4 93	13 50
Hiram.....	800	180	1,527	-	2,507	-	1,461	85	59	747	40	2,392	115	-	666	-	3 92	12 28
Lovell.....	600	105	1,208	202	2,115	-	1,167	45	22	739	-	1,973	142	-	707	-	4 05	14 29
Mason.....	50	37	179	-	266	-	217	2	6	-	-	225	41	-	81	-	2 17	11 56
Mexico.....	4,000	247	4,421	-	8,668	-	5,908	643	982	498	27	8,058	610	-	4,777	-	5 70	12 36
Newry.....	500	137	569	151	1,357	-	690	25	6	186	-	907	450	-	567	-	8 62	23 39
Norway.....	2,000	1,940	5,390	-	9,390	-	5,444	514	516	296	49	6,819	2,511	-	1,962	-	2 72	12 72
Oxford.....	1,200	544	2,107	47	3,898	-	2,315	199	101	642	36	3,275	623	-	1,009	-	3 92	12 73
Paris.....	3,500	1,432	5,415	232	10,579	-	6,949	715	511	1,493	8	9,676	903	-	3,312	-	4 49	13 59
Peru.....	1,100	-	1,452	34	2,586	13	2,219	47	57	189	-	2,525	61	-	991	-	4 80	11 29
Porter.....	500	283	1,447	152	2,387	-	1,314	73	72	410	30	1,899	488	-	295	-	2 32	11 15
Roxbury.....	750	258	742	35	1,735	-	1,034	59	9	-	-	1,102	683	-	906	-	6 52	15 52
Rumford.....	7,500	290	11,524	784	20,098	-	15,196	1,974	1,764	740	-	19,674	424	-	9,906	-	3 91	10 47
Stoneham.....	200	13	470	-	617	-	28	28	4	-	-	649	34	-	165	-	3 03	10 34
Stow.....	400	4	436	1	841	-	654	46	12	56	38	806	35	-	393	-	7 54	15 86
Sumner.....	700	90	1,320	128	2,238	-	1,770	73	32	222	33	2,130	108	-	572	-	3 74	11 96
Sweden.....	400	29	546	63	1,038	-	839	37	2	135	-	1,012	25	-	427	-	4 87	12 65
Upton.....	200	102	505	150	957	-	610	60	3	275	-	948	9	-	230	-	2 89	13 87
Waterford.....	1,500	184	1,682	24	3,390	-	1,892	97	85	316	67	2,457	933	-	1,377	-	6 60	14 93
Woodstock.....	900	71	1,349	17	2,337	-	1,645	65	47	337	99	2,193	144	-	754	-	4 50	11 68
Lincoln Pl.....	65	1,950	1,618	-	3,633	-	264	9	7	270	-	550	3,083	-	206	-	3 61	201 83
Magalloway Pl.....	40	1,854	380	-	2,274	-	759	50	9	240	-	1,058	1,216	-	243	-	1 21	68 90
Milton Pl.....	150	131	488	-	769	-	295	18	6	90	208	617	152	-	152	-	1 94	9 98
Total.....	\$40,790	\$11,776	\$65,420	\$3,635	\$121,621	\$446	\$78,182	\$7,188	\$5,886	\$12,562	\$1,962	\$106,226	\$15,842	\$447	\$42,614	-	\$4 37	\$13 05

APPENDIX.

PENOBSCOT COUNTY.

TOWNS.	RESOURCES.					EXPENDITURES.							Balance or overdraft.		Not less than 80 cts. for each inhabitant.		Amount raised per scholar by local taxation.	Amount available per scholar for common school purposes.
	Amount raised by town.	Unexpended balance from 1910.	Amount payable by State.	Received from other sources.	Total school resources.	Overdraft from 1910.	Amount expended for teachers' wages and board.	Amount expended for fuel.	Amount expended for janitors' services.	Amount expended for conveyance.	Amount expended for tuition and board.	Total school expenditures.	Balance unexpended 1911.	Overdraft 1911.	Excess raised over amount required by law.	Less than amount required by law.		
Alton	\$300	-	\$499	-	\$799	-	\$500	\$43	\$5	\$156	-	\$754	\$45	-	\$219	-	\$5 00	\$13 31
Argyle	429	\$8	470	\$22	929	-	756	36	15	75	-	882	47	-	313	-	5 95	12 90
Bangor	17,000	-	56,316	163	73,479	-	59,063	7,127	6,267	550	-	73,007	472	-	30,110	-	2 61	11 30
Bradford	500	33	1,730	105	2,368	-	1,822	125	57	487	-	2,491	-	\$123	332	-	1 81	8 57
Bradley	600	-	1,070	99	1,769	-	1,557	85	88	-	-	1,710	59	-	442	-	3 40	10 05
Brewer	3,500	669	10,575	74	14,818	-	10,128	1,900	996	-	763	13,787	1,031	-	3,721	-	2 12	8 99
Burlington	800	35	641	287	1,158	\$7	909	59	17	-	55	1,047	111	-	199	-	2 35	10 92
Carmel	250	-	1,023	64	1,222	-	1,649	108	51	299	-	2,107	-	185	654	-	3 22	7 75
Carroll	300	-	977	72	1,365	-	1,293	39	-	-	-	1,332	33	-	261	-	1 79	8 17
Charleston	1,200	23	1,476	123	2,322	-	2,435	118	66	125	15	2,759	63	-	1,102	-	5 08	11 95
Chester	200	326	732	233	1,491	-	1,302	69	30	-	29	1,430	61	-	117	-	1 61	12 02
Clifton	155	93	361	45	654	-	411	12	8	97	52	580	74	-	94	-	2 67	11 27
Corinna	1,100	122	2,070	154	3,446	-	2,803	216	116	135	-	3,296	150	-	1,012	-	2 64	11 41
Corinth	650	47	1,667	63	2,427	-	1,520	84	46	765	5	2,420	7	-	540	-	2 82	10 55
Dexter	3,500	-	6,160	147	9,807	193	7,387	910	732	799	-	10,021	-	214	3,607	-	2 58	11 29
Dixmont	700	-	1,185	92	1,977	6	1,313	61	469	-	-	1,849	128	-	485	-	2 40	11 29
E. Millinocket	1,500	566	1,992	39	4,097	-	2,509	807	490	33	-	3,839	258	-	303	-	2 03	13 74
Eddington	800	-	1,229	-	2,029	107	1,430	102	73	383	34	2,129	-	100	660	-	2 90	9 80
Edinburg	100	-	113	76	289	-	192	11	8	22	-	233	56	-	98	-	2 05	18 06
Enfield	750	297	2,100	55	3,202	-	2,313	222	57	273	-	2,865	337	-	563	-	2 06	8 79
Etna	400	-	878	36	1,314	82	1,220	82	42	30	-	1,456	-	142	275	-	3 07	10 10
Exeter	300	-	1,419	182	1,959	-	1,258	141	35	482	-	1,916	43	-	151	-	1 32	8 62
Garland	750	58	1,576	92	2,418	102	1,495	103	89	678	116	2,583	165	-	625	-	3 44	11 09

Glenburn	500	464	788	180	1,932	-	941	49	28	324	-	23	1,365	567	-	447	-	3	67	14	20
Greenbush	650	52	815	30	1,547	-	1,211	36	13	161	-	-	1,421	126	-	407	-	4	77	11	37
Greenfield	160	201	388	100	849	-	477	17	18	99	-	6	617	232	-	148	-	2	66	14	15
Hampden	1,800	1,113	3,955	-	6,868	-	5,060	388	328	1,061	-	-	6,837	31	-	1,554	-	2	83	10	83
Hermont	1,000	115	2,155	14	3,284	-	2,627	238	106	33	-	-	3,004	280	-	864	-	3	04	10	01
Holden	800	30	1,329	57	2,216	-	1,492	78	44	573	-	5	2,192	24	-	715	-	3	60	9	97
Howland	550	173	1,030	-	1,753	-	1,250	159	139	52	-	80	1,680	73	-	602	-	4	84	12	25
Hudson	500	75	643	138	1,356	-	1,055	71	28	77	-	-	1,231	125	-	386	-	3	84	10	21
Kenduskeag	425	30	761	96	1,312	-	756	1	30	393	-	-	1,180	132	-	399	-	3	34	10	3
Kingman	600	-	1,602	95	2,297	218	1,747	175	73	142	-	52	2,407	-	110	301	-	3	78	8	35
Lagrange	600	371	1,178	9	2,158	-	-	59	94	488	-	1,520	2,161	-	-	602	-	2	15	13	48
Lee	350	4	1,525	70	1,949	-	1,844	67	25	-	-	-	1,936	13	-	129	-	1	32	7	38
Levant	600	119	1,269	84	2,072	-	1,454	93	45	373	-	3	1,968	104	-	429	-	3	68	12	71
Lincoln	1,250	590	3,811	200	5,851	-	4,262	415	467	408	-	2	5,554	297	-	1,193	-	1	93	9	07
Lowell	200	29	530	75	834	-	669	20	7	-	-	-	696	138	-	137	-	2	59	10	83
Mattawamkeag	600	-	996	304	1,900	-	1,433	-	78	48	-	186	1,745	155	-	494	-	3	65	11	58
Maxfield	150	112	195	35	492	-	353	9	2	-	-	-	364	128	-	127	-	4	68	15	37
Medway	500	-	1,060	107	1,667	150	1,170	59	49	14	-	66	1,508	159	-	565	-	3	33	11	11
Milford	-	64	2,039	189	2,292	-	1,597	130	107	245	-	57	2,136	156	-	243	-	3	00	7	90
Millinocket	3,000	284	6,268	400	9,952	-	6,848	1,095	1,383	-	-	-	9,326	626	-	4,413	-	2	92	9	69
Mt. Chase	400	-	568	59	1,027	78	781	30	9	92	-	124	1,114	-	87	334	-	4	58	11	80
Newburg	800	-	1,155	-	1,955	190	1,236	100	18	327	-	-	1,871	84	-	709	-	4	67	11	43
Newport	1,250	270	3,085	153	4,758	-	2,703	373	373	718	-	-	4,167	591	-	1,355	-	2	96	11	30
Old Town	3,500	-	12,702	45	16,247	-	10,489	2,120	1,978	494	-	-	15,081	1,166	-	3,820	-	1	78	8	28
Orono	2,500	1	6,822	5	9,328	-	6,593	1,080	1,006	690	-	-	9,319	9	-	2,354	-	2	25	8	41
Orrington	800	22	2,217	69	3,108	-	2,612	129	95	232	-	-	3,068	40	-	628	-	2	27	8	85
Passadumkeag	400	110	836	-	1,346	-	1,050	71	41	-	-	-	1,162	184	-	313	-	3	33	11	21
Patten	1,800	-	3,010	137	4,947	-	3,511	302	344	750	-	56	4,963	-	16	2,017	-	3	62	9	95
Plymouth	500	63	1,094	8	1,515	-	1,074	97	20	38	-	45	1,274	241	-	204	-	2	12	9	18
Prentiss	400	18	1,076	119	1,613	-	1,196	35	33	150	-	-	1,414	199	-	321	-	2	25	9	11
Springfield	133	-	916	72	1,121	-	1,018	32	10	125	-	25	1,210	-	89	5	-	85	7	23	-
Stetson	500	77	846	162	1,585	-	945	79	42	425	-	-	1,491	94	-	448	-	4	16	13	20
Veazie	300	103	1,022	-	1,425	-	1,027	88	144	-	-	-	1,259	166	-	350	-	2	50	11	87
Winn	400	67	1,259	51	1,777	-	1,610	-	50	224	-	-	1,884	-	-	251	-	1	77	7	89
Woodville	25	72	275	280	648	-	648	34	7	-	-	-	689	-	37	17	-	17	17	18	62
Drew Pl.	650	29	536	-	1,215	-	1,006	86	9	-	-	-	1,101	114	-	761	-	9	15	17	11
Grand Falls Pl.	100	18	176	57	351	-	207	18	3	-	-	-	228	123	-	171	-	5	55	19	50
Lakeville Pl.	103	42	321	324	790	-	436	16	5	-	-	100	557	233	-	194	-	3	02	23	23
Seboeis Pl.	100	46	257	75	478	-	316	2	16	-	-	-	334	144	-	162	-	3	70	17	70
Stacyville Pl.	400	197	1,148	59	1,804	-	1,537	105	61	-	-	-	1,703	101	-	437	-	2	09	9	53
Webster Pl.	-	290	282	-	572	-	318	35	5	-	-	-	358	214	-	13	-	-	-	12	71
Total	\$64,930	\$7,544	\$168,199	\$6,061	\$246,734	\$1,133	\$181,804	\$20,451	\$16,621	\$15,327	\$2,732	\$238,068	\$10,044	\$1,378	\$74,599	-	\$2,69	\$10	25		

PISCATAQUIS COUNTY.

TOWNS.	RESOURCES.					EXPENDITURES.						Balance or overdraft.		Not less than 80 cts. for each inhabitant.		Amount raised per scholar by local taxation.	Amount available per scholar for common school purposes.	
	Amount raised by town.	Unexpended balance from 1910.	Amount payable by State.	Received from other sources.	Total school resources.	Overdraft from 1 10.	Amount expended for teachers' wages and board.	Amount expended for fuel.	Amount expended for janitors' services.	Amount expended for conveyance.	Amount expended for tuition and board.	Total school expenditures.	Balance unexpended 1911.	Overdraft 1911.	Excess raised over amount required by law.			Less than amount required by law
Abbot.....	\$1,000	\$180	\$1,294	\$104	\$2,578	-	\$1,987	\$103	\$85	\$256	\$30	\$2,461	\$117	-	\$831	-	\$4 73	\$12 21
Atkinson.....	850	5	981	99	1,935	-	1,237	54	35	554	10	1,890	45	-	783	-	5 66	12 90
Blanchard.....	300	199	396	50	915	-	658	20	21	-	-	709	206	-	255	-	5 75	17 59
Bowerbank.....	55	63	241	167	526	-	480	21	21	-	-	522	-	-	166	-	3 05	29 22
Brownville.....	800	1,464	3,721	99	6,084	-	4,179	420	250	-	-	5,008	1,076	-	769	-	4 47	11 22
Dover.....	2,000	1,193	3,459	281	6,933	-	3,638	297	413	1,170	-	5,518	1,415	-	2,087	-	3 42	15 33
Foxcroft.....	1,700	615	3,442	115	5,872	-	3,978	533	388	-	21	5,473	399	-	1,902	-	3 42	11 83
Greenville.....	1,900	532	3,816	52	5,300	-	3,202	497	544	-	-	4,746	554	-	2,022	-	4 34	12 12
Guilford.....	1,150	784	2,852	89	4,875	-	3,261	185	401	22	21	3,890	985	-	1,133	-	2 89	12 27
Medford.....	500	-	490	8	1,007	\$29	606	32	24	236	-	927	80	-	489	-	7 04	14 18
Milo.....	1,800	53	4,823	262	6,938	-	5,167	596	1,037	48	24	6,872	66	-	2,862	-	2 50	9 64
Monson.....	600	495	2,303	34	3,432	-	2,486	70	8	195	-	2,767	665	-	373	-	1 61	9 22
Orneville.....	350	95	588	40	1,073	-	632	26	28	278	-	976	97	-	306	-	3 50	10 73
Parkman.....	600	13	1,100	27	1,740	-	1,176	56	28	426	9	1,695	45	-	456	-	3 70	10 74
Sangerville.....	2,200	42	2,368	58	4,668	-	3,373	361	263	342	97	4,436	232	-	2,087	-	6 17	13 11
Sebec.....	900	209	1,188	100	2,397	-	1,429	78	14	265	7	1,793	604	-	826	-	5 55	14 79
Shirley.....	650	667	-	144	1,461	-	1,218	19	13	-	-	1,250	211	-	662	-	6 37	14 32
Wellington.....	750	65	-	27	1,595	-	1,070	46	-	276	-	1,392	203	-	681	-	7 89	16 78
Williamsburg.....	200	-	313	-	513	69	440	30	37	-	-	576	-	\$63	212	-	5 55	14 25
Willimantic.....	220	1	554	80	855	-	764	53	34	-	-	851	4	-	68	-	2 39	9 29
Barnard Pl.....	150	139	205	-	494	-	270	8	5	-	-	283	211	-	158	-	4 16	13 72
Elliottsville Pl.....	73	26	248	-	347	-	310	19	-	110	-	439	-	92	165	-	4 29	20 41
Kngsbury Pl.....	225	49	419	-	693	-	516	28	13	-	34	591	102	-	285	-	5 00	15 40
Lake View Pl.....	200	410	442	14	1,066	-	768	189	45	-	-	1,002	64	-	298	-	4 44	23 68
Total.....	\$19,173	\$7,299	\$34,975	\$1,850	\$63,297	\$98	\$42,845	\$3,741	\$3,717	\$5,393	\$273	\$56,067	\$7,385	\$155	\$19,876	-	\$3 71	\$12 25

SAGADAHOC COUNTY.

Arrowsic	\$50	\$136	\$257	-	\$443	-	\$219	\$12	-	\$160	-	\$391	\$52	-	\$23	-	\$1 47	\$13 02
Bath	12,861	-	22,044	\$894	35,799	-	19,265	2,810	\$2,818	-	-	24,893	10,906	-	15,353	-	4 58	12 69
Bowdoin	744	38	1,730	-	2,512	-	2,216	127	-	93	-	2,436	76	-	642	-	2 64	8 93
Bowdoinham	650	328	2,302	-	3,280	-	2,106	184	153	360	\$13	2,816	464	-	567	-	2 06	10 41
Georgetown	1,000	58	1,326	11	2,395	-	1,848	80	10	315	-	2,253	142	-	160	-	5 46	13 08
Perkins	75	-	85	8	168	-	168	-	-	-	-	168	-	-	79	-	10 71	24 00
Phippsburg	1,000	337	2,320	-	3,657	-	2,923	212	71	63	88	3,357	300	-	818	-	3 06	11 21
Richmond	100	1,630	3,699	13	5,442	-	3,539	287	236	440	-	4,502	940	-	77	-	1 20	11 66
Topsham	1,000	2,172	4,811	33	8,016	-	4,948	551	307	296	-	6,102	1,914	-	1,384	-	1 45	11 66
West Bath	650	49	517	-	1,216	-	872	38	14	84	-	1,008	208	-	669	-	9 84	18 42
Woolwich	800	24	1,301	-	2,125	-	1,863	114	19	52	-	2,048	77	-	663	-	4 48	11 99
Total	\$18,930	\$4,772	\$40,392	\$959	\$65,053	-	\$39,967	\$4,415	\$3,628	\$1,863	\$101	\$49,974	\$15,079	-	\$20,435	-	\$3 51	\$12 06

SOMERSET COUNTY.

Anson	\$2,744	\$133	\$3,899	\$5	\$6,781	-	\$4,857	\$409	\$581	\$1,387	\$50	\$7,284	-	\$503	\$2,727	-	\$4 54	\$11 22
Athens	500	56	1,665	128	2,449	-	1,879	86	17	379	94	2,455	-	6	486	-	2 30	9 41
Bingham	1,200	143	1,808	87	3,238	-	2,729	202	84	109	-	3,124	\$114	-	1,185	-	4 10	11 08
Cambridge	364	61	530	60	1,015	-	544	27	16	252	-	839	176	-	293	-	4 43	12 37
Canaan	842	-	1,617	11	2,470	\$22	1,773	98	45	426	-	2,364	106	-	639	-	3 72	10 92
Concord	450	22	493	9	974	-	645	24	-	130	96	895	79	-	387	-	6 00	12 98
Cornville	1,100	133	1,203	101	2,537	-	1,376	75	57	375	345	2,228	309	-	1,060	-	6 96	16 05
Detroit	400	13	699	50	1,162	-	973	38	19	243	-	1,273	-	111	269	-	3 88	11 28
Embden	500	99	1,086	28	1,713	-	1,497	55	2	65	31	1,650	63	-	501	-	3 08	10 57
Fairfield	3,500	-	8,131	20	11,651	-	7,499	1,659	864	1,409	-	11,431	220	-	3,549	-	2 82	9 40
Harmony	400	18	1,231	67	1,716	-	1,529	75	40	69	-	1,713	3	-	405	-	2 03	8 71
Hartland	1,000	166	2,031	207	3,404	-	2,133	122	129	520	-	2,904	500	-	949	-	3 14	10 70
Madison	4,500	17	6,303	237	11,057	-	7,393	789	886	1,063	88	10,219	838	-	5,223	-	4 87	11 96
Mercer	600	45	751	83	1,479	-	1,272	58	8	97	-	1,495	44	-	504	-	5 66	13 95
Moscow	500	275	907	36	1,718	-	1,224	52	17	50	5	1,346	372	-	517	-	3 18	10 94
New Portland	700	63	1,767	42	2,572	-	1,680	97	53	605	18	2,453	119	-	554	-	2 44	8 99
Norridgewock	1,300	369	2,906	31	4,606	-	3,744	378	75	508	116	4,821	-	215	1,288	-	2 85	10 10
Palmyra	700	358	1,678	70	2,806	-	2,280	130	94	48	-	2,552	254	-	615	-	2 57	10 31
Pittsfield	2,200	352	5,113	8	7,673	-	5,359	801	949	1,040	2	8,151	-	478	2,295	-	3 34	11 66
Ripley	500	-	542	32	1,074	-	678	54	20	232	30	1,014	60	-	385	-	6 09	13 09
St. Albans	1,200	-	2,083	61	3,344	-	1,891	116	55	1,119	60	3,241	103	-	1,131	-	3 90	10 89

SOMERSET COUNTY—CONCLUDED.

TOWNS.	RESOURCES.					EXPENDITURES.							Balance or overdraft.		Not less than 80 cts. for each inhabitant.		Amount raised per scholar by local taxation.	Amount available per scholar for common school purposes.
	Amount raised by town.	Unexpended balance from 1910.	Amount payable by State.	Received from other sources.	Total school resources.	Overdraft from 1910.	Amount expended for teachers' wages and board.	Amount expended for fuel.	Amount expended for janitors' services.	Amount expended for conveyance.	Amount expended for tuition and board.	Total school expenditures.	Balance unexpended 1911.	Overdraft 1911.	Excess raised over amount required by law.	Less than amount required by law.		
Skowhegan	3,000	2,149	12,307	118	17,574	-	10,277	1,385	1,148	1,556	22	14,388	3,186	-	4,668	-	1 75	10 29
Smithfield	402	47	763	10	1,222	-	852	32	21	244	33	1,132	40	-	354	-	3 29	10 01
Solon	1,100	58	1,880	61	3,099	-	2,067	180	68	576	-	2,891	208	-	1,022	-	3 88	10 95
Starks	675	69	1,067	-	1,811	-	795	17	7	914	39	1,772	39	-	548	-	4 27	11 46
PLANTATIONS.																		
Bigelow	-	77	334	-	411	-	224	7	-	156	-	387	24	-	64	-	-	18 68
Brighton	200	350	568	50	1,168	-	448	6	392	-	-	846	322	-	93	-	1 90	11 12
Caratunk	175	-	652	14	841	-	805	30	27	47	-	909	-	68	181	-	2 73	13 14
Dead River	125	39	246	187	597	-	313	13	3	137	-	466	131	-	170	-	4 46	21 32
Dennistown	125	103	307	6	541	-	366	9	7	-	17	399	142	-	216	-	4 31	18 65
Flagstaff	100	16	372	156	644	-	485	49	26	42	-	602	42	-	161	-	1 88	12 15
Highland	67	8	90	108	273	-	230	4	1	-	-	235	38	-	134	-	2 91	11 86
Jackman	100	844	1,113	137	2,194	-	976	96	60	195	-	1,227	967	-	197	-	5 6	12 39
Lexington	225	43	385	73	726	-	551	23	9	71	-	654	72	-	195	-	3 94	12 73
Mayfield	100	34	204	84	422	-	195	17	5	-	79	296	126	-	162	-	7 14	30 14
Moose River	200	176	576	21	973	-	893	47	-	60	-	1,000	-	27	264	-	2 32	11 31
Pleasant Ridge	175	33	173	111	492	-	338	14	-	-	-	352	140	-	177	-	6 33	23 42
The Forks	450	113	397	250	1,210	-	1,040	32	-	-	-	1,072	138	-	476	-	6 65	23 26
West Forks	100	7	383	365	855	-	685	20	22	408	-	1,135	-	280	141	-	2 08	17 81
Total	\$32,619	\$6,489	\$68,260	\$3,124	\$110,492	\$22	\$74,395	\$7,326	\$5,805	\$14,532	\$1,125	\$103,205	\$8,975	\$1,688	\$34,194	-	\$3 25	\$11 03

WALDO COUNTY.

Belfast.....	\$2,100	-	\$9,392	\$312	\$11,804	-	\$9,106	\$482	\$769	\$1,584	-	\$11,941	-	\$137	\$2,853	-	\$1 75	\$9 89
Belmont.....	350	-	541	7	898	\$21	707	56	30	91	-	905	-	7	272	-	3 50	8 98
Brooks.....	100	\$220	1,234	-	1,554	-	860	93	54	273	-	1,280	\$274	-	65	-	5 55	8 63
Burnham.....	774	-	1,352	54	2,180	-	1,797	91	53	25	-	1,966	214	-	645	-	3 79	10 68
Frankfort.....	450	352	1,753	-	2,555	-	1,681	115	114	178	\$97	2,185	370	-	104	-	1 51	8 57
Freedom.....	836	-	811	4	1,651	-	1,329	58	27	120	-	1,534	117	-	764	-	7 39	14 61
Islesboro.....	200	-	2,363	-	2,563	41	2,338	173	65	-	-	2,617	-	54	750	-	7 8	10 13
Jackson.....	500	-	750	9	1,259	45	1,072	116	40	221	-	1,494	-	235	430	-	4 67	11 76
Knox.....	446	1	853	-	1,300	-	1,192	69	-	26	4	1,291	9	-	345	-	3 17	9 92
Liberty.....	220	-	1,117	107	1,444	93	1,134	78	10	137	20	1,472	-	28	50	-	1 29	8 49
Lincolnton.....	1,000	15	1,855	-	2,870	-	1,746	115	22	753	-	2,636	234	-	675	-	3 23	9 28
Monroe.....	800	160	1,300	-	2,260	-	1,590	110	-	422	-	2,122	138	-	540	-	3 98	11 24
Montville.....	300	-	1,517	-	1,817	140	1,357	58	-	333	164	2,052	-	235	80	-	1 38	8 37
Morrill.....	95	25	682	-	802	-	584	45	35	132	7	803	-	1	8	-	9 8	8 35
Northport.....	800	260	895	-	1,955	-	1,302	93	14	91	9	1,509	446	-	842	-	6 83	16 70
Palermo.....	757	-	1,127	-	1,884	3	1,570	68	-	124	84	1,849	35	-	576	-	4 32	10 76
Prospect.....	300	-	995	94	1,389	18	1,183	84	35	-	-	1,320	69	-	134	-	1 75	8 12
Searsmont.....	172	64	1,490	165	1,881	-	1,499	56	44	137	-	1,736	145	-	4	-	7 8	8 62
Searspport.....	1,500	-	2,695	1	4,196	1,389	2,229	277	194	556	37	4,682	-	486	1,616	-	4 27	11 95
Stockton																		
Springs.....	800	-	1,799	7	2,606	150	1,700	189	75	343	-	2,457	149	-	910	-	3 05	9 94
Swanville.....	400	152	887	-	1,439	-	1,150	84	15	15	-	1,264	175	-	300	-	3 00	10 81
Thorndike.....	230	41	1,047	13	1,331	-	1,153	100	5	67	-	1,325	6	-	234	-	1 30	7 56
Troy.....	615	222	1,212	49	2,098	-	1,420	115	-	550	9	2,094	4	-	489	-	3 36	11 46
Unity.....	1,000	-	1,369	-	2,369	-	1,635	260	78	440	5	2,418	-	49	878	-	5 43	12 87
Waldo.....	400	26	760	-	1,186	-	750	48	4	237	-	1,039	147	-	306	-	3 57	10 59
Winterport.....	1,000	-	2,537	-	3,537	98	2,696	248	245	1,094	-	4,381	-	844	712	-	2 43	8 62
Total.....	\$16,145	\$1,538	\$42,323	\$822	\$60,828	\$1,998	\$44,780	\$3,281	\$1,928	\$7,949	\$436	\$60,372	\$2,532	\$2,076	\$16,658	-	\$2 66	\$10 03

WASHINGTON COUNTY.

TOWNS.	RESOURCES.					Overdraft from 1910.	EXPENDITURES.						Balance or overdraft.		Not less than 80 cts. for each inhabitant.		Amount raised per scholar by local taxation.	Amount available per scholar for common school purposes.	
	Amount raised by town.	Unexpended balance from 1910.	Amount payable by State.	Received from other sources.	Total school resources.		Amount expended for teachers' wages and board.	Amount expended for fuel.	Amount expended for janitors' services.	Amount expended for conveyance.	Amount expended for tuition and board.	Total school expenditures.	Balance unexpended 1911.	Overdraft 1911.	Excess raised over amount required by law.	Less than amount required by law.			
Addison	\$1,200	\$280	\$1,662	-	\$3,142	-	\$2,334	\$157	\$89	\$126	-	\$2,706	\$436	-	\$842	-	\$4 04	\$10 57	
Alexander	66	81	830	-	1,061	-	944	59	16	-	\$81	1,100	-	-	42	-	6 93	6 93	
Baileyville	200	637	2,470	\$84	3,307	-	2,000	160	177	549	25	2,911	396	\$39	1,260	-	52	8 63	
Baring	10	253	480	59	802	-	310	36	19	32	18	415	387	-	4	-	13 10	53 25	
Beddington	70	85	102	71	328	-	215	6	10	-	-	221	97	-	49	7 00	32 80	32 80	
Brookton	100	81	432	92	705	-	599	-	23	26	-	648	57	-	19	1 40	9 92	9 92	
Calais	900	207	14,600	51	15,738	-	11,329	1,096	893	597	-	13,915	1,843	-	78	39	6 91	6 91	
Centerville	125	24	255	41	445	-	306	12	9	120	-	447	-	2	153	3 28	11 71	11 71	
Charlotte	150	47	494	68	759	-	888	43	24	-	-	755	4	-	71	1 92	9 73	9 73	
Cherryfield	-	912	3,036	271	4,219	-	2,836	157	90	-	-	3,867	352	-	-	\$506	-	9 05	9 05
Columbia	300	562	1,033	73	1,968	-	1,766	88	93	784	-	1,947	21	-	178	1 81	11 92	11 92	
Columbia Falls	75	-	1,257	30	1,362	\$48	1,168	76	71	-	42	1,405	-	43	20	36	6 61	6 61	
Cooper	260	-	416	102	778	-	641	23	-	83	-	747	31	-	222	3 71	11 11	11 11	
Crawford	140	1	215	34	390	-	266	21	-	46	-	391	-	1	131	4 11	11 47	11 47	
Cutler	500	27	1,295	56	1,878	-	1,493	109	71	-	5	1,678	200	-	375	2 24	8 42	8 42	
Danforth	500	393	2,388	57	3,338	-	2,371	207	128	289	-	2,995	343	-	392	1 22	8 20	8 20	
Deblois	75	21	134	27	257	-	210	12	8	-	-	230	27	-	63	3 57	12 23	12 23	
Dennysville	99	16	953	88	1,156	-	983	60	48	-	-	1,091	65	-	47	6 7	7 97	7 97	
East Machias	300	189	2,938	-	3,427	-	2,601	264	146	231	-	3,242	185	-	42	67	7 71	7 71	
Eastport	1,500	783	11,059	-	13,342	-	9,803	1,549	1,264	-	-	12,616	726	-	1,015	81	7 25	7 25	
Edmunds	400	5	1,140	80	1,625	-	1,463	52	52	-	-	1,567	58	-	322	1 97	8 00	8 00	

Forest City	125	28	171	-	324	-	236	14	19	-	-	269	55	-	-	49	5 20	13 50
Harrington	920	-	1,657	-	2,577	39	2,033	169	42	158	82	2,523	54	-	-	530	3 68	10 30
Jonesboro	200	146	1,092	24	1,462	-	1,211	67	21	48	25	1,372	90	-	-	14	1 12	8 25
Jonesport	600	945	4,590	139	6,274	-	4,325	675	252	-	-	5,252	1,022	-	-	290	69	7 26
Lubec	2,500	167	7,308	80	10,055	-	8,349	999	480	-	-	9,828	227	-	-	2,318	1 93	7 78
Machias	500	-	3,959	27	4,486	-	2,964	417	347	154	30	3,912	574	-	-	390	78	7 06
Machiasport	750	-	2,478	-	3,228	-	2,731	187	80	20	198	3,216	12	-	-	407	1 82	7 87
Marion	50	76	183	13	322	-	260	7	2	84	-	353	-	-	31	46	2 08	13 41
Marshfield	300	40	286	-	626	-	440	18	19	49	35	561	65	-	-	224	6 00	12 52
Meddybemps	125	19	268	-	412	-	342	30	15	20	6	413	-	-	1	84	2 71	8 95
Milbridge	700	26	3,110	-	3,836	-	3,080	242	194	124	158	3,798	38	-	-	190	1 38	7 58
Northfield	250	-	123	37	410	-	324	15	11	40	5	395	15	-	-	228	9 25	15 18
Pembroke	800	-	2,965	7	3,772	-	3,156	235	132	6	-	3,529	243	-	-	339	1 60	7 57
Perry	500	85	1,787	81	2,453	-	2,256	144	54	22	48	2,524	-	-	71	34	1 55	7 61
Princeton	736	268	2,172	113	3,289	-	2,644	244	154	160	-	3,202	87	-	-	573	1 99	8 91
Robbinston	700	25	1,429	101	2,255	-	1,863	142	26	-	-	2,031	224	-	-	433	3 18	10 25
Roque Bluffs	200	9	193	-	402	-	248	11	11	100	-	370	32	-	-	126	6 86	13 40
Steuben	1,000	-	1,441	29	2,470	36	1,646	110	48	104	-	1,944	526	-	-	728	4 08	10 08
Talmadge	60	86	224	68	438	-	193	8	5	54	-	260	178	-	-	103	1 76	12 88
Topsfield	200	-	547	120	867	185	832	29	8	20	-	1,074	-	-	207	177	2 17	9 42
Trescott	372	7	1,019	-	1,398	-	1,275	82	-	-	-	1,357	-	-	-	248	2 21	8 32
Vanceboro	440	496	1,289	71	2,296	-	1,454	123	111	-	-	1,688	608	-	-	420	2 13	11 14
Waite	200	89	320	87	696	-	350	13	4	109	-	476	220	-	-	185	3 70	12 88
Wesley	300	13	431	78	822	-	730	26	-	70	-	826	-	-	4	267	4 16	11 41
Whiting	320	91	762	60	1,233	-	981	46	41	-	-	1,068	-	-	38	231	2 75	10 62
Whitneyville	200	-	458	-	658	-	597	56	18	-	25	696	-	-	-	3	2 46	8 12
PLANTATIONS.																		
Codyville	55	79	204	39	377	-	208	4	6	-	-	218	159	-	-	110	2 29	15 70
Grand Lake																		
Stream	150	447	758	-	1,355	-	982	59	6	3	6	1,056	299	-	-	224	1 22	1 10
No. 14	100	80	216	220	616	-	323	2	2	101	-	458	158	-	-	135	3 44	21 24
No. 21	75	-	270	70	415	-	372	20	18	-	-	410	5	-	-	114	2 08	11 52
Total	\$20,398	\$7,826	\$88,899	\$2,748	\$119,871	\$308	\$90,731	\$8,381	\$5,357	\$4,329	\$877	\$109,983	\$10,325	\$437	\$14,508	\$509	\$1 31	\$8 19

APPENDIX.

YORK COUNTY.

TOWNS.	RESOURCES.					EXPENDITURES.							Balance or overdraft.		Not less than 80 cts. for each inhabitant.		Amount raised per scholar by local taxation.	Amount available per scholar for common school purposes.
	Amount raised by town.	Unexpended balance from 1910.	Amount payable by State.	Received from other sources.	Total school resources.	Overdraft from 1910.	Amount expended for teachers' wages and board.	Amount expended for fuel.	Amount expended for janitors' services.	Amount expended for conveyance.	Amount expended for tuition and board.	Total school expenditures.	Balance unexpended 1911.	Overdraft 1911.	Excess raised over amount required by law.	Less than amount required by law.		
Acton.....	\$900	\$646	\$1,127	\$49	\$2,722	-	\$1,421	\$35	\$49	\$91	\$32	\$1,628	\$1,094	-	\$750	-	\$5	\$15,791
Alfred.....	1,523	-	1,510	7	3,040	-	1,388	309	237	699	-	2,633	407	-	1,346	-	8	16 34
Berwick.....	1,400	172	3,705	12	5,289	-	4,287	493	385	414	143	5,722	-	\$433	1,203	-	2	10 13
Biddeford.....	-	13,359	39,656	250	53,265	-	19,464	4,743	2,522	301	-	27,030	26,235	-	2,397	-	7	7 92
Buxton.....	1,000	1,863	3,672	14	6,549	-	3,996	266	81	56	-	4,399	2,150	-	1,373	-	2	17 13 93
Cornish.....	1,000	115	1,500	45	2,660	-	1,678	272	140	136	39	2,265	395	-	843	-	4	4 48
Dayton.....	400	-	673	12	1,085	\$23	960	50	12	-	121	1,166	-	81	354	-	4	21 11 42
Eliot.....	1,350	1,443	2,599	-	5,392	-	3,323	205	104	-	-	3,632	1,760	-	1,192	-	3	40 13 61
Hollis.....	300	70	2,095	-	2,465	-	1,723	121	45	90	6	1,985	480	-	253	-	1	07 8 33
Kennebunk.....	5,200	685	6,392	2	12,279	-	7,288	633	697	853	-	9,471	2,808	-	6,034	-	7	12 16 82
Kennebunkport.....	2,500	-	4,186	-	6,686	929	5,361	604	619	522	-	8,035	-	1,349	3,032	-	4	13 11 06
Kittery.....	2,500	1,579	4,575	-	8,654	-	4,680	742	747	998	-	7,167	1,487	-	1,949	-	3	46 12 00
Lebanon.....	1,200	277	2,164	144	3,785	-	3,354	212	-	293	18	3,877	-	92	932	-	3	73 11 79
Limerick.....	300	104	1,803	-	2,207	-	1,672	169	60	262	24	2,187	20	-	360	-	1	10 8 11
Limington.....	600	308	1,647	-	2,555	-	1,945	84	296	284	-	2,325	230	-	447	-	2	45 10 46
Lyman.....	600	139	1,143	-	1,882	-	1,447	82	20	385	18	1,952	-	70	522	-	3	92 12 30
Newfield.....	586	-	634	24	1,244	16	908	58	29	180	11	1,202	42	-	438	-	4	84 10 28
North Berwick.....	2,600	72	3,358	30	6,060	-	3,815	360	550	657	-	5,382	678	-	2,511	-	5	85 13 64
Old Orchard.....	250	-	2,267	6	2,523	27	1,598	265	228	284	-	2,402	121	-	901	-	1	09 11 06
Parsonsfield.....	1,000	274	1,619	141	3,034	-	2,111	112	66	466	-	2,755	279	-	826	-	4	13 12 53
Saco.....	1,899	-	14,312	202	16,413	-	14,240	777	1,093	1,279	-	17,389	-	976	3,649	-	8	7 56
Sanford.....	4,962	551	18,481	89	24,083	-	18,445	1,807	1,644	860	-	22,756	1,327	-	7,175	-	1	67 8 15

Shapleigh.....	678	48	1,198	107	2,031	-	1,554	143	-	251	-	1,948	83	-	457	-	3 28	9 85
South Berwick.....	400	1,248	6,105	129	7,882	-	5,155	409	251	378	-	6,193	1,689	-	180	-	44	8 76
Waterboro.....	600	177	1,833	31	2,641	-	1,959	-	4	229	-	2,192	449	-	415	-	2 24	9 89
Wells.....	2,000	781	4,466	-	7,247	-	5,199	602	87	394	-	6,282	965	-	2,222	-	3 38	12 28
York.....	1,500	2,355	6,210	6	10,071	-	6,577	549	302	171	-	7,599	2,472	-	3,021	-	2 18	14 65
Total.....	\$37,248	\$26,266	\$138,930	\$1,300	\$203,744	\$995	\$125,548	\$14,102	\$9,972	\$10,545	\$412	\$161,574	\$45,171	\$3,001	\$44,782	-	\$1 78	\$9 78

SUMMARY.

Androscoggin.....	\$20,169	\$4,669	\$128,990	\$1,150	\$154,978	-	\$106,602	\$3,571	\$8,490	\$5,953	\$605	\$130,191	\$25,496	\$709	\$31,287	-	\$1 10	\$8 49
Aroostook.....	61,371	24,992	153,454	11,001	250,818	\$1,063	171,037	18,527	12,382	12,230	913	216,152	36,181	1,515	64,200	-	2 32	9 49
Cumberland.....	85,594	12,336	248,214	3,651	349,795	903	268,398	22,702	31,357	9,571	1,590	334,521	15,562	288	134,332	-	2 78	11 38
Franklin.....	15,784	4,081	37,609	3,690	61,164	466	43,281	3,432	2,911	3,961	1,200	55,251	6,888	975	17,735	-	3 03	11 75
Hancock.....	29,944	10,837	72,332	3,308	116,421	567	84,013	8,579	5,545	4,899	1,310	104,913	11,681	173	30,828	\$10	2 99	11 65
Kennebec.....	44,979	6,900	119,312	1,220	172,411	745	126,136	10,380	9,344	16,070	508	163,183	9,749	521	52,261	-	2 69	10 34
Knox.....	21,253	7,180	53,738	1,322	83,493	249	54,949	8,474	5,761	4,200	412	74,045	9,518	70	21,341	11	2 90	11 39
Lincoln.....	13,475	5,113	33,369	291	52,245	113	36,375	2,993	1,445	4,463	367	45,756	6,551	59	11,399	17	2 78	10 78
Oxford.....	40,790	11,776	65,420	3,635	121,621	446	78,182	7,188	5,886	12,562	1,962	106,226	15,842	447	42,614	-	4 37	13 05
Penobscot.....	64,930	7,544	168,199	6,061	246,734	1,133	181,804	20,451	16,621	15,327	2,732	238,068	10,044	1,378	74,599	-	2 69	10 25
Piscataquis.....	19,173	7,299	34,975	1,850	63,297	98	42,845	3,741	3,717	5,393	273	56,067	7,385	155	19,876	-	3 71	12 25
Sagadahoc.....	18,930	4,772	40,392	959	65,053	-	39,967	4,415	3,628	1,863	101	49,974	15,079	-	20,435	-	3 51	12 06
Somerset.....	32,619	6,489	68,260	3,124	110,492	22	74,395	7,326	5,805	14,532	1,125	103,205	8,975	1,688	34,194	-	3 25	11 03
Waldo.....	16,145	1,538	42,323	822	60,828	1,998	44,780	3,281	1,928	7,949	436	60,372	2,532	2,076	16,658	-	2 66	10 03
Washington.....	20,398	7,826	88,899	2,748	119,871	308	90,731	8,381	5,357	4,329	877	109,983	10,325	437	14,508	509	1 31	8 19
York.....	37,248	26,266	138,930	1,300	203,744	995	125,548	14,102	9,972	10,545	412	161,574	45,171	3,001	44,782	-	1 78	9 78
Total.....	\$542,802	\$149,618	\$1,494,416	\$46,132	\$2,232,968	\$9,106	\$1,569,043	\$153,543	\$130,119	\$133,847	\$14,823	\$2,009,481	\$236,979	\$13,492	\$631,049	\$547	\$2 52	\$10 38

APPENDIX.

TABLE No. V.
COMMON SCHOOL STATISTICS.

Showing General School Appropriations and Expenditures for Year Ending April 1, 1911. .

ANDROSCOGGIN COUNTY.

Towns.	RESOURCES.						EXPENDITURES.						APPROPRIATIONS, 1911.					
	Total resources of common school fund.	Raised for superintendence.	Raised for free text-books.	Raised for new buildings.	Raised for repairs, insurance, apparatus and appliances.	Total.	Total expenditures of common school fund.	For superintendence.	For free text-books.	For new buildings.	For repairs, insurance, apparatus and appliances.	Total.	For common schools.	For superintendence.	For free text-books.	For new buildings.	For repairs, insurance, apparatus and appliances.	Total.
Auburn	\$34,281	\$1,169	\$950	\$1,500	\$2,000	\$39,900	\$34,911	\$1,969	\$950	\$1,492	\$3,309	\$42,631	\$6,600	\$800	\$1,000	-	\$2,000	\$10,400
Durham	3,783	110	300	-	200	4,393	3,796	110	284	-	111	4,301	1,000	-	300	200	1,500	
East Livermore	8,713	-	700	-	500	9,913	7,559	-	700	-	500	8,759	2,200	-	1,047	-	3,000	6,247
Greene	1,819	50	100	-	150	2,119	1,729	50	27	-	74	1,880	400	50	-	-	-	450
Leeds	2,716	-	150	-	150	3,016	2,538	91	100	-	48	2,777	400	-	100	-	50	550
Lewiston	63,985	2,000	-	1,000	2,000	68,985	43,815	2,000	998	941	1,833	49,587	3,500	2,000	-	\$1,000	2,000	8,500
Lisbon	12,439	-	1,000	-	2,000	15,839	12,119	-	1,010	-	2,231	15,760	1,200	-	1,000	-	2,000	4,500
Livermore	3,751	-	200	-	200	4,151	3,817	-	199	-	203	4,219	1,200	-	200	-	200	1,600
Mechanic Falls	4,202	-	300	-	910	5,412	3,733	-	182	-	1,151	5,066	600	-	250	-	1,025	1,875
Minot	2,313	-	100	-	200	2,613	2,214	85	52	-	45	2,396	700	-	100	-	100	900
Poland	5,253	-	400	-	500	6,153	4,795	144	198	-	212	5,349	2,000	-	500	-	600	3,100
Turner	5,390	292	250	750	500	7,182	4,483	292	253	565	415	6,008	1,800	266	300	500	2,866	
Wales	1,522	-	75	-	65	1,662	1,404	45	96	-	64	1,609	500	-	100	-	150	750
Webster	4,811	100	250	-	350	5,511	3,278	100	250	-	350	3,978	800	100	250	-	350	1,500
Total	\$154,978	\$4,121	\$4,775	\$3,250	\$9,725	\$176,849	\$130,191	\$5,286	\$5,299	\$2,998	\$10,546	\$154,320	\$22,900	\$3,516	\$5,147	\$1,000	\$12,175	\$44,738

AROOSTOOK COUNTY.

Amity.....	\$1,514	-	\$75	-	\$50	\$1,639	\$1,133	\$50	\$6	-	\$36	\$1,225	\$75	-	\$75	-	\$50	\$200
Ashland.....	7,574	\$250	275	\$680	550	9,329	6,578	245	382	\$692	507	8,404	2,400	\$250	500	600	3,750	
Bancroft.....	1,444	25	75	-	110	1,654	1,254	25	86	-	-	1,365	125	25	75	-	225	
Benedicta.....	1,101	80	50	-	100	1,381	1,090	63	88	-	382	1,623	307	-	75	200	582	
Blaine.....	3,331	125	200	-	650	4,256	3,149	115	322	-	500	4,086	1,300	125	300	400	2,125	
Bridgewater.....	5,998	135	300	-	100	6,533	4,415	135	345	-	171	5,066	1,800	120	300	100	2,320	
Caribou.....	17,382	500	1,000	-	1,700	20,582	16,415	500	843	-	1,623	19,381	5,000	500	1,000	1,500	8,000	
Castle Hill.....	2,370	-	68	-	109	2,547	1,970	83	59	-	92	2,204	500	-	100	100	700	
Crystal.....	2,362	78	149	-	100	2,689	1,582	78	72	177	78	1,987	400	87	75	200	762	
Dyer Brook.....	1,923	-	50	-	50	2,023	1,675	50	83	-	23	1,831	700	-	150	25	875	
Easton.....	6,304	-	500	-	1,045	7,849	5,230	300	652	-	995	7,237	2,500	-	200	\$1,000	4,500	
Fort Fairfield.....	26,234	700	1,007	-	3,300	31,241	19,796	658	1,001	-	3,209	24,664	6,000	500	800	2,000	9,300	
Fort Kent.....	8,689	200	1,000	500	-	10,389	7,302	200	1,000	-	-	8,502	400	200	1,000	500	2,100	
Frenchville.....	3,573	100	250	-	50	3,973	3,136	100	246	-	50	3,532	375	100	250	50	775	
Grand Isle.....	3,933	100	200	600	200	5,033	2,589	100	280	1,061	411	4,441	250	100	300	400	1,200	
Haynesville.....	1,108	-	50	-	50	1,208	978	18	31	-	14	1,041	250	-	50	50	350	
Hersey.....	750	-	-	-	150	900	788	30	22	-	83	923	200	-	30	25	255	
Hodgdon.....	-	Incomplete	-	-	-	-	-	-	-	-	-	-	-	-	-	-	-	
Houlton.....	19,204	800	1,000	1,846	2,600	25,450	18,273	800	1,039	1,846	3,082	25,040	4,500	800	1,500	10,000	2,900	19,700
Island Falls.....	4,494	-	350	-	950	5,794	4,582	140	374	7,566	1,022	13,684	1,800	-	350	900	3,050	
Limestone.....	6,283	210	221	4,000	1,000	11,714	5,153	200	212	4,466	1,000	11,031	1,800	250	200	700	2,950	
Linneus.....	3,070	-	100	-	100	3,270	3,176	100	139	-	105	3,520	1,200	75	200	-	1,475	
Littleton.....	3,277	200	150	-	350	3,977	3,308	200	142	-	292	3,942	1,600	200	125	240	2,165	
Ludlow.....	1,520	-	75	-	25	1,620	1,322	50	76	-	9	1,457	500	30	75	25	630	
Madawaska.....	4,515	100	200	500	500	5,815	3,846	100	244	-	496	4,686	325	100	200	500	1,125	
Mapleton.....	4,044	100	250	1,300	300	5,994	2,936	118	-	1,314	229	4,597	800	117	250	350	1,530	
Mars Hill.....	5,603	150	650	900	1,000	8,303	4,449	150	570	-	576	5,745	2,000	150	175	200	2,500	
Masardis.....	2,554	-	125	-	-	2,679	1,802	72	129	-	200	2,163	700	-	100	250	1,075	
Monticello.....	4,288	100	250	300	300	4,938	3,127	100	229	-	243	3,699	600	100	250	300	1,250	
New Limerick.....	2,018	100	150	200	200	2,468	1,958	100	92	-	60	2,210	500	75	200	250	1,025	
New Sweden.....	2,897	100	200	200	200	3,397	2,640	100	210	-	105	3,055	700	150	200	200	1,250	
Oakfield.....	3,701	60	200	73	4,034	2,163	81	218	-	-	82	2,544	750	80	200	200	1,230	
Orient.....	957	-	30	-	-	987	651	31	81	-	-	763	300	-	65	-	365	
Perham.....	2,224	-	75	400	300	2,999	2,085	67	56	434	200	2,842	400	-	50	100	550	
Portage.....	1,445	49	75	-	-	1,569	1,413	49	218	-	-	1,680	-	500	500	150	1,350	
Presque Isle.....	16,999	-	1,200	30,000	3,000	51,199	17,274	537	760	30,000	3,424	51,995	6,000	-	1,000	2,000	9,000	
Sherman.....	2,726	150	250	500	250	3,876	2,633	125	244	154	181	3,337	400	125	200	150	450	
Smyrna.....	1,558	45	150	-	140	1,893	1,334	45	52	-	122	1,553	300	-	50	100	450	
St. Agatha.....	3,705	100	250	-	50	4,105	2,989	100	375	-	42	3,506	375	100	250	-	875	

AROOSTOOK COUNTY—CONCLUDED.

TOWNS.	RESOURCES.					Total.	EXPENDITURES.					Total.	APPROPRIATIONS, 1911.					Total.
	Total resources of common school fund.	Raised for superintendence.	Raised for free text-books.	Raised for new buildings.	Raised for repairs, insurance, apparatus and appliances.		Total expenditures of common school fund.	For superintendence.	For free text-books.	For new buildings.	For repairs, insurance, apparatus and appliances.		For common schools.	For superintendence.	For free text-books.	For new buildings.	For repairs, insurance, apparatus and appliances.	
Van Buren	\$7,529	-	\$200	-	\$300	\$8,029	\$6,326	\$100	\$525	-	\$581	\$7,532	\$1,000	\$250	\$200	\$900	\$2,560	
Washburn	4,773	\$153	250	\$7,000	1,000	13,176	5,555	153	268	\$7,667	1,193	14,836	1,500	153	375	1,100	4,003	
Westfield	2,648	-	300	-	300	3,248	2,487	59	107	-	403	3,056	207	100	100	-	307	
Weston	1,335	-	60	-	20	1,415	1,201	30	59	-	7	1,297	400	60	300	760		
Woodland	4,862	150	150	-	125	5,287	3,526	113	120	-	153	3,912	1,000	150	350	1,600		
PLANTATIONS.																		
Allagash	-	-	-	-	-	-	-	-	-	-	-	-	170	-	25	37	232	
Cary	969	20	30	-	20	1,039	852	20	25	-	8	905	272	20	30	347		
Caswell	1,682	-	-	-	-	1,682	1,425	40	92	-	36	1,593	300	75	50	425		
Chapman	1,421	-	75	300	50	1,846	1,368	52	38	-	60	1,518	400	75	80	555		
Connor	1,513	50	75	-	-	1,938	1,614	50	86	-	116	1,866	400	50	600	1,280		
Cyr	2,117	35	80	150	40	2,422	1,733	35	42	182	26	2,018	100	35	50	50		
E	1,006	-	-	-	-	1,006	506	-	-	-	26	506	150	1	-	151		
Eagle Lake	3,049	50	200	-	367	3,665	3,005	50	362	-	577	3,994	200	50	200	950		
Garfield	576	-	20	200	25	796	627	10	19	215	6	877	60	40	15	115		
Glenwood	710	38	50	30	-	853	694	38	89	-	20	841	210	25	-	255		
Hamlin	1,930	25	80	-	15	2,050	1,765	25	79	-	54	1,923	200	40	50	398		
Hammond	922	-	31	-	-	932	533	14	16	-	5	568	-	-	10	10		
Macwahoc	616	-	75	400	-	647	469	13	21	-	61	564	50	15	50	115		
Merrill	1,823	-	75	-	-	2,298	1,204	-	43	-	400	1,647	320	50	370			
Moro	1,149	-	75	-	-	1,224	1,093	18	27	-	4	1,142	250	50	300			
Nashville	694	5	10	-	5	714	650	5	14	-	1	670	200	20	7	237		

New Canada...	1,994	25	100	-	-	2,119	1,312	25	89	-	121	1,547	100	25	100	250	75	550
Oxbow.....	889	15	35	-	-	939	833	15	35	-	-	883	175	-	75	-	-	250
Reed.....	1,402	-	43	400	100	1,945	1,546	-	43	400	134	2,123	500	-	75	-	125	700
Silver Ridge	437	-	-	-	-	437	436	-	-	-	-	436	124	-	-	-	-	124
St. Francis.....	2,011	50	125	-	150	2,336	1,669	50	115	-	50	1,884	200	50	125	-	-	375
St. John.....	1,399	25	75	-	-	1,499	1,078	25	42	-	-	1,145	275	25	75	-	-	375
Stockholm.....	3,432	100	125	-	75	3,732	2,257	75	91	-	187	2,610	561	100	150	-	150	961
Wade.....	1,184	-	50	300	175	1,709	1,035	51	54	1,062	138	2,340	500	-	50	-	75	625
Wallgrass.....	2,173	50	150	-	100	2,473	1,943	50	186	-	97	2,276	100	50	150	150	100	550
Westmanland.....	498	-	15	-	3	526	357	-	10	-	-	382	90	10	15	-	75	193
Winterville.....	1,103	-	50	-	150	1,303	799	-	50	-	-	849	300	-	60	-	75	435
Total.....	\$250,818	\$5,358	\$13,739	\$50,006	\$22,672	\$342,593	\$216,152	\$7,141	\$13,730	\$57,636	\$23,642	\$318,301	\$58,446	\$5,912	\$13,841	\$14,688	\$20,185	\$113,072

CUMBERLAND COUNTY.

Baldwin.....	\$2,208	-	\$100	-	\$50	\$2,358	\$1,705	-	\$90	-	\$178	\$1,973	\$650	-	\$75	-	\$150	\$875
Bridgton.....	11,094	\$300	600	-	1,749	13,743	8,173	\$300	1,155	-	1,913	11,541	3,000	\$300	600	-	600	4,500
Brunswick.....	16,493	600	1,000	-	500	18,593	14,802	500	1,752	-	2,345	19,399	-	800	1,500	-	1,500	3,800
Cape Elizabeth.	2,895	150	25	-	200	3,270	2,489	150	74	-	250	2,963	500	150	50	-	200	900
Casco.....	1,989	75	125	-	100	2,289	1,812	75	150	150	95	2,132	400	75	75	\$1,000	150	1,700
Cumberland.....	3,392	150	450	-	150	4,142	3,232	-	150	506	\$329	4,400	-	-	450	-	150	600
Falmouth.....	4,422	-	250	-	500	5,172	3,944	-	215	-	566	4,725	600	-	250	-	1,000	1,850
Freeport.....	8,079	300	600	-	450	9,429	7,859	300	602	-	505	9,266	1,950	300	700	-	1,050	4,000
Gorham.....	7,560	400	500	-	1,250	9,710	6,819	400	575	-	1,019	8,813	2,300	400	500	-	1,250	4,450
Gray.....	2,908	-	200	-	50	3,158	2,843	-	147	-	149	3,144	750	-	-	-	750	750
Harpwell.....	5,945	-	500	\$1,800	-	8,245	5,039	229	320	-	449	5,993	1,500	-	400	-	750	2,650
Harrison.....	3,843	100	300	-	450	4,693	3,196	125	361	-	405	4,132	1,000	100	250	-	1,250	1,350
Naples.....	2,105	76	100	-	150	2,431	1,968	76	136	-	219	2,399	750	-	150	-	200	1,100
New Gloucester	4,944	104	300	-	300	5,648	3,301	104	160	-	127	3,692	-	-	300	-	600	800
No. Yarmouth.	1,891	-	75	-	75	2,041	2,037	100	69	-	94	2,300	550	-	75	-	175	800
Otisfield.....	2,107	-	50	-	150	2,307	1,917	70	77	-	178	2,242	600	-	75	-	150	825
Portland.....	190,514	2,500	4,930	8,583	42,281	248,808	190,514	2,500	4,930	8,583	42,281	248,808	*264,000	-	6,500	-	†9,500	280,000
Portnal.....	2,412	-	100	260	200	2,972	2,282	64	90	-	117	2,816	1,000	-	125	-	210	1,335
Raymond.....	2,413	-	75	-	100	2,588	2,180	65	81	-	76	2,402	700	-	75	-	75	850

* Includes repairs, fuel and janitors' services for all public buildings, superintendent's salary and clerk hire.

† Includes supplies, salaries of truant officers, census takers and transportation charges.

CUMBERLAND COUNTY—CONCLUDED.

Towns.	RESOURCES.						EXPENDITURES.						APPROPRIATIONS, 1911.					
	Total resources of common school fund.	Raised for superintendence.	Raised for free text-books.	Raised for new buildings.	Raised for repairs, insurance, apparatus and appliances.	Total.	Total expenditures of common school fund.	For superintendence.	For free text-books.	For new buildings.	For repairs, insurance, apparatus and appliances.	Total.	For common schools.	For superintendence.	For free text-books.	For new buildings.	For repairs, insurance, apparatus and appliances.	Total.
Scarboro.....	\$4,653	-	\$400	-	\$400	\$5,453	\$4,505	-	\$329	-	\$395	\$5,229	\$1,000	-	\$400	-	\$400	\$1,800
Sebago.....	1,418	-	80	-	100	1,598	1,382	\$80	45	-	76	1,583	500	-	80	-	50	630
South Portland	26,604	\$1,000	800	-	2,600	31,004	25,255	1,000	782	-	3,753	30,790	4,500	\$1,000	800	-	600	6,900
Standish.....	6,913	150	300	-	600	8,963	4,395	150	295	-	416	6,134	1,400	150	300	-	425	2,275
Westbrook.....	19,825	800	1,000	-	2,500	24,125	19,820	800	969	-	2,498	24,087	3,500	800	1,000	-	2,000	7,300
Windham.....	7,257	-	350	-	650	8,257	6,944	-	240	-	530	7,714	2,796	-	250	-	700	3,746
Yarmouth.....	5,911	200	300	-	1,000	7,411	6,053	250	336	-	1,300	7,939	1,000	250	300	-	1,200	2,750
Total.....	\$349,795	\$6,905	\$13,510	\$11,643	\$56,555	\$438,408	\$334,521	\$7,488	\$14,486	\$10,053	\$60,068	\$426,616	\$294,946	\$4,325	\$15,280	\$1,000	\$22,785	\$338,336

FRANKLIN COUNTY.

Avon.....	\$1,189	\$40	\$50	-	\$30	\$1,309	\$1,188	\$40	\$55	-	\$12	\$1,295	\$500	\$40	\$50	-	\$50	\$640
Carthage.....	1,129	-	50	-	-	1,179	861	-	75	-	27	963	50	-	75	-	375	500
Chester ville.....	2,585	-	-	-	300	2,885	3,006	-	165	-	62	3,233	800	-	-	-	200	1,000
Eustis.....	2,173	-	130	\$40	350	2,693	1,694	100	215	\$43	524	2,576	600	100	180	-	483	1,363
Farmington.....	8,280	350	700	-	1,000	10,330	8,174	350	573	-	954	10,051	1,000	350	700	-	1,000	3,050
Freeman.....	999	-	-	-	195	1,194	942	45	22	-	165	1,174	400	-	20	-	150	570
Industry.....	1,736	-	50	-	50	1,836	1,505	40	86	-	51	1,682	600	-	50	-	250	900
Jay.....	9,292	-	600	1,000	800	11,692	8,174	362	429	991	799	10,755	1,000	-	400	-	1,500	2,900
Kingfield.....	2,502	108	150	-	404	3,164	2,551	108	154	-	416	3,229	555	100	175	-	300	1,130
Madrid.....	1,261	-	50	-	50	1,361	978	35	81	-	55	1,149	400	-	75	-	75	550
New Sharon.....	2,460	-	300	700	250	3,710	2,522	124	270	798	340	4,054	800	-	200	-	200	1,200
New Vineyard.....	2,061	75	75	-	125	2,336	2,016	75	137	-	68	2,296	1,000	75	100	-	200	1,370
Phillips.....	4,462	200	250	-	850	5,762	4,197	200	213	-	723	5,333	1,300	200	250	-	750	2,500
Rangley.....	3,662	-	350	678	743	5,433	3,301	125	423	678	787	5,314	1,000	-	400	-	650	2,050
Salem.....	551	6	35	-	-	592	481	6	41	-	350	878	100	6	-	-	10	10
Strong.....	2,096	60	130	-	170	2,456	1,879	60	128	-	312	2,379	500	-	130	-	170	800
Temple.....	1,061	-	50	400	-	1,511	1,092	30	76	375	28	1,601	350	-	50	-	400	400
Weld.....	1,947	-	100	-	125	2,172	1,772	69	106	-	54	2,001	600	-	100	-	25	725
Wilton.....	5,522	350	-	-	600	6,472	5,920	350	126	-	665	7,061	1,800	350	-	\$500	700	3,350
PLANTATIONS.																		
Coplin.....	532	-	15	-	-	547	431	-	21	-	-	452	100	-	15	-	-	115
Dallas.....	632	-	75	-	75	782	646	20	48	-	5	719	51	20	45	-	25	141
Lang.....	705	-	15	-	-	720	521	21	16	-	-	558	75	-	12	-	87	87
Rangley.....	2,804	-	15	-	-	2,819	878	70	15	-	-	963	58	-	30	150	-	238
Sandy River....	1,523	10	10	-	10	1,553	522	10	15	-	6	553	-	10	10	-	35	55
Total.....	\$61,164	\$1,199	\$3,200	\$2,818	\$6,127	\$74,508	\$55,251	\$2,240	\$3,490	\$2,885	\$6,403	\$70,269	\$13,639	\$1,251	\$3,067	\$650	\$7,138	\$25,745

HANCOCK COUNTY.

TOWNS.	RESOURCES.						EXPENDITURES.						APPROPRIATIONS, 1911.					
	Total resources of common school fund.	Raised for superintendence.	Raised for free text-books.	Raised for new buildings.	Raised for repairs, insurance, apparatus and appliances.	Total.	Total expenditures of common school fund.	For superintendence.	For free text-books.	For new buildings.	For repairs, insurance, apparatus and appliances.	Total.	For common schools.	For superintendence.	For free text-books.	For new buildings.	For repairs, insurance, apparatus and appliances.	Total.
Amherst.....	\$827	-	-	-	-	\$827	\$308	\$25	\$13	-	\$5	\$851	\$300	-	-	-	-	\$300
Aurora.....	498	-	-	-	\$25	523	357	-	4	41	402	50	-	-	-	-	\$80	130
Bluehill.....	5,055	\$250	\$400	-	400	6,105	4,865	250	426	395	5,936	1,600	\$250	\$400	-	-	500	2,750
Brooklin.....	2,333	125	175	-	225	2,858	2,353	125	153	335	2,966	500	125	160	-	-	230	1,015
Brooksville.....	2,749	-	150	\$1,500	300	4,699	2,658	100	188	483	4,936	500	-	200	-	-	-	700
Bucksport.....	5,845	300	400	-	800	7,345	5,883	300	308	899	7,390	1,600	300	400	-	-	800	3,100
Castine.....	2,541	80	150	-	300	3,071	2,237	80	212	240	2,769	100	90	200	-	-	375	765
Cranberry Isles.....	2,065	60	50	-	120	2,295	1,400	60	27	115	1,602	600	-	250	-	-	195	1,045
Dedham.....	1,119	-	40	-	100	1,259	1,061	30	42	77	1,210	400	-	30	-	-	115	545
Deer Isle.....	6,302	240	450	-	500	7,492	6,347	240	407	465	7,459	2,400	300	500	\$1,000	-	500	4,700
Eastbrook.....	759	-	25	-	25	809	731	-	48	23	802	350	-	25	-	-	25	400
Eden.....	20,266	-	2,200	-	3,500	25,966	19,089	1,514	2,267	4,014	26,884	6,500	-	2,400	3,000	2,300	-	14,700
Ellsworth.....	8,197	500	400	-	400	9,497	7,771	500	397	307	8,975	1,000	400	750	-	-	400	2,550
Franklin.....	2,956	90	374	-	150	3,570	2,978	90	428	166	3,662	1,300	90	300	-	-	175	1,865
Gouldsboro.....	3,448	150	150	-	300	4,048	3,321	142	185	327	3,975	1,500	142	250	-	-	300	2,192
Hancock.....	2,064	-	250	-	300	2,614	2,050	74	231	277	2,632	500	-	125	-	-	200	825
Isle au Haut.....	1,128	75	25	500	75	1,803	868	75	72	93	1,608	500	75	75	-	-	50	700
Lamoine.....	1,391	50	100	-	150	1,691	1,274	50	81	125	1,530	400	50	75	-	-	140	665
Mariaville.....	688	-	24	-	38	750	632	15	19	10	676	150	-	20	-	-	170	
Mt. Desert.....	8,229	350	400	4,000	600	13,579	6,821	310	321	3,927	12,131	2,400	350	450	-	-	600	3,800
Orland.....	2,927	-	200	-	400	3,527	2,493	140	83	348	3,064	800	-	200	-	-	500	1,500
Otis.....	699	-	15	-	10	724	386	6	12	-	404	100	-	10	-	-	-	110
Penobscot.....	2,756	115	200	-	275	3,346	2,726	115	115	305	3,261	600	125	200	-	-	250	1,175
Sedgwick.....	3,771	125	180	-	300	4,376	2,794	125	140	377	3,436	500	125	160	-	-	260	1,045

Sorrento.....	745	60	25	-	75	905	524	64	32	-	42	662	150	65	35	-	75	325
Southwest Har.	2,722	-	150	-	220	3,092	2,364	74	197	-	275	2,910	710	156	200	-	160	1,226
Stonington.....	5,767	160	600	-	400	6,927	4,898	160	592	-	597	6,247	1,700	200	500	-	820	3,220
Sullivan.....	3,330	150	350	-	250	4,080	3,292	144	327	-	334	4,097	1,000	150	300	-	300	1,750
Surry.....	1,941	-	106	-	100	2,147	1,989	97	105	-	97	2,288	500	-	125	-	75	700
Swans Island.....	2,224	75	71	-	470	2,840	1,869	75	70	-	314	2,328	600	75	75	-	25	775
Tremont.....	2,224	160	200	-	200	4,314	3,391	171	224	-	215	4,001	700	200	200	-	200	1,300
Trenton.....	1,759	-	50	-	50	1,279	969	30	17	-	23	1,039	400	-	50	-	100	550
Verona.....	3,754	-	25	-	-	529	503	12	35	-	19	569	200	-	25	-	50	275
Waltham.....	504	-	-	-	25	610	447	16	-	-	25	488	153	-	50	-	-	203
Winter Harbor.....	585	-	-	-	175	2,502	1,690	94	284	-	267	2,335	500	100	300	-	400	1,300
PLANTATIONS.																		
Long Island.....	2,161	-	10	136	-	2,307	412	12	21	136	-	581	200	-	25	-	-	225
No. 8.....	309	10	-	-	-	319	238	10	-	-	-	248	150	10	-	-	30	190
Moose Hill, formerly No. 21.	278	5	5	-	-	288	199	5	1	-	-	205	100	5	10	-	-	115
Great Pond, formerly No. 33.	282	5	5	-	-	292	225	5	4	-	2	236	50	5	5	-	-	60
Total.....	\$116,421	\$3,235	\$8,155	\$6,136	\$11,258	\$145,205	\$104,913	\$5,335	\$8,088	\$6,070	\$12,389	\$136,795	\$31,763	\$3,388	\$9,080	\$4,000	\$10,730	\$58,961

KENNEBEC COUNTY.

Albion.....	\$3,179	\$100	\$200	-	\$150	\$3,629	\$2,382	\$115	-	-	\$150	\$2,647	\$800	\$118	\$150	-	\$150	\$1,218
Augusta.....	35,209	1,200	1,498	-	3,695	41,602	35,209	2,060	\$1,498	-	3,695	42,402	11,700	1,200	2,060	-	4,060	18,900
Belgrade.....	3,120	107	100	-	200	3,527	2,569	107	86	-	141	2,903	500	100	150	\$500	235	1,485
Benton.....	4,226	133	150	-	400	4,909	3,065	133	165	-	446	3,809	700	134	150	-	1,047	2,031
Chelsea.....	2,603	78	300	-	350	3,331	2,635	-	307	-	316	3,258	900	-	150	-	150	1,200
China.....	3,503	111	150	-	150	3,914	3,712	111	327	-	415	4,565	1,300	-	175	500	200	2,175
Clinton.....	3,836	-	200	-	450	4,486	3,290	100	199	-	743	4,232	1,200	150	300	-	400	2,050
Farmingdale.....	2,436	100	90	-	338	2,964	2,434	68	87	-	308	2,929	1,000	100	90	-	310	1,500
Fayette.....	1,940	-	100	-	150	2,190	1,977	100	132	-	153	2,287	900	-	90	-	105	1,095
Gardiner.....	14,612	400	700	-	3,365	19,077	14,892	400	642	-	2,208	18,142	4,000	400	700	-	1,400	6,500
Hallowell.....	6,371	250	500	-	600	7,721	5,673	250	486	-	499	6,908	500	250	400	-	500	1,650
Litchfield.....	2,642	-	90	-	150	2,883	1,789	94	90	-	63	2,036	800	-	-	-	800	915
Manchester.....	1,875	-	75	-	50	2,000	1,686	64	107	-	78	1,935	800	-	75	-	40	915

KENNEBEC COUNTY—CONCLUDED.

TOWNS.	RESOURCES.					EXPENDITURES.					APPROPRIATIONS, 1911.							
	Total resources of common school fund.	Raised for superintendence.	Raised for free text-books.	Raised for new buildings.	Raised for repairs, insurance, apparatus and appliances.	Total.	Total expenditures of common school fund.	For superintendence.	For free text-books.	For new buildings.	For repairs, insurance, apparatus and appliances.	Total.	For common schools.	For superintendence.	For free text-books.	For new buildings.	For repairs, insurance, apparatus and appliances.	Total.
Monmouth.....	3,381	-	200	-	450	4,031	3,378	100	192	-	469	4,139	1,200	-	500	-	450	2,150
Mt. Vernon.....	2,304	-	200	-	-	2,504	2,205	100	170	-	228	2,703	750	-	200	225	150	1,325
Oakland.....	7,117	200	250	-	700	8,267	6,960	200	354	-	1,158	8,672	3,300	200	250	-	1,100	4,850
Pittston.....	3,207	100	50	-	125	3,482	2,650	100	119	-	148	3,017	400	100	-	-	150	750
Randolph.....	2,625	50	125	-	75	2,875	2,455	50	107	-	109	2,721	800	75	100	-	-	975
Readfield.....	2,828	100	300	\$75	250	3,553	2,650	100	209	\$126	167	3,252	1,000	100	200	1,000	300	2,600
Rome.....	1,337	-	50	-	150	1,537	1,179	41	52	-	112	1,384	500	-	75	-	-	575
Sidney.....	2,381	-	160	-	-	3,041	2,684	100	176	-	108	3,048	1,500	-	175	-	200	1,875
Vassalboro.....	6,493	200	400	-	500	7,593	5,986	222	179	-	605	6,992	2,000	200	350	-	500	3,050
Vienna.....	909	-	90	-	35	1,034	833	30	90	-	19	1,022	275	-	60	-	40	375
Waterville.....	32,364	-	1,141	-	4,130	37,635	32,021	1,300	1,142	-	4,130	38,593	1,200	-	-	-	-	1,200
Wayne.....	1,759	-	75	-	500	2,334	1,716	53	100	-	261	2,130	500	-	125	-	125	750
West Gardiner.....	2,374	-	100	-	75	2,449	2,003	60	143	-	48	2,254	650	-	90	-	50	790
Winsor.....	2,318	65	50	-	50	2,483	2,227	65	48	-	59	2,399	1,100	65	60	-	75	1,300
Winslow.....	9,374	267	500	1,800	1,000	12,941	7,447	285	741	2,399	1,192	12,044	-	267	700	800	1,300	3,067
Winthrop.....	5,455	250	400	-	700	6,805	5,302	250	315	-	510	6,377	1,000	250	200	-	50	1,950
Unity Pl.....	222	-	10	-	-	242	187	5	20	-	-	212	75	-	-	-	20	95
Total.....	\$172,411	\$3,711	\$8,254	\$1,875	\$18,788	\$205,039	\$163,183	\$6,483	\$8,283	\$2,525	\$18,538	\$199,012	\$41,350	\$3,709	\$7,615	\$3,025	\$13,497	\$69,196

KNOX COUNTY.

Appleton	\$2,602	-	\$150	-	\$100	\$2,852	\$2,588	-	\$152	\$127	\$2,867	\$750	-	\$150	-	\$150	\$1,050	
Camden	9,588	\$350	1,536	-	1,275	12,749	8,681	\$350	1,535	1,282	11,848	2,500	\$350	1,300	-	1,275	5,425	
Cushing	1,603	-	70	-	100	1,773	1,437	65	-	37	1,566	500	-	100	-	-	600	
Friendship	2,104	-	150	-	152	2,406	2,036	105	133	34	2,308	800	-	150	-	75	1,025	
Hope	1,373	30	-	-	40	1,443	1,060	30	14	34	1,138	500	30	25	-	50	605	
Hurricane Isle	1,278	75	200	-	150	1,703	1,040	75	156	150	1,421	575	75	75	-	150	875	
North Haven	1,252	-	50	-	-	1,302	1,282	60	144	200	1,686	300	-	150	-	225	675	
Rockland	22,530	900	1,000	-	-	24,430	20,887	900	996	-	22,783	6,707	900	1,000	-	-	8,607	
Rockport	7,628	300	500	-	500	8,928	5,507	225	752	626	7,110	1,000	300	600	-	600	2,500	
So. Thomaston	4,021	125	300	-	625	5,071	3,743	125	250	589	4,707	800	125	200	\$600	400	2,125	
St. George	5,692	135	225	-	300	6,352	4,741	135	412	341	5,629	1,200	135	225	-	250	1,810	
Thomaston	5,848	350	538	-	2,752	9,488	5,457	350	537	2,889	9,233	1,600	350	500	-	1,825	4,275	
Union	2,907	-	300	-	600	3,807	2,947	150	192	610	3,899	800	150	300	-	300	1,550	
Vinalhaven	6,787	250	600	-	750	8,387	6,436	250	602	492	7,780	2,000	250	600	-	750	3,600	
Warren	5,640	200	300	-	400	6,540	3,883	200	290	395	4,768	1,000	200	300	-	500	2,000	
Washington	1,826	-	40	-	75	1,941	1,648	52	45	64	1,809	275	-	150	-	25	450	
Criehaven Pl	267	-	5	-	5	277	215	-	4	-	224	155	-	5	-	15	175	
Matineus Isle Pl	547	-	20	-	25	592	457	-	-	5	457	200	-	25	-	25	250	
Muscie Ridge Pl		No returns.																
Total	\$83,493	\$2,715	\$5,984	-	\$7,849	\$100,041	\$74,045	\$3,072	\$6,221	-	\$7,895	\$91,233	\$21,662	\$2,865	\$5,855	\$600	\$6,615	\$37,597

LINCOLN COUNTY.

Towns.	RESOURCES.					EXPENDITURES.					APPROPRIATIONS, 1911.							
	Total resources of common school fund.	Raised for superintendence.	Raised for free text-books.	Raised for new buildings.	Raised for repairs, insurance, apparatus and appliances.	Total.	Total expenditures of common school fund.	For superintendence.	For free text-books.	For new buildings.	For repairs, insurance, apparatus and appliances.	Total.	For common schools.	For superintendence.	For free text-books.	For new buildings.	For repairs, insurance, apparatus and appliances.	Total.
Alna	\$1,505	-	\$100	-	\$125	\$1,730	\$1,192	\$45	\$35	-	\$160	\$1,432	\$600	-	\$75	-	\$25	\$700
Boothbay	5,136	\$200	500	-	650	6,486	5,083	200	473	-	734	6,490	1,800	\$200	300	-	550	2,850
Boothbay Har.	6,180	- 200	350	-	800	7,530	5,117	200	388	-	894	6,599	1,300	200	350	-	1,450	3,200
Bremen	1,189	-	25	-	70	1,284	1,037	55	23	-	70	1,185	250	-	40	-	70	360
Bristol	6,850	-	400	-	900	8,150	6,746	200	325	-	902	8,173	3,000	-	400	-	500	3,900
Damariscotta	1,971	- 40	50	-	50	2,111	1,414	40	60	-	48	1,562	400	-	100	-	200	500
Dresden	2,075	-	125	-	300	2,500	1,686	55	126	-	404	2,271	-	40	100	-	200	875
Edgecomb	1,455	-	70	-	100	1,625	1,325	60	65	-	150	1,603	600	-	75	-	200	875
Jefferson	3,091	100	100	-	350	3,641	2,141	100	131	-	329	3,701	1,400	100	150	\$2,000	200	3,850
Newcastle	3,151	100	150	-	200	3,601	2,929	100	142	-	351	3,422	1,000	100	150	-	200	1,450
Nobleboro	2,276	- 75	90	-	383	2,824	1,654	75	82	-	1,817	800	-	75	100	-	370	1,345
Somerville	841	-	-	-	5	846	850	28	5	-	883	277	-	-	-	-	-	277
Southport	1,199	85	100	-	210	1,594	1,135	85	48	-	212	1,480	100	100	125	-	155	480
Waldoboro	7,885	300	250	-	400	8,835	5,837	300	206	-	589	7,032	1,000	300	250	-	400	1,950
Westport	662	- 17	20	-	269	968	532	17	13	-	110	672	150	20	25	-	200	395
Whitefield	2,905	-	75	-	175	3,155	2,826	75	89	-	150	3,140	550	-	100	-	125	775
Wiscasset	3,449	- 90	200	\$1,900	200	5,839	2,820	90	124	\$2,540	253	5,827	1,000	- 90	150	-	250	1,490
Monhegan Pl.	428	-	15	-	25	468	332	-	16	-	45	393	150	-	20	-	25	195
Total	\$52,248	\$1,207	\$2,620	\$1,900	\$5,212	\$63,187	\$45,756	\$1,725	\$2,360	\$2,540	\$5,301	\$57,682	\$14,577	\$1,225	\$2,485	\$2,000	\$5,020	\$25,307

OXFORD COUNTY.

Albany	\$1,369	-	\$65	-	\$200	\$1,634	\$1,627	\$62	\$68	-	\$210	\$1,967	\$850	-	\$100	-	\$60	\$1,010
Andover	1,922	-	125	-	319	2,366	2,096	65	196	-	195	2,552	600	-	200	-	100	900
Bethel	4,422	-	350	-	200	4,972	4,430	125	183	-	302	5,040	1,000	-	350	-	425	1,775
Brownfield	3,131	-	250	-	20	3,401	2,291	90	99	-	2	2,482	-	-	125	-	100	225
Buckfield	2,774	\$150	350	-	300	3,574	2,596	150	335	-	318	3,399	600	\$150	350	-	300	1,400
Byron	821	-	15	-	-	836	497	25	26	-	-	548	165	-	15	-	-	180
Canton	3,876	135	250	-	375	4,636	2,952	135	257	-	322	3,666	1,000	135	250	-	275	1,660
Denmark	2,230	-	100	-	226	2,556	2,219	76	86	-	28	2,409	800	-	100	-	-	900
Dixfield	3,965	150	300	-	350	4,765	3,858	150	259	-	228	4,495	2,000	150	200	-	500	2,850
Fryeburg	4,929	150	201	-	350	5,630	4,680	150	201	-	304	5,325	2,200	150	300	-	300	2,950
Gilead	538	20	6	-	-	564	491	20	-	-	-	511	130	20	10	-	-	160
Grafton	576	15	30	-	75	696	557	15	22	-	-	594	200	-	25	-	-	225
Greenwood	2,594	-	175	\$500	200	3,469	2,554	99	144	\$540	96	3,433	1,200	-	150	-	125	1,475
Hanover	551	-	25	-	25	601	558	7	24	-	2	591	300	-	25	-	-	325
Hartford	1,999	125	50	-	-	2,174	1,857	125	50	-	-	2,032	600	100	40	-	40	780
Hebron	2,188	50	80	100	50	2,468	2,017	78	125	70	16	2,306	800	100	75	-	100	1,075
Hiram	2,507	80	100	-	200	2,887	2,392	80	117	-	134	2,723	800	80	100	-	200	1,180
Lovell	2,115	50	100	-	-	2,265	1,973	50	55	-	18	2,096	500	-	50	-	-	550
Mason	266	-	10	-	-	276	225	5	16	-	-	246	50	-	10	-	-	60
Mexico	8,668	250	600	-	1,800	11,318	8,058	250	593	-	1,529	10,430	3,200	250	600	-	1,000	5,050
Newry	1,357	-	50	-	-	1,407	907	-	66	-	9	982	400	-	75	-	75	525
Norway	9,330	-	700	-	1,498	11,528	6,819	300	711	-	1,485	9,315	2,000	-	500	-	1,450	4,150
Oxford	3,898	-	175	-	700	4,773	3,275	158	205	-	735	4,373	1,000	-	175	-	350	1,525
Paris	10,579	400	500	-	1,550	13,029	9,676	400	534	-	1,564	12,174	4,000	400	500	-	1,400	6,300
Peru	2,586	-	100	-	225	2,911	2,525	140	123	-	196	2,984	1,100	150	100	-	125	1,475
Porter	2,387	100	200	-	100	2,787	1,899	100	218	-	42	2,259	450	100	200	-	75	825
Roxbury	1,785	-	75	-	-	1,860	1,102	20	53	694	-	1,869	650	-	75	-	-	800
Rumford	20,098	1,000	800	-	1,300	23,198	19,674	1,733	1,307	-	1,285	23,999	9,200	1,000	1,000	\$34,800	1,600	47,600
Stoneham	683	-	35	-	50	768	649	-	18	-	6	673	250	-	50	-	-	300
Stow	841	30	35	-	105	1,011	806	30	25	-	109	970	450	-	20	-	120	520
Sumner	2,238	125	50	-	100	2,513	2,130	125	68	-	157	2,490	700	-	75	-	50	900
Sweden	1,038	-	25	-	10	1,073	1,013	40	36	-	77	1,166	450	-	50	-	300	800
Upton	957	-	40	38	-	1,035	948	39	38	-	-	1,025	375	-	50	-	150	575
Waterford	3,390	150	150	-	689	4,379	2,457	150	145	-	649	3,401	1,200	150	150	-	475	1,975
Woodstock	2,337	100	150	-	150	2,737	2,193	100	143	-	86	2,522	1,100	100	200	-	150	1,550
Lincoln Pl.	3,633	-	50	-	-	3,683	550	10	36	-	-	586	65	-	75	-	-	140
Magalloway Pl.	2,274	-	60	-	-	2,334	1,058	10	106	-	2,600	3,774	75	-	30	2,200	50	2,355
Milton Pl.	769	10	25	-	50	854	617	10	25	-	55	707	150	-	10	-	15	205
Total	\$121,621	\$3,090	\$6,402	\$638	\$11,217	\$142,968	\$106,226	\$5,122	\$6,713	\$1,304	\$12,759	\$132,124	\$40,610	\$3,045	\$6,605	\$37,000	\$9,990	\$97,250

PENOBSCOT COUNTY.

TOWNS.	RESOURCES.					EXPENDITURES.					APPROPRIATIONS, 1911.							
	Total resources of common school fund.	Raised for superintendence.	Raised for free text-books.	Raised for new buildings.	Raised for repairs, insurance, apparatus and appliances.	Total.	Total expenditures of common school fund.	For superintendence.	For free text-books.	For new buildings.	For repairs, insurance, apparatus and appliances.	Total.	For common schools.	For superintendence.	For free text-books.	For new buildings.	For repairs, insurance, apparatus and appliances.	Total.
Alton	\$799	-	\$50	\$100	-	\$949	\$754	\$20	\$43	\$170	-	\$987	\$300	-	-	-	-	\$300
Argyle	929	-	25	-	\$125	1,079	882	24	37	-	\$170	1,113	429	-	\$30	-	\$125	584
Bangor	73,479	\$2,100	2,000	-	8,300	85,879	73,007	2,100	1,960	-	8,334	85,401	18,000	\$2,100	2,000	-	8,500	30,600
Bradford	2,368	100	-	-	100	2,568	2,491	150	382	-	256	3,279	1,156	150	500	-	250	2,056
Bradley	1,769	-	75	-	200	2,044	1,710	66	73	-	285	2,134	600	-	50	-	225	875
Brewer	14,818	600	1,300	-	1,900	18,618	13,787	600	1,103	21,000	1,918	38,408	4,000	50	1,300	\$6,100	1,900	13,350
Burlington	1,158	-	50	-	100	1,308	1,047	35	51	-	76	1,209	250	-	50	-	150	450
Carnel	1,922	-	100	-	150	2,172	2,107	-	96	-	215	2,418	1,000	-	100	-	200	1,300
Carroll	1,365	-	25	-	40	1,430	1,332	44	40	-	40	1,456	300	-	50	-	50	400
Charleston	2,822	150	200	-	100	3,272	2,759	125	183	-	150	3,217	1,200	150	200	-	125	1,675
Chester	1,491	48	50	-	300	1,889	1,430	48	58	-	29	1,565	400	50	50	200	-	700
Clifton	654	-	50	-	250	954	580	25	86	-	320	1,011	130	-	25	-	100	255
Corinna	3,446	200	250	-	450	4,346	3,296	200	264	-	361	4,121	1,300	200	275	-	550	2,320
Corinth	2,427	-	220	-	200	2,847	2,420	100	209	-	154	2,883	750	-	225	-	125	1,105
Dexter	9,807	350	500	-	1,300	11,957	10,021	483	526	-	1,395	12,425	3,500	400	500	-	1,200	5,600
Dixmont	1,977	-	50	-	112	2,139	1,849	70	67	-	155	2,141	605	-	-	-	400	1,005
E. Millinocket	4,097	-	300	-	375	4,772	3,839	-	62	-	169	4,070	1,500	-	-	-	350	1,850
Eddington	2,029	-	200	-	150	2,379	2,129	75	152	-	114	2,470	1,000	-	150	-	150	1,300
Edinburg	289	-	-	-	289	233	-	10	-	-	-	243	100	-	-	-	25	125
Enfield	3,202	-	250	-	1,000	4,452	2,865	-	205	-	870	3,940	750	-	200	-	150	1,100
Etna	1,314	-	100	-	100	1,514	1,456	69	114	-	70	1,709	600	-	50	-	50	700
Exeter	1,959	-	125	-	280	2,364	1,916	65	124	-	272	2,377	300	-	125	-	710	1,135
Garland	2,418	-	100	-	500	3,168	2,583	150	108	-	522	3,363	800	150	125	-	229	1,204
Glenburn	1,932	-	75	-	115	2,122	1,365	50	52	-	151	1,618	200	-	100	-	70	370
Greenbush	1,547	-	25	500	-	2,072	1,421	56	60	744	51	2,332	650	40	25	-	100	815

Greenfield	849	15	-	-	200	1,064	617	15	15	-	602	1,249	275	15	25	-	20	335
Hampden	6,868	200	-	-	1,200	8,668	6,837	200	476	-	1,196	8,709	2,200	200	400	-	1,500	4,300
Heron	3,284	-	-	-	400	3,834	3,004	125	91	-	277	3,497	1,000	-	100	-	400	1,500
Holden	2,216	-	-	-	100	2,466	2,192	75	150	-	125	2,542	800	-	100	-	100	1,025
Howland	1,753	45	-	-	50	1,948	1,680	45	80	-	65	1,870	550	45	100	-	225	920
Hudson	1,356	-	-	-	50	1,531	1,231	-	12	-	73	1,316	400	-	-	-	150	550
Kenduskeag	1,312	-	-	-	50	1,512	1,180	30	48	-	70	1,328	425	-	75	-	50	550
Kingman	2,297	-	-	-	100	2,522	2,407	78	164	-	96	2,745	700	-	150	-	25	875
Lagrange	2,158	-	-	-	150	2,408	2,161	79	98	-	92	2,430	600	-	130	-	250	980
Levant	1,949	-	-	-	100	2,124	1,936	65	106	-	104	2,211	350	-	150	-	150	650
Levant	2,072	-	-	-	100	2,322	1,968	90	139	-	99	2,296	600	-	50	-	150	800
Lincoln	5,851	150	-	-	608	7,071	5,554	150	469	-	523	6,696	1,650	-	400	-	500	2,550
Lowell	834	-	-	-	-	834	696	20	47	-	-	763	200	-	-	-	200	200
Mattawamkeag	1,900	-	1,000	-	100	3,100	1,745	-	202	-	108	2,055	450	-	200	-	150	800
Maxfield	492	-	-	-	50	542	364	10	12	-	50	436	150	-	-	-	150	150
Medway	1,667	-	100	-	70	1,837	1,508	45	84	-	8	1,645	489	-	50	-	200	739
Milford	2,292	50	-	-	-	2,542	2,136	63	140	-	100	2,439	-	75	-	-	225	225
Millinocket	9,952	200	-	-	500	11,052	9,326	200	325	-	2,069	11,920	2,800	200	400	-	2,500	5,900
Mt. Chase	1,027	-	-	-	150	1,227	1,114	50	31	-	20	1,215	-	-	-	-	-	-
Newburg	1,955	60	-	-	50	2,165	1,871	60	122	-	66	2,119	500	60	50	-	100	710
Newport	4,758	200	-	17,000	150	22,508	4,167	160	343	17,010	412	22,092	1,250	200	350	-	600	2,400
Old Town	16,247	700	1,000	-	2,000	19,947	15,081	700	1,142	-	2,635	19,558	3,500	700	1,000	-	1,500	6,700
Orono	9,328	250	-	2,000	2,300	14,578	9,319	250	754	1,656	2,233	14,212	2,500	250	700	-	1,800	5,250
Orrington	3,108	150	-	-	350	3,808	3,068	150	197	-	351	3,766	800	150	200	-	300	1,450
Passadumkeag	1,346	-	-	-	150	1,571	1,162	-	127	-	110	1,399	400	-	100	-	50	550
Patten	4,947	200	-	-	400	6,147	4,963	200	430	-	103	5,696	1,800	200	600	-	400	3,000
Plymouth	1,515	-	-	-	125	1,740	1,274	60	93	-	190	1,617	300	-	100	-	200	600
Prentiss	1,613	-	-	-	200	1,913	1,414	35	89	-	89	1,627	400	-	125	-	200	725
Springfield	1,121	-	-	-	193	1,414	1,210	-	67	-	230	1,507	200	-	100	-	200	500
Stetson	1,585	60	-	-	50	1,795	1,491	60	60	-	27	1,638	500	60	50	-	60	660
Veazie	1,425	50	-	-	200	1,750	1,259	50	64	-	226	1,599	300	50	60	-	50	460
Winn	1,777	75	-	-	150	2,077	1,884	75	110	-	140	2,209	500	75	100	-	50	725
Woodville	652	-	-	-	-	677	689	-	28	-	-	717	150	-	50	-	200	200
Drew Pl.	1,215	25	-	-	-	1,265	1,101	25	59	-	37	1,222	500	-	25	-	75	650
Grand Falls Pl.	351	-	-	-	-	366	228	-	10	-	-	238	100	-	-	-	100	100
Lakeville Pl.	790	14	-	-	-	829	557	14	22	-	-	593	103	-	18	-	6	157
Seboeis Pl.	478	-	-	-	50	553	334	10	4	-	95	443	100	-	30	-	40	190
Stacyville Pl.	1,804	94	-	2,000	100	4,098	1,703	94	96	3,045	223	5,161	400	60	75	1,500	100	2,135
Webster Pl.	572	-	-	-	-	582	358	5	5	-	-	368	-	-	5	-	-	5
Total	\$246,734	\$6,236	\$12,657	\$22,600	\$26,543	\$314,770	\$238,068	\$7,853	\$12,566	\$43,625	\$28,921	\$331,033	\$67,762	\$5,673	\$12,405	\$7,800	\$27,850	\$121,490

PISCATAQUIS COUNTY.

TOWNS.	RESOURCES.					Total.	EXPENDITURES.					Total.	APPROPRIATIONS, 1911.					Total.
	Total resources of common school fund.	Raised for superintendence.	Raised for free text-books.	Raised for new build'g's.	Raised for repairs, insurance, apparatus and appliances.		Total expenditures of common school fund.	For superintendence.	For free text-books.	For new buildings.	For repairs, insurance, apparatus and appliances.		For common schools.	For superintendence.	For free text-books.	For new buildings.	For repairs, insurance, apparatus and appliances.	
Abbot	\$2,578	\$100	\$155	-	\$342	\$3,175	\$2,461	\$100	\$154	-	\$342	\$3,057	\$1,000	\$100	\$150	-	\$350	\$1,600
Atkinson	1,935	50	50	-	150	2,185	1,890	50	88	-	183	2,211	900	50	50	200	1,200	
Blaichard	915	-	65	-	210	1,190	709	30	47	-	170	956	200	-	40	10	250	
Bowe bank	526	-	25	-	85	636	522	17	24	-	75	678	65	-	25	-	90	
Brownville	6,084	275	700	-	500	7,659	5,008	375	692	-	598	6,473	1,200	275	425	\$3,500	500	6,000
Dover	6,933	167	400	-	750	8,250	5,518	167	381	-	701	6,767	2,000	187	400	1,187	3,754	
Foxcroft	5,872	168	400	-	850	7,299	5,473	168	400	-	83	6,874	2,100	187	400	800	3,467	
Greenville	5,390	200	350	-	400	6,250	4,746	200	399	-	525	5,811	1,700	200	300	450	2,650	
Guilford	4,875	250	300	-	850	6,275	3,890	271	314	-	945	5,420	1,000	500	300	1,200	3,000	
Medford	1,007	-	20	-	105	1,132	927	26	14	-	106	1,073	350	-	100	3	453	
Milo	6,938	375	850	-	600	8,763	6,872	375	875	-	593	8,715	1,800	375	575	800	3,550	
Monson	3,432	110	300	-	750	4,582	2,767	110	300	-	400	3,577	700	100	300	300	1,400	
Orneville	1,073	40	50	-	150	1,198	976	40	43	-	11	1,070	350	-	25	-	375	
Parkman	1,740	-	75	-	150	1,965	1,695	50	75	-	88	1,908	650	-	75	50	775	
Sangerville	4,668	200	200	-	375	5,443	4,436	200	202	-	428	5,267	2,200	200	200	600	3,200	
Sebec	2,397	80	150	-	300	2,927	1,793	80	114	-	299	2,286	500	-	50	-	630	
Shirley	1,461	-	-	-	1,461	1,250	41	80	-	-	1,371	650	-	80	-	1,000	1,650	
Wellington	1,595	100	50	-	100	1,845	1,392	100	105	-	1,637	550	-	50	150	750		
Williamsburg	513	11	25	-	35	584	576	11	81	-	621	200	-	25	60	296		
Williamantc	855	-	37	-	125	1,017	851	30	36	-	87	1,004	175	11	25	35	235	
Barnard Pl.	494	7	30	-	531	283	7	16	-	-	306	100	-	15	-	130		
Elliottsville Pl.	347	-	10	-	357	439	11	5	-	-	455	300	-	15	-	65	380	
Kingsbury Pl.	693	-	15	-	733	591	-	13	-	-	604	200	-	15	-	10	225	
Lake View Pl.	1,066	25	100	\$200	-	1,391	1,002	14	70	\$224	-	1,310	200	-	100	-	50	350
Total	\$63,297	\$2,258	\$4,357	\$200	\$6,746	\$76,858	\$56,067	\$2,471	\$4,420	\$224	\$6,229	\$69,411	\$19,090	\$2,340	\$3,660	\$3,500	\$7,820	\$36,410

SAGADAHOC COUNTY.

Arrowsic.....	\$443	-	\$10	-	\$10	\$463	\$391	\$15	\$13	-	\$64	\$483	\$150	-	\$10	-	\$15	\$175
Bath.....	35,739	\$1,500	1,800	-	2,000	41,099	24,893	1,500	1,587	-	1,993	29,973	13,386	\$1,500	1,800	-	1,700	18,386
Bowdoin.....	2,512	-	150	-	150	2,812	2,436	-	152	-	136	2,724	1,365	-	100	-	-	1,465
Bowdoinham.....	3,230	160	300	-	375	4,115	2,816	160	309	-	590	3,875	300	160	250	\$900	375	1,985
Georgetown.....	2,395	-	100	-	300	2,795	2,253	75	81	-	315	2,724	1,000	-	100	-	175	1,275
Perkins.....	168	5	5	-	18	196	168	5	5	-	18	196	75	5	5	-	85	85
Phippsburg.....	3,657	75	100	-	100	3,932	3,357	75	57	-	119	3,608	800	75	200	-	150	1,225
Richmond.....	5,442	240	350	-	440	6,472	4,502	240	362	\$16,811	433	22,348	600	240	350	-	650	1,840
Topsham.....	8,016	250	500	-	900	9,666	6,102	250	433	-	782	7,567	1,000	250	500	-	900	2,650
West Bath.....	1,216	35	40	-	-	1,291	1,008	35	40	-	75	1,158	300	35	50	-	100	485
Woolwich.....	2,125	-	50	-	150	2,325	2,048	70	71	-	186	2,375	700	-	50	-	25	775
Total.....	\$65,053	\$2,265	\$3,405	-	\$4,443	\$75,166	\$49,974	\$2,425	\$3,110	\$16,811	\$4,711	\$77,031	\$19,676	\$2,265	\$3,415	\$900	\$4,090	\$30,346

SOMERSET COUNTY.

Anson.....	\$6,781	\$200	\$250	-	-	\$7,231	\$7,284	\$200	\$380	-	\$1,400	\$9,264	\$2,144	-	\$300	-	\$550	\$2,994
Athens.....	2,449	100	150	-	\$250	2,949	2,455	100	138	-	212	2,905	800	\$100	125	-	275	1,300
Bingham.....	3,238	148	300	\$6,400	400	10,486	3,124	148	329	\$6,402	446	10,449	1,200	173	200	-	350	1,923
Cambridge.....	1,015	-	25	-	-	1,040	839	25	13	-	8	-	300	-	50	-	350	350
Canaan.....	2,470	-	150	-	25	2,645	2,364	120	70	-	116	2,670	842	-	150	-	300	1,292
Concord.....	974	45	30	-	150	1,199	895	44	40	-	204	1,183	400	50	40	-	25	515
Cornville.....	2,537	-	100	-	150	2,787	2,228	-	41	-	76	2,345	1,125	100	100	-	125	1,450
Detroit.....	1,162	-	75	-	60	1,297	1,273	75	47	-	85	1,455	400	-	50	-	-	450
Emden.....	1,713	75	100	500	50	2,438	1,650	50	123	-	369	2,217	500	-	125	-	202	827
Fairfield.....	11,651	400	2,500	-	15	14,566	11,431	400	732	-	1,957	14,520	3,500	400	2,750	-	-	6,650
Harmony.....	1,716	100	150	1,000	150	3,116	1,713	100	125	-	134	2,072	500	100	100	\$1,000	175	1,875
Hartland.....	3,404	133	200	-	400	4,137	2,904	133	161	-	232	3,430	750	133	150	-	300	1,333
Madison.....	11,057	360	700	12,800	1,875	26,792	10,219	354	703	12,486	2,743	26,505	5,500	360	800	2,500	1,500	10,660
Mercer.....	1,479	-	50	-	250	1,779	1,435	45	63	-	267	1,810	600	-	40	-	200	840
Moscow.....	1,718	89	50	-	234	2,091	1,346	89	58	-	229	1,722	400	86	50	-	105	641
New Portland.....	2,572	100	350	275	-	3,287	2,453	100	363	-	-	3,191	750	-	-	-	400	1,150
Norridgewock.....	4,606	100	350	-	400	5,456	4,821	100	403	-	171	5,495	1,600	23	400	-	100	2,123
Palmyra.....	2,806	133	-	132	655	3,726	2,552	133	122	-	618	3,425	1,000	133	100	-	235	1,468
Pittsfield.....	7,673	300	300	-	900	9,173	8,151	300	307	-	855	9,613	2,700	300	300	-	900	4,200

SOMERSET COUNTY—CONCLUDED.

TOWNS.	RESOURCES.						EXPENDITURES.						APPROPRIATIONS, 1911.					
	Total resources of common school fund.	Raised for superintendence.	Raised for free text-books.	Raised for new buildings.	Raised for repairs, insurance, apparatus and appliances.	Total.	Total expenditures of common school fund.	For superintendence.	For free text-books.	For new buildings.	For repairs, insurance, apparatus and appliances.	Total.	For common schools.	For superintendence.	For free text-books.	For new buildings.	For repairs, insurance, apparatus and appliances.	Total.
Ripley	1,074	36	75	-	-	1,185	1,014	36	90	-	-	1,140	500	-	35	-	-	535
St. Albans	3,344	133	175	-	350	4,002	3,241	133	136	-	240	3,750	1,200	-	100	-	150	1,450
Skowhegan	17,574	530	1,500	-	1,000	20,604	14,388	530	962	-	2,586	18,466	2,250	540	700	-	2,300	5,790
Smithfield	1,222	15	50	25	150	1,462	1,182	43	13	18	176	1,432	700	-	-	-	-	700
Solon	3,099	100	300	-	324	3,823	2,891	100	318	-	421	3,730	1,000	100	300	-	250	1,650
Starks	1,811	-	50	-	50	1,911	1,772	50	25	-	42	1,889	675	-	50	500	100	1,325
PLANTATIONS.																		
Bigelow	411	-	10	50	-	471	387	8	7	50	-	452	60	-	10	-	-	70
Brighton	1,168	20	30	500	50	1,768	846	20	12	88	29	995	250	20	50	50	50	370
Caratunk	841	40	35	-	171	1,087	909	44	75	-	182	1,210	340	100	50	-	50	540
Dead River	597	5	20	-	5	627	466	12	29	-	4	511	80	-	25	-	25	145
Dennistown	541	-	20	-	5	566	399	11	21	-	4	431	125	15	20	-	25	170
Flagstaff	644	-	65	-	-	709	602	65	56	-	-	723	100	-	65	-	-	165
Highland	273	-	15	-	75	363	235	8	15	-	77	335	-	-	15	-	25	40
Jackman	2,194	-	30	-	400	2,624	1,227	18	65	-	431	1,741	400	-	275	-	35	710
Lexington	726	-	35	-	-	761	654	25	50	-	4	733	225	-	25	-	-	250
Mayfield	422	-	-	-	-	422	296	-	-	-	-	296	100	-	-	-	-	100
Moose River	973	-	30	-	25	1,028	1,000	34	29	-	40	1,103	201	-	25	-	140	366
Pleasant Ridge	492	-	-	-	-	492	352	-	-	-	-	352	115	-	-	-	-	115
The Forks	1,210	45	40	-	30	1,325	1,072	44	40	-	19	1,175	450	45	40	-	30	565
West Forks	855	30	50	-	100	1,035	1,135	30	52	-	79	1,296	250	35	50	-	100	425
Total	\$110,492	\$3,237	\$8,360	\$21,682	\$8,699	\$152,470	\$103,205	\$3,727	\$6,213	\$19,319	\$14,452	\$146,916	\$34,032	\$2,813	\$7,615	\$4,050	\$9,022	\$57,532

WALDO COUNTY.

Belfast.....	\$11,804	\$500	\$650	-	\$1,000	\$13,954	\$11,941	\$500	\$651	-	\$1,169	\$14,261	\$2,650	\$500	\$650	-	\$1,400	\$5,200
Belmont.....	898	-	40	-	25	965	905	15	42	-	48	1,010	500	-	50	-	140	765
Brooks.....	1,554	50	100	-	75	1,779	1,280	50	90	-	64	1,484	50	-	100	-	500	650
Burnham.....	2,180	50	75	-	514	2,819	1,966	50	85	-	30	2,131	586	100	100	-	-	786
Frankfort.....	2,555	135	200	-	100	2,990	2,185	135	305	-	172	2,797	550	135	300	-	675	1,680
Freedom.....	1,651	-	30	-	150	1,831	1,534	48	72	-	89	1,743	650	-	50	-	50	750
Islesboro.....	2,563	115	250	-	200	3,128	2,617	115	222	-	148	3,102	300	-	250	-	200	830
Jackson.....	1,259	-	75	-	150	1,484	1,494	56	96	-	130	1,776	600	-	80	-	150	250
Knox.....	1,300	-	50	-	250	1,600	1,291	44	54	-	318	1,707	250	-	-	-	-	250
Liberty.....	1,444	-	100	-	100	1,644	1,472	55	98	-	88	1,713	200	-	75	-	100	375
Lincolnton.....	2,870	-	50	-	25	2,945	2,636	68	56	-	45	2,805	600	-	200	-	100	900
Monroe.....	2,230	90	150	-	100	2,600	2,122	90	150	-	300	2,662	800	90	150	-	100	1,140
Montville.....	1,817	-	175	\$425	25	2,442	2,052	71	185	-	22	2,330	680	-	250	500	-	1,430
Morrill.....	802	-	50	-	25	877	803	25	82	-	59	969	100	-	25	-	40	165
Northport.....	1,955	-	25	-	150	2,130	1,509	40	34	-	226	1,809	500	-	30	-	150	680
Palermo.....	1,884	60	100	-	250	2,294	1,849	60	120	-	204	2,233	552	-	50	-	10	612
Prospect.....	1,389	-	75	-	750	2,214	1,320	75	60	-	746	2,201	-	-	100	-	150	200
Searsmont.....	1,881	-	50	-	50	1,981	1,736	56	138	-	69	1,999	174	-	100	-	125	399
Searsport.....	4,196	200	200	-	587	5,183	4,682	200	200	-	866	5,948	900	200	200	-	450	1,750
Stockton Sp'ngs	2,606	-	150	-	300	3,056	2,457	-	188	-	302	2,947	1,000	-	150	-	300	1,450
Swanville.....	1,439	-	75	-	100	1,614	1,264	50	95	-	109	1,518	350	-	75	-	150	575
Thorndike.....	1,331	50	50	-	50	1,481	1,325	76	70	-	64	1,535	230	78	50	-	50	408
Troy.....	2,098	-	50	-	100	2,248	2,094	75	150	-	192	2,511	1,000	-	100	-	250	1,350
Unity.....	2,369	95	100	-	150	2,714	2,418	104	138	-	221	2,881	1,100	104	75	-	150	1,429
Waldo.....	1,186	-	100	-	100	1,386	1,039	25	106	-	122	1,292	200	-	25	-	50	275
Winterport.....	3,537	175	1,000	-	400	5,112	4,381	175	962	-	475	5,993	2,600	175	350	-	400	3,525
Total.....	\$60,828	\$1,520	\$3,970	\$425	\$5,726	\$72,469	\$60,372	\$2,258	\$4,449	-	\$6,278	\$73,357	\$17,122	\$1,382	\$3,535	\$575	\$5,690	\$28,304

WASHINGTON COUNTY

TOWNS.	RESOURCES.					EXPENDITURES.					APPROPRIATIONS, 1911.							
	Total resources of common school fund.	Raised for superintendence.	Raised for free text-books.	Raised for new buildings.	Raised for repairs, insurance, apparatus and appliances.	Total.	Total expenditures of common school fund.	For superintendence.	For free text-books.	For new buildings.	For repairs, insurance, apparatus and appliances.	Total.	For common schools.	For superintendence.	For free text-books.	For new buildings.	For repairs, insurance, apparatus and appliances.	Total.
Addison	\$3,142	-	\$125	-	\$225	\$3,492	\$2,706	\$105	\$134	-	\$218	\$3,163	\$800	\$150	\$175	-	\$300	\$1,425
Alexander	1,061	\$25	25	-	50	1,161	1,100	25	83	-	4	1,212	150	30	100	-	25	305
Baileyville	3,307	150	150	\$5,000	150	8,757	2,911	150	163	\$10,700	176	200	150	300	\$5,000	-	5,650	
Baring	802	50	60	-	200	1,112	415	50	71	-	251	14,100	10	50	60	125	245	
Beddington	328	12	-	-	-	340	231	12	14	-	257	787	46	12	15	15	88	
Brookton	705	15	25	-	25	770	648	15	47	-	18	728	100	15	25	75	215	
Calais	15,758	400	1,505	-	3,040	20,703	13,915	400	1,455	-	3,088	18,858	900	400	700	2,100	4,100	
Centerville	445	-	15	-	30	490	447	6	9	-	-	462	100	15	15	5	120	
Charlotte	759	20	-	-	50	829	755	25	21	-	16	817	200	35	35	-	235	
Cherryfield	4,219	175	325	-	500	5,219	3,867	175	392	-	358	4,792	500	175	350	500	1,525	
Columbia	1,968	-	100	-	160	2,228	1,947	46	97	-	172	2,262	600	-	100	180	880	
Columbia Falls	1,362	100	150	-	150	1,762	1,405	100	119	-	115	1,739	150	100	175	450	875	
Cooper	778	-	18	-	-	796	747	18	25	-	29	819	240	-	18	-	258	
Crawford	390	-	-	-	390	391	15	37	-	-	11	454	140	15	20	200	375	
Cutler	1,878	35	150	-	100	2,163	1,678	35	53	-	50	1,816	500	35	200	500	1,235	
Danforth	3,338	-	300	-	400	4,038	2,995	110	356	-	320	3,781	500	-	450	2,000	500	
Deblois	257	-	10	-	-	267	230	10	5	-	-	245	75	-	10	-	85	
Dennysville	1,156	-	125	-	50	1,331	1,091	45	123	-	89	1,348	99	-	125	50	274	
East Machias	3,427	100	439	-	350	4,316	3,242	100	414	-	308	4,064	300	100	400	500	1,500	
Eastport	13,342	225	803	-	1,395	15,765	12,616	212	813	-	1,589	15,230	1,500	225	800	1,580	4,105	
Edmunds	1,625	45	100	-	50	1,820	1,567	45	100	-	46	1,758	493	-	150	-	668	
Forest City	324	6	-	-	15	345	269	6	17	-	-	292	100	6	-	-	106	
Harrington	2,577	100	100	-	100	2,877	2,523	100	106	-	79	2,808	750	50	75	125	1,000	
Jonesboro	1,462	-	150	-	110	1,722	1,372	-	160	-	168	1,700	300	100	150	-	650	
Jonesport	6,274	-	300	-	500	7,074	5,252	150	292	-	387	6,081	1,659	250	300	400	2,609	
Lubec	10,055	225	736	1,500	700	13,216	9,826	212	736	7,500	704	18,980	2,575	225	650	1,000	5,250	

Machias	4,486	100	360	-	200	5,146	3,912	100	364	-	523	4,899	150	100	350	-	200	800
Machiasport	3,228	100	223	-	155	3,706	3,216	75	211	-	199	3,701	700	100	-	-	200	1,000
Marion	322	10	-	-	25	357	353	10	1	-	25	389	80	10	15	-	15	120
Marshfield	626	-	24	-	-	650	561	13	24	-	4	602	200	-	22	-	-	222
Meddybemps	412	-	40	-	-	452	413	8	28	-	-	449	125	-	50	-	-	175
Milbridge	3,836	100	200	-	440	4,576	3,798	100	200	-	531	4,629	700	100	250	-	470	1,520
Northfield	410	-	20	-	15	445	395	-	15	-	26	436	200	-	20	-	-	220
Pembroke	3,772	-	200	-	200	4,172	3,529	75	272	-	190	4,066	800	-	300	-	450	1,550
Perry	2,453	-	75	-	75	2,603	2,524	80	205	-	115	2,924	550	-	200	-	400	1,150
Princeton	3,289	100	300	-	1,250	4,939	3,202	129	295	-	1,243	4,869	914	100	300	-	1,250	2,564
Robbinston	2,255	60	50	-	165	2,530	2,031	60	31	-	200	2,372	300	60	72	-	240	672
Roque Bluffs	402	-	15	-	15	432	370	15	-	-	2	387	150	-	15	-	5	170
Steuben	2,470	100	125	-	250	2,945	1,944	100	122	-	168	2,334	80	100	175	-	150	1,225
Talmadge	438	-	-	-	-	438	260	7	15	-	-	282	80	-	15	-	-	95
Topsfield	867	43	50	-	150	1,110	1,074	43	26	-	47	1,190	300	45	50	-	50	440
Trescott	1,398	-	70	-	75	1,543	1,357	30	80	-	137	1,604	372	-	75	-	115	562
Vanceboro	2,296	-	125	-	300	2,721	1,688	50	152	-	171	2,061	100	100	125	-	125	450
Waite	696	-	25	-	-	721	476	11	42	-	34	563	200	-	-	-	-	200
Wesley	822	-	30	-	25	877	826	19	37	-	4	886	375	-	20	-	5	400
Whiting	1,233	30	58	-	97	1,418	1,068	30	67	-	66	1,231	300	30	50	-	50	430
Whitneyville	658	-	25	-	30	713	696	22	19	-	191	928	200	-	25	-	25	250
PLANTATIONS.																		
Codyville	377	-	20	-	5	402	218	10	19	-	9	256	55	-	20	-	15	90
Grand Lake																		
Stream	1,355	-	124	-	450	1,929	1,056	18	106	-	467	1,647	200	-	175	-	200	575
No. 14	616	-	15	-	6	654	458	17	15	-	6	496	50	-	-	-	-	50
No. 21	415	-	10	-	50	475	410	-	9	-	3	422	70	10	10	-	10	100
Total	\$119,871	\$2,323	\$7,915	\$6,500	\$12,328	\$148,937	\$109,983	\$3,189	\$8,247	\$18,200	\$12,557	\$152,176	\$20,958	\$2,843	\$7,732	\$8,500	\$12,230	\$52,263

YORK COUNTY.

TOWNS.	RESOURCES.					EXPENDITURES.					APPROPRIATIONS, 1911.							
	Total resources of common school fund.	Raised for superintendence.	Raised for free text-books.	Raised for new buildings.	Raised for repairs, insurance, apparatus and appliances.	Total.	Total expenditures of common school fund.	For superintendence.	For free text-books.	For new buildings.	For repairs, insurance, apparatus and appliances.	Total.	For common schools.	For superintendence.	For free text-books.	For new buildings.	For repairs, insurance, apparatus and appliances.	Total.
Acton	\$2,722	-	\$100	-	\$100	\$2,922	\$1,628	\$56	\$113	-	\$49	\$1,846	\$800	-	\$100	-	\$200	\$1,100
Alfred	3,040	\$100	-	-	-	3,140	2,633	100	355	21	3,109	1,500	\$100	300	-	-	100	2,000
Berwick	5,289	-	450	-	350	6,089	5,722	125	658	-	7,011	1,500	-	450	-	-	350	2,300
Biddeford	53,265	1,500	700	-	1,000	56,465	27,030	1,500	607	222	29,359	-	1,500	900	-	-	1,000	3,400
Buxton	6,549	-	350	-	900	7,799	4,399	175	367	-	6,243	1,000	-	350	-	-	1,300	2,650
Cornish	2,660	100	250	-	100	3,110	2,265	100	264	-	2,841	800	100	250	-	275	-	1,425
Dayton	1,085	-	75	-	100	1,260	1,166	24	66	-	1,461	400	-	25	-	-	-	425
Eliot	5,392	125	350	-	600	6,467	3,632	125	350	288	4,395	600	125	350	-	-	700	1,775
Hollis	2,465	-	200	\$437	100	3,202	1,985	90	200	\$885	140	500	-	275	\$750	200	-	1,725
Kennebunk	12,279	200	650	-	1,700	14,829	9,471	275	708	-	2,024	12,478	3,000	300	700	-	3,500	7,500
Kennebunkport	6,686	200	200	-	250	7,336	8,035	150	214	-	631	9,030	2,500	200	1,000	500	500	4,700
Kittery	8,654	-	500	-	2,000	11,154	7,167	210	452	-	2,114	9,945	2,500	-	500	-	2,000	5,000
Lebanon	3,785	-	200	-	300	4,285	3,877	-	140	-	448	4,465	1,200	-	300	-	200	1,700
Limerick	2,207	75	150	-	250	2,682	2,187	75	150	-	250	2,662	500	75	160	-	250	985
Limington	2,555	100	200	-	533	3,388	2,325	100	218	-	387	3,030	600	100	225	-	200	1,125
Lynan	1,882	-	-	-	-	1,882	1,952	-	52	-	241	2,245	600	-	-	-	-	900
Newfield	1,244	-	50	-	150	1,444	1,202	45	35	-	150	1,432	200	-	100	-	-	300
North Berwick	6,060	-	300	-	400	6,760	5,382	-	335	-	490	6,207	2,600	-	300	-	400	3,300
Old Orchard	2,523	75	200	-	600	3,398	2,402	75	198	-	597	3,272	250	75	250	-	300	875
Parsonsfield	3,034	100	150	-	400	3,684	2,755	100	133	-	128	3,116	1,000	100	50	-	-	1,150
Saco	16,413	1,100	1,000	-	3,849	22,362	17,389	1,050	1,047	-	7,073	26,559	5,000	-	1,000	-	800	6,800

Sanford	24,083	600	1,622	-	5,416	31,721	22,756	600	1,622	-	5,416	30,394	11,500	600	-	-	-	12,100
Shapleigh	2,031	50	100	-	50	2,231	1,948	150	92	-	73	2,163	553	50	100	-	50	753
South Berwick	7,882	-	700	-	400	8,982	6,193	250	595	-	395	7,433	250	-	650	-	400	1,300
Waterboro	2,641	75	160	-	300	3,176	2,192	75	230	-	423	2,920	600	75	200	-	300	1,175
Wells	7,247	250	500	-	400	8,397	6,282	250	516	-	361	7,409	2,000	250	600	-	300	3,150
York	10,071	650	710	-	800	12,231	7,599	650	712	-	954	9,915	1,500	750	800	7,500	650	11,200
Total	\$203,744	\$5,300	\$9,867	\$437	\$21,048	\$240,396	\$161,574	\$6,250	\$10,429	\$885	\$25,100	\$204,238	\$43,453	\$4,400	\$9,935	\$8,750	\$14,275	\$80,813

SUMMARY.

Androscoggin	\$154,978	\$4,121	\$4,775	\$3,250	\$9,725	\$176,849	\$130,191	\$5,286	\$5,299	\$2,998	\$10,546	\$154,320	\$22,900	\$3,516	\$5,147	\$1,000	\$12,175	\$44,738
Arroostook	250,818	5,358	13,739	50,006	22,672	342,593	216,152	7,141	13,730	57,636	23,642	318,301	58,446	5,912	13,841	14,688	20,185	113,072
Cumberland	349,795	6,905	13,510	11,643	56,555	438,408	334,521	7,488	14,486	10,053	60,068	426,616	294,946	4,325	15,280	1,000	22,785	338,336
Franklin	61,164	1,199	3,200	2,818	6,127	74,508	55,251	2,240	3,490	2,885	6,403	70,269	13,639	1,251	3,067	650	7,138	25,745
Hancock	116,421	3,235	8,155	6,136	11,253	145,205	104,913	5,335	8,088	6,070	12,389	136,795	31,763	3,388	9,080	4,000	10,730	58,961
Kennebec	172,411	3,711	8,254	1,875	18,788	205,039	163,183	6,483	8,283	2,525	18,538	199,012	41,350	3,709	7,615	3,025	13,497	69,196
Knox	83,493	2,715	5,984	-	7,849	100,041	74,045	3,072	6,221	-	7,895	91,233	21,662	2,865	5,855	600	6,615	37,597
Lincoln	52,246	1,207	2,620	1,900	5,212	63,187	45,756	1,725	2,360	2,540	5,301	57,682	14,577	1,225	2,485	2,000	5,020	25,307
Oxford	121,621	3,090	6,402	638	11,217	142,968	106,226	5,122	6,713	1,304	12,759	132,124	40,610	3,045	6,605	37,000	9,950	97,250
Oxoboxee	246,734	6,236	12,657	22,600	26,543	314,770	238,068	7,853	12,566	43,625	28,921	331,033	67,762	5,673	12,405	7,800	27,850	121,490
Piscataquis	63,297	2,258	4,357	200	6,746	76,858	56,067	2,471	4,420	224	6,229	69,411	19,090	2,340	3,660	3,500	7,820	36,410
Sagadahoc	85,053	2,265	3,405	-	4,443	75,166	49,974	2,425	3,110	16,811	4,711	77,031	19,676	2,265	3,415	4,000	9,090	30,346
Somerset	110,492	3,237	8,360	21,682	8,699	152,470	103,205	3,727	6,213	19,319	14,452	146,916	34,032	2,813	7,615	4,950	9,022	57,532
Waldo	60,828	1,520	3,970	425	5,726	72,469	60,372	2,258	4,449	6,278	73,357	17,122	1,382	3,535	575	5,690	28,304	
Washington	119,871	2,323	7,915	6,500	12,328	148,937	109,983	3,189	8,247	18,200	12,557	152,176	20,958	2,843	7,732	8,500	12,220	52,263
York	203,744	5,300	9,867	437	21,048	240,396	161,574	6,250	10,429	885	25,100	204,238	43,453	4,400	9,935	8,750	14,275	80,813
Total	\$2,232,968	\$54,680	\$117,170	\$130,110	\$234,936	\$2,769,364	\$2,009,481	\$72,065	\$118,104	\$185,075	\$255,789	\$2,640,514	\$703,540	\$45,040	\$103,431	\$83,350	\$168,927	\$1,104,288

TABLE No. VI.
COMMON SCHOOL STATISTICS.
Showing Distribution of Pupils in Common Schools.

ANDROSCOGGIN COUNTY.

TOWNS.	UN- GRADED.		KINDER- GARTENS.		GRADE I.		GRADE II.		GRADE III.		GRADE IV.		GRADE V.		GRADE VI.		GRADE VII.		GRADE VIII.		GRADE IX.		GRADE X.		Number enrolled for more than one year in same grade.
	Boys.	Girls.	Boys.	Girls.	Boys.	Girls.	Boys.	Girls.	Boys.	Girls.	Boys.	Girls.	Boys.	Girls.	Boys.	Girls.	Boys.	Girls.	Boys.	Girls.	Boys.	Girls.	Boys.	Girls.	
Auburn	183	211	19	23	89	90	78	89	77	53	88	78	96	86	93	108	73	84	80	71	51	71	-	-	88
Durham	-	-	10	8	6	4	6	8	7	8	5	13	4	7	4	5	7	8	7	8	-	-	-	-	4
East Livermore	38	47	-	-	26	41	25	38	19	22	25	21	21	21	20	15	9	16	9	8	4	16	-	-	25
Greene	66	47	-	-	1	3	1	-	-	-	3	3	1	1	-	-	-	-	2	4	-	-	-	-	-
Leeds	-	-	-	-	14	10	14	10	13	8	7	7	13	18	11	10	21	11	6	11	-	-	-	-	-
Lewiston	151	119	99	102	117	103	120	100	111	85	93	76	89	80	83	83	75	65	61	44	46	48	-	-	122
Lisbon	54	63	55	34	35	39	36	30	31	48	46	36	32	36	23	25	21	27	31	22	23	17	-	-	25
Livermore	-	-	-	-	14	18	10	8	11	8	14	9	11	10	11	8	15	13	2	1	5	8	-	-	-
Mechanic Falls	5	2	-	-	19	13	16	14	21	11	4	14	15	14	12	13	15	14	17	9	10	10	-	-	6
Minot	75	71	-	-	-	-	-	-	-	-	-	-	-	-	-	-	-	-	-	-	-	-	-	-	-
Poland	163	99	-	-	-	-	-	-	-	-	-	-	-	-	-	-	-	-	-	-	-	-	-	-	-
Turner	98	85	-	-	20	14	16	7	19	19	12	17	9	7	11	9	11	6	13	16	10	16	-	-	21
Wales	43	43	-	-	-	-	-	-	-	-	-	-	-	-	-	-	-	-	-	-	-	-	-	-	-
Webster	29	24	12	4	8	9	6	10	4	6	7	10	8	6	6	6	5	8	5	8	4	9	-	-	9
Total	905	811	195	171	349	344	328	314	313	268	304	284	299	286	274	282	252	252	233	201	153	195	-	-	300

PUBLIC SCHOOLS.

AROOSTOOK COUNTY—CONCLUDED.

TOWNS.	UN-GRADED.		KINDER-GARTENS.		GRADE I.		GRADE II.		GRADE III.		GRADE IV.		GRADE V.		GRADE VI.		GRADE VII.		GRADE VIII.		GRADE IX.		GRADE X.		Number enrolled for more than one year in same grade.		
	Boys.	Girls.	Boys.	Girls.	Boys.	Girls.	Boys.	Girls.	Boys.	Girls.	Boys.	Girls.	Boys.	Girls.	Boys.	Girls.	Boys.	Girls.	Boys.	Girls.	Boys.	Girls.	Boys.	Girls.			
Washburn.....	85	97	-	-	18	13	11	8	1	7	5	5	4	9	7	6	10	11	7	7	9	5	-	-	7		
Westfield.....	74	79	-	-	-	-	-	-	-	-	-	-	-	-	-	-	-	-	-	-	-	-	-	-	-		
Weston.....	39	46	-	-	-	-	-	-	-	-	-	-	-	-	-	-	-	-	-	-	-	-	-	-	-		
Woodland.....	-	-	-	-	23	18	16	17	20	19	12	14	12	12	6	19	14	17	12	18	2	7	-	-	27		
PLANTATIONS.																											
Allagash.....	-	-	-	-	-	-	-	-	-	-	-	-	-	-	-	-	-	-	-	-	-	-	-	-	-	-	
Cary.....	38	44	-	-	-	-	-	-	-	-	-	-	-	-	-	-	-	-	-	-	-	-	-	-	-	-	
Caswell.....	83	88	-	-	-	-	-	-	-	-	-	-	-	-	-	-	-	-	-	-	-	-	-	-	-	-	
Chapman.....	48	49	-	-	-	-	-	-	-	-	-	-	-	-	-	-	-	-	-	-	-	-	-	-	-	-	
Connor.....	66	75	-	-	-	-	-	-	-	-	-	-	-	-	-	-	-	-	-	-	-	-	-	-	-	-	
Cyr.....	69	79	-	-	-	-	-	-	-	-	-	-	-	-	-	-	-	-	-	-	-	-	-	-	-	-	
E.....	10	23	-	-	-	-	-	-	-	-	-	-	-	-	-	-	-	-	-	-	-	-	-	-	-	-	
Eagle Lake.....	77	70	-	-	21	33	15	23	14	19	16	22	14	15	6	20	2	10	-	7	2	4	-	-	-		
Garfield.....	14	13	-	-	-	-	-	-	-	-	-	-	-	-	-	-	-	-	-	-	-	-	-	-	-	-	
Glenwood.....	22	16	-	-	-	-	-	-	-	-	-	-	-	-	-	-	-	-	-	-	-	-	-	-	-	-	
Hamlin.....	75	82	-	-	-	-	-	-	-	-	-	-	-	-	-	-	-	-	-	-	-	-	-	-	-	-	
Hammond.....	10	11	-	-	-	-	-	-	-	-	-	-	-	-	-	-	-	-	-	-	-	-	-	-	-	-	
Macwahoc.....	16	28	-	-	-	-	-	-	-	-	-	-	-	-	-	-	-	-	-	-	-	-	-	-	-	-	
Merrill.....	54	50	-	-	-	-	-	-	-	-	-	-	-	-	-	-	-	-	-	-	-	-	-	-	-	-	
Moro.....	33	43	-	-	-	-	-	-	-	-	-	-	-	-	-	-	-	-	-	-	-	-	-	-	-	-	
Nashville.....	4	4	-	-	-	-	-	-	-	-	-	-	-	-	-	-	-	-	-	-	-	-	-	-	-	-	

CUMBERLAND COUNTY—CONCLUDED.

Towns.	UN-GRADED.		KINDER-GARTENS.		GRADE I.		GRADE II.		GRADE III.		GRADE IV.		GRADE V.		GRADE VI.		GRADE VII.		GRADE VIII.		GRADE IX.		GRADE X.		Number enrolled for more than one year in same grade.
	Boys.	Girls.	Boys.	Girls.	Boys.	Girls.	Boys.	Girls.	Boys.	Girls.	Boys.	Girls.	Boys.	Girls.	Boys.	Girls.	Boys.	Girls.	Boys.	Girls.	Boys.	Girls.	Boys.	Girls.	
Raymond.....	74	60	-	-	-	-	-	-	-	-	-	-	-	-	-	-	-	-	-	-	-	-	-	-	-
Scarboro.....	192	165	-	-	-	-	-	-	-	-	-	-	-	-	-	-	-	-	-	-	-	-	-	-	-
Sebago.....	43	62	-	-	-	-	-	-	-	-	-	-	-	-	-	-	-	-	-	-	-	-	-	-	-
South Portland.....	16	19	-	-	124	124	80	81	87	87	79	85	85	74	86	72	60	79	60	65	33	57	-	-	17
Standish.....	62	61	-	-	9	17	14	11	15	11	8	6	11	6	7	8	1	3	2	3	4	3	-	-	5
Westbrook.....	39	41	-	-	80	86	65	69	58	57	57	51	48	49	53	51	63	53	43	38	62	46	-	-	102
Windham.....	-	-	-	-	34	30	21	14	13	14	14	19	20	16	12	7	15	14	13	19	9	3	-	-	9
Yarmouth.....	1	4	32	32	22	30	24	13	10	22	14	14	15	12	18	24	16	12	15	6	9	19	-	-	-
Total.....	1,392	1,397	346	348	1,180	1,084	941	900	919	885	894	834	829	818	740	717	632	675	532	589	450	479	1	3	925

HANCOCK COUNTY.

TOWNS.	UN-GRADED.		KINDER-GARTENS.		GRADE I.		GRADE II.		GRADE III.		GRADE IV.		GRADE V.		GRADE VI.		GRADE VII.		GRADE VIII.		GRADE IX.		GRADE X.		Number enrolled for more than one year in same grade.
	Boys.	Girls.	Boys.	Girls.	Boys.	Girls.	Boys.	Girls.	Boys.	Girls.	Boys.	Girls.	Boys.	Girls.	Boys.	Girls.	Boys.	Girls.	Boys.	Girls.	Boys.	Girls.	Boys.	Girls.	
Amherst.....	23	29	-	-	-	-	-	-	-	-	-	-	-	-	-	-	-	-	-	-	-	-	-	-	-
Aurora.....	9	9	-	-	-	-	-	-	-	-	-	-	-	-	-	-	-	-	-	-	-	-	-	-	-
Bluehill.....	-	-	-	-	19	27	11	12	10	8	17	15	14	12	14	10	21	18	15	17	13	17	-	-	15
Brooklin.....	-	-	-	-	12	16	2	3	13	17	7	9	8	6	3	5	7	6	9	14	6	3	-	-	10
Brooksville.....	130	142	-	-	-	-	-	-	-	-	-	-	-	-	-	-	-	-	-	-	-	-	-	-	-
Bucksport.....	90	75	-	-	12	9	13	12	16	17	12	7	8	10	14	13	19	17	9	13	8	8	-	-	28
Castine.....	21	8	-	-	5	11	7	6	2	4	2	2	2	2	2	2	5	8	8	2	5	3	-	-	16
Cranberry Isles.....	21	14	-	-	3	5	3	5	7	6	2	2	10	2	10	3	4	3	3	3	-	3	-	-	-
Dedham.....	34	40	-	-	-	-	-	-	-	-	-	-	-	-	-	-	-	-	-	-	-	-	-	-	-
Deer Isle.....	-	-	-	-	49	39	27	25	20	26	30	26	19	17	14	18	7	12	11	16	13	17	-	-	12
Eastbrook.....	24	24	-	-	-	-	-	-	-	-	-	-	-	-	-	-	-	-	-	-	-	-	-	-	-
Eden.....	-	-	-	-	74	69	51	42	40	46	45	37	50	32	47	43	39	33	41	51	24	33	-	-	83
Ellsworth.....	-	-	-	-	42	48	36	47	35	43	35	37	30	29	29	24	33	24	22	34	25	28	-	-	10
Franklin.....	-	-	-	-	17	16	11	11	15	8	5	4	12	21	3	10	8	5	11	10	10	9	-	-	8
Gouldsboro.....	-	-	9	8	19	24	10	13	12	11	16	12	8	11	9	3	11	12	5	18	3	6	-	-	-
Hancock.....	98	76	-	-	-	-	-	-	-	-	-	-	-	-	-	-	-	-	-	-	-	-	-	-	-
Isle au Haut.....	20	14	-	-	-	-	-	-	-	-	-	-	-	-	-	-	-	-	-	-	-	-	-	-	-
Lamoine.....	55	36	-	-	-	-	-	-	-	-	-	-	-	-	-	-	-	-	-	-	-	-	-	-	-
Mariaville.....	16	14	-	-	-	-	-	-	-	-	-	-	-	-	-	-	-	-	-	-	-	-	-	-	-
Mt. Desert.....	46	20	-	-	24	19	30	23	-	-	18	18	12	14	15	23	-	-	-	-	21	21	-	-	6
Orland.....	110	108	-	-	-	-	-	-	-	-	-	-	-	-	-	-	-	-	-	-	-	-	-	-	-
Otis.....	5	4	-	-	-	-	-	-	-	-	-	-	-	-	-	-	-	-	-	-	-	-	-	-	-
Penobscot.....	99	123	-	-	-	-	-	-	-	-	-	-	-	-	-	-	-	-	-	-	-	-	-	-	-
Sedgwick.....	-	-	-	-	19	17	10	8	12	8	6	4	9	15	11	11	13	11	-	7	8	-	-	-	7
Sorrento.....	-	-	-	-	5	4	-	-	-	-	-	1	2	2	-	-	-	-	-	4	-	-	-	-	-

Southwest Harbor	18	21	-	-	14	10	8	7	10	5	8	8	7	8	5	6	-	-	8	5	10	11	-	-	-	6
Stonington	-	-	-	-	20	28	28	27	20	22	18	21	20	19	18	16	14	19	10	12	16	13	-	-	-	16
Sullivan	-	-	-	-	25	14	17	15	9	9	15	14	12	11	8	4	2	14	13	7	2	2	-	-	8	
Surry	-	-	-	-	13	17	6	8	9	6	7	3	8	7	9	2	2	7	11	8	11	8	-	-	-	
Swans Island	4	1	-	-	14	18	1	5	11	12	8	8	6	6	8	4	6	6	5	6	5	6	3	9	-	
Tremont	65	73	-	-	4	11	-	-	9	12	-	-	-	7	-	-	18	9	10	4	-	-	-	-	-	
Trenton	35	19	-	-	-	-	-	-	-	-	-	-	-	-	-	-	-	-	-	-	-	-	-	-	-	
Verona	15	17	-	-	-	-	-	-	-	-	-	-	-	-	-	-	-	-	-	-	-	-	-	-	-	
Waltham	22	16	-	-	-	-	-	-	-	-	-	-	-	-	-	-	-	-	-	-	-	-	-	-	-	
Winter Harbor	-	-	-	-	4	5	4	5	7	2	1	5	5	7	9	2	4	4	3	6	7	7	-	-	3	
PLANTATIONS.																										
Long Island	20	30	-	-	-	-	-	-	-	-	-	-	-	-	-	-	-	-	-	-	-	-	-	-	-	
No. 8	-	-	-	-	-	1	-	-	-	-	1	1	-	-	2	-	-	-	-	-	1	1	-	-	-	
Moose Hill, for- merly No. 21	4	6	-	-	-	-	-	-	-	-	-	-	-	-	-	-	-	-	-	-	-	-	-	-	-	
Great Pond, for- merly No. 33	6	8	-	-	-	-	-	-	-	-	-	-	-	-	-	-	-	-	-	-	-	-	-	-	-	
Total	990	936	9	8	399	408	275	274	257	262	245	232	249	236	226	204	229	222	215	251	183	210	3	9	228	

APPENDIX.

KENNEBEC COUNTY.

Albion	56	53	-	-	4	3	6	3	4	6	2	6	5	5	6	4	3	2	6	8	5	3	-	-	-
Augusta	110	93	61	55	110	116	84	93	79	95	92	95	83	51	70	67	68	60	53	70	42	40	-	-	110
Belgrade	91	104	-	-	-	-	-	-	-	-	-	-	-	-	-	-	-	-	-	-	-	-	-	-	-
Benton	80	88	4	4	4	3	5	5	-	-	4	2	-	6	-	-	5	7	5	4	3	3	-	-	12
Chelsea	76	88	-	-	-	-	-	-	-	-	-	-	-	-	-	-	-	-	-	-	-	-	-	-	-
China	79	74	-	-	4	2	2	4	2	1	1	3	3	1	5	2	2	2	4	3	1	3	-	-	6
Clinton	54	55	-	-	10	8	4	1	5	5	3	4	5	5	4	8	8	8	-	-	-	-	-	-	4
Farmingdale	14	17	8	5	3	4	4	2	6	3	2	3	3	3	5	5	8	7	3	3	3	3	-	-	10
Fayette	-	-	-	-	8	5	3	3	5	1	1	2	6	5	4	9	6	7	3	3	3	4	1	1	7
Gardiner	13	9	58	41	42	49	20	41	40	45	45	57	37	48	45	39	39	35	27	32	25	24	-	-	69
Hallowell	29	22	-	-	31	23	26	28	23	35	17	32	15	18	21	12	21	6	22	20	10	9	-	-	7

KENNEBEC COUNTY—CONCLUDED.

TOWNS.	UN-GRADED.		KINDER-GARTENS.		GRADE I.		GRADE II.		GRADE III.		GRADE IV.		GRADE V.		GRADE VI.		GRADE VII.		GRADE VIII.		GRADE IX.		GRADE X.		Number enrolled for more than one year in same grade.
	Boys.	Girls.	Boys.	Girls.	Boys.	Girls.	Boys.	Girls.	Boys.	Girls.	Boys.	Girls.	Boys.	Girls.	Boys.	Girls.	Boys.	Girls.	Boys.	Girls.	Boys.	Girls.	Boys.	Girls.	
Litchfield.....	94	71	-	-	-	-	-	-	-	-	-	-	-	-	-	-	-	-	-	-	-	-	-	-	-
Manchester.....	-	-	-	-	4	5	6	8	10	6	3	5	-	-	-	-	-	-	-	-	-	-	-	-	-
Monmouth.....	34	28	-	-	6	6	4	8	4	7	13	5	13	9	7	9	13	12	3	7	10	5	5	-	-
Mt. Vernon.....	67	78	-	-	-	-	-	-	-	-	-	-	-	-	-	-	-	-	-	-	-	-	-	-	-
Oakland.....	-	-	-	-	19	28	21	20	16	21	20	19	28	26	22	20	16	20	8	14	9	11	-	9	
Pittston.....	91	98	-	-	9	3	7	6	12	6	9	11	16	8	9	20	11	7	4	9	4	6	-	5	
Randolph.....	-	-	9	10	-	-	-	-	-	-	-	-	-	-	-	-	-	-	-	-	-	-	-	-	-
Readfield.....	101	82	-	-	-	-	-	-	-	-	-	-	-	-	-	-	-	-	-	-	-	-	-	-	-
Rome.....	60	62	-	-	-	-	-	-	-	-	-	-	-	-	-	-	-	-	-	-	-	-	-	-	-
Sidney.....	104	72	-	-	-	-	-	-	-	-	-	-	-	-	-	-	-	-	-	-	-	-	-	-	-
Vassalboro.....	70	81	-	-	17	15	7	14	6	9	10	10	7	5	6	4	6	7	5	2	7	3	-	9	
Vienna.....	44	38	-	-	-	-	-	-	-	-	-	-	-	-	-	-	-	-	-	-	-	-	-	-	-
Waterville.....	-	-	69	60	117	109	110	90	108	88	81	67	76	89	63	74	70	51	54	49	32	49	-	111	
Wayne.....	-	-	-	-	-	-	-	-	-	-	-	-	-	-	-	-	-	-	-	-	-	-	-	-	-
West Gardiner.....	52	57	-	-	-	-	-	-	-	-	-	-	-	-	-	-	-	-	-	-	-	-	-	-	-
Windsor.....	70	49	-	-	-	-	-	-	-	-	-	-	-	-	-	-	-	-	-	-	-	-	-	-	-
Winslow.....	70	45	35	28	12	45	22	32	14	25	22	22	18	13	5	9	12	10	8	6	5	6	1	1	19
Winthrop.....	44	47	20	12	14	14	10	15	19	18	17	12	8	9	8	10	13	8	13	5	12	3	-	6	
Unity Pl.....	9	5	-	-	-	-	-	-	-	-	-	-	-	-	-	-	-	-	-	-	-	-	-	-	-
Total.....	1,512	1,416	264	215	414	438	341	373	353	370	342	351	320	303	283	300	304	252	222	238	170	188	2	2	377

LINCOLN COUNTY.

TOWNS.	UN-GRADED.		KINDER-GARTENS.		GRADE I.		GRADE II.		GRADE III.		GRADE IV.		GRADE V.		GRADE VI.		GRADE VII.		GRADE VIII.		GRADE IX.		GRADE X.		Number enrolled for more than one year in same grade.	
	Boys.	Girls.	Boys.	Girls.	Boys.	Girls.	Boys.	Girls.	Boys.	Girls.	Boys.	Girls.	Boys.	Girls.	Boys.	Girls.	Boys.	Girls.	Boys.	Girls.	Boys.	Girls.	Boys.	Girls.		
Alna.....	39	46	-	-	-	-	-	-	-	-	-	-	-	-	-	-	-	-	-	-	-	-	-	-	-	-
Boothbay.....	-	-	-	-	22	14	31	24	24	17	18	19	6	13	30	23	14	7	24	27	2	7	-	-	-	14
Boothbay Harbor.....	-	-	-	-	23	24	22	26	17	22	20	25	16	18	22	16	18	18	10	8	8	9	-	-	-	21
Bremen.....	47	49	-	-	-	-	-	-	-	-	-	-	-	-	-	-	-	-	-	-	-	-	-	-	-	-
Bristol.....	-	-	-	-	25	29	30	21	22	20	18	24	16	17	30	24	18	29	17	23	18	12	-	-	-	-
Damariscotta.....	7	16	-	-	5	1	-	9	4	8	-	3	-	-	-	-	-	-	6	8	-	4	-	-	-	-
Dresden.....	59	67	-	-	-	-	-	-	-	-	4	-	-	-	-	-	-	-	-	-	-	-	-	-	-	-
Edgecomb.....	52	40	-	-	-	-	-	-	-	-	-	-	-	-	-	-	-	-	-	-	-	-	-	-	-	-
Jefferson.....	-	-	-	-	3	1	4	4	3	1	3	2	4	2	2	2	4	2	1	4	5	-	-	-	-	-
Newcastle.....	89	95	-	-	-	-	-	-	-	-	-	-	-	-	-	-	-	-	-	-	-	-	-	-	-	-
Nobleboro.....	51	54	-	-	-	-	-	-	-	-	-	-	-	-	-	-	-	-	-	-	-	-	-	-	-	-
Somerville.....	37	35	-	-	-	-	-	-	-	-	-	-	-	-	-	-	-	-	-	-	-	-	-	-	-	-
Southport.....	39	37	-	-	-	-	-	-	-	-	-	-	-	-	-	-	-	-	-	-	-	-	-	-	-	-
Waldoboro.....	195	161	-	-	13	4	6	2	8	5	12	6	9	12	6	8	7	10	6	8	-	-	-	-	-	4
Westport.....	25	21	-	-	-	-	-	-	-	-	-	-	-	-	-	-	-	-	-	-	-	-	-	-	-	-
Whitefield.....	105	92	-	-	-	-	-	-	-	-	-	-	-	-	-	-	-	-	-	-	-	-	-	-	-	-
Wiscasset.....	43	23	6	1	6	4	13	6	7	3	8	5	8	4	7	3	5	8	8	12	-	-	-	-	-	4
Monhegan Pl.....	4	16	-	-	-	-	-	-	-	-	-	-	-	-	-	-	-	-	-	-	-	-	-	-	-	-
Total.....	792	752	6	1	97	77	106	92	85	76	83	84	59	66	97	76	66	74	72	90	40	32	-	-	-	43

PISCATAQUIS COUNTY.

TOWNS.	UN-GRADED.		KINDER-GARTENS.		GRADE I.		GRADE II.		GRADE III.		GRADE IV.		GRADE V.		GRADE VI.		GRADE VII.		GRADE VIII.		GRADE IX.		GRADE X.		Number enrolled for more than one year in same grade.
	Boys.	Girls.	Boys.	Girls.	Boys.	Girls.	Boys.	Girls.	Boys.	Girls.	Boys.	Girls.	Boys.	Girls.	Boys.	Girls.	Boys.	Girls.	Boys.	Girls.	Boys.	Girls.	Boys.	Girls.	
Abbot	-	-	7	8	9	6	5	2	5	7	11	7	9	11	1	4	-	2	15	7	7	8	-	-	-
Atkinson	43	49	-	-	-	-	-	-	-	-	-	-	-	-	-	-	-	-	-	-	-	-	-	-	-
Blanchard	-	-	1	-	1	1	2	-	2	3	1	1	-	2	4	-	5	2	6	2	2	2	-	-	-
Bowerbank	-	-	-	-	3	3	-	-	3	3	2	-	1	2	-	-	-	-	-	-	-	-	-	-	-
Brownville	-	-	-	-	36	23	44	32	22	12	36	35	18	29	20	24	17	19	13	13	13	19	-	-	25
Dover	-	-	15	25	18	23	20	16	24	14	18	16	14	12	17	14	10	15	17	10	9	9	-	-	20
Foxcroft	-	-	-	-	24	20	20	23	16	17	18	14	18	24	14	18	17	15	6	10	11	11	-	-	16
Greenville	-	-	14	17	20	21	16	22	15	12	15	15	17	20	9	12	9	9	9	10	4	8	-	-	4
Guilford	-	-	25	30	18	19	16	24	16	24	20	16	32	15	22	18	25	24	26	20	21	21	-	-	2
Medford	27	20	-	-	-	-	-	-	-	-	-	-	-	-	-	-	-	-	-	-	-	-	-	-	-
Milo	-	-	-	-	57	42	40	26	27	17	25	26	25	33	22	23	21	22	14	20	14	26	-	-	46
Monson	-	-	11	17	17	18	12	18	10	16	10	10	9	11	16	11	9	6	3	14	5	10	-	-	6
Orneville	44	29	-	-	-	-	-	-	-	-	-	-	-	-	-	-	-	-	-	-	-	-	-	-	-
Parkman	53	62	-	-	-	-	-	-	-	-	-	-	-	-	-	-	-	-	-	-	-	-	-	-	-
Sangerville	-	-	8	7	10	16	11	10	16	13	12	12	10	11	10	11	12	12	16	20	6	5	-	-	7
Sebec	54	66	-	-	-	-	-	-	-	-	-	-	-	-	-	-	-	-	-	-	-	-	-	-	-
Shirley	32	34	-	-	-	-	-	-	-	-	-	-	-	-	-	-	-	-	-	-	-	-	-	-	-
Wellington	36	36	-	-	-	-	-	-	-	-	-	-	-	-	-	-	-	-	-	-	-	-	-	-	-
Williamsburg	14	12	-	-	-	-	-	-	-	-	-	-	-	-	-	-	-	-	-	-	-	-	-	-	-
Willimantic	28	29	-	-	-	-	-	-	-	-	-	-	-	-	-	-	-	-	-	-	-	-	-	-	-
Barnard Pl.	-	-	-	-	1	3	-	1	2	4	-	2	1	-	-	1	1	1	1	1	-	-	-	-	-
Elliottsville Pl.	9	7	-	-	-	-	-	-	-	-	-	-	-	-	-	-	-	-	-	-	-	-	-	-	-
Kingsbury Pl.	15	13	-	-	-	-	-	-	-	-	-	-	-	-	-	-	-	-	-	-	-	-	-	-	-
Lake View Pl.	-	-	-	-	3	2	1	1	3	5	-	4	2	2	-	-	2	4	-	-	1	1	-	-	-
Total	356	357	81	104	217	194	187	175	161	144	166	160	156	172	135	136	128	131	126	127	95	121	-	-	126

SOMERSET COUNTY—CONCLUDED.

TOWNS.	UN-GRADED.		KINDER-GARTENS.		GRADE I.		GRADE II.		GRADE III.		GRADE IV.		GRADE V.		GRADE VI.		GRADE VII.		GRADE VIII.		GRADE IX.		GRADE X.		Number enrolled for more than one year in same grade.	
	Boys.	Girls.	Boys.	Girls.	Boys.	Girls.	Boys.	Girls.	Boys.	Girls.	Boys.	Girls.	Boys.	Girls.	Boys.	Girls.	Boys.	Girls.	Boys.	Girls.	Boys.	Girls.	Boys.	Girls.		
St. Albans.....	-	-	-	-	14	16	10	6	7	4	9	11	12	15	8	10	4	8	5	-	11	19	-	-	6	
Skowhegan.....	-	-	20	15	72	74	80	77	72	74	52	57	51	45	45	53	23	27	22	27	15	18	-	-	26	
Smithfield.....	35	41	-	-	-	-	-	-	-	-	-	-	-	-	-	-	-	-	-	-	-	-	-	-	-	
Solon.....	-	-	-	-	7	4	6	5	5	6	9	6	10	7	7	7	7	10	7	7	12	6	-	-	34	
Starks.....	48	49	-	-	-	-	-	-	-	-	-	-	-	-	-	-	-	-	-	-	-	-	-	-	-	
PLANTATIONS.																										
Bigelow.....	5	10	-	-	-	-	-	-	-	-	-	-	-	-	-	-	-	-	-	-	-	-	-	-	-	-
Brighton.....	17	26	-	-	-	-	-	-	-	-	-	-	-	-	-	-	-	-	-	-	-	-	-	-	-	-
Caratunk.....	-	-	-	-	3	2	2	4	3	3	1	4	2	3	2	2	7	-	-	2	-	1	-	-	3	
Dead River.....	11	8	-	-	-	-	-	-	-	-	-	-	-	-	-	-	-	-	-	-	-	-	-	-	-	
Dennistown.....	3	15	-	-	-	1	-	-	-	-	-	2	-	1	-	-	-	-	-	5	-	-	-	-	-	
Flagstaff.....	18	12	-	-	-	-	-	-	-	-	-	-	-	-	-	-	-	-	-	-	-	-	-	-	-	
Highland.....	10	9	-	-	-	-	-	-	-	-	-	-	-	-	-	-	-	-	-	-	-	-	-	-	-	
Jackman.....	-	-	-	-	-	-	5	-	3	2	2	4	-	-	1	2	3	2	-	-	-	4	-	-	2	
Lexington.....	25	12	-	-	-	-	-	-	-	-	-	-	-	-	-	-	-	-	-	-	-	-	-	-	-	
Mayfield.....	5	7	-	-	1	1	4	4	2	1	3	6	2	-	2	1	-	-	4	2	1	3	-	-	4	
Moose River.....	8	2	-	-	-	-	-	-	-	-	-	-	-	-	2	-	-	-	4	-	-	-	-	-	-	
Pleasant Ridge.....	12	7	-	-	-	-	-	-	-	-	-	-	-	-	-	1	-	-	-	-	4	1	-	-	2	
The Forks.....	-	-	-	-	2	4	1	1	1	2	1	3	4	4	-	-	4	3	-	-	2	3	-	-	4	
West Forks.....	-	-	-	-	3	2	1	3	2	1	1	1	1	2	4	3	3	2	-	1	2	3	-	-	4	
Total.....	793	803	67	51	345	353	269	282	274	268	254	256	228	236	237	222	182	202	153	167	153	157	2	8	236	

WALDO COUNTY.

Belfast.....	-	-	-	-	40	42	37	39	31	27	37	29	31	28	40	40	24	28	40	38	35	30	-	-	-	60
Belmont.....	31	39	-	-	12	16	10	4	4	8	-	-	9	4	8	3	3	3	-	-	4	4	-	-	-	4
Brooks.....	10	11	-	-	4	3	3	8	2	5	4	2	3	1	4	3	3	3	5	4	-	-	-	-	-	2
Burnham.....	48	45	-	-	24	8	15	9	9	7	11	10	15	10	6	5	5	6	18	11	4	5	-	-	-	6
Frankfort.....	-	-	-	-	-	-	-	-	-	-	-	-	-	-	-	-	-	-	-	-	-	-	-	-	-	6
Freedom.....	40	34	-	-	18	10	16	5	2	6	5	6	5	1	8	8	2	6	6	3	6	5	-	-	-	4
Islesboro.....	-	-	-	-	-	-	-	-	-	-	-	-	-	-	-	-	-	-	-	-	-	-	-	-	-	-
Jackson.....	40	40	-	-	-	-	-	-	-	-	-	-	-	-	-	-	-	-	-	-	-	-	-	-	-	-
Knox.....	53	51	-	-	-	-	-	-	-	-	-	-	-	-	-	-	-	-	-	-	-	-	-	-	-	-
Liberty.....	69	68	-	-	-	-	-	-	-	-	-	-	-	-	-	-	-	-	-	-	-	-	-	-	-	-
Lincolnville.....	65	99	-	-	-	-	-	-	-	-	-	-	-	-	-	-	-	-	-	-	-	-	-	-	-	-
Monroe.....	-	-	-	-	9	6	5	2	4	3	6	3	5	10	9	4	5	5	9	11	2	2	-	-	-	5
Montville.....	79	73	-	-	-	-	-	-	-	-	-	-	-	-	-	-	-	-	-	-	-	-	-	-	-	-
Morrill.....	35	24	-	-	-	-	-	-	-	-	-	-	-	-	-	-	-	-	-	-	-	-	-	-	-	-
Northport.....	-	-	-	-	7	13	1	3	1	2	2	1	4	6	5	6	1	1	2	5	5	4	-	-	-	9
Palermo.....	58	67	-	-	-	-	-	-	-	-	-	-	-	-	-	-	-	-	-	-	-	-	-	-	-	-
Prospect.....	21	22	-	-	8	4	-	-	7	8	4	4	-	-	6	8	4	4	8	9	-	-	-	-	-	5
Searsmont.....	71	79	-	-	-	-	-	-	-	-	-	-	-	-	-	-	-	-	-	-	-	-	-	-	-	-
Searsport.....	-	-	-	-	25	22	9	11	6	6	12	11	8	7	7	11	12	11	8	9	9	3	-	-	-	10
Stockton Springs.....	17	25	-	-	11	14	15	16	4	4	8	6	2	4	2	5	8	9	9	15	8	8	-	-	-	4
Swanville.....	-	-	-	-	8	6	6	4	4	4	5	8	5	4	3	7	4	2	2	2	2	2	-	-	-	-
Thorndike.....	44	54	-	-	-	-	-	-	-	-	-	-	-	-	-	-	-	-	-	-	-	-	-	-	-	-
Troy.....	-	-	-	-	-	-	-	-	-	-	-	-	-	-	-	-	-	-	-	-	-	-	-	-	-	-
Unity.....	37	31	-	-	3	4	1	3	6	1	4	3	6	3	5	3	3	1	3	4	-	2	-	-	-	-
Waldo.....	37	47	-	-	-	-	-	-	-	-	-	-	-	-	-	-	-	-	-	-	-	-	-	-	-	-
Winterport.....	-	-	-	-	16	15	13	15	10	11	15	15	14	4	18	22	6	14	6	8	14	8	-	-	-	5
Total.....	755	809	-	-	185	163	131	119	90	92	113	98	107	82	121	125	80	93	116	119	89	73	-	-	-	114

APPENDIX.

WASHINGTON COUNTY.

TOWNS.	UN-GRADED.		KINDER-GARTENS.		GRADE I.		GRADE II.		GRADE III.		GRADE IV.		GRADE V.		GRADE VI.		GRADE VII.		GRADE VIII.		GRADE IX.		GRADE X.		Number enrolled for more than one year in same grade.	
	Boys.	Girls.	Boys.	Girls.	Boys.	Girls.	Boys.	Girls.	Boys.	Girls.	Boys.	Girls.	Boys.	Girls.	Boys.	Girls.	Boys.	Girls.	Boys.	Girls.	Boys.	Girls.	Boys.	Girls.		
Addison	111	76	-	-	-	-	-	-	-	-	-	-	-	-	-	-	-	-	-	-	-	-	-	-	-	-
Alexander	40	57	-	-	-	-	-	-	-	-	-	-	-	-	-	-	-	-	-	-	-	-	-	-	-	-
Baileyville	8	6	-	-	33	32	15	12	13	12	5	11	10	6	6	7	5	8	6	4	2	6	-	-	10	
Baring	-	-	-	-	3	4	4	4	1	1	2	5	-	-	-	-	5	8	-	-	-	-	-	-	-	3
Beddington	-	-	-	-	1	1	1	1	1	1	1	1	1	1	1	1	1	1	1	1	1	1	1	1	1	-
Brookton	6	7	-	-	8	4	1	1	2	2	6	1	6	3	3	4	4	1	-	-	-	-	-	-	-	-
Calais	-	-	-	-	95	97	60	98	52	85	58	69	71	92	61	95	42	52	55	61	40	56	-	-	150	
Centerville	10	13	-	-	-	-	-	-	-	-	-	-	-	-	-	-	-	-	-	-	-	-	-	-	-	-
Charlotte	33	18	-	-	-	-	-	-	-	-	-	-	-	-	-	-	-	-	-	-	-	-	-	-	-	-
Cherryfield	-	-	-	-	20	22	16	14	19	18	13	7	20	18	12	20	12	11	21	14	19	17	-	-	18	
Columbia	-	-	-	-	-	-	-	-	-	-	-	-	-	-	-	-	-	-	-	-	-	-	-	-	-	-
Columbia Falls	69	68	-	-	10	9	12	6	13	12	4	3	7	4	10	5	4	1	6	5	7	5	-	-	3	
Cooper	22	30	-	-	-	-	-	-	-	-	-	-	-	-	-	-	-	-	-	-	-	-	-	-	-	-
Crawford	8	18	-	-	-	-	-	-	-	-	-	-	-	-	-	-	-	-	-	-	-	-	-	-	-	-
Cutler	79	87	-	-	-	-	-	-	-	-	-	-	-	-	-	-	-	-	-	-	-	-	-	-	-	-
Danforth	50	59	-	-	16	19	11	11	9	6	6	13	8	5	2	7	8	3	10	12	5	6	-	-	12	
Deblois	11	10	-	-	-	-	-	-	-	6	-	-	-	-	-	-	-	-	-	-	-	-	-	-	-	-
Dennysville	15	20	-	-	-	-	-	-	-	-	-	-	-	-	-	-	-	-	-	-	-	-	-	-	-	-
East Machias	83	106	-	-	19	16	7	9	6	13	9	6	3	3	2	6	9	4	3	3	5	2	-	-	2	
Eastport	-	-	-	-	144	147	81	56	56	52	57	54	71	59	65	38	32	39	28	21	22	24	-	-	111	
Edmunds	84	55	-	-	-	-	-	-	-	-	-	-	-	-	-	-	-	-	-	-	-	-	-	-	-	-
Forest City	11	8	-	-	-	-	-	-	-	-	-	-	-	-	-	-	-	-	-	-	-	-	-	-	-	-
Harrington	-	-	-	-	7	9	5	5	20	10	3	4	17	15	8	5	6	7	8	5	14	12	4	6	5	

Jonesboro	-	-	-	-	7	13	21	8	5	9	2	7	4	6	5	6	5	7	6	5	9	4	-	-	-	3	
Jonesport	-	-	35	3	33	45	29	34	29	31	31	28	29	35	28	24	33	32	23	30	28	23	-	-	-	13	
Lubec	95	112	-	-	57	62	53	44	44	35	42	43	32	30	26	21	26	30	25	24	23	-	-	-	53		
Machias	-	-	-	-	28	27	22	20	29	26	30	24	21	29	23	26	17	27	10	20	14	-	-	-	15		
Machiasport	55	65	-	-	9	10	5	12	3	6	8	10	10	4	6	7	10	5	3	11	-	-	-	-	15		
Marion	10	10	-	-	-	-	-	-	-	-	-	-	-	-	-	-	-	-	-	-	-	-	-	-	-		
Marshfield	21	10	-	-	-	-	-	-	-	-	-	-	-	-	-	-	-	-	-	-	-	-	-	-	-		
Meddybemps	16	14	-	-	-	-	-	-	-	-	-	-	-	-	-	-	-	-	-	-	-	-	-	-	-		
Milbridge	-	-	4	3	17	16	15	20	8	14	17	15	15	20	14	20	15	20	10	20	18	19	-	-	2		
Northfield	15	12	-	-	-	-	-	-	-	-	-	-	-	-	-	-	-	-	-	-	-	-	-	-	-		
Pembroke	163	134	-	-	-	-	-	-	-	-	-	-	-	-	-	-	-	-	23	13	20	17	-	-	3		
Perry	98	124	-	-	-	-	-	-	-	-	-	-	-	-	-	-	-	-	-	-	-	-	-	-	-		
Princeton	41	38	-	-	7	8	10	5	16	11	20	23	13	10	13	9	5	3	6	3	9	7	-	-	2		
Robbinston	73	92	-	-	-	-	-	-	-	-	-	-	-	-	-	-	-	-	-	-	-	-	-	-	-		
Roque Bluffs	13	2	-	-	-	-	-	-	-	-	-	-	-	-	-	-	-	-	-	-	-	-	-	-	-		
Steuben	23	20	-	-	10	7	10	7	10	12	6	11	6	2	-	2	4	9	3	8	3	7	3	7	4		
Talmadge	8	11	-	-	-	-	-	-	-	-	-	-	-	-	-	-	-	-	-	-	-	-	-	-	-		
Topsfield	36	19	-	-	-	-	-	-	-	-	-	-	-	-	-	-	-	-	-	-	-	-	-	-	-		
Trescott	53	59	-	-	-	-	-	-	-	-	-	-	-	-	-	-	-	-	-	-	-	-	-	-	-		
Vanceboro	4	10	-	-	21	17	9	7	8	10	6	4	6	1	7	10	9	6	3	7	4	4	-	-	2		
Waite	21	19	-	-	-	-	-	-	-	-	-	-	-	-	-	-	-	-	-	-	-	-	-	-	-		
Wesley	27	28	-	-	-	-	-	-	-	-	-	-	-	-	-	-	-	-	-	-	-	-	-	-	-		
Whiting	45	44	-	-	-	-	-	-	-	-	-	-	-	-	-	-	-	-	-	-	-	-	-	-	-		
Whitneyville	-	-	-	-	14	4	4	-	3	3	2	3	-	-	5	3	2	1	2	2	-	-	-	-	-		
PLANTATIONS.																											
Codyville	9	7	-	-	-	-	-	-	-	-	-	-	-	-	-	-	-	-	-	-	-	-	-	-	-	-	
Grand Lake Stream	43	47	-	-	-	-	-	-	-	-	-	-	-	-	-	-	-	-	-	-	-	-	-	-	-	-	
No. 14	9	13	-	-	-	-	-	-	-	-	-	-	-	-	-	-	-	-	-	-	-	-	-	-	-	-	
No. 21	16	15	-	-	-	-	-	-	-	-	-	-	-	-	-	-	-	-	-	-	-	-	-	-	-	-	
Total	1,534	1,543	39	35	559	564	373	374	349	366	328	341	349	342	296	315	249	261	260	258	251	249	7	13	426		

YORK COUNTY

TOWNS.	UN-GRADED.		KINDER-GARTENS.		GRADE I.		GRADE II.		GRADE III.		GRADE IV.		GRADE V.		GRADE VI.		GRADE VII.		GRADE VIII.		GRADE IX.		GRADE X.		Number enrolled for more than one year in same grade.
	Boys.	Girls.	Boys.	Girls.	Boys.	Girls.	Boys.	Girls.	Boys.	Girls.	Boys.	Girls.	Boys.	Girls.	Boys.	Girls.	Boys.	Girls.	Boys.	Girls.	Boys.	Girls.	Boys.	Girls.	
Acton	48	55	-	-	-	-	-	-	-	-	-	-	-	-	-	-	-	-	-	-	-	-	-	-	-
Alfred	17	21	-	-	6	12	2	4	3	2	8	2	5	3	4	7	-	-	-	9	8	8	3	-	-
Berwick	35	40	-	-	22	18	16	21	12	18	11	12	12	11	14	10	10	13	9	9	9	12	12	-	-
Biddeford	116	124	32	38	136	140	62	64	62	62	58	61	55	60	54	56	51	54	44	51	42	49	-	-	2
Buxton	170	150	-	-	-	-	-	-	-	-	-	-	-	-	-	-	-	-	-	-	-	-	-	-	5
Cornish	-	-	-	-	8	8	7	6	9	4	8	7	11	7	6	16	5	10	5	4	4	3	-	-	-
Dayton	94	75	-	-	-	-	-	-	-	-	-	-	-	-	-	-	-	-	-	-	-	-	-	-	-
Eliot	69	70	-	-	-	-	-	-	-	-	-	-	-	-	-	-	-	-	-	-	-	-	-	-	-
Hollis	79	115	-	-	-	-	-	-	-	-	-	-	-	-	-	-	-	-	-	-	-	-	-	-	-
Kennebunk	-	-	-	-	23	25	43	25	31	21	22	26	18	22	27	24	20	18	18	24	27	20	-	-	10
Kennebunkport	18	14	-	-	27	23	23	7	26	16	20	22	8	9	14	21	20	10	10	15	13	18	-	-	7
Kittery	-	-	-	-	33	30	27	27	25	22	27	11	30	25	27	31	16	20	16	21	14	16	-	-	30
Lebanon	138	124	-	-	-	-	-	-	-	-	-	-	-	-	-	-	-	-	-	-	-	-	-	-	-
Limerick	68	86	-	-	-	-	-	-	-	-	-	-	-	-	-	-	-	-	-	-	-	-	-	-	-
Limington	-	-	-	-	15	10	11	4	13	8	8	7	14	8	3	3	4	5	8	10	-	-	-	-	-
Lyman	55	36	-	-	-	-	-	-	-	-	-	-	-	-	-	-	-	-	-	-	-	-	-	-	-
Newfield	46	49	-	-	-	-	-	-	-	-	-	-	-	-	-	-	-	-	-	-	-	-	-	-	-
North Berwick	45	35	-	-	19	20	16	14	10	10	11	14	10	6	8	19	5	6	5	13	3	4	-	-	21
Old Orchard	-	-	-	-	3	11	6	3	6	6	8	11	8	9	10	3	5	6	4	7	6	9	-	-	2
Parsonsfield	-	-	2	2	22	11	7	6	17	13	7	4	5	4	4	3	-	-	11	10	6	8	-	-	-
Saco	-	-	-	15	86	80	37	33	44	36	46	39	44	39	42	26	33	39	35	33	32	19	-	-	8

Sanford	-	-	-	-	83	72	63	72	56	68	79	81	49	71	58	57	42	30	36	42	27	29	-	-	-	32
Shaoleigh	81	75	-	-	-	-	-	-	-	-	-	-	-	-	-	-	-	-	-	-	-	-	-	-	-	-
South Berwick	39	57	-	-	34	35	22	21	26	23	25	24	19	23	26	22	15	18	16	26	24	15	-	-	-	-
Waterboro	89	112	-	-	-	-	-	-	-	-	-	-	-	-	-	-	-	-	-	-	-	-	-	-	-	-
Wells	-	-	-	-	21	24	20	19	22	16	21	18	24	20	19	21	18	21	15	26	26	-	-	-	-	8
York	-	-	-	-	43	37	28	32	34	26	38	32	31	19	22	22	19	21	19	15	-	-	-	-	-	59
Total	1,207	1,238	34	55	581	556	390	352	396	351	397	371	343	336	338	344	263	271	260	314	214	205	7	8	-	272

SUMMARY.

Androscoggin	905	811	195	171	349	344	328	314	313	268	304	284	299	286	274	282	252	252	233	201	153	185	-	-	-	300
Aroostook	4,909	4,893	66	72	791	735	559	492	439	479	445	439	365	395	294	405	223	287	192	257	146	185	-	-	-	634
Cumberland	1,392	1,397	346	348	1,180	1,084	941	900	919	885	894	834	829	818	740	717	632	675	532	589	450	479	1	-	-	825
Franklin	725	678	23	45	169	154	118	110	126	107	100	102	101	87	77	97	74	96	64	70	52	57	-	-	-	85
Hancock	990	936	9	8	399	408	275	274	257	262	245	232	249	236	226	204	229	222	215	251	183	210	3	9	-	228
Kennebec	1,512	1,416	264	215	414	438	341	373	353	370	342	351	320	303	283	300	304	252	222	238	170	188	2	2	-	377
Knox	745	638	48	57	198	181	170	180	175	172	174	176	152	170	185	166	180	187	124	131	111	166	-	-	-	109
Lincoln	792	752	6	1	97	77	106	92	85	76	83	84	59	66	97	76	66	74	72	90	40	32	-	-	-	43
Oxford	1,124	957	190	94	362	324	277	273	220	247	241	203	178	192	178	201	145	126	136	144	116	134	5	4	-	115
Penobscot	2,392	2,361	451	419	814	813	621	606	536	534	532	523	466	530	465	436	374	394	342	323	224	306	5	7	-	570
Piscataquis	356	357	81	104	217	194	187	175	161	144	166	160	156	172	135	136	128	131	126	127	95	121	-	-	-	126
Sagadahoc	474	475	-	-	284	285	167	193	211	229	250	225	246	213	179	178	168	171	159	174	123	152	-	-	-	228
Somerset	793	803	67	51	345	353	269	282	274	268	254	256	228	236	237	222	182	202	153	167	153	157	2	8	-	236
Waldo	755	809	-	-	185	183	131	119	90	92	113	98	107	82	121	125	80	93	116	119	89	73	-	-	-	114
Washington	1,534	1,543	39	35	559	564	373	374	349	366	328	341	349	342	296	315	249	261	260	258	251	249	7	13	-	426
York	1,207	1,238	34	55	581	556	390	352	396	351	397	371	343	336	338	344	263	271	260	314	214	205	7	8	-	272
Total	20,605	20,064	1,819	1,675	6,944	6,773	5,253	5,109	4,904	4,850	4,865	4,679	4,447	4,464	4,125	4,204	3,549	3,694	3,206	3,453	2,570	2,909	22	54	-	4,788

TABLE No. VII.
COMMON SCHOOL STATISTICS.

Showing Percentage of Valuation Raised for Common School Purposes for Year Ending April 1, 1911.

ANDROSCOGGIN COUNTY.

PUBLIC SCHOOLS.

TOWNS.	Amount raised by local taxation.	Amount received from common school fund.	Total amount deemed to be raised (Chap. 177, P.L. 1909.	Valuation of town 1910.	Percentage of valuation.
Auburn	\$1,719	\$13,322 83	\$15,113 83	\$8,398,324	.001 7-10
Durham	800	923 38	1,723 38	396,861	.004 8-10
East Livermore	2,000	2,517 92	4,517 92	1,558,849	.002 8-10
Greene	500	514 92	1,014 92	367,854	.002 7-10
Leeds	600	672 19	1,272 19	364,926	.003 4-10
Lewiston	3,500	25,619 17	29,119 17	16,861,149	.001 7-10
Lisbon	3,300	3,938 56	7,238 56	2,489,574	.002 9-10
Livermore	700	813 67	1,513 67	431,144	.003 5-10
Mechanic Falls	500	1,355 80	1,855 80	834,421	.002 2-10
Minot	700	629 38	1,329 38	370,004	.003 5-10
Poland	2,250	1,414 86	3,664 86	989,214	.003 6-10
Turner	2,000	1,448 70	3,448 70	977,013	.003 5-10
Wales	400	392 58	792 58	245,505	.003 2-10
Webster	1,200	877 97	2,077 97	572,018	.003 6-10
Total	\$20,169	\$54,441 93	\$74,682 93	\$34,856,856	.002 1-10

AROOSTOOK COUNTY.

Amity	\$100	\$228 63	\$328 63	\$98 368	.003 3-10
Ashland	2,500	1,339 19	3,839 19	649 690	.005 8-10
Bancroft	175	218 41	393 41	56 079	.007
Benedicta	307	199 81	506 81	70 026	.007 2-10
Blaine	1,050	667 01	1,717 01	323 292	.005 3-10
Bridgewater	1,600	874 78	2,474 78	447 491	.005 5-10
Caribou	5,000	4 293 73	9,293 73	2,499 841	.003 7-10
Castle Hill	500	325 80	825 80	150 721	.005 4-10
Crystal	500	336 61	836 61	159 867	.005 2-10
Dyer Brook	800	223 32	1,023 32	138 640	.007 3-10
Easton	2,500	1,004 22	3,504 22	544 795	.006 4-10
Fort Fairfield	12,000	4 416 17	16 416 17	2,942 383	.005 5-10
Fort Kent	400	2 099 01	2,499 01	521 570	.004 8-10
Frenchville	375	721 94	1,096 94	173 756	.006 3-10
Grand Isle	250	738 30	988 30	167 690	.005 8-10
Haynesville	300	186 63	486 63	77 617	.006 2-10
Hersey	150	138 79	288 79	94 313	.003
Hodgdon	Incomplete.	741 09	-	332 968	-
Houlton	4,000	5,737 36	9,737 36	3,529 293	.002 7-10
Island Falls	1,200	946 50	2,146 50	426 150	.005
Limestone	1,800	1,069 73	2,869 73	692 558	.004 1-10
Linneus	1,200	555 26	1,755 26	268 152	.006 5-10
Littleton	1,100	776 58	1,876 58	427 657	.004 3-10
Ludlow	700	238 76	938 76	119 670	.007 8-10
Madawaska	325	1,002 10	1,327 10	238 746	.005 5-10
Mapleton	1,000	675 13	1,675 13	332 260	.005
Mars Hill	2,000	1,084 11	3,084 11	806 333	.003 8-10
Masardis	700	388 76	1,088 76	169 473	.006 4-10
Monticello	400	885 79	1,285 79	444 034	.002 3-10
New Limerick	800	343 39	1,143 39	158 418	.007 2-10
New Sweden	400	536 63	936 63	240 151	.003 8-10
Oakfield	700	470 14	1,170 14	148 136	.007 8-10
Orient	250	150 53	400 53	113 747	.003 5-10
Perham	400	452 40	852 40	232 430	.003 6-10
Portage	300	375 54	675 54	169 242	.003 9-10
Presque Isle	5,000	4 260 12	9,260 12	2,480 680	.003 7-10
Sherman	400	657 14	1,057 14	471 276	.002 2-10
Smyrna	300	296 60	596 60	134 670	.004 4-10
St. Agatha	375	724 91	1,099 91	155 034	.007
Van Buren	1,000	1,800 32	2,800 32	880 728	.003 1-10
Washburn	1,500	832 41	2,332 41	416 273	.005 6-10

AROOSTOOK COUNTY.—CONCLUDED.

TOWNS.	Amount raised by local taxation.	Amount received from common school fund.	Total amount deemed to be raised. (Chap. 177, P. L. 1909.	Valuation of town 1910.	Percentage of valuation.
Westfield	-	404 13	404 13	320,436	.001 2-10
Weston	500	199 27	699 27	75,334	.009 2-10
Woodland	1,200	719 75	1,919 75	302,832	.006 3-10
PLANTATIONS.					
Allagash	-	290 11	290 11	265,026	.001
Cary	148	180 13	328 13	39,819	.008 2-10
Caswell	294	231 71	525 71	68,687	.007 6-10
Chapman	400	257 02	657 02	107,725	.006
Connor	350	329 31	679 31	73,007	.009 3-10
Cyr	100	324 62	424 62	65,717	.006 4-10
E	150	132 82	282 82	76,332	.003 7-10
Eagle Lake	200	777 83	977 83	263,245	.003 7-10
Garfield	50	146 39	196 39	118,492	.001 6-10
Glenwood	140	124 52	264 52	99,000	.002 6-10
Hamlin	300	368 31	668 31	98,844	.006 7-10
Hammond	-	169 98	169 98	132,240	.001 2-10
Macwahoc	50	109 84	159 84	64,287	.002 4-10
Merrill	300	286 65	586 65	138,101	.004 2-10
Moro	450	158 96	608 96	74,165	.008 2-10
Nashville	100	116 73	216 73	99,180	.002 1-10
New Canada	100	308 33	408 33	61,243	.006 6-10
Oxbow	175	154 81	329 81	100,000	.003 2-10
Reed	300	317 39	617 39	134,125	.004 7-10
Silver Ridge	75	86 02	161 02	37,572	.004 2-10
St. Francis	200	435 20	635 20	128,340	.004 9-10
St. John	275	272 44	547 44	83,580	.006 5-10
Stockholm	562	445 98	1,007 98	159,443	.006 3-10
Wade	100	216 73	316 73	151,254	.002
Wallagrass	100	466 67	566 67	91,539	.006 1-10
Westmanland	95	178 00	273 00	132,240	.002
Winterville	300	232 34	532 34	121,440	.004 3-10
Total	\$61,371	\$50,714 55	\$112,085 55	\$26,187,963	.002 8-10

CUMBERLAND COUNTY.

Baldwin	\$700	\$595 35	\$1,295 35	\$378,528	.003 4-10
Bridgton	3,000	2,384 89	5,384 89	1,604,354	.003 3-10
Brunswick	-	6,415 23	6,415 23	\$,972,818	.001 6-10
Cape Elizabeth	500	1,431 01	1,931 01	1,329,604	.001 4-10
Casco	600	498 88	1,098 88	297,913	.003 6-10
Cumberland	-	1,536 35	1,536 35	1,134,721	.001 3-10
Falmouth	-	2,159 60	2,159 60	1,581,452	.001 3-10
Freeport	2,950	2,209 51	5,159 51	1,330,918	.003 8-10
Gorham	2,300	2,432 87	4,732 87	1,781,764	.002 6-10
Gray	750	887 68	1,637 68	535,370	.003
Harpswell	1,800	1,525 42	3,325 42	965,251	.003 4-10
Harrison	1,200	747 10	1,947 10	465,161	.004 1-10
Naples	650	555 54	1,205 54	286,979	.004 2-10
New Gloucester	-	1,648 34	1,648 34	1,097,536	.001 5-10
North Yarmouth	300	570 11	870 11	342,752	.002 5-10
Otisfield	500	443 39	943 39	264,291	.003 5-10
Portland	48,373	80,760 82	129,133 82	64,177,249	.002
Pownal	1,000	477 07	1,477 07	264,282	.005 5-10
Raymond	500	517 50	1,017 50	265,659	.003 8-10
Scarboro	1,000	1,782 46	2,782 46	1,319,641	.002 1-10
Sebago	500	377 80	877 80	257,616	.003 4-10
South Portland	11,700	5,691 73	17,391 73	3,756,873	.004 6-10
Standish	2,394	1,385 59	3,779 59	998,790	.003 7-10
Westbrook	1,206	8,061 09	9,267 09	5,308,191	.001 7-10
Windham	3,671	1,742 17	5,413 17	1,215,417	.004 4-10
Yarmouth	-	2,454 10	2,454 10	1,574,380	.001 5-10
Total	\$85,594	\$129,291 60	\$214,885 60	\$96,505,510	.002 2-10

FRANKLIN COUNTY.

TOWNS.	Amount raised by local taxation.	Amount received from common school fund.	Total amount deemed to be raised (Chap. 177, P.L. 1909.	Valuation of town 1910.	Percentage of valuation.
Avon.....	\$425	\$303 83	\$728 83	\$184,902	.003 9-10
Carthage.....	50	265 43	315 43	154,889	.002
Chesterville.....	1,200	493 49	1,693 49	270,651	.006 2-10
Eustis.....	700	449 12	1,149 12	325,537	.003 5-10
Farmington.....	1,000	2,994 12	3,994 12	1,981,547	.002
Freeman.....	400	195 31	595 31	125,244	.004 7-10
Industry.....	800	271 91	1,071 91	122,921	.008 7-10
Jay.....	2,500	3,085 71	5,585 71	2,043,789	.002 7-10
Kingfield.....	555	658 08	1,213 08	392,967	.003
Madrid.....	600	177 23	777 23	104,085	.007 4-10
New Sharon.....	800	669 54	1,469 54	385,964	.003 7-10
New Vineyard.....	1,000	361 42	1,361 42	190,519	.007 1-10
Phillips.....	1,200	1,122 91	2,322 91	663,413	.003 5-10
Rangeley.....	1,200	1,263 37	2,463 37	1,001,631	.002 4-10
Salem.....	100	136 07	236 07	68,145	.003 4-10
Strong.....	500	519 29	1,019 29	308,105	.003 3-10
Temple.....	316	265 46	581 46	160,321	.003 6-10
Weld.....	700	443 41	1,143 41	240,138	.004 7-10
Wilton.....	1,500	1,626 43	3,126 43	1,086,538	.002 8-10
PLANTATIONS.					
Coplin.....	55	147 86	202 86	110,200	.001 8-10
Dallas.....	50	174 90	224 90	99,180	.002 2-10
Lang.....	75	131 74	206 74	88,160	.002 3-10
Rangeley.....	58	397 73	455 73	383,250	.001 1-10
Sandy River.....	-	143 31	143 31	149,760	.000 9-10
Total.....	\$15,784	\$16,297 67	\$32,081 67	\$10,641,856	.003

HANCOCK COUNTY.

Amherst.....	\$291	\$170 19	\$461 19	\$79,430	.005 8-10
Aurora.....	25	86 39	111 39	52,536	.002 1-10
Bluehill.....	1,500	1,131 41	2,631 41	657,177	.004
Brooklin.....	500	476 17	976 17	222,890	.004 3-10
Brooksville.....	500	722 23	1,222 23	297,237	.004 1-10
Bucksport.....	1,600	1,582 36	3,182 36	901,561	.003 5-10
Castine.....	600	876 01	1,476 01	585,359	.002 5-10
Cranberry Isles.....	800	371 83	1,171 83	250,000	.004 6-10
Dedham.....	400	205 76	605 76	110,745	.005 4-10
Deer Isle.....	2,400	1,105 30	3,505 30	431,462	.008 1-10
Eastbrook.....	300	133 53	433 53	70,589	.006 1-10
Eden.....	3,500	8,462 62	11,962 62	6,928,523	.001 7-10
Ellsworth.....	1,000	3,311 03	4,311 03	2,076,305	.002 7-10
Franklin.....	700	760 37	1,460 37	340,009	.004 2-10
Gouldsboro.....	1,200	712 39	1,912 39	371,751	.005 1-10
Hancock.....	500	592 19	1,092 19	340,043	.003 2-10
Isle au Haut.....	600	148 07	748 07	88,397	.008 4-10
Lamoine.....	450	335 85	785 85	183,062	.004 2-10
Mariaville.....	100	105 11	205 11	62,847	.003 2-10
Mt. Desert.....	2,400	2,671 60	5,071 60	2,066,099	.002 4-10
Orland.....	800	660 68	1,460 68	336,942	.004 3-10
Otis.....	200	78 41	278 41	50,175	.005 5-10
Penobscot.....	600	584 65	1,184 65	255,264	.004 6-10
Sedgwick.....	1,600	502 76	2,102 76	227,222	.009 2-10
Sorrento.....	250	344 18	594 18	201,821	.002 9-10
Southwest Harbor.....	684	744 57	1,428 57	450,763	.003 1-10
Stonington.....	1,700	1,160 22	2,860 22	582,371	.004 9-10
Sullivan.....	1,000	708 88	1,708 88	376,275	.004 5-10
Surry.....	500	440 58	940 58	194,325	.004 8-10
Swan's Island.....	700	386 66	1,086 66	160,914	.006 7-10
Tremont.....	800	681 68	1,481 68	257,959	.005 7-10
Trenton.....	400	242 34	642 34	135,218	.004 7-10
Verona.....	140	133 32	273 32	74,475	.003 6-10
Waltham.....	154	143 83	297 83	80,047	.003 7-10
Winter Harbor.....	500	745 91	1,245 91	500,428	.002 4-10
PLANTATIONS.					
Long Island.....	200	106 79	306 79	29,102	.010
No. 8.....	150	41 60	191 60	28,800	.006 6-10
Moose Hill, formerly No. 21.....	150	60 44	210 44	44,160	.004 7-10
Great Pond, formerly No. 33.....	50	95 67	145 67	55,200	.002 6-10
Total.....	\$29,944	\$31,823 58	\$61,767 58	\$20,157,483	.003

KENNEBEC COUNTY.

140

Towns.	Amount raised by local taxation.	Amount received from common school fund.	Total amount deemed to be raised. (Chap. 177, P.L. 1909.	Valuation of town 1910.	Percentage of valuation.
Albion.....	\$1,000	\$678 55	\$1,678 55	\$371,224	.004 5-10
Augusta.....	9,616	11,938 81	21,554 81	8,069,602	.002 6-10
Belgrade.....	700	361 13	1,061 13	538,161	.002 9-10
Benton.....	700	974 79	1,674 79	502,345	.003 3-10
Chelsea.....	900	520 19	1,420 19	242,814	.005 8-10
China.....	1,300	921 41	2,221 41	596,816	.003 7-10
Clinton.....	1,500	964 65	2,464 65	630,894	.003 9-10
Farmingdale.....	600	840 35	1,440 35	530,980	.002 7-10
Fayette.....	900	408 60	1,308 60	214,134	.006 1-10
Gardiner.....	3,000	5,626 49	8,626 49	3,791,862	.002 2-10
Hallowell.....	150	2,452 79	2,602 79	1,528,252	.001 7-10
Litchfield.....	1,000	633 98	1,633 98	375,128	.004 3-10
Manchester.....	800	457 26	1,257 26	288,514	.004 3-10
Monmouth.....	1,000	1,080 37	2,080 37	707,469	.002 9-10
Mt. Vernon.....	750	626 69	1,376 69	341,253	.004
Oakland.....	3,300	1,656 88	4,956 88	1,129,631	.004 3-10
Pittston.....	1,250	815 17	2,065 17	467,272	.004 4-10
Randolph.....	900	606 06	1,506 06	305,235	.004 9-10
Readfield.....	800	815 11	1,615 11	514,074	.003 1-10
Rome.....	500	251 43	751 43	160,999	.004 6-10
Sidney.....	1,200	685 51	1,885 51	424,712	.004 4-10
Vassalboro.....	2,000	1,711 70	3,711 70	1,114,032	.003 3-10
Vienna.....	200	260 58	460 58	139,126	.003 3-10
Waterville.....	7,228	10,635 51	17,863 51	6,778,864	.002 6-10
Wayne.....	500	412 97	912 97	239,954	.003 8-10
West Gardiner.....	1,100	512 75	1,612 75	342,627	.004 7-10
Windsor.....	1,000	469 81	1,469 81	261,204	.005 6-10
Winslow.....	-	3,581 80	3,581 80	2,377,217	.001 5-10
Winthrop.....	1,000	2,083 90	3,083 90	1,464,469	.002 1-10
Unity Pl.....	85	40 58	125 58	20,223	.006 2-10
Total.....	\$44,979	\$53,525 82	\$98,504 82	\$34,469,087	.002 8-10

PUBLIC SCHOOLS.

KNOX COUNTY.

Appleton.....	\$750	\$560 84	\$1,310 84	\$255,209	.005 1-10
Camden.....	2,500	3,458 26	5,958 26	2,547,204	.002 3-10
Cushing.....	500	299 47	799 47	135,598	.005 8-10
Friendship.....	800	476 54	1,276 54	282,357	.004 5-10
Hope.....	500	344 55	844 55	214,927	.003 9-10
Hurricane Isle.....	775	147 99	922 99	64,075	.014
North Haven.....	-	458 08	458 08	377,660	.001 2-10
Rockland.....	6,007	8,439 20	14,446 20	5,878,207	.002 4-10
Rockport.....	1,852	2,012 45	3,864 45	1,312,801	.002 9-10
South Thomaston.....	900	883 61	1,783 61	448,034	.003 9-10
St. George.....	750	1,040 86	1,790 86	438,233	.004
Thomaston.....	1,500	1,869 37	3,369 37	1,238,932	.002 6-10
Union.....	800	889 66	1,689 66	532,076	.003 1-10
Vinalhaven.....	2,000	1,489 20	3,489 20	727,593	.004 8-10
Warren.....	1,000	1,337 69	2,337 69	857,657	.002 7-10
Washington.....	304	531 42	835 42	280,404	.002 9-10
Criehaven Pl.....	165	32 08	197 08	22,294	.008 8-10
Matinicus Isle Pl.....	150	94 49	244 49	47,248	.005 1-10
Muscle Ridge Pl.....	-	46 46	46 46	25,000	.001 8-10
Total.....	\$21,253	\$24,412 22	\$45,665 22	\$15,685,509	.002 9-10

APPENDIX.

LINCOLN COUNTY.

Towns.	Amount raised by local taxation.	Amount received from common school fund.	Total amount deemed to be raised (Chap. 177, P.L. 1909.	Valuation of town 1910.	Percentage of valuation.
Alna.....	\$600	\$328 44	\$928 44	\$189,318	.004 8-10
Boothbay.....	600	1,221 95	1,821 95	664,884	.002 7-10
Boothbay Harbor.....	1,200	1,697 44	2,897 44	1,136,850	.002 5-10
Bremen.....	200	308 33	508 33	144,956	.003 4-10
Bristol.....	2,100	1,636 52	3,736 52	959,180	.003 8-10
Damariscotta.....	400	688 72	1,088 72	494,653	.002 2-10
Dresden.....	200	615 85	815 85	354,522	.002 3-10
Edgecomb.....	500	341 06	841 06	200,183	.004 2-10
Jefferson.....	1,000	767 15	1,767 15	434,947	.004
Newcastle.....	1,000	975 27	1,975 27	678,636	.002 9-10
Nobleboro.....	800	522 45	1,322 45	290,593	.004 5-10
Somerville.....	250	161 12	411 12	58,578	.007
Southport.....	175	564 31	739 31	509,760	.001 4-10
Waldoboro.....	2,300	1,974 78	4,274 78	1,126,675	.003 7-10
Westport.....	100	187 85	287 85	97,174	.002 9-10
Whitefield.....	600	757 46	1,357 46	442,431	.003
Wiscasset.....	1,300	864 77	2,164 77	506,731	.004 2-10
Monhegan Pl.....	150	85 05	235 05	69,453	.003 3-10
Total.....	\$13,475	\$13,698 52	\$27,173 52	\$8,359,524	.003 2-10

OXFORD COUNTY.

Albany.....	\$600	\$291 24	\$891 24	\$158,890	.005 6-10
Andover.....	600	554 56	1,154 56	358,876	.003 2-10
Bethel.....	1,000	1,489 62	2,489 62	1,039,500	.002 3-10
Brownfield.....	1,115	600 94	1,715 94	324,092	.005 2-10
Buckfield.....	600	738 49	1,338 49	464,733	.002 8-10
Byron.....	315	162 52	477 52	120,642	.003 9-10
Canton.....	1,200	694 01	1,894 01	325,904	.005 8-10
Denmark.....	800	555 24	1,355 24	389,404	.003 5-10
Dixfield.....	2,000	750 54	2,750 54	525,077	.005 2-10
Fryeburg.....	2,400	1,211 13	3,611 13	819,216	.004 4-10
Gilead.....	130	186 07	316 07	128,227	.002 4-10
Grafton.....	125	211 03	336 03	170,944	.001 9-10
Greenwood.....	1,200	415 97	1,615 97	194,576	.008 3-10
Hanover.....	250	133 35	383 35	91,064	.004 2-10
Hartford.....	600	490 89	1,090 89	298,844	.003 6-10
Hebron.....	800	395 43	1,195 43	229,528	.005 2-10
Hiram.....	800	678 24	1,478 24	431,053	.003 4-10
Lovell.....	600	661 17	1,261 17	475,694	.002 6-10
Mason.....	50	84 20	134 20	64,818	.002
Mexico.....	4,000	1,429 17	5,429 17	713,886	.007 5-10
Newry.....	500	295 39	795 39	282,006	.002 8-10
Norway.....	2,000	2,283 86	4,283 86	1,398,952	.003
Oxford.....	1,200	873 87	2,073 87	520,938	.003 9-10
Paris.....	3,500	2,392 57	5,892 57	1,549,181	.003 8-10
Peru.....	1,100	509 66	1,609 66	274,592	.005 8-10
Porter.....	500	503 02	1,003 02	255,772	.003 8-10
Roxbury.....	750	247 11	997 11	164,247	.006
Rumford.....	7,500	5,422 75	12,922 75	4,062,139	.003 1-10
Stoneham.....	200	192 52	392 52	113,541	.003 4-10
Stow.....	400	209 83	609 83	131,115	.004 6-10
Sumner.....	700	513 18	1,213 18	304,123	.003 9-10
Sweden.....	400	252 41	652 41	162,554	.004
Upton.....	200	223 22	423 22	142,663	.002 9-10
Waterford.....	1,500	610 89	2,110 89	358,079	.005 8-10
Woodstock.....	900	506 36	1,406 36	285,377	.004 9-10
Lincoln Pl.....	65	199 42	264 42	182,351	.001 4-10
Magalloway Pl.....	40	264 86	304 86	245,840	.001 2-10
Milton Pl.....	150	163 08	313 08	75,082	.004 1-10
Total.....	\$40,790	\$27,397 81	\$68,187 81	\$17,833,520	.003 8-10

PENOBSCOT COUNTY.

Towns.	Amount raised by local taxation.	Amount received from common school fund.	Total amount deemed to be raised. (Chap. 177, P.L. 1909.	Valuation of town 1910.	Percentage of valuation.
Alton	\$300	\$170 10	\$470 10	\$93,280	.005
Argyle	429	140 19	569 19	66,156	.008 5-10
Bangor	17,000	30,590 31	47,590 31	23,075,050	.002
Bradford	500	595 82	1,095 82	288,820	.003 7-10
Bradley	600	387 80	987 80	202,776	.004 8-10
Brewer	3,500	4,089 57	7,589 57	2,347,389	.003 2-10
Burlington	250	264 08	514 08	164,633	.003 1-10
Carmel	800	599 39	1,399 39	315,047	.004 4-10
Carroll	300	326 73	626 73	147,621	.004 2-10
Charleston	1,200	575 36	1,775 36	313,906	.005 6-10
Chester	200	207 74	407 74	83,380	.004 8-10
Clifton	155	127 44	282 44	61,953	.004 5-10
Corinna	1,100	848 09	1,948 09	504,408	.003 8-10
Corinth	650	723 52	1,373 52	466,137	.002 9-10
Dexter	3,500	2,459 41	5,959 41	1,467,229	.004
Dixmont	700	459 20	1,159 20	243,048	.004 7-10
East Millinocket	1,500	785 71	2,285 71	599,880	.003 7-10
Eddington	800	390 23	1,190 23	190,984	.006 2-10
Edinburg	100	50 52	150 52	34,612	.004 3-10
Enfield	750	663 83	1,413 83	337,469	.004 1-10
Etna	400	296 79	696 79	144,224	.004 8-10
Exeter	300	554 28	854 28	312,934	.002 7-10
Garland	750	560 08	1,310 08	297,048	.004 4-10
Glenburn	500	315 81	815 81	171,683	.004 7-10
Greenbush	650	225 81	875 81	93,393	.009 3-10
Greenfield	160	116 70	276 70	55,121	.005
Hampden	1,800	1,499 07	3,299 07	800,982	.004 1-10
Hermion	1,000	810 34	1,810 34	453,394	.003 9-10
Holden	800	396 54	1,196 54	171,751	.006 9-10
Howland	550	467 01	1,017 01	285,775	.003 5-10
Hudson	500	230 27	730 27	128,005	.005 7-10
Kenduskeag	425	312 50	737 50	189,402	.003 8-10
Kingman	600	449 20	1,049 20	152,482	.006 8-10

Lagrange.....	600	461 66	1,061 66	310,130	.003 4-10
Lee.....	350	419 61	769 61	132,767	.005 7-10
Levant.....	600	460 56	1,060 56	246,193	.004 3-10
Lincoln.....	1,250	1,327 09	2,577 09	768,723	.003 3-10
Lowell.....	200	177 47	377 47	91,653	.004 1-10
Mattawamkeag.....	600	315 83	915 83	145,839	.006 2-10
Maxfield.....	150	69 96	219 96	36,356	.006 3-10
Medway.....	500	302 44	802 44	104,657	.007 6-10
Milford.....	-	913 09	913 09	608,879	.001 4-10
Millinocket.....	3,000	2,328 35	5,328 35	1,465,045	.003 6-10
Mt. Chase.....	400	173 23	573 23	83,189	.006 8-10
Newburg.....	800	496 55	1,296 55	282,508	.004 5-10
Newport.....	1,250	1,331 96	2,581 96	854,306	.003
Old Town.....	3,500	4,930 69	8,430 69	2,956,511	.002 8-10
Orono.....	2,500	2,459 07	4,959 07	1,258,115	.003 9-10
Orrington.....	800	840 64	1,640 64	455,292	.003 6-10
Passadumkeag.....	400	240 08	640 08	105,994	.006
Patten.....	1,800	1,154 05	2,954 05	670,813	.004 4-10
Plymouth.....	350	380 76	730 76	193,431	.003 7-10
Prentiss.....	400	322 07	722 07	121,895	.005 9-10
Springfield.....	133	297 32	430 32	156,963	.002 7-10
Stetson.....	500	350 32	850 32	221,746	.003 8-10
Veazie.....	300	494 11	794 11	334,522	.002 3-10
Winn.....	400	401 90	801 90	190,668	.004 2-10
Woodville.....	25	120 82	145 82	81,869	.001 7-10
Drew Pl.....	650	207 01	857 01	132,258	.006 4-10
Grand Falls Pl.....	100	112 85	212 85	88,320	.002 4-10
Lakeville Pl.....	103	194 31	297 31	148,000	.002
Seboeis Pl.....	100	138 66	238 66	99,060	.002 4-10
Stacyville Pl.....	400	314 15	714 15	126,000	.005 6-10
Webster Pl.....	-	112 18	112 18	63,000	.001 7-10
Total.....	\$64,930	\$72,538 23	\$137,468 23	\$46,795,164	.002 9-10

PISCATAQUIS COUNTY.

Towns.	Amount raised by local taxation.	Amount received from common school fund.	Total amount deemed to be raised (Chap. 177, P.L. 1909.	Valuation of town 1910.	Percentage of valuation.
Abbot.....	\$1,000	\$403 50	\$1,403 50	\$212,004	.006 6-10
Atkinson.....	850	329 56	1,179 56	170,472	.006 9-10
Blanchard.....	300	153 18	453 18	97,812	.004 6-10
Bowerbank.....	55	163 58	218 58	111,603	.001 9-10
Brownville.....	800	1,225 88	2,025 88	582,190	.003 4-10
Dover.....	2,000	1,598 04	3,598 04	1,083,621	.003 3-10
Foxcroft.....	1,700	1,505 76	3,205 76	980,456	.003 2-10
Greenville.....	1,900	1,015 05	2,915 05	604,335	.004 7-10
Guilford.....	1,150	1,218 18	2,368 18	789,721	.002 9-10
Medford.....	500	214 12	714 12	121,628	.005 8-10
Milo.....	1,800	1,982 86	3,782 86	1,162,383	.003 2-10
Monson.....	600	665 26	1,265 26	326,065	.003 8-10
Orneville.....	350	216 12	566 12	127,565	.004 4-10
Parkman.....	600	430 51	1,030 51	230,937	.004 4-10
Sangerville.....	2,200	922 65	3,122 65	553,941	.005 6-10
Sebec.....	900	400 69	1,300 69	204,375	.006 3-10
Shirley.....	650	210 80	860 80	121,780	.007
Wellington.....	750	261 90	1,011 90	140,500	.007 2-10
Williamsburg.....	200	105 56	305 56	57,652	.005 3-10
Willimantic.....	220	183 80	403 80	97,640	.004 1-10
Barnard Pl.....	150	86 04	236 04	51,044	.004 6-10
Elliottsville Pl.....	73	160 83	233 83	142,425	.001 6-10
Kingsbury Pl.....	225	144 34	369 34	96,000	.003 8-10
Lake View Pl.....	200	236 30	436 30	183,890	.002 3-10
Total.....	\$19,173	\$13,834 51	\$33,007 51	\$8,250,039	.004

SAGADAHOC COUNTY.

Arrowsic.....	\$50	\$117 85	\$167 85	\$63,738	.002 6-10
Bath.....	12,861	10,873 21	23,734 21	7,743,085	.003
Bowdoin.....	744	647 04	1,391 04	323,516	.004 3-10
Bowdoinham.....	650	961 65	1,611 65	558,413	.002 8-10
Georgetown.....	1,000	504 12	1,504 12	304,668	.004 9-10
Perkins.....	75	52 82	127 82	39,166	.003 2-10
Phippsburg.....	1,000	821 73	1,821 73	441,004	.004 1-10
Richmond.....	100	1,616 58	1,716 58	1,057,966	.001 6-10
Topsham.....	1,000	2,061 94	3,061 94	1,281,139	.002 3-10
West Bath.....	650	251 84	901 84	196,092	.004 5-10
Woolwich.....	800	567 76	1,367 76	337,466	.004
Total.....	\$18,930	\$18,476 54	\$37,406 54	\$12,346,253	.003

SOMERSET COUNTY.

Anson.....	\$2,744	\$1,447 53	\$4,191 53	\$774,970	.005 4-10
Athens.....	600	602 22	1,202 22	307,628	.003 9-10
Bingham.....	1,200	657 18	1,857 18	458,473	.004
Cambridge.....	364	220 36	584 36	135,963	.004 2-10
Canaan.....	842	578 74	1,420 74	321,631	.004 4-10
Concord.....	450	169 37	619 37	86,514	.007 1-10
Cornville.....	1,100	511 17	1,611 17	322,002	.005
Detroit.....	400	290 72	690 72	164,397	.004 2-10
Embden.....	500	454 95	954 95	272,786	.003 5-10
Fairfield.....	3,500	3,151 50	6,651 50	1,737,891	.003 8-10
Harmony.....	400	461 82	861 82	260,338	.003 3-10
Hartland.....	1,000	841 18	1,841 18	504,312	.003 6-10
Madison.....	4,500	2,934 91	7,434 91	2,111,369	.003 5-10
Mercer.....	600	298 97	898 97	167,637	.005 3-10
Moscow.....	500	319 95	819 95	177,611	.004 6-10
New Portland.....	700	584 17	1,284 17	297,712	.004 3-10
Norridgewock.....	1,300	1,184 76	2,484 76	691,908	.003 5-10
Palmyra.....	700	647 03	1,347 03	355,464	.003 7-10
Pittsfield.....	2,200	2,407 52	4,607 52	1,570,571	.002 9-10

SOMERSET COUNTY—CONCLUDED.

TOWNS.	Amount raised by local taxation.	Amount received from common school fund.	Total amount deemed to be raised. (Chap. 177, P.L. 1909.	Valuation of town 1910.	Percentage of valuation.
Ripley	500	244 39	744 39	157,281	.004 7-10
St. Albans	1,200	760 19	1,960 19	419,480	.004 6-10
Skowhegan	3,000	5,812 74	8,812 74	3,956,483	.002 2-10
Smithfield	402	310 93	712 93	223,925	.003 2-10
Solon	1,100	718 03	1,818 03	413,068	.004 4-10
Starks	675	381 04	1,056 04	198,936	.005 3-10
PLANTATIONS.					
Bigelow	-	109 57	109 57	78,008	.001 4-10
Brighton	200	187 59	387 59	102,391	.003 7-10
Caratunk	175	180 45	355 45	126,593	.002 8-10
Dead River	125	126 72	251 72	99,180	.002 5-10
Dennistown	125	167 98	292 98	132,240	.002 2-10
Flagstaff	100	153 81	253 81	80,000	.003 1-10
Highland	67	120 70	187 70	99,180	.001 8-10
Jackman	100	378 81	478 81	220,400	.002 1-10
Lexington	225	154 80	379 80	99,180	.003 8-10
Mayfield	100	133 13	233 13	105,000	.002 2-10
Moose River	200	255 21	455 21	183,150	.002 4-10
Pleasant Ridge	175	93 69	268 69	67,180	.003 9-10
The Forks	450	151 80	601 80	68,160	.008 8-10
West Forks	100	169 05	269 05	119,800	.002 2-10
Total	\$32,619	\$28,374 68	\$60,994 68	\$17,668,812	.003 4-10

WALDO COUNTY.

Belfast	\$2,100	\$4,445 51	\$6,545 51	\$2,942,940	.002 2-10
Belmont	350	203 99	553 99	107,136	.005 1-10
Brooks	100	500 64	600 64	288,082	.002
Burnham	774	483 49	1,257 49	237,164	.005 3-10
Frankfort	450	622 52	1,072 52	323,155	.003 3-10
Freedom	836	311 51	1,147 51	172,006	.006 6-10
Islesboro	200	1,288 40	1,488 40	949,175	.001 5-10
Jackson	500	281 90	781 90	150,307	.005 2-10
Knox	446	345 75	791 75	193,371	.004
Liberty	220	419 18	639 18	212,221	.003
Lincolnton	1,000	653 12	1,653 12	318,588	.005 1-10
Monroe	800	506 67	1,306 67	280,512	.004 6-10
Montville	300	565 52	865 52	305,598	.002 8-10
Morrill	95	249 94	344 94	130,138	.002 6-10
Northport	800	478 18	1,278 18	356,008	.003 5-10
Palermo	757	424 76	1,181 76	220,321	.005 3-10
Prospect	300	352 89	652 89	175,727	.003 7-10
Searsmont	172	591 74	763 74	335,398	.002 2-10
Searsport	1,500	1,195 29	2,695 29	781,299	.003 4-10
Stockton Springs	800	807 35	1,607 35	475,178	.003 3-10
Swanville	400	301 35	701 35	152,485	.004 5-10
Thorndike	230	401 04	631 04	221,011	.002 8-10
Troy	615	486 73	1,101 73	266,828	.004 1-10
Unity	1,000	579 57	1,579 57	351,136	.004 4-10
Waldo	400	280 58	680 58	143,217	.004 7-10
Winterport	1,000	1,010 35	2,010 35	578,501	.003 4-10
Total	\$16,145	\$17,787 97	\$33,932 97	\$10,667,502	.003 1-10

APPENDIX.

WASHINGTON COUNTY.

TOWNS.	Amount raised by local taxation.	Amount received from common school fund.	Total amount deemed to be raised (Chap. 177, P. L. 1909.	Valuation of town 1910.	Percentage of valuation.
Addison	\$1,200	\$489 47	\$1,689 47	\$209,081	.008
Alexander	66	208 57	274 57	60,708	.004 5-10
Baileyville	200	1,232 57	1,432 57	945,386	.001 5-10
Baring	10	178 85	188 85	97,755	.001 9-10
Beddington	70	47 04	117 04	28,832	.004
Brookton	100	147 13	247 13	69,222	.002 5-10
Calais	900	5,302 04	6,202 04	2,675,142	.002 3-10
Centerville	125	100 48	225 48	58,926	.003 8-10
Charlotte	150	173 00	323 00	81,456	.003 9-10
Cherryfield		981 37	981 37	468,694	.002
Columbia	300	290 95	590 95	123,622	.004 7-10
Columbia Falls	75	400 03	475 03	133,944	.002 9-10
Cooper	260	127 74	387 74	56,535	.006 8-10
Crawford	140	80 65	220 65	68,399	.003 2-10.
Cutler	500	327 54	827 54	105,451	.007 8-10
Danforth	500	765 75	1,265 75	435,761	.002 9-10
Deblois	75	46 48	121 48	22,602	.005 3 10
Dennysville	99	333 78	432 78	152,226	.002 8-10
East Machias	300	958 45	1,258 45	387,480	.003 2-10
Eastport	1,500	3,763 63	5,263 63	1,751,383	.003
Edmunds	400	315 64	715 64	99,477	.007 1-10
Forest City	125	44 58	169 58	15,603	.010
Harrington	920	542 25	1,462 25	237,799	.006 1-10
Jonesboro	200	1,398 24	4,98 24	111,059	.004 4-10
Jonesport	600	1,389 22	1,989 22	536,791	.003 7-10
Lubec	2,500	2,222 50	4,722 50	875,100	.005 3-10
Machias	500	1,555 25	2,055 25	848,200	.002 4-10
Machiasport	750	631 73	1,381 73	190,727	.007 2-10
Marion	50	72 26	122 26	39,139	.003 1-10
Marshfield	300	105 29	405 29	59,506	.006 8-10
Meddybemps	125	82 04	207 04	33,498	.006 1-10
Milbridge	700	1,026 67	1,726 67	429,623	.004

Northfield	250	78 25	328 25	44,855	.007 3-10
Pembroke	800	860 36	1,660 36	314,608	.005 2-10
Perry	500	530 32	1,030 32	194,018	.005 2-10
Princeton	736	712 43	1,448 43	307,084	.004 7-10
Robbinston	700	408 53	1,108 53	151,503	.007 2-10
Rogue Bluffs	200	60 56	260 56	26,740	.009 7-10
Steuben	1,000	448 23	1,448 23	198,681	.007 2-10
Talmadge	60	117 39	177 39	49,522	.003 5-10
Topsfield	200	202 00	402 00	107,121	.003 7-10
Trescott	372	246 74	618 74	67,467	.009 1-10
Vanceboro	440	420 13	860 13	187,015	.004 6-10
Waite	200	93 65	293 65	35,565	.008 2-10
Wesley	300	125 85	425 85	53,789	.007 9-10
Whiting	320	230 75	550 75	103,230	.005 3-10
Whitneyville	200	136 88	336 88	62,959	.005 3-10
PLANTATIONS.					
Codyville	55	109 13	164 13	77,605	.002 1-10
Grand Lake Stream	150	250 74	400 74	111,637	.003 5-10
No. 14	100	96 65	196 65	55,200	.003 5-10
No. 21	75	107 68	182 68	60,720	.003
Total	\$20,398	\$29,477 46	\$49,875 46	\$13,648,446	.003 6-10

APPENDIX.

151

YORK COUNTY.

TOWNS.	Amount raised by local taxation.	Amount received from common school fund.	Total amount deemed to be raised. (Chap. 177, P.L. 1909.	Valuation of town 1910.	Percentage of valuation.
Acton	\$900	\$472 81	\$1,372 81	\$267,668	.005 1-10
Alfred	1,523	572 29	2,095 29	344,858	.006
Berwick	1,400	1,627 05	3,027 05	1,007,978	.003
Biddeford	-	15,313 73	15,313 73	8,722,411	.001 7-10
Buxton	1,000	1,843 59	2,843 59	1,152,575	.002 4-10
Cornish	1,000	630 88	1,630 88	369,068	.004 4-10
Dayton	400	332 23	732 23	227,931	.003 2-10
Eliot	1,350	1,008 80	2,358 80	612,540	.003 8-10
Hollis	300	972 36	1,272 36	627,794	.002
Kennebunk	5,200	3,416 95	8,616 95	2,528,171	.003 4-10
Kennebunkport	2,500	2,230 60	4,730 60	1,581,682	.002 9-10
Kittery	2,500	1,746 79	4,246 79	1,000,444	.004 2-10
Lebanon	1,200	800 73	2,000 73	453,163	.004 4-10
Limerick	300	759 21	1,059 21	507,357	.002
Limington	600	647 10	1,247 10	381,239	.003 2-10
Lyman	600	571 57	1,171 57	381,077	.003
Newfield	586	392 37	978 37	231,184	.004 2-10
North Berwick	2,600	1,309 63	3,909 63	780,733	.005
Old Orchard	250	1,422 18	1,672 18	1,202,619	.001 3-10
Parsonfield	1,000	730 31	1,730 31	495,611	.003 5-10
Saco	1,899	6,647 68	8,546 68	4,619,618	.001 8-10
Sanford	4,962	7,075 30	12,037 30	4,252,065	.002 8-10
Shapleigh	678	456 32	1,134 32	277,437	.004
South Berwick	400	2,330 93	2,730 93	1,192,211	.002 2-10
Waterboro	600	750 16	1,350 16	453,697	.002 9-10
Wells	2,000	1,827 93	3,827 93	1,221,792	.003 1-10
York	1,500	3,655 01	5,155 01	2,849,524	.001 8-10
Total	\$37,248	\$59,544 51	\$96,792 51	\$37,742,437	.002 5-10

SUMMARY

Androscoggin.....	\$20,169	\$54,441 93	\$74,610 93	\$34,856,856	.002 1-10
Aroostook.....	61,371	51,455 64	112,085 55	26,187,963	.004
Cumberland.....	85,594	129,291 60	214,885 60	96,505,510	.002 2-10
Franklin.....	15,784	16,297 67	32,081 67	10,641,856	.003
Hancock.....	29,944	31,823 58	61,767 58	20,157,483	.003
Kennebec.....	44,979	53,525 82	98,504 82	34,469,087	.002 8-10
Knox.....	21,253	24,412 22	45,665 22	15,685,509	.002 9-10
Lincoln.....	13,475	13,698 52	27,173 52	8,359,524	.003 2-10
Oxford.....	40,790	27,397 81	68,187 81	17,833,520	.003 8-10
Penobscot.....	64,930	72,538 23	137,468 23	46,795,164	.002 9-10
Piscataquis.....	19,173	13,834 51	33,007 51	8,250,039	.004
Sagadahoc.....	18,930	18,476 54	37,406 54	12,346,253	.003
Somerset.....	32,619	28,374 68	60,993 68	17,668,812	.003 4-10
Waldo.....	16,145	17,787 97	33,932 97	10,667,502	.003 1-10
Washington.....	20,398	29,477 46	49,875 46	13,648,446	.003 6-10
York.....	37,248	59,544 51	96,792 51	37,742,437	.002 5-10
Total.....	\$542,802	\$642,378 69	\$1,184,439 60	\$411,815,961	.002 8-10

APPENDIX.

TABLE No. VIII.
COMMON SCHOOL STATISTICS.
Showing Comparison of Items in School Reports Between
the Years 1911 and 1910.

ITEMS.	1911.	1910.	Increase.	Decrease.
Whole number of persons of school age	214,960	213,123	1,837	-
Number registered in spring terms	113,354	109,845	4,509	-
Number registered in summer terms	6,135	11,877	-	5,742
Number registered in fall terms	115,829	114,900	929	-
Number registered in winter terms	107,548	106,259	1,289	-
Average number in spring terms	97,492	92,842	4,650	-
Average number in summer terms	4,920	9,981	-	5,061
Average number in fall terms	100,018	98,184	1,834	-
Average number in winter terms	91,069	89,389	1,680	-
Percent of average attendance	.45	.45	-	-
Number of different pupils registered	132,823	132,592	231	-
Number registered in rural schools	50,444	52,114	-	1,670
Number registered in village schools	46,377	44,763	1,614	-
Number registered in city schools	36,002	35,715	287	-
Number registered in evening schools	1,944	1,329	615	-
Number registered in private or parochial schools	12,707	10,139	2,568	-
Number of pupils conveyed	6,706	6,051	655	-
Number of schoolhouses in state	3,780	3,822	-	42
Number in good condition	3,234	3,196	38	-
Number supplied with flags	2,795	2,806	-	11
Number built during year	30	39	-	9
Cost of same	\$144,763	\$278,162	-	\$133,399
Estimated value of all school property	\$7,638,057	\$7,309,494	\$328,563	-
Number of schools	4,645	4,662	-	17
Number of different teachers employed	6,932	6,905	27	-
Average wages male teachers per month	\$44 43	\$43 25	\$1 18	-
Average wages female teachers per week	\$8 57	\$8 31	26	-
Number continued in same school for the year	2,626	2,767	-	141
Number having previous experience	5,732	5,795	-	63
Percent of experienced teachers to whole number	.82	.83	-	.01
Graduates of normal or training schools	1,919	1,683	236	-
Number holding state certificates	1,848	1,508	340	-
Number who have attended teachers' meetings	3,901	3,295	606	-
Number attending summer schools	478	568	-	90
Amount common school money raised by local taxation	\$542,802	\$362,683	-	\$419,881
Excess raised over amount required by law	\$631,049	\$582,258	\$48,791	-
Amount raised per scholar	\$2 52	\$4 51	-	\$1 99
Percentage of valuation assessed for common schools	.002 8-10	.002 4-10	4-10	-
Total school resources common school fund proper	\$2,232,968	\$2,021,297	\$211,671	-
Total school expenditures common school fund proper	\$2,009,481	\$1,875,605	\$133,876	-
Net balance unexpended	\$223,487	\$145,692	\$52,519	-
Total expenditures all common school purposes	\$2,640,514	\$2,547,493	\$93,021	-

TABLE No. IX.
COMMON SCHOOL STATISTICS.
Showing Comparison of Items in School Reports Between
the Years 1911 and 1901.

ITEMS.	1911.	1901.
Whole number of persons of school age.....	*214,960	*211,864
Number registered in spring terms.....	113,354	126,731
Average attendance in spring terms.....	97,492	96,426
Number registered in summer terms.....	6,135	†
Average attendance in summer terms.....	4,920	
Number registered in fall terms.....	115,829	
Average attendance in fall terms.....	100,018	
Number registered in winter terms.....	107,548	
Average attendance in winter terms.....	91,069	
Percent of average attendance to whole number of persons of school age.....	.45	.46
Whole number of different scholars registered during the year.....	132,823	132,862
Number of schoolhouses in the state.....	3,780	4,018
Number reported in good condition.....	3,224	3,153
Number supplied with flags.....	2,795	1,956
Number built during the year.....	30	66
Cost of same.....	\$144,763	\$103,458
Estimated value of all school property.....	\$7,638,057	\$4,538,018
Number of different teachers employed.....	6,932	-
Number of teachers graduates of normal schools.....	1,919	1,408
Average wages of male teachers per month.....	\$44 43	\$35 66
Average wages of female teachers per week.....	\$3 57	\$6 72
Amount of school fund proper raised by towns.....	\$542,802	\$769,788
Excess above amount required by law.....	\$631,049	\$256,884
Average amount per scholar.....	\$2 52	\$3 64
Average percent of valuation assessed by towns for common schools.....	.002 8-10	.002 3-10
Amount of common school fund received from state.....	\$1,494,416	\$534,568
Amount of common school fund received from local funds.....	\$46,132	\$34,748
Amount paid for superintendence.....	\$72,065	\$56,880

* Between the ages of 5 and 21 years in 1911 and 4 and 21 years in 1901.

† The statement for 1901 did not give averages for four terms.

* Between the ages of 5 and 21 years in 1911 and 4 and 21 years in 1901.

† The statement for 1901 did not give averages for four terms.

TABLE No. X.
SECONDARY SCHOOL STATISTICS.
Showing Expenditures, Receipts and General Registration in Free High Schools for the Year Ending July 1, 1911.

TOWNS.	Total amount expended for instruction.	Amount provided by town.	Amount received from tuition.	Amount payable from State treasury during year July 1, 1910-11.	Amount from other sources.	Total amount of resources.	Amount of State aid payable for year ending July 1, 1911.	Whole number of weeks.	Total registration.	Average attendance.	Number of resident pupils.	Number of non-resident pupils.	Number of male teachers employed.	Number of female teachers employed.	Average wages of male teachers per month.	Average wages of female teachers per week.
Abbot.....	\$1,024	\$580	-	\$500	-	\$1,080	\$500 00	86	18	14	18	-	-	-	-	-
Albion.....	945	200	-	500	-	1,058	500 00	36	36	30	35	-	1	1	2	-
Alfred.....	1,095	560	\$12	500	\$358	1,072	500 00	36	31	22	23	-	1	1	1	8 00
Andover.....	720	400	-	480	-	1,080	480 00	36	25	22	25	-	8	1	1	10 00
Ashland.....	1,296	700	-	500	-	1,200	500 00	36	30	26	25	-	1	1	1	5 00
Auburn.....	10,465	12,500	1,505	500	-	14,505	500 00	38	366	336	309	57	5	5	8	10 90
Augusta.....	8,788	13,340	530	500	-	14,370	500 00	38	273	242	239	34	4	9	130 00	17 10
Bangor.....	19,502	19,000	252	500	-	19,752	500 00	36	632	577	624	8	7	17	127 77	19 20
Baring.....	510	210	-	300	-	510	340 00	34	16	13	16	-	1	1	60 00	-
Bath.....	6,500	6,500	700	500	-	7,700	500 00	38	285	254	261	24	3	5	110 52	22 99
Belfast.....	2,750	2,400	229	500	-	3,129	500 00	36	94	83	84	10	1	3	133 33	14 35
Belgrade.....	756	400	72	500	-	972	500 00	36	27	22	23	4	-	2	110 00	10 50
Berwick.....	1,894	1,600	-	500	-	2,100	500 00	36	65	60	65	-	1	1	110 00	11 00
Biddeford.....	5,320	4,750	77	500	-	5,327	500 00	37	159	154	150	9	3	3	100 00	15 75
Bingham.....	1,050	500	205	500	-	2,005	500 00	36	31	27	25	-	1	2	-	-
*Boothbay.....	1,050	1,500	-	500	-	2,000	500 00	36	29	23	29	-	6	2	56 66	13 50
Boothbay Harbor.....	1,848	1,300	137	500	-	1,937	500 00	36	53	46	48	5	1	2	100 00	13 50
Bowdoinham.....	1,146	600	100	500	-	1,200	500 00	36	40	35	35	-	5	1	83 33	11 00
Bradford.....	450	200	-	333	-	533	300 00	30	24	20	24	-	1	1	60 00	-

Brewer	3,350	2,800	248	500	-	3,548	500 00	37	120	99	107	13	1	4	140 54	13 85
Bridgton	2,647	2,000	117	500	-	2,617	500 00	38	71	59	66	5	1	4	126 32	10 00
Bristol	1,165	850	-	500	-	1,350	500 00	36	44	40	44	-	1	1	88 89	10 14
Brooklin	864	350	65	500	-	915	500 00	36	31	27	26	5	-	2	-	12 00
Brooks	540	300	17	360	-	677	360 00	36	20	17	17	3	1	-	60 00	-
Brownfield	636	275	-	352	-	627	424 00	34	19	17	19	-	1	-	78 33	-
*Brownville	1,690	1,250	115	500	593	2,458	500 00	36	49	40	49	-	1	†2	90 88	5 00
Brunswick	3,386	3,600	213	500	-	4,313	500 00	36	130	119	110	20	1	1	155 00	13 00
Buckfield	1,284	450	322	500	-	1,272	500 00	36	54	48	40	14	2	1	50 51	10 00
Buxton	1,116	750	40	500	-	1,290	500 00	36	39	35	36	3	1	1	80 00	11 00
Calais—Red Beach	500	500	160	-	-	660	-	36	28	25	22	6	-	1	-	13 88
Camden	3,446	2,400	540	500	-	3,440	500 00	36	105	99	87	18	1	4	155 55	14 71
Canaan	546	250	-	432	-	682	364 00	36	11	7	11	-	-	1	-	15 00
Canton	720	250	48	450	-	748	480 00	36	21	15	17	4	1	-	80 00	-
Cape Elizabeth	1,196	900	-	500	-	1,400	500 00	36	24	21	24	-	1	1	88 88	11 00
Caratunk	500	167	15	300	-	482	333 33	36	10	8	9	-	1	1	55 55	13 88
Carthage	405	200	-	300	-	500	-	27	27	21	27	-	1	-	60 00	-
Caribou	3,402	2,500	777	500	-	3,777	500 00	36	133	121	118	15	1	4	138 89	13 28
Castine	1,250	1,500	90	500	-	2,090	500 00	36	34	30	31	3	1	1	88 88	12 50
Clinton	1,080	500	30	500	-	1,050	500 00	36	20	15	18	2	1	1	80 00	10 00
Columbia Falls	1,864	350	45	500	-	895	500 00	36	22	19	19	3	1	1	64 00	8 00
Cornish	1,132	600	144	500	-	1,244	500 00	36	44	38	37	7	1	1	77 77	12 00
Cumberland	588	600	8	342	-	950	392 05	33	27	21	26	-	1	-	-	12 50
Danforth	1,390	650	228	500	-	1,378	500 00	36	61	53	48	13	2	-	77 00	-
Deer Isle	1,200	850	-	500	-	1,350	500 00	36	45	40	45	-	1	1	83 33	12 50
Denmark	648	250	-	360	-	610	432 00	36	13	11	13	-	1	1	72 00	-
Dennysville	714	140	191	419	67	817	476 00	34	28	23	19	9	2	-	80 00	-
Dexter	2,492	1,700	203	500	-	2,403	500 00	36	109	100	93	16	1	3	111 11	12 04
Dixfield	1,136	550	255	500	-	1,305	500 00	36	21	19	13	8	2	-	-	15 00
East Livermore	3,067	2,500	240	500	-	3,240	500 00	37	80	72	65	15	1	4	111 11	15 75
East Millinocket	666	-	30	483	-	513	444 00	36	14	9	9	5	1	1	100 00	12 00
Easton	1,938	1,500	-	500	-	2,000	500 00	36	31	28	31	-	1	3	90 00	12 00
Eastport	3,065	2,700	20	500	-	3,220	500 00	38	102	93	99	3	2	3	97 34	12 00
Eden	5,175	6,000	60	500	440	7,000	500 00	36	139	135	128	11	2	5	122 22	16 53
Eliot	1,210	1,000	-	500	-	1,500	500 00	36	43	35	43	-	1	1	94 44	10 00
Ellsworth	2,200	2,300	203	500	-	3,003	500 00	36	78	66	72	6	2	1	97 22	12 50
Eustis	844	150	-	425	-	575	500 00	38	18	17	16	2	2	1	73 00	14 00
Exeter	900	350	-	500	50	900	500 00	36	33	28	31	2	1	1	66 66	8 33
Fairfield	2,759	2,000	480	500	-	2,980	500 00	36	74	61	52	22	1	3	144 44	13 51
Farmington	3,450	3,100	900	500	-	4,500	500 00	36	159	147	127	32	2	3	105 55	14 35
Flagstaff	604	250	-	372	-	622	402 83	37	11	9	11	-	1	-	65 00	-
Fort Fairfield	2,992	2,500	-	500	-	3,000	500 00	36	75	66	75	-	2	3	102 77	15 27
Frankfort	1,141	600	120	500	-	1,220	500 00	36	23	19	21	2	1	1	84 00	9 00

* Two schools.

† Part time.

Expenditures, Receipts and General Registration—Continued.

Towns.	Total amount expended for instruction.	Amount provided by town.	Amount received from tuition.	Amount payable from State treasury during year July 1, 1910-11.	Amount from other sources.	Total amount of resources.	Amount of State aid payable for year ending July 1, 1911.	Whole number of weeks.	Total registration.	Average attendance.	Number of resident pupils.	Number of non-resident pupils.	Number of male teachers employed.	Number of female teachers employed.	Average wages of male teachers per month.	Average wages of female teachers per week.
Franklin	\$1,182	\$800	-	\$500	-	\$1,300	\$500 00	36	53	49	53	-	1	1	\$86 66	\$11 11
Freeport	1,896	1,300	-	500	-	1,800	500 00	36	70	63	69	1	2	2	111 11	13 75
Gardiner	4,866	4,200	\$1,235	500	-	5,935	500 00	36	153	146	107	46	4	4	133 33	15 28
Garland	592	300	-	384	-	684	394 42	34	15	10	15	-	1	1	69 60	-
Gorham	2,600	2,150	73	500	-	2,723	500 00	37	86	77	79	7	1	3	124 32	13 06
Greenville	1,458	1,000	-	500	-	1,500	500 00	36	37	31	37	-	1	1	111 11	12 50
Guilford	2,150	2,000	291	500	-	2,791	500 00	36	54	47	44	10	1	2	122 00	14 50
Hallowell	2,150	1,700	63	300	-	2,263	500 00	36	60	55	57	3	1	2	122 22	14 58
Harmony	579	700	168	333	-	573	385 83	36	24	17	20	4	1	1	55 55	14 68
Hartland	1,208	500	85	500	-	1,285	500 00	36	39	31	33	6	1	1	88 88	11 33
Hollis	954	500	25	500	-	1,029	500 00	36	35	31	33	2	1	1	70 00	9 00
Houlton	3,521	2,400	47	500	-	2,947	500 00	36	109	94	107	2	2	2	125 00	15 27
Island Falls	1,504	1,300	121	500	-	1,921	500 00	36	43	36	33	10	1	1	111 11	14 00
Islesboro	1,332	1,100	-	500	-	1,600	500 00	36	39	34	39	-	1	1	100 00	12 00
Jackson	592	180	8	360	-	548	394 80	36	10	9	9	1	1	1	65 80	-
Jay	1,965	1,400	-	500	\$450	2,350	500 00	36	35	29	35	-	1	1	100 00	12 50
Jonesboro	852	650	-	350	-	1,000	500 00	32	43	43	43	6	1	1	66 50	10 00
Jonesport	1,350	850	-	500	-	1,350	500 00	36	69	58	65	-	1	1	100 00	12 50
Kennebunk	2,450	1,825	110	500	-	2,435	500 00	36	91	75	80	11	2	2	80 55	13 88
Kennebunkport	1,690	1,500	-	500	-	2,000	500 00	36	51	44	51	-	2	2	100 00	10 98
Kingfield	1,098	500	27	500	-	1,027	500 00	36	28	24	27	1	1	1	72 00	12 50
Kingman	750	250	-	500	-	750	500 00	36	16	13	14	2	1	1	83 33	-
Lewiston	9,491	-	320	500	-	820	500 00	37	277	241	263	14	2	2	105 50	15 89
Liberty	467	150	18	300	-	468	311 83	30	17	14	13	4	1	1	62 00	-
Limestone	1,750	1,300	-	500	-	1,800	500 00	36	32	30	32	-	1	1	88 89	13 20
Lisbon	2,320	3,000	127	500	-	3,627	500 00	36	82	80	76	6	2	2	111 11	12 33
Lubec	1,750	1,700	-	500	-	2,200	500 00	38	76	71	76	-	3	3	111 11	15 36
Machias	1,964	1,500	100	500	-	2,100	500 00	36	64	55	56	8	1	2	122 22	12 00

Madison	2,257	2,500	360	500	50	3,410	500 00	36	89	82	67	22	1	3,100 00	13 04
Mattawamkeag	612	250	30	334	--	614	408 00	36	21	14	17	4	--	1	17 00
Mechanic Falls	1,232	1,000	45	500	--	1,545	500 00	36	60	47	47	13	1	1 88 88	12 00
Mexico	1,628	1,100	180	500	--	1,780	500 00	36	47	44	40	7	1	2,100 00	12 69
Milbridge	1,332	900	--	500	--	1,400	500 00	36	40	38	39	1	1	1,100 00	12 00
Millinocket	2,245	1,700	--	500	--	2,200	500 00	36	39	27	39	--	1	3,138 88	14 00
Milo	2,216	1,800	481	500	--	2,781	500 00	36	74	55	59	15	1	3,100 00	12 50
Monroe	959	350	112	500	--	962	500 00	36	33	27	23	10	1	1 70 80	9 00
Moose River	585	200	166	360	--	726	390 00	36	10	8	3	7	1	65 00	--
Mt. Desert	1,970	1,600	15	500	--	2,115	500 00	36	24	22	23	1	1	1 80 00	13 00
Mt. Vernon	1,080	350	170	500	--	1,020	500 00	36	36	31	29	7	1	1 80 00	10 00
Newburg	450	450	--	500	--	450	300 00	30	20	16	20	--	1	60 00	--
New Gloucester	1,558	1,250	5	500	--	1,755	500 00	36	34	31	32	2	1	2 111 11	10 50
Newport	1,260	800	4	500	--	1,304	500 00	36	26	23	25	1	1	1,100 00	10 00
*New Portland	959	600	36	500	--	1,136	500 00	30	84	80	80	4	2	†2 52 00	2 00
New Sharon	1,590	750	162	500	--	1,412	500 00	36	42	32	35	7	1	2 88 88	10 00
Norridgewock	1,170	600	54	500	--	1,154	500 00	36	29	23	25	4	1	1 83 33	12 00
North Berwick	1,440	1,300	25	500	--	1,825	500 00	36	44	43	42	2	1	1,100 00	15 00
North Haven	720	250	--	480	--	730	480 00	36	22	20	22	--	1	80 00	--
Norway	3,000	2,250	209	500	--	2,959	500 00	36	100	95	88	12	2	2 95 00	15 00
Oakland	1,443	1,200	37	500	--	1,737	500 00	36	38	34	34	4	1	1 111 11	12 00
Old Orchard	1,100	850	9	500	--	1,359	500 00	36	14	12	13	1	--	2	15 27
Old Town	5,025	3,500	742	500	--	4,742	500 00	36	146	141	116	30	2	4 136 11	17 88
Orono	3,350	3,050	360	500	--	3,910	500 00	36	108	98	96	12	1	4 122 22	15 62
Oxford	1,432	850	136	500	--	1,486	500 00	36	44	38	36	8	1	1,100 00	11 00
*Paris	2,340	1,800	4	500	--	2,304	500 00	36	80	73	79	1	2	2 80 00	12 50
Pembroke	768	389	24	476	--	889	500 00	34	51	46	49	2	1	75 00	--
Phillips	1,890	1,200	108	500	--	1,808	500 00	36	46	42	42	4	1	2 94 00	14 44
Plymouth	480	165	3	310	--	478	320 00	32	27	17	20	7	1	60 00	--
Porter	938	400	54	458	--	912	500 00	36	20	15	11	9	1	1 68 29	9 00
*Portland	41,287	47,366	1,225	500	--	49,091	500 00	37	1,156	1,145	1,133	23	13	29 135 33	18 49
Presque Isle	4,830	3,000	203	500	1,366	5,069	500 00	36	121	100	111	10	1	6 133 33	15 62
Princeton	1,260	289	16	500	--	805	500 00	36	40	36	40	--	1	1,100 00	11 25
Rangeley	1,356	850	110	500	--	1,460	500 00	36	35	26	30	5	1	1,100 00	12 00
Reed Plantation	583	200	90	300	--	590	388 87	35	16	5	9	7	--	1	16 66
Richmond	1,163	750	75	500	--	1,325	500 00	36	55	48	50	5	1	1 80 00	12 00
Rockland	5,250	4,500	--	500	--	5,000	500 00	36	238	230	222	16	4	5 104 55	16 11
Rockport	1,060	800	--	500	--	1,300	500 00	36	29	26	29	--	1	1 77 78	10 00
Rumford	3,445	3,800	90	500	--	4,390	500 00	36	80	71	73	--	7	2 106 00	15 25
*Sanford	5,186	6,482	80	500	--	7,062	500 00	36	162	125	148	--	2	8 138 87	16 61
Sangerville	1,400	900	13	500	--	1,413	500 00	36	25	18	22	14	3	1 105 55	12 50
Scarboro	1,180	800	--	500	--	1,300	500 00	39	28	22	28	--	1	1 77 80	10 32

* Two schools.

† Part time.

Expenditures, Receipts and General Registration—Concluded.

TOWNS.	Total amount expended for instruction.	Amount provided by town.	Amount received from tuition.	Amount payable from State treasury during year July 1, 1910-11.	Amount from other sources.	Total amount of resources.	Amount of State aid payable for year ending July 1, 1911.	Whole number of weeks.	Total registration.	Average attendance.	Number of resident pupils.	Number of non-resident pupils.	Number of male teachers employed.	Number of female teachers employed.	Average wages of male teachers per month.	Average wages of female teachers per week.
Searsport	\$1,271	\$750	-	\$500	-	\$1,250	\$500 00	36	26	21	26	-	1	1	\$100 00	\$10 30
Shapleigh	708	100	-	468	\$200	768	472 22	34	18	12	16	-	1	1	83 33	-
Sherman	700	400	-	-	-	400	466 66	36	21	16	19	-	-	-	77 77	-
Skowhegan	3,600	3,500	\$284	500	900	5,184	500 00	36	112	103	103	9	2	3	130 55	13 66
Solon	1,110	600	106	500	-	1,206	500 00	36	34	31	29	5	1	1	83 33	10 00
Southport	540	250	-	360	-	610	360 00	36	22	16	22	-	-	1	-	15 00
South Portland	4,959	4,500	-	500	-	5,000	500 00	36	220	198	217	-	3	3	105 55	19 44
South Thomaston	537	200	-	360	-	560	358 00	35	27	20	27	-	1	1	60 00	15 50
Southwest Harbor	850	500	-	500	-	1,000	500 00	36	23	23	23	-	1	1	78 00	9 00
St. Agatha	750	250	-	500	-	750	500 00	40	34	31	22	12	-	3	-	6 25
St. Albans	450	150	-	300	-	450	300 00	30	45	35	45	-	1	2	-	15 00
St. George	1,271	1,182	-	500	-	1,682	500 00	36	43	37	43	-	1	1	75 00	11 00
Standish	1,200	750	-	500	-	1,250	500 00	36	29	21	27	2	1	1	88 89	11 11
Steuben	450	150	-	300	-	450	300 00	30	20	18	20	-	1	1	56 00	-
Stockton Springs	510	200	-	200	-	200	340 00	34	28	20	28	-	1	1	60 00	-
Stonington	1,350	1,000	-	500	-	1,500	500 00	36	40	34	40	-	2	2	100 00	-
Strong	887	400	7	500	-	907	500 00	37	19	16	18	-	1	1	66 66	7 32
Sullivan	1,184	750	156	500	-	1,406	500 00	36	56	47	42	14	1	1	80 00	13 33
Thomaston	2,050	1,600	42	500	-	2,142	500 00	36	72	67	70	2	1	2	111 11	14 58
Topsham	1,298	1,000	18	500	56	1,574	500 00	36	45	39	42	3	1	1	100 00	12 00
Troy	450	150	-	300	-	450	300 00	32	34	20	33	1	-	1	-	15 00
Union	540	400	-	400	-	800	360 00	30	27	21	26	-	1	1	72 00	-
Unity	958	300	-	500	212	1,012	500 00	36	21	12	21	-	1	1	77 77	8 00
Vanceboro	982	650	-	500	-	1,150	500 00	36	15	13	15	-	1	1	96 66	15 00
Vinalhaven	1,232	800	21	500	-	1,321	500 00	36	51	49	50	1	1	1	88 89	12 00
Waldoboro	1,080	850	-	500	-	1,350	500 00	36	55	51	55	-	2	1	80 00	10 00
Warren	1,113	600	-	500	150	1,250	500 00	36	38	32	38	-	1	1	81 85	10 46

II

Washburn.....	1,285	750	130	500	-	1,380	500 00	36	38	28	34	4	1	-	94 44	10 00
Washington.....	450	168	60	300	-	528	300 00	30	26	19	21	5	1	-	60 00	-
Waterboro.....	553	600	-	330	-	930	368 50	33	22	16	22	-	1	-	67 00	-
Waterville.....	8,305	7,613	131	500	23	8,267	500 00	36	196	182	184	12	4	5	122 00	14 50
Wayne.....	500	175	-	333	-	508	333 41	36	12	11	12	-	1	1	55 56	13 89
Webster.....	778	500	-	500	-	1,000	500 00	36	25	21	25	-	1	†	66 44	5 00
Weld.....	575	250	-	400	141	791	383 33	30	28	21	28	-	1	-	76 64	-
Wells.....	1,886	1,750	30	500	-	2,280	500 00	36	80	73	79	1	1	2	111 11	13 00
Westbrook.....	7,596	6,700	482	500	1,300	8,982	500 00	36	181	165	157	24	3	6	144 44	17 12
West Forks.....	500	166	45	300	-	511	333 33	36	5	4	3	2	1	-	55 55	-
Windham.....	1,450	1,000	89	500	-	1,589	500 00	36	53	44	45	8	1	1	100 00	12 50
Winslow.....	2,066	1,250	-	500	-	1,750	500 00	36	31	28	31	-	1	2	100 00	14 50
Winter Harbor.....	1,044	500	62	300	-	862	500 00	36	26	16	22	4	1	1	80 00	9 00
Winterport.....	1,146	600	10	500	-	1,110	500 00	36	45	36	45	-	1	1	88 89	10 00
Winthrop.....	1,600	1,000	43	500	-	1,543	500 00	36	40	35	37	3	1	1	122 22	13 89
Woodstock.....	1,044	500	24	500	-	1,024	500 00	36	24	16	22	2	1	1	80 00	9 00
Yarmouth.....	2,050	1,500	207	500	-	2,207	500 00	36	69	59	61	8	1	2	127 77	12 50
York.....	2,742	1,500	-	500	1,062	3,062	500 00	36	66	59	66	-	1	3	129 00	14 15
Total.....	\$374,783	\$305,738	\$19,852	\$81,104	\$7,418	\$414,112	\$82,977 41	6,304	11,759	10,446	10,757	1,002	223	342	\$93 20	\$12 75

† Part time.

TABLE No. XI.
SECONDARY SCHOOL STATISTICS.

Showing Enrollment by Classes and Courses in Free High Schools for the Year Ending July 1, 1911.

Towns.	FIRST YEAR.		SECOND YEAR.		THIRD YEAR.		FOURTH YEAR.		SPECIAL CLASSES.		TOTAL ENROLLMENT.		ENGLISH COURSE.		COLLEGE PREPARATORY.		COMMERICAL.		Household Arts.
	Boys.	Girls.	Boys.	Girls.	Boys.	Girls.	Boys.	Girls.	Boys.	Girls.	Boys.	Girls.	Boys.	Girls.	Boys.	Girls.	Boys.	Girls.	
Abbot.....	5	4	-	-	3	6	-	-	-	-	8	10	3	7	5	3	-	-	-
Albion.....	-	14	1	5	5	1	4	1	-	-	15	21	10	15	9	6	-	-	-
Alfred.....	-	-	8	10	5	8	-	-	-	-	13	18	1	1	12	17	-	-	-
Andover.....	7	6	1	-	1	2	3	5	-	-	12	13	4	2	8	11	-	-	-
Ashland.....	4	9	3	4	4	5	-	1	-	-	11	19	7	9	4	10	-	-	-
Auburn.....	72	72	48	47	29	31	30	37	-	-	179	187	33	12	75	79	71	96	-
Augusta.....	54	60	34	52	13	18	18	16	-	-	122	151	47	34	37	46	38	71	-
Bangor.....	96	124	50	92	62	67	40	77	3	5	255	377	19	46	171	170	75	161	-
Baring.....	3	2	4	3	1	1	-	2	-	17	8	8	8	-	-	-	-	-	-
Bath.....	32	47	39	59	15	41	16	36	-	-	102	183	38	70	37	60	27	53	-
Belfast.....	24	21	10	8	5	3	6	7	-	-	45	49	16	18	29	31	-	-	-
Belgrade.....	6	3	2	5	3	3	1	4	-	-	12	15	3	5	9	10	-	-	-
Berwick.....	15	11	6	14	2	5	2	10	-	-	25	40	23	24	2	16	-	-	-
Biddeford.....	30	18	23	25	8	21	19	15	-	-	80	79	48	41	32	38	-	-	-
Bingham.....	1	2	3	5	2	5	-	8	-	-	14	17	7	5	7	12	-	-	-
*Boothbay.....	3	8	4	14	-	-	-	5	-	-	7	22	3	11	4	11	-	-	-
Boothbay Harbor.....	8	7	9	11	3	6	1	8	-	-	21	32	10	12	11	20	-	-	-
Bowdoinham.....	8	3	4	6	-	-	-	3	-	-	19	21	10	12	9	9	-	-	-
Bradford.....	12	12	-	-	-	7	-	5	-	-	12	12	7	3	5	9	-	-	-

Brewer	15	25	9	20	14	20	2	13	-	2	40	80	11	27	17	22	12	31	-
Bridgton	6	15	6	9	6	12	6	10	-	1	24	47	13	24	11	23	-	-	-
Bristol	10	6	6	11	3	4	2	2	-	-	21	23	17	21	4	2	-	-	-
Brooklin	5	2	5	6	4	1	4	4	-	-	18	13	9	8	9	5	-	-	-
Brooks	5	4	3	4	1	1	1	2	-	-	9	11	2	6	7	5	-	-	-
Brownfield	4	9	-	2	1	-	-	3	-	-	5	14	5	14	-	-	-	-	-
*Brownville	19	3	5	8	4	4	-	6	-	-	28	21	8	8	20	13	-	-	-
Brunswick	20	34	21	13	9	10	10	7	5	1	65	65	65	65	-	-	-	-	-
Buckfield	19	4	5	4	3	7	6	6	-	-	33	21	32	14	1	7	-	-	-
Buxton	4	5	4	5	6	8	1	3	-	-	15	24	11	17	4	7	-	-	-
Calais, Red Beach	4	4	4	4	1	2	3	3	-	-	12	16	7	10	5	6	-	-	-
Camden	16	20	15	11	9	10	12	12	-	-	52	53	21	9	18	28	13	16	-
Canaan	2	7	-	2	-	-	-	-	-	-	2	9	2	2	-	7	-	-	-
Canton	10	8	-	2	2	1	-	-	-	-	12	9	9	5	3	4	-	-	-
Cape Elizabeth	4	2	2	3	2	6	-	4	-	1	13	11	10	4	3	7	-	-	-
Caratunk	-	1	2	1	1	1	5	-	-	-	3	7	3	7	-	-	-	-	-
Carthage	8	4	6	4	-	-	-	-	3	2	17	10	17	10	-	-	-	-	-
Caribou	21	23	14	30	3	17	9	16	-	-	47	86	22	46	25	40	-	-	-
Castine	3	4	9	9	4	2	1	2	-	-	17	17	5	2	12	15	-	-	-
Clinton	5	3	4	4	1	4	-	1	-	-	13	7	3	7	4	6	-	-	-
Columbia Falls	3	2	4	5	1	5	1	4	-	-	9	13	3	2	6	11	-	-	-
Cornish	7	11	5	6	4	5	2	1	-	-	18	26	9	6	9	20	-	-	-
Cumberland	-	8	3	12	1	3	-	2	-	-	4	23	4	23	-	-	-	-	-
Danforth	6	18	7	8	3	9	3	7	-	-	19	42	14	17	5	25	-	-	-
Deer Isle	8	8	6	4	6	6	1	6	-	-	21	24	13	11	8	13	-	-	-
Denmark	1	3	2	2	3	2	-	-	-	-	6	7	-	-	6	7	-	-	-
Dennysville	5	6	3	6	5	3	-	-	-	-	13	15	13	15	-	-	-	-	-
Dexter	11	23	13	19	18	7	11	7	-	-	53	56	27	33	26	23	-	-	-
Dixfield	2	8	2	2	5	5	-	-	-	-	6	15	1	6	5	9	-	-	-
East Livermore	11	15	6	12	5	5	10	15	1	-	33	47	22	28	11	19	-	-	-
East Millinocket	3	5	3	3	-	-	-	-	-	-	6	8	3	3	3	5	-	-	-
Easton	2	5	4	10	3	2	1	4	-	-	10	21	3	7	4	4	3	10	-
Eastport	17	21	5	18	8	12	7	14	-	-	37	65	19	27	18	38	-	-	-
Eden	18	17	19	18	22	24	9	12	-	-	68	71	12	5	34	35	22	31	-
Eliot	10	7	5	9	4	5	1	2	-	-	20	23	20	23	-	-	-	-	-
Ellsworth	13	12	7	8	6	9	4	9	8	2	38	40	21	15	17	25	-	-	-
Eustis	4	4	3	4	-	3	-	-	-	-	7	11	5	9	-	2	-	2	-
Exeter	7	10	4	3	2	3	3	1	-	-	16	17	16	17	-	-	-	-	-
Fairfield	18	19	6	9	10	9	-	-	1	2	35	39	11	1	13	18	11	20	-
Farmington	9	21	9	25	12	24	34	25	-	-	64	95	40	56	24	39	-	-	-
Flagstaff	2	3	-	-	-	3	1	2	-	-	3	8	-	-	-	-	-	-	-
Fort Fairfield	8	20	9	16	2	13	2	5	-	-	21	54	5	8	7	33	3	8	-
Frankfort	2	4	3	5	1	3	2	3	-	-	8	15	2	1	6	14	-	-	-

* Two schools.

Showing Enrollment by Classes and Courses—Continued.

TOWNS.	FIRST YEAR.		SECOND YEAR.		THIRD YEAR.		FOURTH YEAR.		SPECIAL CLASSES.		TOTAL ENROLLMENT.		ENGLISH COURSE.		COLLEGE PREPARATORY.		COMMER-CIAL.		Household Arts.
	Boys.	Girls.	Boys.	Girls.	Boys.	Girls.	Boys.	Girls.	Boys.	Girls.	Boys.	Girls.	Boys.	Girls.	Boys.	Girls.	Boys.	Girls.	
Franklin	6	10	3	8	2	12	2	10	-	-	13	40	8	27	5	13	-	-	-
Freeport	10	17	6	10	6	11	5	5	-	-	27	43	16	19	11	24	-	-	-
Gardiner	23	31	18	35	3	19	11	13	-	-	55	98	20	35	49	-	-	14	-
Garland	-	4	3	2	2	1	1	1	-	-	7	8	7	8	-	-	-	-	-
Gorham	20	19	8	8	6	11	5	9	-	-	39	47	18	17	21	30	-	-	-
Greenville	9	4	3	5	5	5	2	2	-	-	19	18	16	17	3	1	-	-	-
Guilford	3	13	10	5	3	3	3	13	-	1	19	35	15	21	4	14	-	-	-
Hallowell	5	6	10	12	3	10	3	3	-	-	25	35	16	11	9	24	-	-	-
Harmony	9	9	4	1	-	1	-	-	-	-	13	11	8	11	5	-	-	-	-
Hartland	5	2	6	7	4	9	-	5	-	-	15	24	13	11	2	13	-	-	-
Hollis	3	2	2	3	3	7	3	9	-	-	15	20	12	16	2	4	-	-	-
Houlton	22	20	10	7	17	13	6	10	-	-	55	54	15	20	40	34	-	-	-
Island Falls	2	15	3	9	1	5	2	2	-	-	14	29	4	9	10	20	-	-	-
Islesboro	5	3	3	4	9	5	6	3	-	-	13	26	5	17	8	9	-	-	-
Jackson	-	-	2	4	4	7	-	3	-	-	3	7	3	4	-	3	-	-	-
Jay	7	6	2	2	4	4	3	2	-	-	21	14	15	4	6	10	-	-	-
Jonesboro	9	4	7	9	8	12	1	9	-	-	24	25	23	24	1	1	-	-	-
Jonesport	6	9	15	14	3	10	5	5	-	-	34	31	28	16	6	15	-	-	-
Kennebunk	14	13	10	16	15	11	7	4	1	-	47	44	31	25	16	19	-	-	-
Kennebunkport	10	11	5	10	6	2	3	3	-	-	24	27	14	12	10	15	-	-	-
Kingfield	5	6	5	4	-	-	1	3	-	-	15	13	8	7	7	12	-	-	-
Kingman	4	4	2	6	-	-	-	-	-	-	6	10	1	4	5	6	-	-	-
Lewiston	50	57	41	39	20	26	17	27	-	-	128	149	21	25	80	76	27	48	40
Liberty	-	2	2	5	2	6	-	-	-	-	4	13	4	13	-	-	-	-	-
Limestone	5	7	3	-	4	8	3	2	-	-	15	17	3	5	12	12	-	-	-
Lisbon	14	17	5	15	10	5	9	7	-	-	38	44	12	7	15	14	11	23	-

Lubec	11	23	12	8	9	6	1	6	-	-	33	43	17	17	21	5	5	-
Machias	14	11	10	16	1	3	1	8	-	-	26	38	19	12	7	26	-	-
Madison	14	20	10	14	4	14	3	10	-	-	31	58	11	21	9	24	11	13
Mattawamkeag	2	8	4	4	-	3	1	3	-	-	7	14	4	13	3	-	-	-
Mechanic Falls	16	13	2	10	6	3	4	6	-	-	28	32	11	13	17	19	-	-
Mexico	10	15	6	-	2	5	3	6	-	-	21	26	11	17	10	9	-	-
Milbridge	5	9	5	5	2	4	6	4	-	-	18	22	15	7	3	15	-	-
Millinocket	9	13	7	8	-	-	1	1	-	-	17	22	11	8	5	3	1	11
Milo	7	6	6	10	7	16	11	11	-	-	31	43	11	20	8	4	12	19
Monroe	1	5	4	4	3	5	5	6	-	-	13	20	13	20	-	-	-	-
Moose River	-	-	4	4	-	2	-	-	-	-	4	6	4	6	-	-	-	-
Mt. Desert	2	3	2	3	5	5	1	3	-	-	10	14	-	7	8	14	2	-
Mt. Vernon	5	5	-	7	11	5	3	-	-	-	17	19	7	10	19	-	-	-
Newburg	4	7	5	4	-	-	-	-	-	-	9	11	9	11	-	-	-	-
New Gloucester	4	7	3	7	1	4	2	6	-	-	10	24	10	18	-	6	-	-
Newport	4	7	6	5	2	-	2	2	-	-	12	14	2	-	10	14	-	-
*New Portland	11	16	7	13	5	11	12	9	-	-	35	49	18	31	17	18	-	-
New Sharon	7	2	5	3	6	3	3	11	-	-	18	24	14	10	4	14	-	-
Norridgewock	3	10	1	3	1	3	4	4	-	-	9	20	8	13	1	7	-	-
North Berwick	8	11	1	8	2	6	2	6	-	-	13	31	11	24	2	7	-	-
North Haven	8	3	-	5	5	6	-	-	-	-	13	9	4	4	9	5	-	-
Norway	11	18	7	14	14	16	6	14	-	-	38	62	23	18	17	42	14	21
Oakland	10	7	5	6	1	4	2	3	-	-	18	20	8	5	10	15	-	-
Old Orchard	1	4	2	4	2	-	1	1	-	-	5	9	2	4	3	5	-	-
Old Town	20	28	14	22	12	20	11	13	3	3	60	86	18	17	27	34	15	35
Orono	18	19	13	17	8	15	8	9	1	-	48	60	13	18	24	18	11	24
Oxford	10	8	9	10	-	-	3	4	-	-	22	22	11	6	11	16	-	-
*Paris	17	14	15	13	-	8	5	8	-	-	37	43	14	14	23	29	-	-
Pembroke	11	10	9	7	-	1	3	8	1	1	24	27	22	20	2	7	-	-
Phillips	8	8	3	7	5	9	1	5	-	-	17	29	12	18	2	11	-	-
Plymouth	8	11	3	2	1	2	-	-	-	-	12	15	12	15	-	-	-	-
Porter	3	3	5	-	-	-	7	-	-	-	8	8	3	1	5	-	-	-
*Portland	204	219	151	155	110	127	73	113	1	3	539	617	178	308	261	174	100	135
Presque Isle	14	26	16	24	10	14	6	11	-	-	46	75	12	17	20	22	14	36
Princeton	9	11	3	4	1	6	-	4	-	-	13	27	8	20	5	7	-	-
Rangety	6	8	5	8	-	3	-	4	-	-	12	23	4	9	8	14	-	-
Reed Plantation	4	12	-	-	1	-	-	-	-	-	4	12	4	12	-	-	-	-
Richmond	5	-	9	-	3	13	2	6	-	-	15	40	17	20	8	20	-	-
Rockland	35	42	20	37	23	32	14	35	-	-	92	146	34	69	28	45	30	32
Rockport	2	2	7	7	2	4	4	4	-	-	14	15	5	6	9	9	-	-
Rumford	17	17	12	13	6	6	4	5	-	-	39	41	14	18	20	17	5	6

* Two schools.

Showing Enrollment by Classes and Courses—Concluded.

Towns.	FIRST YEAR.		SECOND YEAR.		THIRD YEAR.		FOURTH YEAR.		SPECIAL CLASSES.		TOTAL ENROLLMENT.		ENGLISH COURSE.		COLLEGE PREPARATORY.		COMMER- CIAL.		Household Arts.
	Boys.	Girls.	Boys.	Girls.	Boys.	Girls.	Boys.	Girls.	Boys.	Girls.	Boys.	Girls.	Boys.	Girls.	Boys.	Girls.	Boys.	Girls.	
*Sanford	32	28	17	22	13	19	7	24	-	-	69	93	31	34	21	37	17	22	-
Sangerville	4	4	5	3	3	6	-	-	-	-	12	13	9	2	3	11	-	-	-
Scarboro	8	4	3	6	2	2	-	3	-	-	13	15	3	-	10	15	-	-	-
Searsport	9	1	2	6	1	5	-	2	-	-	12	14	6	4	6	10	-	-	-
Shapleigh	3	4	-	4	4	3	-	-	-	-	7	11	7	11	-	-	-	-	-
Sherman	7	12	-	2	-	-	-	-	-	-	7	14	7	9	-	5	-	-	-
Skowhegan	15	15	16	17	11	14	10	14	-	-	52	60	27	19	13	25	12	16	-
Solon	1	2	5	6	3	8	2	7	-	-	11	23	3	7	8	16	-	-	-
Southport	5	8	7	2	-	-	-	-	-	-	12	10	12	10	-	-	-	-	-
South Portland	23	16	25	17	33	35	32	39	-	-	113	107	93	97	20	10	-	-	-
South Thomaston	10	13	-	4	-	-	-	-	-	-	10	17	10	15	-	2	-	-	-
Southwest Harbor	9	5	-	-	3	6	-	-	-	-	12	11	12	11	-	-	-	-	-
St. Agatha	8	8	-	6	-	4	2	6	-	-	10	24	10	24	-	-	-	-	-
St. Albans	18	27	-	-	-	-	-	-	-	-	18	27	14	19	4	8	-	-	-
St. George	12	14	6	2	1	5	3	-	-	-	22	21	19	4	3	17	-	-	-
Standish	9	3	3	5	3	3	2	1	-	-	17	12	10	11	7	1	-	-	-
Steuben	4	7	-	-	1	8	-	-	-	-	5	15	4	7	1	8	-	-	-
Stockton Springs	5	6	4	7	2	4	-	-	-	-	11	17	9	16	2	1	-	-	-
Stonington	7	16	2	4	-	4	-	7	-	-	9	31	6	18	3	13	-	-	-
Strong	5	2	6	3	1	2	-	-	-	-	12	7	7	2	5	5	-	-	-
Sullivan	6	9	4	8	6	3	4	3	9	4	29	27	19	16	10	11	-	-	-
Thomaston	15	9	9	17	3	6	7	6	6	-	34	38	16	18	13	20	-	-	-
Topsham	6	8	4	6	3	8	6	4	-	-	19	26	16	18	3	8	-	-	-
Troy	8	7	6	2	1	7	1	2	-	-	16	18	16	18	-	-	-	-	-
Union	9	9	1	8	-	-	-	-	-	-	10	17	5	12	5	5	-	-	-
Unity	3	6	5	4	1	2	-	2	-	-	9	12	7	2	2	10	-	-	-
Vanceboro	3	3	2	3	-	2	-	2	-	-	5	10	-	-	5	10	-	-	-
Vinalhaven	9	8	8	4	4	3	1	10	-	-	22	29	11	4	11	25	-	-	-
Waldoboro	10	13	4	12	6	6	-	8	-	-	20	35	17	30	3	9	-	-	-

Warren	7	7	5	4	5	6	3	1	-	-	20	18	10	10	11	-	-	-	-
Washburn	7	6	1	6	-	7	-	2	-	-	17	21	16	14	7	-	-	-	-
Washington	13	8	4	5	-	-	-	-	-	-	17	9	17	9	-	-	-	-	-
Waterboro	-	-	5	5	2	6	2	2	-	-	9	13	9	13	-	-	-	-	-
Waterville	30	25	47	35	10	18	8	23	-	-	95	101	-	-	59	70	36	31	-
Wayne	4	4	3	1	-	-	-	-	-	-	7	5	-	-	7	5	-	-	-
Webster	1	-	3	3	3	4	7	6	-	-	14	11	7	8	7	3	-	-	-
Weld	-	-	4	8	4	8	2	2	-	-	10	18	10	18	-	-	-	-	-
Wells	15	14	6	12	10	12	6	6	-	-	37	43	31	43	6	-	-	-	-
Westbrook	45	36	23	16	14	23	7	16	-	1	89	92	-	-	-	-	-	-	-
West Forks	-	-	2	2	-	-	-	1	-	-	2	3	2	3	-	-	-	-	-
Windham	16	9	2	4	6	8	4	4	-	-	28	25	23	15	5	10	-	-	-
Winslow	5	5	4	7	3	3	-	4	-	-	12	19	2	5	6	11	4	3	-
Winter Harbor	6	9	4	7	-	-	-	-	-	-	10	16	8	12	2	4	-	-	-
Winterport	10	6	4	7	4	4	3	2	-	3	21	24	10	13	11	11	-	-	-
Winthrop	7	3	8	7	5	4	3	3	-	-	23	17	7	5	16	12	-	-	-
Woodstock	-	4	6	9	3	-	2	-	-	-	11	13	9	8	2	5	-	-	-
Yarmouth	11	17	5	9	6	11	3	7	-	-	25	44	11	26	14	18	-	-	-
York	8	10	10	11	7	8	5	7	-	-	30	36	21	15	9	21	-	-	-
Total	1,990	2,264	1,381	1,783	956	1,377	745	1,174	45	48	5,116	6,643	2,385	2,865	2,064	2,702	613	1,006	40

* Two schools.

TABLE No. XII.
SECONDARY SCHOOL STATISTICS.

**Showing Amounts Expended by Towns Contracting with Academies and Attendance of Resident Pupils
for the Year Ending July 1, 1911.**

TOWNS.	NAME OF ACADEMY WITH WHICH CONTRACT IS MADE.	Amount expended by town.	Amount provided by town.	Amount payable from State treasury during year July 1, 1910-11.	Amount from other sources.	Total amount of resources.	Whole Number of Resident Pupils.		Average attendance resident pupils.	Enrollment Resi- dent Pupils.				Amount of State aid payable for year ending July 1, 1911.
							Boys.	Girls.		First year.	Second year.	Third year.	Fourth year.	
Anson	Anson Academy	\$750	\$500	\$500	-	\$1,000	9	14	17	6	7	7	3	\$500 00
Athens	Somerset Academy	750	250	500	-	750	5	7	9	-	3	8	1	500 00
Bluehill	Bluehill-George Stevens Academy	600	200	400	-	600	20	24	37	16	15	6	7	400 00
Bridgewater	Bridgewater Classical Academy	929	500	500	-	1,000	13	31	40	19	12	11	7	500 00
Bucksport	East Maine Conference Seminary	2,000	1,400	500	-	1,900	25	41	61	22	17	16	11	500 00
Calais	Calais Academy	3,540	2,900	500	-	3,400	53	89	135	54	37	22	29	500 00
Cherryfield	Cherryfield Academy	1,100	850	250	-	1,100	21	26	42	16	13	9	9	500 00
China	Erskine Academy	750	250	500	-	750	9	13	17	11	4	5	2	500 00
Corinna	Corinna Union Academy	1,298	1,150	500	-	1,650	11	22	32	6	18	2	7	500 00
Corinth	East Corinth Academy	900	900	500	-	1,400	15	18	30	9	7	6	11	500 00
East Machias	Washington Academy	750	250	500	-	750	17	26	41	14	11	8	10	500 00
Foxcroft	Foxcroft Academy	1,500	1,000	500	-	1,500	23	30	50	15	10	7	18	500 00
Freedom	Freedom Academy	500	250	333	-	583	4	9	12	2	4	3	3	333 33
Hampden	Hampden Academy	1,250	750	500	-	1,250	25	33	54	13	19	13	8	500 00
Kittery	Traip Academy	2,000	2,000	800	-	2,500	32	37	64	27	17	14	11	500 00
Limington	Limington Academy	750	350	500	-	850	14	17	31	10	6	13	2	500 00
Limerick	Limerick Academy	500	500	500	-	1,000	10	16	21	5	11	10	-	333 33

Lincoln	Mattanawcook Academy	1,350	850	500	-	1,350	22	39	50	16	16	15	14	500	00
Litchfield	Litchfield Academy	355	200	363	-	563	12	11	19	7	9	6	1	236	66
Mars Hill	Aroostook Central Institute	1,143	750	500	-	1,250	21	21	34	13	13	12	4	500	00
Monmouth	Monmouth Academy	1,000	500	500	-	1,000	15	28	37	18	8	7	10	500	00
Monson	Monson Academy	1,300	800	500	-	1,300	15	19	31	10	12	6	6	500	00
Parsonsfield	Parsonsfield Seminary	500	850	500	\$456	1,806	11	18	27	4	4	7	14	333	33
Patten	Patten Academy	1,300	1,300	500	-	1,800	36	43	75	23	18	20	18	500	00
Pittsfield	Maine Central Institute	1,910	1,100	250	34	1,384	25	39	61	26	11	18	9	500	00
Saco	Thornton Academy	2,460	2,500	500	-	3,000	62	62	119	42	30	34	18	500	00
South Berwick	Berwick Academy	1,899	1,800	500	-	2,300	40	43	75	30	18	14	21	500	00
Springfield	Springfield Normal School	916	450	466	-	916	9	7	13	6	2	2	6	500	00
Turner	Leavitt Institute	1,000	1,000	500	-	1,500	25	18	35	21	6	9	7	500	00
Vassalboro	Oak Grove Seminary	767	266	500	-	766	20	16	33	17	10	6	3	500	00
Wilton	Wilton Academy	2,200	1,700	750	-	2,450	27	27	51	16	13	13	12	500	00
Wiscasset	Wiscasset Academy	1,250	600	500	-	1,100	15	32	43	13	10	13	11	500	00
Total		\$39,217	\$28,666	\$15,312	\$490	\$44,468	666	876	1,396	516	391	342	293	\$15,136	65

TABLE No. XIII.
SECONDARY SCHOOL STATISTICS.
 Showing General Statistics of Academies for the Year Ending July 1, 1911.

NAMES.	LOCATION.	Date of incorporation.	Date of establishment.	Number of weeks.	Total registration.	Total average attendance.	Average attendance English Course.	Average attendance College Preparatory Course.	Average attendance Teachers' Training Course.	Number pursuing secondary school studies.	Average number pursuing secondary school studies.	Number resident pupils pursuing secondary school studies.	Number non-resident pupils pursuing secondary school studies.	Number of male teachers employed.	Number of female teachers employed.	Average wages of male teachers per month.	Average wages of female teachers per week.
Anson Academy	Anson	1823	1823	36	33	25	20	8	-	33	29	24	9	1	2	\$94 44	\$12 00
Aroostook Central Institute	Mars Hill	1906	1906	36	82	61	14	10	-	82	65	44	38	3	3	111 11	12 79
Berwick Academy	South Berwick	1791	1791	37	95	92	52	12	-	95	92	82	13	2	2	108 33	15 54
Bluehill-George Stevens Academy	Bluehill	-	1898	36	58	51	32	19	-	58	51	44	14	1	2	88 88	13 50
Bridge Academy	Dresden	1891	1891	36	37	32	12	20	-	37	32	25	12	1	1	127 77	12 50
Bridgewater Classical Academy	Bridgewater	1906	1901	36	50	38	18	13	9	50	38	47	3	1	1	77 77	10 00
Bridgton Academy	Bridgton	1808	1808	36	84	77	28	49	14	75	71	9	66	2	4	83 33	11 79
Calais Academy	Calais	1850	1850	36	151	144	45	77	-	151	144	142	9	1	4	133 33	16 25
Cherryfield Academy	Cherryfield	1829	-	36	64	59	22	36	-	64	59	48	16	1	2	111 11	9 05
Coburn Classical Institute	Waterville	1842	1829	36	191	177	-	170	-	191	177	74	117	3	8	140 74	11 50
Corinna Union Academy	Corinna	1852	1851	36	44	39	22	20	-	44	39	35	9	1	2	100 00	13 19
East Corinth Academy	Corinth	1840	1843	36	43	39	30	12	-	43	40	33	10	1	1	77 77	11 11
East Maine Conference Seminary	Bucksport	1848	1848	37	142	130	38	45	-	142	130	59	83	5	5	78 88	10 54
Erskine Academy	China	1883	1891	36	27	23	-	-	-	27	23	18	9	1	1	75 55	13 33
Foxcroft Academy	Foxcroft	1823	1822	36	156	135	85	50	-	156	135	54	102	2	4	111 11	12 56
Freedom Academy	Freedom	1836	1836	36	37	34	37	7	3	35	35	11	24	1	2	105 55	10 76
Fryeburg Academy	Fryeburg	1792	1792	37	134	120	48	72	-	134	120	46	88	4	5	77 77	12 61

Gould's Academy	Bethel	1836	1836	36	111	103	15	56	32	111	103	59	52	2	3	116	66	13	65	
Hampden Academy	Hampden	1803	1800	36	76	65	38	18	12	76	65	61	15	1	3	111	11	13	11	
Hebron Academy	Hebron	1804	-	38	256	222	38	175	-	256	248	35	221	7	7	144	44	17	10	
Higgins Classical Institute	Charleston	1891	1837	36	113	90	70	34	-	107	85	32	75	4	4	81	94	15	50	
Lee Normal Academy	Lee	1845	1845	36	80	56	24	4	16	54	44	32	22	1	3	111	11	12	38	
Limerick Academy	Limerick	1808	1808	36	26	17	8	13	-	26	21	26	-	1	1	77	77	12	50	
Limington Academy	Limington	1848	1848	36	34	30	17	15	-	34	34	31	3	1	1	94	44	11	11	
Lincoln Academy	Newcastle	1801	1805	38	121	110	59	39	12	121	110	30	91	1	5	111	11	13	55	
Leavitt Institute	Turner	1901	1897	37	69	66	35	26	-	69	66	46	23	2	2	111	11	13	88	
Litchfield Academy	Litchfield	1845	1839	36	37	34	30	7	-	37	37	23	14	1	1	144	44	12	50	
Maine Central Institute	Pittsfield	1866	1866	37	225	200	58	100	24	215	190	74	141	3	3	114	81	14	36	
Maine Wesleyan Seminary	Readfield	1821	1821	38	204	167	30	130	-	180	160	27	153	6	6	107	14	14	91	
Mattanawcook Academy	Lincoln	1847	1847	36	78	65	35	14	16	78	65	59	19	1	2	100	00	12	50	
Monmouth Academy	Monmouth	1809	1803	36	67	56	41	15	-	67	56	43	24	1	2	111	11	12	93	
Monson Academy	Monson	1847	-	36	40	34	5	29	-	40	34	36	4	1	1	122	22	15	00	
North Yarmouth Academy	Yarmouth	1814	1814	37	67	62	43	19	-	67	62	39	59	2	2	122	55	8	17	
Oak Grove Seminary	Vassalboro	1854	1849	38	97	96	47	33	-	83	83	37	46	3	3	88	88	14	26	
Parsonsfield Seminary	Parsonsfield	1833	1832	36	51	44	30	4	11	51	47	32	19	1	1	155	55	12	11	
Patten Academy	Patten	1847	1847	36	99	85	17	53	-	99	85	82	17	2	2	95	55	11	75	
Pennell Institute	Gray	-	1886	35	44	40	16	18	-	44	40	39	5	1	1	122	22	12	14	
Ricker Classical Institute	Houlton	1847	1848	38	160	137	30	65	18	145	130	22	123	3	3	85	18	12	71	
St. Joseph's Academy	Portland	1890	1882	36	89	89	21	32	12	53	53	17	36	-	-	-	-	-	-	
Somerset Academy	Athens	1846	1846	36	22	18	15	3	-	22	18	12	10	1	1	88	88	12	00	
Springfield Normal School	Springfield	1901	1885	36	45	30	-	4	26	43	30	20	23	1	4	73	22	12	38	
Thornton Academy	Saco	1811	1813	37	150	147	84	61	-	150	146	124	26	6	6	123	33	15	27	
Traip Academy	Kittery	1900	1905	38	71	68	39	14	-	71	68	69	2	1	1	111	11	12	71	
Washington Academy	East Machias	1792	-	38	57	53	33	20	-	57	53	43	14	2	2	116	66	13	15	
Wilton Academy	Wilton	1866	1867	36	86	79	41	40	-	86	79	53	33	2	2	119	53	13	00	
Wiscasset Academy	Wiscasset	1899	1899	36	54	50	43	11	-	54	50	48	6	1	1	88	88	8	75	
Total					1,676	4,055	3,589	1,465	1,672	205	3,913	3,542	2,015	1,898	89	147	\$105	63	\$12	72

TABLE No. XIV.
SECONDARY SCHOOL STATISTICS.

Showing Permanent Assets, Current Income and Expenditures of Academies for the Year Ending
July 1, 1911.

NAMES.	ASSETS—PERMANENT.				INCOME—CURRENT.							Total.
	Endowment.	Grounds and buildings.	Other property.	Total.	Invested funds.	Town appropriation.	State appropriation.	Tuition.	Fees.	Gifts.	Other sources.	
Anson Academy	\$4,500	\$2,500	-	\$7,000	\$158	\$750	\$750	\$146	-	-	\$232	\$2,036
Aroostook Central Institute	-	30,000	\$9	30,009	-	1,181	300	1,050	-	-	1,323	3,854
Berwick Academy	40,516	75,000	-	115,516	2,013	2,820	-	456	-	-	6,056	11,345
Bluehill-George Stevens Academy	14,000	5,500	150	19,650	750	600	500	110	-	-	2,060	4,020
Bridge Academy	60,000	15,000	-	75,000	2,971	-	-	-	-	-	269	3,240
Bridgewater Classical Academy	-	10,000	350	10,350	-	3,929	500	56	-	-	-	4,485
Bridgton Academy	15,800	23,000	8,000	46,800	870	-	750	1,800	-	\$250	938	4,608
Calais Academy	4,077	12,000	5,000	21,077	144	3,925	750	250	-	-	-	5,069
Cherryfield Academy	3,000	10,000	284	13,284	120	1,100	500	173	-	-	-	2,640
Coburn Classical Institute	36,175	65,000	5,000	106,175	1,550	-	-	5,038	\$1,499	4,500	1,875	14,462
Corinna Union Academy	500	2,500	2,008	5,008	48	-	219	500	1,462	-	-	2,399
East Corinth Academy	5,000	4,000	-	9,000	175	900	750	750	-	-	170	1,825
East Maine Conference Seminary	46,167	23,500	4,104	73,771	1,917	-	500	4,622	-	530	517	8,086
Erskine Academy	8,000	4,000	500	12,500	300	750	500	100	-	-	-	1,650
Foxcroft Academy	-	20,000	1,000	21,000	-	1,500	-	2,650	-	-	-	4,210
Freedom Academy	-	3,500	500	4,000	-	500	1,000	796	-	-	-	2,296
Fryeburg Academy	-	13,400	1,100	14,500	121	1,270	1,250	2,500	474	561	1,200	7,376

Gould's Academy	1,000	21,000	4,000	26,000	79	-	1,000	3,043	-	335	-	4,457
Hampden Academy	10,800	5,000	600	16,400	548	1,250	1,000	215	-	-	-	3,013
Hebron Academy	212,660	216,742	15,394	444,796	9,757	-	-	6,497	-	-	34,300	50,554
Higgins Classical Institute	13,000	125,000	-	138,000	550	-	750	2,438	-	10	760	4,508
Lee Normal Academy	-	3,500	3,200	6,700	-	-	1,500	1,061	-	-	-	2,561
Limerick Academy	-	3,500	-	3,500	50	667	-	-	-	-	1,192	1,909
Limington Academy	-	3,000	900	3,900	-	750	500	-	-	15	115	1,380
Lincoln Academy	12,000	7,500	1,200	20,700	713	-	-	3,306	-	-	586	4,605
Leavitt Institute	7,200	2,000	500	9,700	2,800	1,200	500	200	-	-	-	4,700
Litchfield Academy	203	2,000	1,100	3,303	-	-	500	522	-	270	8	1,300
Maine Central Institute	19,025	48,000	800	67,825	936	1,910	1,000	2,663	704	-	765	7,978
Maine Wesleyan Seminary	186,215	116,400	41,926	344,541	9,440	-	-	7,158	1,085	5,365	200	23,248
Mattanawcook Academy	2,200	2,000	-	4,200	132	1,533	-	154	-	-	323	2,142
Monmouth Academy	3,200	3,000	500	6,700	104	900	500	192	-	-	-	1,696
Monson Academy	-	3,000	500	3,500	157	850	500	-	-	-	500	2,007
North Yarmouth Academy	12,000	14,000	2,500	28,500	675	-	-	1,748	1,185	-	693	4,301
Oak Grove Seminary	18,000	33,750	6,250	58,000	910	850	750	1,646	-	1,200	9,520	14,876
Parsonfield Seminary	200,000	44,903	8,392	253,295	3,174	500	750	310	23	-	330	5,087
Patten Academy	7,200	1,000	-	8,200	351	1,800	750	374	-	-	491	3,766
Pennell Institute	30,000	20,000	800	50,800	1,600	750	-	158	-	-	-	2,508
Ricker Classical Institute	23,000	60,000	-	83,000	972	-	1,000	4,200	481	156	1,694	8,503
St. Joseph's Academy	-	250,000	30,000	280,000	-	-	-	-	-	-	-	-
Somerset Academy	7,100	5,000	-	12,100	261	416	500	90	-	-	484	1,751
Springfield Normal School	800	2,000	100	2,900	-	750	500	210	37	28	404	1,929
Thornton Academy	148,126	75,000	-	223,126	11,570	1,840	125	635	-	-	-	14,170
Traip Academy	21,180	45,114	5,373	71,667	1,231	2,000	-	15	-	-	1,342	4,588
Washington Academy	46,300	15,000	1,500	62,800	2,444	750	-	240	-	-	144	3,578
Wilton Academy	-	21,000	650	21,650	-	2,200	750	910	-	-	-	3,860
Wiscasset Academy	-	9,000	500	9,500	-	1,250	500	108	-	-	-	1,858
Total	\$1,218,944	\$1,476,309	\$154,690	\$2,849,943	\$59,591	\$41,610	\$21,925	\$59,302	\$5,488	\$13,220	\$69,298	\$270,434

APPENDIX.

Permanent Assets, etc., of Academies—Concluded.

NAMES.	EXPENDITURES—CURRENT.						Balance on hand July 1, 1911.	Deficiency.	Amount of State aid payable for year ending July 1, 1911.
	Teachers' salaries.	Janitors' services.	Books, ap- pliances, etc.	Repairs.	Other purposes.	Total.			
Anson Academy.....	\$1,860	\$39	\$81	\$83	\$163	\$2,226	-	\$190	\$750
Aroostook Central Institute.....	2,422	253	115	152	902	3,844	\$10	-	500
Berwick Academy.....	3,090	571	-	391	5,611	9,663	1,682	-	500
Bluehill-George Stevens Academy.....	1,875	135	150	50	260	2,470	1,550	-	500
Bridge Academy.....	1,500	100	-	839	229	2,749	491	-	500
Bridgewater Classical Academy.....	1,060	-	50	3,000	-	4,110	375	-	500
Bridgton Academy.....	3,200	375	40	106	686	4,407	201	-	1,250
Calais Academy.....	3,540	-	200	-	1,100	5,020	49	-	750
Cherryfield Academy.....	1,652	91	-	-	613	2,356	284	-	500
Coburn Classical Institute.....	6,700	450	533	476	6,189	14,348	114	-	750
Corinna Union Academy.....	1,721	62	99	402	115	2,399	-	-	500
East Corinth Academy.....	1,180	36	51	25	132	1,424	401	-	500
East Maine Conference Seminary.....	6,811	-	232	441	1,867	9,351	-	1,265	500
Erskine Academy.....	1,160	36	138	111	86	1,531	119	-	750
Foxcroft Academy.....	4,190	90	233	103	256	4,872	-	662	500
Freedom Academy.....	1,725	60	75	50	328	2,238	58	-	1,250
Fryeburg Academy.....	4,250	180	307	11	889	5,637	1,739	-	1,000
Gould's Academy.....	3,625	165	46	102	212	4,150	307	-	1,000
Hampden Academy.....	2,416	54	69	100	224	2,863	150	-	1,000
Hebron Academy.....	11,849	1,361	952	823	33,068	48,053	2,501	-	750
Higgins Classical Institute.....	3,175	250	18	175	1,617	5,235	-	727	500
Lee Normal Academy.....	1,922	35	-	32	572	2,561	-	-	500
Limerick Academy.....	1,132	75	1	89	103	1,400	509	-	500
Limington Academy.....	1,250	-	15	-	66	1,331	49	-	1,000
Lincoln Academy.....	3,575	250	123	857	407	5,212	-	607	250
Leavitt Institute.....	3,000	300	300	400	-	4,000	700	-	250

Litchfield Academy	900	21	264	21	94	1,300	-	-	500
Maine Central Institute	5,690	284	460	418	1,237	8,089	-	111	1,000
Maine Wesleyan Seminary	10,800	400	250	4,545	5,276	21,271	1,977	-	-
Mattanawcook Academy	1,890	90	-	11	151	2,142	-	-	1,000
Monmouth Academy	1,932	34	187	51	92	2,296	-	600	732
Monson Academy	1,640	54	53	116	69	1,932	-	75	-
North Yarmouth Academy	2,232	53	14	528	1,474	4,301	-	-	750
Oak Grove Seminary	3,117	2,204	726	1,802	5,777	13,626	1,250	-	750
Parsonsfield Seminary	3,538	465	255	-	715	4,973	114	-	750
Patten Academy	2,180	228	102	108	424	3,042	724	-	750
Pennell Institute	1,950	190	325	75	120	2,660	-	152	-
Ricker Classical Institute	3,900	664	-	289	3,470	8,323	-	180	750
St. Joseph's Academy	-	-	-	-	-	-	-	-	-
Somerset Academy	1,232	36	52	122	158	1,600	151	-	-
Springfield Normal School	1,933	50	54	256	92	2,385	-	456	500
Thornton Academy	8,442	700	800	500	645	11,087	3,083	-	-
Traip Academy	2,457	536	379	894	1,954	6,220	-	1,632	500
Washington Academy	3,134	225	-	20	478	3,857	-	279	-
Wilton Academy	3,087	196	89	17	471	3,860	-	-	750
Wiscasset Academy	1,430	-	158	-	-	1,588	270	-	500
Total	\$141,364	\$11,578	\$8,077	\$18,591	\$78,392	\$258,002	\$19,113	\$6,681	\$23,232

APPENDIX.

TABLE No. XV.
SECONDARY SCHOOL STATISTICS.

Showing Enrollment by Classes and Courses in Academies for the Year Ending July 1, 1911.

NAMES.	First year.		Second year.		Third year.		Fourth year.		Special classes.		English course.		College preparatory course.		Teachers' training course.		Manual training course.		Domestic science course—Girls.	Agri-cultural course.	
	Boys.	Girls.	Boys.	Girls.	Boys.	Girls.	Boys.	Girls.	Boys.	Girls.	Boys.	Girls.	Boys.	Girls.	Boys.	Girls.	Boys.	Girls.		Boys.	Girls.
Anson Academy.....	4	6	4	4	4	6	1	4	-	-	8	15	5	5	-	-	13	20	-	3	3
Aroostook Central Inst.	13	22	4	9	11	5	2	10	-	-	5	17	5	4	-	-	-	-	-	-	-
Berwick Academy.....	10	20	12	9	6	13	12	13	-	-	20	36	6	6	-	-	-	-	-	-	-
Bluehill-George Stevens Academy.....	8	15	9	7	5	2	4	7	1	-	25	14	2	20	-	-	-	-	-	-	-
Bridge Academy.....	4	9	5	4	5	4	3	3	-	-	7	9	10	11	-	-	-	-	-	-	-
Bridgewater Classical Academy.....	9	9	5	12	5	8	2	-	-	-	9	9	6	7	5	10	-	-	-	3	-
Bridgton Academy.....	15	7	17	7	12	9	9	8	-	-	21	10	32	21	-	16	13	-	-	-	-
Calais Academy.....	24	34	15	17	7	12	6	20	8	8	29	41	31	50	-	-	-	-	-	-	-
Cherryfield Academy.....	14	9	6	11	4	7	5	8	-	-	16	9	13	26	-	-	-	-	-	-	-
Coburn Classical Ins.	27	25	24	26	34	11	27	8	2	7	-	113	72	-	-	-	-	-	-	-	-
Corinna Union Acad.	5	4	7	16	2	2	5	-	-	1	9	15	7	13	-	-	-	-	-	-	-
East Corinth Academy	5	5	1	6	4	4	7	11	-	-	15	16	2	10	-	-	-	-	-	-	-
East Maine Conference Seminary.....	20	24	11	22	13	12	7	12	8	13	27	13	19	29	-	-	-	-	12	9	-
Erskine Academy.....	5	3	2	4	3	4	3	3	-	-	13	14	-	-	-	-	-	-	-	-	-
Foxcroft Academy.....	20	23	15	20	14	21	13	15	9	6	41	62	30	23	-	-	-	-	-	-	-
Freedom Academy.....	4	4	4	6	5	5	3	5	-	-	19	18	2	7	-	3	-	-	-	-	-
Fryeburg Academy.....	14	17	18	22	19	21	11	12	-	-	27	26	35	46	-	-	26	15	-	10	-
Gould's Academy.....	18	12	17	16	11	12	11	12	2	-	12	6	43	18	4	28	-	-	-	-	-
Hampden Academy.....	17	10	6	15	5	10	5	6	2	-	21	21	13	7	-	14	-	-	-	-	-

TABLE No. XVI.
SECONDARY SCHOOL STATISTICS.
Showing Financial Statement of Academies, Seminaries
and Institutes for Year Ending July 1, 1911.

I. ASSETS—PERMANENT:	
Amount of endowment.....	\$1,218,944
Value of grounds, buildings, etc.....	1,476,309
Value of other property.....	154,690
Total assets.....	\$2,849,943
II. INCOME—CURRENT:	
From invested funds.....	\$59,591
Received from towns.....	41,610
Received from State (appropriation).....	21,925
Received from tuition.....	59,302
Received from fees.....	5,488
Received from gifts.....	13,220
Received from other sources.....	69,298
Total income—current.....	\$270,434
III. EXPENDITURES—CURRENT:	
For teachers' salaries.....	\$141,364
For janitors' services.....	11,578
For books, appliances, etc.....	8,077
For repairs.....	18,591
For all other purposes.....	78,392
Total expenditures—current.....	\$258,002
Balance—total credit balances.....	\$19,113
Deficiency—total balances over expended.....	6,681
Net balance unexpended.....	12,432

TABLE No. XVII.
SECONDARY SCHOOL STATISTICS.
Showing Payments Made by Towns not Supporting
Approved Free High Schools for the Tuition of Pupils
for the Year Ending July 1, 1911.*

TOWNS.	Whole amount expended	Amount payable from State Treasury.	NUMBER OF PUPILS IN				Whole number of pupils.
			First year.	Second year.	Third year.	Fourth year.	
Alna.....	\$240 00	\$160 00	-	1	6	1	8
Atkinson.....	476 00	317 33	-	8	1	3	17
Belmont.....	27 00	9 25	-	-	1	-	1
Bethel.....	1,778 00	500 00	11	16	18	17	62
Benton.....	1,371 00	247 33	4	10	3	1	23
Blaine.....	1,247 52	500 00	16	7	2	15	40
Blanchard.....	78 00	52 00	2	2	1	1	4
Bowdoin.....	373 00	248 68	6	10	5	1	22
Bradford.....	165 00	110 00	1	2	-	3	6
Bradley.....	302 50	201 66	7	1	2	2	12
Burlington.....	22 50	15 00	3	-	-	-	3
Cambridge.....	219 00	146 00	5	-	2	2	9
Canton.....	41 00	20 00	-	-	-	2	2
Castle Hill.....	60 00	40 00	-	-	2	-	2
Chester.....	50 50	33 66	-	2	1	-	3
Chesterville.....	510 00	340 00	8	6	3	1	18
Concord.....	62 00	41 33	1	-	2	1	4
Cranberry Isles.....	65 00	43 33	-	2	2	-	4
Crystal.....	114 50	76 33	3	-	3	-	6
Cumberland.....	90 00	60 00	-	-	1	2	3
Cutler.....	45 00	30 00	6	-	-	-	6
Dallas Pl.....	90 00	60 00	-	3	2	-	5
Damariscotta.....	420 40	280 26	4	1	9	1	15
Dayton.....	128 80	85 88	5	1	2	-	8
Denmark.....	266 00	68 00	-	-	6	3	9
Dennistown Pl.....	4 50	3 00	-	1	-	-	1
Dixmont.....	106 50	71 00	4	-	-	1	5
Drew Pl.....	30 00	20 00	1	1	-	-	2
Dyer Brook.....	114 00	76 00	4	1	1	-	6
Eddington.....	70 00	46 66	3	-	-	-	3
Edgecomb.....	168 00	112 00	2	2	3	1	8
Embden.....	64 50	43 00	-	1	-	2	3
Etna.....	176 50	117 66	3	-	2	4	9
Falmouth.....	851 93	500 00	18	-	15	8	41
Fayette.....	227 25	151 50	3	4	1	3	11
Forest City.....	9 50	6 33	-	1	-	-	1
Fryeburg.....	1,270 00	500 00	18	15	7	5	45
Garland.....	30 00	20 00	-	-	1	-	1
Garfield Pl.....	90 00	60 00	-	-	2	1	3
Gilead.....	90 00	60 00	1	1	1	-	3
Glenburn.....	90 00	60 00	-	1	2	-	3
Gouldsboro.....	144 25	96 16	6	3	1	-	10
Grafton.....	20 00	13 33	-	1	-	2	1
Greenwood.....	264 00	176 00	-	6	1	2	9
Hammond Pl.....	69 50	46 33	2	-	-	1	3
Harmony.....	96 00	64 00	-	-	1	3	4
Harrington.....	201 50	134 33	6	2	2	2	12
Hartford.....	96 50	64 33	5	1	1	-	9
Hermon.....	9 50	6 33	-	1	1	-	2

Tuition of Pupils in Secondary Schools—Continued.

Towns.	Whole amount expended.	Amount payable from State Treasury.	NUMBER OF PUPILS IN				Whole number of pupils.
			First year.	Second year.	Third year.	Fourth year.	
Hiram	342 50	228 33	6	7	5	1	19
Howland	117 50	78 33	2	3	1	—	6
Hurricane Isle	77 50	51 66	1	1	1	—	3
Industry	88 00	58 66	—	3	3	—	6
Isle au Haut	137 50	91 66	3	2	1	—	6
Jackman Pl.	256 50	171 00	1	8	1	—	10
Kenduskeag	18 00	12 00	—	—	1	—	1
Knox	24 00	16 00	—	—	1	—	1
Lagrange	74 00	49 33	2	1	1	—	4
Lamoine	20 00	13 33	—	1	—	—	1
Lee	459 00	306 00	63	22	9	11	105
Leeds	472 50	315 00	9	5	7	—	24
Lincoln Pl.	30 00	20 00	—	—	—	1	1
Lincolnvile	360 00	240 00	5	5	2	1	13
Littleton	281 00	187 33	3	4	2	1	10
Lovell	487 00	324 66	7	6	5	1	19
Lowell	47 50	31 66	—	1	1	—	2
Macwahoc Pl.	29 50	19 66	1	—	—	1	2
Madrid	27 00	18 00	—	1	—	—	1
Mapleton	180 00	120 00	—	1	—	4	6
Meddybemps	59 00	39 33	1	—	1	—	2
Medford	165 00	110 00	2	2	—	2	6
Milford	435 00	290 00	6	5	3	3	17
Milton Pl.	32 00	21 33	—	3	1	—	4
Moose River Pl.	30 00	20 00	—	—	—	1	1
Morrill	52 00	34 66	1	—	1	—	2
Moscow	67 50	45 00	1	2	—	—	3
Mt. Chase	23 00	15 33	1	—	—	—	2
Newcastle	916 00	500 00	11	8	7	7	33
New Portland	27 00	—	—	1	—	—	1
New Sweden	150 00	100 00	—	3	—	1	5
Nobleboro	646 80	431 20	7	6	6	4	23
Northport	56 00	37 33	—	1	1	—	2
Oakfield	120 00	80 00	2	1	2	—	5
Orient	12 00	8 00	1	—	—	—	1
Orland	410 00	273 33	8	6	1	2	17
Orrington	455 00	303 33	8	4	8	1	21
Otis	36 66	24 44	—	1	—	—	1
Palermo	130 00	86 66	5	—	—	—	5
Parkman	120 50	80 33	1	2	—	5	8
Passadumkeag	94 00	62 66	2	2	—	—	4
Pembroke	30 00	—	—	—	—	1	1
Penobscot	175 50	117 00	7	3	1	3	14
Perham	110 00	73 33	3	—	1	—	4
Peru	365 00	243 33	11	4	—	—	15
Pittston	63 33	42 22	1	—	—	—	2
Poland	620 00	413 33	7	5	5	4	21
Randolph	474 00	316 00	7	6	4	2	19
Readfield	915 00	500 00	17	6	12	2	37
Reed Pl.	30 00	20 00	—	—	—	1	1
Roque Bluffs	30 00	20 00	—	—	—	—	2
Sebec	498 00	332 00	4	5	2	1	18
Sedgwick	158 00	105 33	6	1	—	1	8
Sherman	66 00	33 33	—	—	2	1	3
Smithfield	60 00	40 00	—	1	—	1	2
Sorrento	129 00	86 00	2	—	1	3	6
Southport	30 00	20 00	—	—	1	—	1
South Thomaston	189 00	126 00	—	—	7	—	7
Stacyville Pl.	114 66	76 44	3	2	1	—	6
Steuben	97 20	64 80	—	1	2	—	4
Stockholm Pl.	75 00	50 00	1	3	—	—	4

Tuition of Pupils in Secondary Schools—Concluded.

TOWNS.	Whole amount expended.	Amount payable from State Treasury.	NUMBER OF PUPILS IN				Whole number of pupils.
			First year.	Second year.	Third year.	Fourth year.	
Stockton Springs.....	50 00	33 33	-	1	-	1	2
Sunner.....	336 00	224 00	4	7	-	4	16
Surry.....	126 00	84 00	4	2	-	2	8
Swanville.....	42 00	28 00	1	-	-	1	2
Sweden.....	57 00	38 00	1	-	-	1	2
The Forks Pl.....	60 00	40 00	-	3	-	-	3
Thorndike.....	2 58	1 72	2	1	3	-	6
Topsfield.....	81 50	54 33	4	1	1	3	9
Tremont.....	88 00	58 66	4	-	-	-	4
Trenton.....	10 00	6 66	-	-	-	1	1
Troy.....	128 00	85 33	4	-	1	-	5
Veazie.....	300 00	200 00	3	2	3	2	10
Verona.....	130 00	86 66	2	1	1	1	5
Vienna.....	201 67	134 44	3	2	1	2	8
Wade Pl.....	40 00	26 66	1	-	-	-	1
Waldo.....	212 25	141 50	5	2	2	-	9
Waldoboro.....	20 80	-	-	-	-	2	2
Waltham.....	50 00	33 33	-	-	2	3	5
Washington.....	20 00	13 33	1	-	1	-	2
Weld.....	160 00	106 66	-	2	4	-	6
Wellington.....	60 00	40 00	3	-	-	-	3
West Gardiner.....	199 33	132 88	3	-	2	2	7
Westmanland.....	30 00	20 00	-	-	1	-	1
Westport.....	30 00	20 00	-	-	-	1	1
Whiting.....	52 00	34 66	-	-	2	1	3
Williamsburg.....	36 00	24 00	-	1	1	-	2
Windsor.....	140 00	93 33	5	-	1	1	7
Woodland.....	375 00	250 00	3	8	2	1	14
Woolwich.....	460 00	306 66	1	6	7	2	16
Total.....	\$27,086 35	\$16,217 03	449	301	282	194	1,226

* This list includes towns making return on this account before September 1, 1911.

TABLE No. XVIII.
SECONDARY SCHOOL STATISTICS.

**Showing Approved Secondary Schools for the Year
Ending July 1, 1911.**

The schools named in the following list received approval for the year ending July 1, 1911 in accordance with the requirements for academies and free high schools defined in Sec. 76, Chap. 15, Revised Statutes and Sec. 1, Chap. 71, P. L. 1909.

Tuition privileges in these schools are in accordance with Sec. 63-64, Chap. 15, Revised Statutes and Sec. 3, Chap. 71, P. L. 1909.

SCHOOL.	Class.	ADDRESS.	SCHOOL.	Class.	ADDRESS.
Abbot	A	Abbot.	Columbia Falls	A	Columbia Falls.
Albion	A	Albion.	Cornish	A	Cornish.
Alfred	A	Alfred.	Cumberland	C	Chebeague Island.
Andover	B	Andover.	Danforth	A	Danforth.
Ashland	A	Ashland.	Deer Isle	A	Deer Isle.
Auburn	A	Auburn.	Denmark	C	Denmark.
Augusta	A	Augusta.	Dennysville	B	Dennysville.
Bangor	A	Bangor.	Dexter	A	Dexter.
Baring	C	Baring.	Dixfield	A	Dixfield.
Bath	A	Bath.	East Livermore	A	Livermore Falls.
Belfast	A	Belfast.	East Millinocket	B	East Millinocket.
Belgrade	A	Belgrade.	Easton	A	Easton.
Berwick	A	Berwick.	Eastport	A	Eastport.
Biddeford	A	Biddeford.	Eden	A	Bar Harbor.
Bingham	A	Bingham.	Eliot	A	Eliot.
Boothbay	B	Boothbay.	Ellsworth	A	Ellsworth
Boothbay	B	East Boothbay.	Eustis	C	Stratton.
Boothbay Harbor	A	Boothbay Harbor.	Exeter	A	Exeter.
Bowdoinham	A	Bowdoinham.	Fairfield	A	Fairfield.
Bradford	C	Bradford.	Farmington	A	Farmington.
Brewer	A	Brewer.	Flagstaff	C	Flagstaff.
Bridgton	A	Bridgton.	Fort Fairfield	A	Fort Fairfield.
Bristol	A	Bristol.	Frankfort	A	Frankfort.
Brooklin	A	Brooklin.	Franklin	A	Franklin.
Brooks	C	Brooks.	Freeport	A	Freeport.
Brownfield	C	Brownfield.	Gardiner	A	Gardiner.
Brownville	A	Brownville.	Garland	C	Garland.
Brownville	C	Brownville Jet.	Gorham	A	Gorham.
Brunswick	A	Brunswick.	Greenville	A	Greenville.
Buckfield	A	Buckfield.	Guilford	A	Guilford.
Buxton	A	Buxton Center.	Hallowell	A	Hallowell.
Cal. is—Red Beach	B	Calais.	Harmony	B	Harmony.
Camden	A	Camden.	Hartland	A	Hartland.
Canaan	B	Canaan.	Hollis	A	Hollis Center.
Canton	B	Canton.	Houlton	A	Houlton.
Cape Elizabeth	A	Cape Elizabeth.	Island Falls	A	Island Falls.
Caratunk	B	Caratunk.	Islesboro	A	Islesboro.
Caribou	A	Caribou.	Jackson	B	Jackson.
Castine	A	Castine.	Jay	A	Jay.
Clinton	B	Clinton.	Jonesboro	C	Jonesboro.

Secondary Schools—Continued.

SCHOOL.	Class.	ADDRESS.	SCHOOL.	Class.	ADDRESS.
Jonesport	A	Jonesport.	Rockland	A	Rockland.
Kennebunk	A	Kennebunk.	Rockport	A	Rockport.
Kennebunkport	A	Kennebunkport.	Rumford	A	Rumford.
Kingfield	A	Kingfield.	St. Agatha	C	St. Agatha.
Kingman	B	Kingman.	St. Albans	C	St. Albans.
Lewiston	A	Lewiston.	St. George	A	Tenant's Harbor.
Liberty	C	Liberty.	Sanford	A	Sanford.
Limestone	A	Limestone.	Sangerville	A	Sangerville.
Lisbon	A	Lisbon Falls.	Scarboro	A	Scarboro.
Lisbon	B	Lisbon.	Searsport	A	Searsport.
Lubec	A	Lubec.	Shapleigh	C	Shapleigh.
Machias	A	Machias.	Sherman	B	Sherman.
Madison	A	Madison.	Skowhegan	A	Skowhegan.
Mattawamkeag	C	Mattawamkeag.	Solon	A	Solon.
Mechanic Falls	A	Mechanic Falls.	Southport	B	West Southport.
Mexico	A	Mexico.	South Portland	A	South Portland.
Milbridge	A	Milbridge.	South Thomaston	B	South Thomaston.
Millinocket	A	Millinocket.	Southwest Harbor	A	Southwest Harbor.
Milo	A	Milo.	Standish	A	Standish.
Monroe	C	Monroe.	Steuben	C	Steuben.
Moose River	B	Moose River.	Stonington	A	Stonington.
Mt. Desert	A	Northeast Harbor.	Stockton Springs	C	Stockton Springs.
Mt. Vernon	A	Mt. Vernon.	Strong	A	Strong.
Newburg	C	Newburg.	Sullivan	A	West Sullivan.
New Gloucester	A	New Gloucester.	Thomaston	A	Thomaston.
Newport	A	Newport.	Topsham	A	Topsham.
New Portland	C	New Portland.	Troy	C	Troy.
New Portland	C	N. New Portland.	Unity	A	Unity.
New Sharon	A	New Sharon.	Union	C	Union.
Norridgewock	A	Norridgewock.	Vanceboro	B	Vanceboro.
North Berwick	A	North Berwick.	Vinalhaven	A	Vinalhaven.
North Haven	B	North Haven.	Waldoboro*	A	Waldoboro.
Norway	A	Norway.	Warren	A	Warren.
Oakland	A	Oakland.	Washburn	A	Washburn.
Old Orchard	A	Old Orchard.	Washington	C	Washington.
Old Town	A	Old Town.	Waterboro	C	Waterboro.
Orono	A	Orono.	Waterville	A	Waterville.
Oxford	A	Oxford.	Wayne	B	Wayne.
Paris	A	South Paris.	Webster	B	Sabattus.
Paris	B	West Paris.	Weld	C	Weld.
Pembroke	C	Pembroke.	Wells	A	Wells.
Phillips	A	Phillips.	Westbrook	A	Westbrook.
Plymouth	C	Plymouth.	West Forks	B	West Forks.
Porter	A	Kezar Falls.	Windham	A	South Windham.
Portland	A	Portland.	Winterport	A	Winterport.
Portland (Deering)	A	Portland.	Winslow	A	Winslow.
Presque Isle	A	Presque Isle.	Winter Harbor	A	Winter Harbor.
Princeton	A	Princeton.	Winthrop	A	Winthrop.
Rangleley	A	Rangleley.	Woodstock	A	Bryant Pond.
Reed Plantation	C	Wytopitlock.	Yarmouth	A	Yarmouth.
Richmond	A	Richmond.	York	A	York Village.

* Class B before January 1, 1911.

Secondary Schools—Concluded.

*ACADEMIES.

SCHOOL.	Class.	ADDRESS.	SCHOOL.	Class.	ADDRESS.
Anson Academy...	A	North Anson.	Lee Normal Acad..	A	Lee.
Aroostook Central Institute.....	A	Mars Hill.	Limerick Academy.	A	Limerick.
Berwick Academy..	A	South Berwick.	Limington Academy.	A	Limington.
Bluehill - George Stevens Academy	A	Bluehill.	Lincoln Academy...	A	Newcastle.
Bridge Academy ..	A	Dresden Mills.	Litchfield Academy.	A	Litchfield.
Bridgewater Classical Institute.....	A	Bridgewater.	Maine Central Inst.	A	Pittsfield.
Bridgton Academy.	A	North Bridgton.	Maine Wesleyan Seminary.....	A	Kents Hill.
Calais Academy....	A	Calais	Mat t a n a w c o o k Academy.....	A	Lincoln.
Cherryfield Acad....	A	Cherryfield.	Monmouth Academy	A	Monmouth.
Coburn Classical Institute.....	A	Waterville.	Monson Academy....	A	Monson.
Corinna Union Academy.....	A	Corinna.	No. Yarmouth Acad.	A	Yarmouth.
East Corinth Acad.	A	East Corinth.	Oak Grove Sem....	A	Vassalboro.
East Maine Conference Seminary...	A	Bucksport.	Parsonsfield Sem....	A	Parsonsfield.
Erskine Academy..	A	South China.	Patten Academy....	A	Patten.
Foxcroft Academy.	A	Foxcroft.	Pennell Institute ..	A	Gray.
Freedom Academy.	A	Freedom.	Ricker Classical Institute.....	A	Houlton.
Fryeburg Academy	A	Fryeburg.	St. Joseph's Acad..	A	Portland.
Gould's Academy..	A	Bethel.	Somerset Academy.	A	Athens.
Greeley Institute...	A	Cumberland Ctr.	Springfield Normal School.....	A	Springfield.
Hampden Academy	A	Hampden.	Thornton Academy.	A	Saco.
Hebron Academy ..	A	Hebron.	Traip Academy....	A	Kittery.
Higgins Classical Institute.....	A	Charleston.	Washington Acad...	A	East Machias.
Leavitt Institute...	A	Turner Center.	Westbrook Sem....	A	Portland.
			Wilton Academy...	A	Wilton.
			Wiscasset Academy.	A	Wiscasset.

* Academies when approved for tuition purposes must meet the requirements of Class A high schools as to courses of study.

TABLE No. XIX.
Showing Statistics on Examination of Eyes and Ears and
Medical Inspection for the Year Ending April 1, 1911.

ANDROSCOGGIN COUNTY.

TOWNS.	Number given tests in sight and hearing.	Number defective in vision.	Percentage defective.	Number defective in hearing.	Percentage defective.	Number of persons in town under forty who are totally blind.	Number of school physicians employed.
Auburn	2,075	327	.15	94	.04	-	2
Durham	-	-	-	-	-	-	-
East Livermore	510	75	.14	50	.09	-	-
Greene	71	7	.09	3	.04	-	-
Leeds	155	23	.14	4	.02	-	-
Lewiston	1,975	320	.16	98	.04	5	-
Lisbon	792	118	.14	28	.03	1	1
Livermore	189	2	.01	-	-	-	-
Mechanic Falls	-	-	-	-	-	-	1
Minot	122	5	.04	2	.01	-	-
Poland	262	25	.09	5	.01	-	-
Turner	213	40	.18	17	.08	-	-
Wales	79	10	.12	2	.02	-	-
Webster	203	21	.10	11	.05	-	1
Total	6,646	973	.14	314	.04	6	5

AROOSTOOK COUNTY.

Amity	-	-	-	-	-	-	-
Ashland	200	30	.15	10	.05	-	-
Bancroft	109	-	-	-	-	-	-
Benedicta	73	4	.05	-	-	-	-
Blaine	18	2	.11	-	-	-	-
Bridgewater	73	2	.02	-	-	-	-
Caribou	987	39	.03	83	.08	1	-
Castle Hill	92	12	.13	7	.07	-	-
Crystal	100	15	.15	5	.05	-	-
Dyer Brook	-	-	-	-	-	-	-
Easton	-	-	-	-	-	-	-
Fort Fairfield	-	-	-	-	-	-	-
Fort Kent	-	-	-	-	-	-	-
Frenchville	-	-	-	-	-	-	-
Grand Isle	374	48	.12	28	.07	-	-
Haynesville	-	-	-	-	-	-	-
Hersey	-	-	-	-	-	-	-
Hodgdon	-	-	-	-	-	-	-
Houlton	978	123	.12	37	.03	-	-
Island Falls	325	55	.16	6	.01	-	-
Limestone	249	14	.05	38	.15	-	-
Linneus	-	-	-	-	-	-	-
Littleton	176	42	.23	19	.10	-	-
Ludlow	99	3	.03	-	-	-	-
Madawaska	-	-	-	-	-	-	-
Mapleton	190	40	.21	19	.10	-	-
Mars Hill	85	18	.21	3	.03	-	-
Masardis	75	6	.08	4	.05	-	-
Monticello	36	4	.11	-	-	-	-
New Limerick	108	20	.18	2	.01	-	-
New Sweden	184	38	.20	17	.09	1	-
Oakfield	-	-	-	-	-	1	-
Orient	8	1	.12	1	.12	-	-
Perham	142	22	.15	5	.03	-	-

AROOSTOOK COUNTY—CONCLUDED.

Towns.	Number given tests in sight and hearing.	Number defective in vision.	Percentage defective.	Number defective in hearing.	Percentage defective.	Number of persons in town under twenty-one who are totally blind.	Number of school physicians employed.
Portage	60	8	.13	6	.10	-	-
Presque Isle	50	3	.06	15	.30	-	-
Sherman	156	21	.13	4	.02	-	-
Smyrna	-	-	-	-	-	-	-
St. Agatha	-	-	-	-	-	-	-
Van Buren	-	-	-	-	-	-	-
Washburn	293	41	.14	14	.04	-	-
Westfield	-	-	-	-	-	-	-
Weston	-	-	-	-	-	-	-
Woodland	218	48	.22	32	.14	-	-
PLANTATIONS.							
Allagash	-	-	-	-	-	-	-
Cary	-	-	-	-	-	-	-
Caswell	16	-	-	-	-	-	-
Chapman	-	-	-	-	-	-	-
Connor	-	-	-	-	-	-	-
Cyr	-	-	-	-	-	-	-
E	-	-	-	-	-	-	-
Eagle Lake	-	-	-	-	-	-	-
Garfield	25	2	.08	1	.04	-	-
Glenwood	33	-	-	-	-	-	-
Hamlin	-	-	-	-	-	-	-
Hammond	-	-	-	-	-	-	-
Macwahoc	21	2	.09	-	-	-	-
Merrill	102	20	.19	-	-	-	-
Moro	-	-	-	-	-	-	-
Nashville	3	1	.33	-	-	-	-
New Canada	-	-	-	-	-	-	-
Oxbow	-	-	-	-	-	-	-
Reed	79	4	.05	4	.05	-	-
Silver Ridge	-	-	-	-	-	-	-
St. Francis	-	-	-	-	-	-	-
St. John	-	-	-	-	-	-	-
Stockholm	139	22	.16	8	.05	-	-
Wade	73	14	.19	1	.01	1	-
Wallagrass	-	-	-	-	-	-	-
Westmanland	-	-	-	-	-	-	-
Winterville	-	-	-	-	-	-	-
Total	5,949	724	.12	369	.05	4	-

CUMBERLAND COUNTY.

Baldwin	-	-	-	-	-	-	-
Bridgton	-	-	-	-	-	1	-
Brunswick	729	87	.11	54	.07	-	-
Cape Elizabeth	127	5	.03	-	-	-	-
Casco	90	10	.11	4	.04	-	-
Cumberland	170	10	.05	8	.04	-	-
Falmouth	221	15	.05	12	.05	1	-
Freeport	265	6	.02	3	.01	-	-
Gorham	450	99	.22	26	.05	-	-
Gray	160	-	-	-	-	-	-
Harpswell	-	-	-	-	-	-	-
Harrison	-	-	-	-	-	-	-
Naples	30	11	.36	-	-	-	-
New Gloucester	151	28	.18	6	.03	-	-
North Yarmouth	108	4	.03	3	.02	-	-
Otisfield	92	8	.08	-	-	-	-
Portland	7,594	1,060	.13	256	.03	-	-
Pownal	54	4	.07	2	.03	-	4

CUMBERLAND COUNTY—CONCLUDED.

TOWNS.	Number given tests in sight and hearing.	Number defective in vision.	Percentage defective.	Number defective in hearing.	Percentage defective.	Number of persons in town under twenty-one who are totally blind.	Number of school physicians employed.
Raymond	-	-	-	-	-	-	-
Scarboro	33	4	.12	3	.09	-	-
Sebago	139	14	.10	4	.02	-	1
South Portland	-	-	-	-	-	1	-
Standish	246	26	.10	9	.03	-	-
Westbrook	1,103	83	.07	15	.01	-	-
Windham	214	22	.10	7	.03	-	-
Yarmouth	348	9	.02	6	.01	-	-
Total	12,324	1,505	.12	418	.03	3	5

FRANKLIN COUNTY.

Avon	76	-	-	-	-	-	-
Carthage	19	1	.05	1	.05	-	-
Chesterville	137	9	.06	3	.04	-	-
Eustis	115	20	.17	5	.04	-	-
Farmington	324	48	.14	16	.04	-	-
Freeman	11	2	.18	-	-	-	-
Industry	-	-	-	-	-	-	-
Jay	465	42	.09	11	.02	-	-
Kingfield	-	-	-	-	-	-	-
Madrid	37	8	.21	1	.02	-	-
New Sharon	150	1	.006	-	-	-	-
New Vineyard	-	-	-	-	-	-	-
Phillips	222	23	.10	2	.009	-	-
Rangeley	232	12	.05	7	.02	-	-
Salem	190	50	.26	-	-	-	-
Strong	88	14	.15	3	.03	-	-
Temple	48	6	.12	6	.12	-	-
Weld	80	8	.10	4	.05	-	-
Wilton	308	26	.08	7	.02	-	-
PLANTATIONS.							
Coplin	11	5	.45	2	.18	-	-
Dallas	38	7	.18	11	.29	-	-
Lang	25	1	.04	-	-	-	-
Rangeley	18	8	.44	1	.05	-	-
Sandy River	-	-	-	-	-	-	-
Total	2,594	291	.11	83	.03	-	-

HANCOCK COUNTY.

Amherst	41	4	.09	1	.02	-	-
Aurora	-	-	-	-	-	-	-
Bluehill	270	27	.10	12	.04	-	-
Brooklin	146	12	.08	5	.03	-	-
Brooksville	272	5	.01	1	.003	-	-
Bucksport	316	78	.24	8	.02	-	-
Castine	116	23	.19	9	.07	-	-
Cranberry Isles	79	10	.12	3	.04	-	1
Dedham	33	-	-	-	-	-	-
Deer Isle	375	19	.05	21	.05	2	-
Eastbrook	-	-	-	-	-	-	-

HANCOCK COUNTY—CONCLUDED.

TOWNS.	Number given tests in sight and hearing.	Number defective in vision.	Percentage defective.	Number defective in hearing.	Percentage defective.	Number of persons in town under twenty-one who are totally blind.	Number of school physicians employed.
Eden	912	216	.23	31	.03	—	2
Ellsworth	340	83	.24	3	.008	—	—
Franklin	183	10	.05	7	.03	—	—
Gouldsboro	218	14	.06	8	.03	—	—
Hancock	—	—	—	—	—	—	—
Isle au Haut	34	3	.08	2	.05	—	—
Lamoine	91	14	.15	5	.05	—	—
Mariaville	30	—	—	1	.03	—	—
Mt. Desert	308	115	.37	7	.02	—	1
Orland	—	—	—	—	—	—	—
Otis	9	—	—	—	—	—	—
Penobscot	—	—	—	—	—	—	—
Sedgwick	187	16	.08	5	.02	—	—
Sorrento	19	7	.36	8	.42	—	—
Southwest Harbor	162	29	.17	1	.006	—	1
Stonington	294	44	.14	30	.10	3	—
Sullivan	235	12	.05	8	.03	—	—
Surry	140	20	.14	2	.01	—	—
Swan's Island	—	—	—	—	—	—	—
Tremont	200	72	.36	21	.10	—	—
Trenton	—	—	—	—	—	—	—
Verona	32	1	.03	—	—	—	—
Waltham	36	4	.11	3	.08	—	—
Winter Harbor	112	26	.23	16	.14	—	—
PLANTATIONS.							
Long Island	—	—	—	—	—	—	—
No. 8	7	—	—	—	—	—	—
Moose Hill, formerly No. 21	3	—	—	—	—	—	—
Great Pond, formerly No. 33	12	3	.25	—	—	—	—
Total	5,212	867	.16	218	.04	5	5

KENNEBEC COUNTY.

Albion	171	21	.12	14	.08	—	—
Augusta	1,458	208	.14	49	.03	—	2
Belgrade	144	7	.04	5	.03	—	—
Benton	172	31	.18	10	.05	—	—
Chelsea	—	—	—	—	—	—	—
China	180	21	.11	5	.02	—	—
Clinton	180	26	.14	8	.04	—	—
Farmingdale	112	12	.10	9	.08	—	—
Fayette	72	10	.13	2	.02	—	—
Gardiner	751	24	.03	115	.15	—	—
Hallowell	298	30	.10	18	.06	—	—
Litchfield	—	—	—	—	—	—	—
Manchester	99	5	.05	8	.08	—	—
Monmouth	149	23	.15	14	.09	—	—
Mt. Vernon	131	25	.19	4	.03	—	—
Oakland	315	42	.13	7	.02	—	—
Pittston	160	20	.12	20	.12	—	—
Randolph	160	15	.09	14	.08	—	—
Readfield	183	11	.06	4	.02	—	—
Rome	—	—	—	—	—	—	—
Sidney	—	—	—	—	—	—	—
Vassalboro	269	48	.18	22	.08	—	—
Vienna	—	—	—	—	—	—	—
Waterville	1,262	373	.29	121	.09	—	—

KENNEBEC COUNTY—CONCLUDED.

TOWNS.	Number given tests in sight and hearing.	Number defective in vision.	Percentage defective.	Number defective in hearing.	Percentage defective.	Number of persons in town under twenty-one who are totally blind.	Number of school physicians employed.
Wayne.....	—	—	—	—	—	—	—
West Gardiner.....	84	14	.16	6	.07	—	—
Windsor.....	119	4	.03	1	.008	—	—
Winslow.....	322	63	.19	31	.09	—	—
Winthrop.....	234	15	.06	9	.03	—	—
Unity Pl.....	—	—	—	—	—	—	—
Total.....	7,025	1,048	.14	496	.07	—	3

KNOX COUNTY.

Appleton.....	209	17	.08	5	.02	—	—
Camden.....	408	18	.04	52	.12	—	—
Cushing.....	74	6	.08	5	.06	—	—
Friendship.....	78	5	.06	2	.02	—	—
Hope.....	74	7	.09	5	.06	—	—
Hurricane Isle.....	70	9	.12	5	.07	—	—
North Haven.....	90	12	.13	8	.08	—	—
Rockland.....	—	—	—	—	—	—	—
Rockport.....	—	—	—	—	—	—	—
South Thomaston.....	—	—	—	—	—	—	—
St. George.....	—	—	—	—	—	—	—
Thomaston.....	371	32	.08	12	.03	—	—
Union.....	181	20	.11	7	.03	1	—
Vinalhaven.....	491	32	.06	17	.03	—	—
Warren.....	234	23	.09	13	.05	—	—
Washington.....	—	—	—	—	—	—	—
Criehaven Pl.....	—	—	—	—	—	—	—
Matinicus Isle Pl.....	35	2	.05	—	—	1	—
Muscle Ridge Pl.....	—	—	—	—	—	—	—
Total.....	2,315	183	.07	131	.05	2	—

LINCOLN COUNTY.

Alna.....	—	—	—	—	—	—	—
Boothbay.....	364	35	.09	8	.02	—	—
Boothbay Harbor.....	393	42	.10	6	.01	—	—
Bremen.....	96	5	.05	6	.06	—	—
Bristol.....	—	—	—	—	—	—	—
Damariscotta.....	—	—	—	—	—	—	—
Dresden.....	82	17	.02	12	.14	—	—
Edgcomb.....	92	—	—	—	—	—	—
Jefferson.....	165	14	.08	5	.03	—	—
Newcastle.....	132	18	.13	3	.02	—	—
Nobleboro.....	84	2	.02	2	.02	—	—
Somerville.....	55	5	.09	—	—	—	—
Southport.....	63	5	.07	3	.04	—	—
Waldoboro.....	356	8	.02	—	—	—	—
Westport.....	30	2	.06	—	—	—	—
Whitefield.....	197	8	.04	—	—	—	—
Wiscasset.....	179	5	.02	3	.01	—	—
Monhegan Pl.....	—	—	—	—	—	—	—
Total.....	2,288	166	.07	48	.02	—	—

OXFORD COUNTY.

TOWNS.	Number given tests in sight and hearing.	Number defective in vision.	Percentage defective.	Number defective in hearing.	Percentage defective.	Number of persons in town under twenty-one who are totally blind.	Number of school physicians employed.
Albany	68	22	.32	-	-	-	-
Andover	112	15	.13	6	.05	-	-
Bethel	297	5	.01	3	.01	-	-
Brownfield	95	6	.06	-	-	-	1
Buckfield	150	20	.13	4	.02	-	-
Byron	26	-	-	-	-	-	-
Canton	151	13	.08	8	.05	-	-
Denmark	89	9	.10	2	.02	-	-
Dixfield	167	33	.19	1	.006	-	-
Fryeburg	173	24	.13	2	.01	-	-
Gilead	-	-	-	-	-	-	-
Grafton	-	-	-	-	-	-	-
Greenwood	-	-	-	-	-	-	-
Hanover	22	7	.31	4	.18	-	-
Hartford	73	7	.09	1	.01	-	-
Hebron	51	8	.15	3	.05	-	-
Hiram	130	20	.15	10	.07	-	-
Lovell	-	-	-	-	-	-	-
Mason	16	1	.06	-	-	-	1
Mexico	478	67	.14	40	.08	-	1
Newry	40	-	-	18	.03	-	-
Norway	455	6	.01	3	.02	-	-
Oxford	148	21	.14	16	.04	-	2
Paris	368	42	.11	2	.01	-	-
Peru	142	12	.08	7	.06	-	-
Porter	116	16	.13	5	.07	-	-
Roxbury	64	11	.17	43	.03	-	1
Rumford	1,207	182	.15	-	-	-	-
Stoneham	26	-	-	-	-	-	-
Stow	-	-	-	-	-	-	-
Sumner	108	5	.04	2	.01	-	-
Sweden	58	4	.06	-	-	-	-
Upton	25	-	-	-	-	-	1
Waterford	135	8	.06	5	.03	-	-
Woodstock	98	24	.24	9	.09	-	-
Lincoln Pl.	-	-	-	-	-	-	-
Magalloway Pl.	25	2	.08	-	-	-	-
Milton Pl.	28	2	.07	-	-	-	-
Total	5,141	592	.11	194	.03	-	7

PENOBSCOT COUNTY.

Alton	15	8	.53	-	-	-	-
Argyle	44	4	.09	2	.04	-	-
Bangor	3,992	251	.06	46	.01	7	4
Bradford	-	-	-	-	-	-	-
Bradley	119	23	.19	5	.04	-	-
Brewer	1,125	125	.11	47	.04	1	2
Burlington	-	-	-	-	-	-	-
Carmel	176	23	.13	5	.02	-	-
Carroll	62	13	.21	5	.08	-	-
Charleston	-	-	-	-	-	-	-
Chester	96	-	-	-	-	-	-
Clifton	21	1	.04	-	-	-	-
Corinna	202	24	.11	18	.08	-	-
Corinth	164	8	.04	-	-	-	-
Dexter	586	53	.08	15	.02	-	2
Dixmont	-	-	-	-	-	-	-

PENOBSCOT COUNTY—CONCLUDED.

TOWNS.	Number given tests in sight and hearing.	Number defective in vision.	Percentage defective.	Number defective in hearing.	Percentage defective.	Number of persons in town under twenty-one who are totally blind.	Number of school physicians employed.
East Millinocket.....	221	19	.08	9	.04	-	-
Eddington.....	135	22	.16	19	.14	-	-
Edinburg.....	-	-	-	-	-	-	-
Enfield.....	174	30	.17	-	-	-	1
Etna.....	-	-	-	-	-	-	-
Exeter.....	134	1	.007	2	.01	-	-
Garland.....	131	20	.15	8	.06	-	-
Glenburn.....	45	7	.15	-	-	-	-
Greenbush.....	88	11	.12	1	.01	-	-
Greenfield.....	38	2	.05	1	.02	-	-
Hampden.....	351	29	.08	12	.03	-	-
Hermon.....	127	8	.06	3	.02	-	-
Holden.....	152	24	.15	8	.05	-	-
Howland.....	71	2	.02	3	.04	-	-
Hudson.....	-	-	-	-	-	-	-
Kenduskeag.....	-	-	-	-	-	-	-
Kingman.....	170	4	.02	-	-	-	-
Lagrange.....	-	-	-	-	-	-	-
Lee.....	132	18	.13	6	.04	-	1
Levant.....	136	11	.08	-	-	-	-
Lincoln.....	280	60	.21	15	.05	-	-
Lowell.....	15	-	-	-	-	-	-
Mattawamkeag.....	151	8	.05	-	-	-	-
Maxfield.....	13	-	-	2	.15	-	-
Medway.....	-	-	-	-	-	-	1
Milford.....	-	-	-	-	-	-	-
Millinocket.....	544	115	.21	47	.08	-	-
Mt. Chase.....	53	2	.03	-	-	-	-
Newburg.....	105	12	.11	7	.06	-	1
Newport.....	265	42	.15	20	.07	-	-
Old Town.....	619	75	.12	27	.04	-	-
Orono.....	675	135	.20	20	.02	-	-
Orrington.....	-	-	-	-	-	-	-
Passadumkeag.....	80	7	.08	3	.03	-	-
Patten.....	300	20	.06	5	.01	-	-
Plymouth.....	84	6	.07	-	-	-	-
Prentiss.....	-	-	-	-	-	-	-
Springfield.....	45	2	.04	-	-	-	-
Stetson.....	85	7	.08	5	.06	-	-
Veazie.....	70	9	.12	4	.05	-	-
Winn.....	-	-	-	-	-	-	-
Woodville.....	-	-	-	-	-	-	-
Drew Pl.....	57	4	.07	3	.05	-	-
Grand Falls Pl.....	-	-	-	-	-	-	-
Lakeville Pl.....	22	-	-	-	-	-	-
Seboeis Pl.....	19	3	.15	-	-	-	-
Stacyville Pl.....	126	17	.13	6	.04	-	-
Webster Pl.....	43	1	.02	-	-	-	-
Total.....	12,358	1,266	.10	379	.03	8	12

PISCATAQUIS COUNTY.

Towns.	Number given tests in sight and hearing.	Number defective in vision.	Percentage defective.	Number defective in hearing.	Percentage defective.	Number of persons in town under twenty-one who are totally blind.	Number of school physicians employed.
Abbot	120	11	.09	7	.05	-	-
Atkinson	92	5	.05	-	-	-	-
Blanchard	28	3	.10	1	.03	-	-
Bowerbank	13	2	.15	-	-	-	-
Brownville	335	24	.07	12	.03	-	-
Dover	264	56	.21	16	.06	-	-
Foxcroft	269	52	.19	9	.03	-	-
Greenville	226	50	.22	2	.009	-	-
Guilford	-	-	-	-	-	-	1
Medford	-	-	-	-	-	-	-
Milo	432	51	.11	10	.02	-	-
Monson	224	29	.12	10	.04	-	-
Orneville	55	10	.17	1	.01	-	-
Parkman	110	13	.11	7	.06	-	-
Sangerville	200	48	.28	2	.01	-	-
Sebec	95	10	.10	12	.12	-	-
Shirley	53	8	.15	3	.05	-	-
Wellington	56	9	.16	3	.05	-	-
Williamsburg	-	-	-	-	-	-	-
Willimantic	-	-	-	-	-	-	-
Barnard Pl.	19	8	.42	-	-	-	-
Elliottsville Pl.	16	1	.06	-	-	-	-
Kingsbury Pl.	28	-	-	-	-	-	-
Lake View Pl.	-	-	-	-	-	-	-
Total	2,636	390	.14	95	.03	-	1

SAGADAHOC COUNTY.

Arrowsic	16	-	-	-	-	-	-
Bath	1,837	293	.15	93	.05	-	-
Bowdoin	178	14	.07	6	.03	-	-
Bowdoinham	159	18	.11	3	.01	-	-
Georgetown	134	15	.11	7	.05	-	1
Perkins	5	-	-	-	-	-	-
Phippsburg	-	-	-	-	-	-	-
Richmond	207	26	.12	8	.03	-	-
Topsham	291	24	.08	19	.06	-	-
West Bath	35	1	.02	2	.05	-	-
Woolwich	116	5	.04	3	.02	-	-
Total	2,978	396	.13	141	.04	-	1

SOMERSET COUNTY.

Anson	-	-	-	-	-	-	-
Athens	155	10	.06	2	.01	-	-
Bingham	161	19	.11	5	.03	-	-
Cambridge	43	4	.09	1	.02	-	-
Canaan	86	18	.20	14	.16	-	-
Concord	24	5	.20	3	.12	-	1
Cornville	-	-	-	-	-	-	-
Detroit	-	-	-	-	-	-	-
Embden	45	4	.08	-	-	-	-
Fairfield	734	104	.14	39	.05	-	-
Harmony	113	16	.14	4	.03	-	-
Hartland	196	18	.09	8	.04	-	-

SOMERSET COUNTY—CONCLUDED.

TOWNS.	Number given tests in sight and hearing.	Number defective in vision.	Percentage defective.	Number defective in hearing.	Percentage defective.	Number of persons in town under twenty-one who are totally blind.	Number of school physicians employed.
Madison.....	686	205	.02	108	.15	-	-
Mercer.....	85	6	.07	-	-	-	-
Moscow.....	120	17	.14	7	.05	-	-
New Portland.....	187	18	.09	10	.05	-	-
Norridgewock.....	-	-	-	-	-	-	-
Palmyra.....	148	13	.09	6	.04	-	-
Pittsfield.....	403	47	.11	16	.03	1	-
Ripley.....	53	11	.20	1	.01	-	-
St. Albans.....	167	14	.08	8	.04	-	-
Skowhegan.....	850	250	.29	163	.19	-	-
Smithfield.....	76	4	.05	-	-	-	-
Solon.....	164	15	.09	7	.04	-	-
Starks.....	30	5	.16	-	-	-	-
PLANTATIONS.							
Bigelow.....	15	1	.06	-	-	-	-
Brighton.....	-	-	-	-	-	-	-
Caratunk.....	-	-	-	-	-	-	1
Dead River.....	19	4	.21	5	.26	-	-
Dennistown.....	18	1	.05	-	-	-	-
Flagstaff.....	37	7	.18	7	.18	-	-
Highland.....	15	1	.06	1	.06	-	-
Jackman.....	-	-	-	-	-	-	-
Lexington.....	-	-	-	-	-	-	-
Mayfield.....	12	1	.08	1	.08	-	-
Moose River.....	-	-	-	-	-	-	-
Pleasant Ridge.....	16	-	-	-	-	-	-
The Forks.....	-	-	-	-	-	-	1
West Forks.....	-	-	-	-	-	-	1
Total.....	4,658	818	.17	416	.08	1	4

WALDO COUNTY.

Belfast.....	689	66	.09	35	.05	-	-
Belmont.....	-	-	-	-	-	-	-
Brooks.....	-	-	-	-	-	-	-
Burnham.....	-	-	-	-	-	-	-
Frankfort.....	192	33	.17	1	.005	-	-
Freedom.....	127	20	.15	2	.01	-	-
Islesboro.....	127	20	.15	2	.01	-	1
Jackson.....	-	-	-	-	-	-	-
Knox.....	86	-	-	1	.01	-	-
Liberty.....	41	-	-	3	.01	-	-
Lincolnton.....	157	8	.05	3	.01	-	-
Monroe.....	140	20	.14	6	.04	-	-
Montville.....	150	11	.07	-	-	-	-
Morrill.....	-	-	-	-	-	-	-
Northport.....	-	-	-	-	-	-	-
Palermo.....	102	4	.03	2	.01	-	-
Prospect.....	117	18	.15	5	.04	-	-
Searsmont.....	128	14	.10	9	.07	-	-
Searsport.....	188	17	.08	4	.02	-	-
Stockton Springs.....	166	6	.03	2	.01	-	-
Swanville.....	70	10	.14	4	.05	-	-
Thorndike.....	87	18	.20	11	.12	-	-
Troy.....	-	-	-	-	-	-	-
Unity.....	101	15	.14	12	.11	-	-
Waldo.....	-	-	-	7	.02	-	-
Winterport.....	290	42	.14	-	-	-	-
Total.....	2,831	302	.10	104	.03	-	1

WASHINGTON COUNTY.

TOWNS.	Number given tests in sight and hearing.	Number defective in vision.	Percentage defective.	Number defective in hearing.	Percentage defective.	Number of persons in town under twenty-one who are totally blind.	Number of school physicians employed.
Addison	115	11	.09	1	.008	-	-
Alexander	-	-	-	-	-	-	-
Baileyville	140	26	.18	28	.10	-	-
Baring	40	4	.10	2	.05	-	-
Beddington	8	-	-	1	.12	-	-
Brookton	-	-	-	-	-	-	-
Calais	1,000	182	.18	22	.02	1	-
Centerville	23	7	.30	-	-	-	-
Charlotte	-	-	-	-	-	-	-
Cherryfield	240	15	.06	5	.02	-	-
Columbia	108	8	.07	5	.04	-	-
Columbia Falls	105	9	.08	2	.01	-	-
Cooper	52	2	.03	-	-	-	-
Crawford	16	7	.43	-	-	-	-
Cutler	-	-	-	-	-	-	-
Danforth	-	-	-	-	-	-	-
Deblois	-	-	-	-	-	-	-
Dennysville	-	-	-	-	-	-	-
East Machias	233	35	.15	4	.01	-	-
Eastport	650	109	.16	45	.06	-	-
Edmunds	-	-	-	-	-	-	-
Forest City	-	-	-	-	-	-	-
Harrington	185	10	.06	4	.02	-	-
Jonesboro	92	17	.18	5	.05	1	-
Jonesport	417	39	.09	16	.03	-	-
Lubec	639	115	.18	25	.03	1	-
Machias	267	43	.16	9	.03	-	-
Machiasport	240	15	.06	4	.01	-	1
Marion	19	3	.15	-	-	-	-
Marsfield	25	4	.16	1	.04	-	-
Meddybemps	30	-	-	-	-	-	-
Milbridge	326	5	.01	3	.009	-	-
Northfield	21	3	.14	4	.19	-	-
Pembroke	229	13	.05	9	.03	-	-
Perry	190	8	.04	5	.02	-	-
Princeton	290	49	.17	6	.02	-	-
Robbinston	140	15	.10	10	.07	-	-
Roque Bluffs	-	-	-	-	-	-	-
Steuben	160	10	.06	2	.01	-	-
Talmadge	14	1	.07	-	-	-	-
Topsfield	-	-	-	-	-	-	1
Trescott	100	9	.09	3	.30	-	-
Vanceboro	94	13	.13	7	.07	-	-
Waite	-	-	-	-	-	-	-
Wesley	-	-	-	-	-	-	-
Whiting	-	-	-	-	-	-	-
Whitneyville	52	4	.07	7	.13	-	-
PLANTATIONS.							
Codyville	-	-	-	-	-	-	-
Grand Lake Stream	-	-	-	-	-	-	-
No. 14	-	-	-	-	-	-	-
No. 21	18	4	.22	1	.05	-	-
Total	6,258	795	.12	236	.03	4	2

YORK COUNTY.

TOWNS.	Number given tests in sight and hearing.	Number defective in vision.	Percentage defective.	Number defective in hearing.	Percentage defective.	Number of persons in town under twenty-one who are totally blind.	Number of school physicians employed.
Acton.....	-	-	-	-	-	-	-
Alfred.....	124	13	.10	7	.05	-	-
Berwick.....	-	-	-	-	-	-	-
Biddeford.....	1,039	169	.16	44	.04	-	-
Buxton.....	280	12	.04	10	.03	-	-
Cornish.....	142	24	.16	8	.05	1	-
Dayton.....	55	2	.03	4	.07	-	-
Eliot.....	-	-	-	-	-	-	-
Hollis.....	143	3	.02	18	.12	-	-
Kennebunk.....	432	54	.12	19	.04	-	1
Kennebunkport.....	346	46	.13	11	.03	-	-
Kittery.....	405	24	.05	6	.01	-	-
Lebanon.....	-	-	-	-	-	-	-
Limerick.....	154	27	.17	31	.20	-	-
Linnton.....	165	13	.08	12	.07	-	-
Lyman.....	83	2	.02	3	.03	-	-
Newfield.....	85	-	-	-	-	-	-
North Berwick.....	219	16	.07	14	.05	-	-
Old Orchard.....	-	-	-	-	-	-	-
Parsonfield.....	129	14	.10	4	.03	-	-
Saco.....	727	153	.21	63	.08	-	-
Sanford.....	894	112	.12	76	.08	-	2
Shanleigh.....	105	23	.21	2	.01	-	-
South Berwick.....	280	18	.06	38	.13	-	-
Waterboro.....	116	18	.15	5	.04	-	-
Wells.....	325	27	.07	15	.04	-	-
York.....	493	59	.11	43	.08	-	-
Total.....	6,741	829	.12	433	.06	1	3

SUMMARY.

COUNTIES.							
Androscoggin.....	6,646	973	.14	314	.04	6	5
Aroostook.....	5,949	724	.12	369	.05	4	-
Cumberland.....	12,324	1,505	.12	418	.03	3	5
Franklin.....	2,594	291	.11	83	.03	-	-
Hancock.....	5,212	867	.16	218	.04	5	5
Kennebec.....	7,025	1,048	.14	496	.07	-	3
Knox.....	2,315	183	.07	131	.05	2	-
Lincoln.....	2,288	166	.07	48	.02	-	-
Oxford.....	5,141	592	.11	194	.03	-	7
Penobscot.....	12,358	1,266	.10	379	.03	8	12
Piscataquis.....	2,636	390	.14	95	.03	-	1
Sagadahoc.....	2,978	396	.13	141	.04	-	1
Somerset.....	4,658	818	.17	416	.08	1	4
Waldo.....	2,831	302	.10	104	.03	-	1
Washington.....	6,258	795	.12	236	.03	4	2
York.....	6,741	823	.12	433	.06	1	3
Total.....	87,954	11,145	.12	4,075	.04	34	49

TABLE No. XX.

Showing Amounts Due Towns in Aid of Common Schools out of the School and Mill Fund, Common School Fund, and Equalization Fund for the Year 1911, and Payable January 1, 1912.

ANDROSCOGGIN COUNTY.

Towns.	Number of scholars.	School and mill fund.	Common school fund.	Equalization fund.	Total.
Auburn.....	4,451	\$16,150 55	\$13,890 26	-	\$30,040 81
Durham.....	508	1,843 29	969 16	\$198 35	3,010 80
East Livermore.....	709	2,572 62	2,455 11	-	5,027 73
Greene.....	180	653 13	592 69	-	1,245 82
Leeds.....	301	1,092 19	716 63	-	1,808 82
Liveston.....	8,717	31,629 81	27,656 88	-	59,286 69
Lisbon.....	1,253	4,546 54	4,047 78	-	8,594 32
Livermore.....	277	1,005 09	764 04	-	1,769 13
Mechanic Falls.....	447	1,621 94	1,385 07	-	3,007 01
Minot.....	228	827 30	645 48	-	1,472 78
Poland.....	380	1,378 84	1,484 50	-	2,863 34
Turner.....	385	1,396 98	1,476 30	-	2,873 34
Waes.....	131	475 34	406 99	-	882 33
Webster.....	283	1,026 87	924 88	-	1,951 75
	18,250	\$66,220 49	\$57,415 88	\$198 35	\$123,834 67

AROOSTOOK COUNTY.

Amity.....	136	\$493 48	\$250 82	-	\$744 30
Ashland.....	725	2,630 67	1,474 57	\$286 42	4,391 66
Bancroft.....	154	558 79	223 34	62 68	844 81
Benedicta.....	138	500 74	221 83	46 41	768 98
Blaine.....	394	1,429 64	768 67	154 31	2,352 62
Bridgewater.....	464	1,683 63	978 48	173 36	2,835 47
Caribou.....	2,031	7,369 53	4,876 53	-	12,246 06
Castle Hill.....	219	794 65	395 47	80 53	1,270 65
Crystal.....	189	685 79	373 98	34 51	1,131 17
Dyer Brook.....	92	333 82	248 76	71 40	617 99
Easton.....	474	1,719 92	1,095 72	185 26	3,000 90
Fort Fairfield.....	1,695	6,150 33	5,008 97	660 51	11,819 81
Fort Kent.....	1,460	5,297 64	2,106 30	606 95	8,010 89
Frenchville.....	595	2,158 97	815 81	229 29	3,204 07
Grand Isle.....	502	1,821 52	711 44	232 86	2,765 82
Haynesville.....	95	344 70	184 98	40 46	570 14
Hersey.....	64	232 22	170 71	-	402 93
Hodgdon.....	350	1,269 99	733 05	-	2,003 04
Houlton.....	1,875	6,803 48	5,841 95	-	12,645 43
Island Falls.....	529	1,919 49	1,023 35	206 68	3,149 52
Limestone.....	601	2,180 74	1,391 27	204 70	3,776 71
Linneus.....	273	990 58	581 03	103 14	1,674 75
Littleton.....	329	1,193 79	814 86	131 70	2,140 35
Ludlow.....	135	489 85	273 13	43 63	806 61
Madawaska.....	776	2,815 73	1,077 30	309 82	4,202 85

AROOSTOOK COUNTY—CONCLUDED.

Towns.	Number of scholars.	School and mill fund.	Common school fund.	Equalization fund.	Total.
Mapleton.....	326	1,182 90	707 04	140 83	2,030 77
Mars Hill.....	602	2,184 37	1,517 14	—	3,701 51
Masardis.....	243	881 72	441 25	86 08	1,409 05
Monticello.....	450	1,632 84	959 97	—	2,592 81
New Limerick.....	155	562 42	336 66	65 85	964 93
New Sweden.....	358	1,299 02	639 64	132 89	2,071 55
Oakfield.....	358	1,299 02	538 69	—	1,837 71
Orient.....	59	214 09	186 78	—	400 87
Perham.....	277	1,005 10	546 03	—	1,551 13
Portage Lake.....	183	664 00	377 94	—	1,041 94
Presque Isle.....	1,640	5,950 77	4,444 67	—	10,395 44
St. Agatha.....	598	2,169 86	798 44	236 43	3,204 73
Sherman.....	353	1,280 87	887 95	—	2,168 82
Smyrna.....	141	511 62	295 90	57 91	865 43
Van Buren.....	897	3,254 79	1,908 72	—	5,163 51
Washburn.....	487	1,767 09	968 39	192 79	2,928 27
Westfield.....	202	453 56	214 54	—	668 10
Weston.....	125	732 96	563 78	50 38	1,347 12
Woodland.....	400	1,451 40	752 52	167 00	2,370 92
PLANTATIONS.					
Allagash.....	86	312 05	381 11	—	693 16
Cary.....	126	457 19	176 07	55 14	688 40
Caswell.....	174	631 36	258 19	63 47	953 02
Chapman.....	136	493 48	261 08	59 10	813 66
Connor.....	237	859 96	329 11	103 14	1,292 21
Cyr.....	244	885 35	328 48	102 35	1,316 18
E.....	54	195 94	140 48	—	336 42
Eagle Lake.....	482	1,748 95	795 25	—	2,544 20
Garfield.....	33	119 74	164 66	—	284 40
Glenwood.....	41	148 77	151 68	—	300 45
Hamlin.....	273	990 58	395 29	104 73	1,490 60
Hammond.....	32	116 12	178 68	—	294 80
Macwahoc.....	44	159 65	116 76	—	276 41
Merill.....	141	511 62	299 67	58 71	870 00
Moro.....	88	319 30	173 84	30 94	524 08
Nashville.....	8	29 03	117 21	—	146 24
New Canada.....	250	907 13	329 88	98 38	1,335 39
Oxbow.....	59	214 09	171 70	—	385 79
Reed.....	194	703 93	350 99	62 28	1,117 20
St. Francis.....	350	1,269 99	508 56	130 12	1,908 67
St. John.....	199	722 08	300 80	77 35	1,100 23
Silver Ridge.....	45	163 28	88 51	17 45	269 24
Stockholm.....	282	1,023 24	471 22	99 96	1,594 42
Wade.....	127	460 82	299 37	—	760 19
Wallagrass.....	395	1,433 27	515 47	154 71	2,103 45
Westmanland.....	38	137 89	184 99	—	322 88
Winterville.....	119	431 80	258 27	44 03	734 10
	26,406	\$95,814 70	\$56,475 69	\$6,256 64	\$158,547 03

CUMBERLAND COUNTY.

Towns.	Number of scholars.	School and mill fund.	Common school fund.	Equalization fund.	Total.
Baldwin.....	184	\$667 64	\$608 60	—	\$1,276 24
Bridgton.....	667	2,420 22	2,460 91	—	4,881 13
Brunswick.....	2,125	7,710 60	6,591 21	—	14,301 81
Cape Elizabeth.....	254	921 64	1,725 52	—	2,647 16
Casco.....	178	645 88	513 87	—	1,159 75
Cumberland.....	335	1,215 56	1,596 83	—	2,812 39
Falmouth.....	422	1,531 25	2,178 32	—	3,709 57
Freeport.....	698	2,532 71	2,193 51	—	4,726 22
Gorham.....	674	2,445 62	2,662 89	—	5,108 51
Gray.....	330	1,197 42	934 08	—	2,131 50
Harpeswell.....	518	1,879 58	1,601 02	—	3,480 60
Harrison.....	241	874 47	763 54	\$95 20	1,733 21
Naples.....	203	736 58	528 13	86 87	1,351 58
New Gloucester.....	350	1,269 99	1,571 81	—	2,841 80
North Yarmouth.....	187	678 53	572 50	—	1,251 03
Ortsfield.....	150	544 28	447 56	—	991 84
Portland.....	15,644	56,764 56	86,843 32	69 42	143,607 88
Pownal.....	171	620 48	469 62	—	1,159 52
Raymond.....	180	653 13	480 58	—	1,133 71
Scarboro.....	504	1,828 77	1,977 27	—	3,806 04
Sobago.....	142	515 25	431 83	—	947 08
South Portland.....	2,241	8,131 51	6,476 21	\$41 80	15,449 52
Standish.....	442	1,603 81	1,560 15	—	3,163 96
Westbrook.....	2,786	10,109 05	8,750 74	—	18,859 79
Windham.....	467	1,694 52	1,324 07	184 46	3,703 05
Yarmouth.....	640	2,322 25	2,399 65	—	4,721 90
	30,733	\$111,515 30	\$138,163 74	\$1,277 75	\$250,956 79

FRANKLIN COUNTY.

Avon.....	116	\$420 90	\$324 74	—	\$745 64
Carthage.....	77	279 40	250 82	—	530 22
Chesterville.....	178	645 88	483 96	\$74 97	1,204 81
Eustis.....	138	500 74	502 15	—	1,002 89
Farmington.....	852	3,091 50	3,069 09	—	6,160 59
Freeman.....	82	297 54	223 56	32 52	553 62
Industry.....	145	526 13	287 21	58 31	871 65
Jay.....	944	3,425 32	3,234 05	—	6,659 37
Kingfield.....	239	867 21	682 23	—	1,549 44
Madrid.....	75	272 14	192 99	29 35	494 48
New Sharon.....	226	820 04	660 89	—	1,480 93
New Vineyard.....	156	566 04	372 92	61 49	1,000 45
Phillips.....	423	1,534 86	1,172 26	—	2,707 12
Rangleley.....	309	1,121 22	1,423 53	—	2,544 75
Salem.....	49	177 80	126 25	—	304 05
Strong.....	190	689 42	537 66	—	1,227 08
Temple.....	123	446 30	305 12	—	751 42
Weld.....	171	620 48	443 12	72 20	1,135 80
Wilton.....	555	2,013 83	1,775 14	—	3,788 97
PLANTATIONS.					
Coplin.....	29	105 22	151 36	—	256 58
Dallas.....	70	254 00	182 35	—	436 35
Lang.....	21	76 20	118 78	—	194 98
Rangleley.....	19	68 95	440 40	—	509 35
Sandy River.....	17	61 69	182 15	—	243 84
	5,204	\$18,882 81	\$17,142 73	\$328 84	\$36,354 38

HANCOCK COUNTY.

Towns.	Number of scholars.	School and mill fund.	Common schcol fund.	Equalization fund.	Total.
Amherst.....	81	\$293 90	\$172 24	\$31 73	\$497 87
Aurora.....	35	127 00	94 40	-	221 40
Bluehill.....	436	1,582 04	1,179 08	179 31	2,940 43
Brooklin.....	244	885 35	500 90	93 22	1,479 47
Brooksville.....	382	1,386 10	727 47	152 33	2,265 90
Bucksport.....	570	2,068 26	1,587 99	-	3,656 25
Castine.....	213	772 87	865 97	-	1,638 84
Cranberry Isles.....	108	391 88	387 75	43 63	823 26
Dedham.....	92	333 83	218 16	39 27	591 26
Deer Isle.....	648	2,351 28	1,154 24	253 89	3,759 41
Eastbrook.....	67	243 10	147 84	26 97	417 91
Eden.....	1,249	4,532 02	8,913 30	-	13,445 32
Ellsworth.....	956	3,468 87	3,282 32	-	6,751 19
Franklin.....	373	1,353 44	764 93	149 55	2,267 92
Gouldsboro.....	327	1,186 53	751 41	130 12	2,068 06
Hancock.....	220	798 27	604 19	-	1,402 46
Isle au Haut.....	52	188 69	151 62	21 42	361 73
Lamoine.....	132	478 97	339 52	53 15	871 64
Mariaville.....	47	170 54	118 32	-	288 86
Mt. Desert.....	524	1,901 34	2,817 19	-	4,718 53
Orland.....	339	1,230 08	725 84	131 31	2,087 23
Otis.....	27	97 97	83 41	10 71	192 09
Penobscot.....	272	986 96	565 85	115 83	1,668 64
Sedgwick.....	252	914 39	514 06	100 76	1,529 21
Sorrento.....	37	134 26	260 28	-	394 54
Southwest Harbor.....	250	907 13	757 20	-	1,664 33
Stonington.....	470	1,705 40	1,132 74	226 12	3,064 26
Sullivan.....	308	1,117 59	736 43	120 59	1,974 61
Surry.....	211	758 36	432 80	90 44	1,281 60
Swan's Island.....	209	765 62	398 25	86 87	1,250 74
Tremont.....	410	1,487 70	713 81	157 88	2,359 39
Trenton.....	67	243 10	218 74	36 49	498 33
Verona.....	53	188 69	136 55	-	325 24
Waltham.....	53	192 30	143 50	-	335 80
Winter Harbor.....	172	624 10	729 72	-	1,353 82
PLANTATIONS.					
Long Island.....	74	268 50	109 68	29 35	407 53
No. 8.....	9	32 66	41 06	3 96	77 68
Moose Hill, formerly No 21.....	8	29 03	56 87	4 76	90 66
Great Pond, formerly No. 33.....	14	50 80	75 23	-	126 08
	9,990	\$36,248 92	\$32,610 71	\$2,289 66	\$71,149 29

KENNEBEC COUNTY.

Albion.....	274	\$994 21	\$695 14	\$103 54	\$1,792 89
Augusta.....	3,640	13,207 81	12,677 47	-	25,885 28
Belgrade.....	296	1,074 04	901 42	-	1,975 46
Benton.....	374	1,357 07	944 07	-	2,301 14
Chelsea.....	243	881 72	521 71	100 76	1,504 19
China.....	309	1,121 22	979 42	-	2,100 64
Clinton.....	296	1,074 04	1,003 15	-	2,077 19
Farmingdale.....	227	823 67	821 02	-	1,644 69
Fayette.....	149	540 65	391 49	59 50	991 64
Gardiner.....	1,458	5,290 39	5,691 86	-	10,982 25
Hallowell.....	705	2,558 10	2,417 33	-	4,975 43

KENNEBEC COUNTY—CONCLUDED.

TOWNS.	Number of scholars.	School and mill fund.	Common school fund.	Equalization fund.	Total.
Litchfield.....	219	794 65	641 65	90 05	1,526 35
Manchester.....	140	507 99	463 64	52 36	1,023 99
Monmouth.....	324	1,175 64	1,116 57	—	2,292 21
Mt. Vernon.....	230	834 56	616 03	92 82	1,543 41
Oakland.....	519	1,883 21	1,784 59	206 67	3,874 47
Pittston.....	199	722 08	721 74	114 25	1,558 07
Randolph.....	281	1,019 61	630 12	105 52	1,755 25
Readfield.....	240	870 84	816 15	—	1,686 99
Rome.....	122	442 68	304 80	48 00	795 48
Sidney.....	241	874 47	719 16	88 46	1,682 09
Vassalborough.....	531	1,926 75	1,780 09	—	3,706 84
Vienna.....	127	460 82	286 06	—	746 88
Waterville.....	3,557	12,906 65	11,174 27	—	24,080 92
Wayne.....	150	544 28	420 86	—	965 14
West Gardiner.....	149	540 65	532 44	61 49	1,134 58
Windsor.....	153	555 16	447 33	77 35	1,079 84
Winslow.....	941	3,414 44	3,596 67	—	7,011 11
Winthrop.....	545	1,977 54	2,179 25	—	4,156 79
Unity Plantation....	22	79 83	45 30	8 72	133 85
	16,661	\$60,454 77	\$55,320 80	\$1,209 49	\$116,985 06

KNOX COUNTY.

Appleton.....	272	\$986 96	\$565 78	\$111 87	\$1,664 61
Camden.....	691	2,507 31	3,520 48	—	6,027 79
Cushing.....	140	507 99	295 87	60 69	864 55
Friendship.....	196	711 19	515 70	77 35	1,304 24
Hope.....	128	464 45	370 29	—	834 74
Hurricane Isle.....	90	326 57	164 87	32 52	523 96
North Haven.....	140	507 99	561 41	—	1,069 40
Rockland.....	1,890	6,857 90	8,434 58	—	15,292 48
Rockport.....	526	1,908 60	1,992 89	—	3,901 49
St. George.....	586	2,126 30	1,096 51	234 45	3,457 26
South Thomaston.....	413	1,498 58	925 48	—	2,424 06
Thomaston.....	543	1,970 28	1,929 73	—	3,900 01
Union.....	307	1,113 96	906 29	—	2,020 25
Vinalhaven.....	740	2,685 10	1,575 76	276 90	4,537 76
Warren.....	406	1,473 18	1,367 48	—	2,840 66
Washington.....	197	714 82	514 61	—	1,229 43
PLANTATIONS.					
Criehaven.....	11	39 92	36 02	4 36	80 30
Matineus Isle.....	50	181 43	104 37	19 83	305 63
Muscle Ridge.....	—	65 32	46 35	—	111 67
	7,326	\$26,647 85	\$24,924 47	\$817 97	\$52,390 29

LINCOLN COUNTY.

TOWNS.	Number of scholars.	School and mill fund.	Common school fund.	Equalization fund.	Total.
Alna	113	\$410 02	\$326 42	\$46 01	\$782 45
Boothbay	517	1,875 95	1,272 66	—	3,148 61
Boothbay Harbor	615	2,231 54	1,893 37	—	4,124 91
Bremen	150	544 28	316 63	—	860 91
Bristol	639	2,318 63	1,723 70	—	4,042 33
Damariscotta	150	544 28	700 27	—	1,244 55
Dresden	200	725 70	599 07	—	1,324 77
Edgecomb	141	511 62	367 77	53 95	933 34
Jefferson	292	1,059 53	783 97	118 21	1,961 71
Newcastle	263	954 29	1,020 85	—	1,975 14
Nobleboro	185	671 27	513 19	75 77	1,260 23
Somerville	99	359 23	168 30	38 08	565 61
Southport	119	431 80	684 28	—	1,116 08
Waldoboro	687	2,492 79	1,957 88	—	4,450 67
Westport	81	293 91	191 72	—	485 63
Whitefield	249	903 50	747 00	—	1,650 50
Wiscasset	302	1,095 82	873 23	117 42	2,086 47
Monhegan Pl.	40	145 14	118 22	—	263 36
	4,842	\$17,569 30	\$14,258 53	\$449 44	\$32,277 27

OXFORD COUNTY.

Albany	116	\$420 91	\$296 20	\$44 03	\$761 14
Andover	189	685 79	592 31	—	1,278 10
Bethel	436	1,582 04	1,598 49	—	3,180 53
Brownfield	242	878 10	609 82	98 77	1,586 69
Buckfield	225	816 41	746 25	—	1,562 66
Byron	40	145 14	174 37	—	319 51
Canton	253	918 02	623 38	122 18	1,663 58
Denmark	142	515 25	576 41	—	1,091 66
Dixfield	274	994 22	863 94	106 31	1,964 47
Fryeburg	319	1,157 52	1,233 91	122 18	2,513 61
Gilead	64	232 22	207 92	—	440 14
Grafton	20	72 57	208 55	—	281 12
Greenwood	204	740 21	427 81	81 32	1,249 34
Hanover	36	130 63	137 73	15 47	283 83
Hartford	152	551 54	487 57	—	1,039 11
Hebron	162	587 82	422 63	56 72	1,066 57
Hiram	204	740 21	687 24	—	1,427 45
Lovell	148	537 02	677 39	—	1,214 41
Mason	93	83 45	95 27	—	178 72
Mexico	701	2,543 59	1,519 75	270 94	4,334 28
Newry	58	210 46	370 32	—	580 78
Norway	733	2,659 70	2,304 90	—	4,964 60
Oxford	306	1,110 33	893 02	—	2,003 35
Paris	778	2,822 99	2,517 00	—	5,339 99
Peru	229	830 93	541 86	85 29	1,458 08
Porter	214	776 50	505 46	—	1,281 96
Roxbury	115	417 28	301 02	44 82	763 12
Rumford	1,918	6,959 51	6,471 69	—	13,431 20
Stoneham	66	239 48	193 91	—	433 39
Stow	53	192 31	199 53	22 61	414 45
Sumner	187	678 53	530 13	—	1,208 66
Sweden	82	297 54	264 48	29 35	591 37
Upton	69	250 37	229 02	—	479 39
Waterford	227	823 67	631 34	98 77	1,553 78
Woodstock	200	725 70	523 23	76 16	1,325 09

OXFORD COUNTY—CONCLUDED.

TOWNS.	Number of scholars.	School and mill fund.	Common school fund.	Equalization fund.	Total.
PLANTATIONS.					
Lincoln	18	65 32	218 96	-	284 28
Magalloway	33	119 74	304 37	-	424 11
Milton	77	279 40	163 28	32 52	475 20
	9,313	\$33,792 42	\$29,349 86	\$1,307 44	\$64,449 72

PENOBSCOT COUNTY.

Alton	60	\$217 71	\$165 38	\$32 92	\$416 01
Argyle	72	261 26	148 22	29 75	439 23
Bangor	6,501	23,589 01	32,145 32	-	55,734 33
Bradford	276	1,001 47	606 85	-	1,608 32
Bradley	176	638 62	407 40	68 23	1,114 25
Brewer	1,647	5,976 17	4,305 79	-	10,281 96
Burlington	106	384 62	291 99	-	676 61
Carmel	248	899 87	606 21	97 19	1,603 27
Carroll	167	605 96	337 42	65 06	1,008 44
Charleston	236	856 33	592 35	90 05	1,538 73
Chester	124	449 93	221 76	47 60	719 29
Clifton	58	210 46	128 92	23 40	362 78
Corinna	302	1,095 82	870 70	-	1,966 52
Corinth	230	834 56	753 04	-	1,587 60
Dexter	977	3,545 07	2,636 19	370 12	6,551 38
Dixmont	175	634 99	450 51	72 59	1,158 09
East Millinocket	298	1,081 30	971 23	-	2,052 63
Eddington	205	743 84	424 92	76 56	1,245 52
Edinburg	16	58 06	54 79	6 34	119 19
Enfield	364	1,320 78	752 70	143 60	2,217 08
Etna	130	471 71	294 82	52 76	819 29
Exeter	227	823 67	581 82	-	1,405 49
Garland	218	791 02	554 94	92 43	1,438 39
Glenburn	136	493 48	331 23	47 20	871 91
Greenbush	136	493 48	245 36	53 15	791 99
Greenfield	60	217 71	123 52	24 19	365 42
Hampden	634	2,300 48	1,544 89	245 56	4,090 93
Hermont	328	1,190 16	842 05	-	2,032 21
Holden	222	805 53	421 67	85 68	1,312 88
Howland	143	518 87	463 78	-	982 65
Hudson	111	402 77	257 07	41 25	701 09
Kenduskeag	127	460 82	341 21	-	802 03
Kingman	275	997 84	456 24	103 54	1,557 62
Lagrange	160	580 56	508 36	-	1,088 92
Lee	264	957 92	423 05	110 68	1,491 65
Levant	163	591 44	441 37	73 39	1,106 20
Lincoln	645	2,340 39	1,521 07	-	3,861 46
Lowell	77	279 40	181 45	35 30	496 15
Mattawamkeag	164	595 07	332 33	61 49	988 89
Maxfield	32	116 12	73 50	11 50	201 12
Medway	150	544 28	272 43	75 77	892 48
Milford	290	1,052 27	972 70	-	2,024 97
Millinocket	1,027	3,726 49	2,686 34	-	6,412 83
Mt. Chase	87	315 68	182 68	35 70	534 06
Newburgh	171	620 48	489 60	65 85	1,175 93
Newport	421	1,527 61	1,380 12	-	2,907 73
Old Town	1,961	7,115 53	5,303 96	-	12,419 49
Orono	1,109	4,024 03	2,545 51	-	6,569 54
Orrington	351	1,273 62	868 30	-	2,141 92
Passadumkeag	120	435 42	242 38	53 95	731 75

PENOBSCOT COUNTY—CONCLUDED.

TOWNS.	Number of scholars.	School and mill fund.	Common school fund.	Equalization fund.	Total.
Patten	497	1,803 38	1,258 14	185 65	3,247 17
Plymouth	165	598 70	385 58	—	984 28
Prentiss	177	642 25	319 71	75 37	1,037 33
Springfield	155	562 42	335 07	—	897 49
Stetson	120	435 42	369 36	—	804 78
Veazie	120	435 42	493 08	—	928 50
Winn	225	816 41	445 59	85 68	1,347 68
Woodville	35	127 00	126 60	—	253 60
PLANTATIONS.					
Drew	71	257 63	219 68	29 75	507 06
Grand Falls	18	65 32	115 81	—	181 13
Lakeville	34	123 37	198 08	—	321 45
Seboeis	27	97 97	137 03	—	235 00
Stacyville	191	693 05	338 92	74 18	1,106 15
Webster	45	163 28	116 39	—	279 67
	24,057	\$87,291 30	\$76,614 48	\$2,843 43	\$166,749 21

PISCATAQUIS COUNTY.

Abbot	211	\$765 62	\$454 30	\$80 13	\$1,300 05
Atkinson	150	544 27	344 64	59 10	948 01
Blanchard	52	188 69	161 95	19 04	369 68
Bowerbank	18	65 32	141 36	—	206 68
Brownville	542	1,966 66	1,208 19	—	3,174 85
Dover	452	1,640 10	1,663 71	—	3,303 81
Foxcroft	496	1,799 75	1,596 77	—	3,396 52
Greenville	437	1,585 67	1,122 16	164 23	2,872 06
Guilford	397	1,440 52	1,283 50	—	2,724 02
Medford	71	257 62	208 03	28 56	494 21
Milo	719	2,608 90	2,030 68	—	4,639 58
Monson	372	1,349 82	748 59	—	2,098 41
Orneville	100	362 85	245 03	33 32	641 20
Parkman	162	587 82	423 58	67 04	1,078 44
Sangerville	356	1,291 76	981 77	130 91	2,404 44
Sebec	162	587 82	394 45	71 80	1,054 07
Shirley	102	370 10	240 78	41 65	652 53
Wellington	95	344 70	253 95	44 43	643 08
Williamsburg	36	130 62	101 07	18 64	250 33
Willimantic	92	333 82	203 78	33 72	571 32
PLANTATIONS.					
Barnard	36	130 62	93 82	11 90	236 34
Elliottsville	17	61 69	174 10	—	235 79
Kingsbury	45	163 28	152 59	—	315 87
Lake View	45	163 28	249 01	—	412 29
	5,165	\$18,741 30	\$14,477 81	\$804 47	\$34,023 58

SAGADAHOC COUNTY.

TOWNS.	Number of scholars.	School and mill fund.	Common school fund.	Equalization fund.	Total.
Arrowsic	34	\$123 37	\$105 64	-	\$229 01
Bath	2,824	10,246 94	11,461 85	-	21,708 79
Bowdoin	281	1,019 62	650 16	\$108 30	1,778 08
Bowdoinham	315	1,142 99	943 59	-	2,086 58
Georgetown	183	664 01	526 53	74 58	1,265 12
Perkins	7	25 40	50 32	-	75 72
Phippsburg	326	1,182 90	826 35	136 07	2,145 32
Richmond	489	1,774 35	1,674 46	-	3,448 81
Topsham	687	2,492 79	2,127 33	-	4,620 12
West Bath	66	239 48	284 46	26 57	550 51
Woolwich	178	645 88	557 26	73 39	1,276 53
	5,390	\$19,557 73	\$19,207 95	\$418 91	\$39,184 59

SOMERSET COUNTY.

Anson	604	\$2,191 62	\$1,484 84	\$245 16	\$3,921 62
Athens	260	943 42	610 68	-	1,554 10
Bingham	292	1,059 53	809 80	115 04	1,984 37
Cambridge	82	297 54	235 32	30 94	563 80
Canaan	226	820 04	590 30	92 82	1,503 16
Concord	75	272 14	173 71	28 56	474 41
Cornville	158	573 31	519 28	61 88	1,154 47
Detroit	103	373 73	288 58	40 86	703 17
Emden	162	587 82	469 49	-	1,057 31
Fairfield	1,239	4,495 74	3,208 44	-	7,704 18
Harmony	197	714 82	492 60	-	1,207 42
Hartland	318	1,153 88	887 41	-	2,041 29
Madison	924	3,352 75	3,287 16	-	6,639 91
Mercer	106	384 62	295 28	45 22	725 12
Moscow	157	569 68	359 81	58 71	988 20
New Portland	286	1,037 75	627 12	107 50	1,772 37
Norridgewock	456	1,654 61	1,238 20	-	2,892 81
Palmyra	272	986 96	675 77	-	1,662 73
Pittsfield	658	2,387 57	2,414 41	-	4,801 98
Ripley	82	297 54	258 70	29 75	585 99
St. Albans	307	1,113 96	782 77	119 80	2,016 53
Skowhegan	1,707	6,193 88	6,134 08	-	12,327 96
Smithfield	122	442 68	373 85	-	816 53
Solon	283	1,026 86	750 52	116 23	1,893 61
Starks	158	573 31	384 27	62 28	1,019 86
PLANTATIONS.					
Bigelow	22	79 83	108 70	-	188 53
Brighton	105	380 99	222 66	-	603 65
Caratunk	64	232 22	206 13	-	438 35
Dead River	28	101 60	138 22	-	239 82
Dennistown	29	105 23	175 53	-	280 76
Flagstaff	53	192 31	143 45	-	335 76
Highland	23	83 45	132 96	-	216 41
Jackman	177	642 25	427 77	-	1,070 02
Lexington	57	206 83	168 69	-	375 52
Mayfield	14	50 80	129 91	-	180 71
Moose River	86	312 05	291 27	-	603 32
Pleasant Ridge	21	76 20	95 76	-	171 96
The Forks	52	188 69	129 42	21 81	339 92
West Forks	48	174 17	181 86	-	356 03
	10,013	\$36,332 38	\$29,904 72	\$1,176 56	\$67,413 66

WALDO COUNTY.

TOWNS.	Number of scholars.	School and mill fund.	Common school fund.	Equalization fund.	Total.
Belfast.....	1,193	\$4,328 82	\$4,482 08	—	\$8,810 90
Belmont.....	100	362 85	222 61	\$33 72	619 18
Brooks.....	180	653 13	505 18	—	1,158 31
Burnham.....	204	740 21	474 54	86 87	1,301 62
Frankfort.....	298	1,081 30	667 64	—	1,748 94
Freedom.....	113	410 02	307 43	49 98	767 43
Islesboro.....	253	918 01	1,307 13	—	2,225 14
Jackson.....	107	388 25	277 32	46 81	712 38
Knox.....	131	475 34	349 78	50 77	875 89
Liberty.....	170	616 85	411 44	—	1,028 29
Lincolnton.....	309	1,121 22	674 20	120 20	1,915 62
Monroe.....	201	729 33	518 94	79 34	1,327 61
Montville.....	217	787 39	563 26	—	1,350 65
Morrill.....	96	348 34	243 63	—	591 97
Northport.....	117	424 54	513 49	—	938 03
Palermo.....	175	634 99	425 58	70 21	1,130 78
Prospect.....	171	620 48	372 46	—	992 94
Searsmont.....	218	791 02	597 02	—	1,388 04
Searsport.....	351	1,273 62	1,225 94	—	2,499 56
Stockton Springs.....	262	950 67	796 60	—	1,747 27
Swanville.....	133	482 59	307 03	53 15	842 77
Thordike.....	176	638 62	427 40	—	1,066 02
Troy.....	183	664 01	485 01	72 59	1,221 61
Unity.....	184	667 64	578 55	78 94	1,325 13
Waldo.....	112	406 40	274 80	48 00	729 20
Winterport.....	410	1,487 70	1,065 45	—	2,553 15
	6,064	\$22,003 34	\$18,074 51	\$790 58	\$40,868 43

WASHINGTON COUNTY.

Addison.....	297	\$1,077 67	\$541 45	\$105 92	\$1,725 04
Alexander.....	153	555 15	227 38	56 33	838 86
Baileyville.....	383	1,389 71	1,439 58	—	2,829 29
Barring.....	76	275 77	187 10	—	462 87
Beddington.....	10	36 29	42 15	5 55	83 99
Brookston.....	71	257 63	150 53	—	408 16
Calais.....	2,278	8,265 77	5,328 38	—	13,594 15
Centerville.....	38	137 89	104 58	—	242 47
Charlotte.....	78	283 03	171 32	—	454 35
Cherryfield.....	466	1,690 89	1,003 85	—	2,694 74
Columbia.....	165	598 70	308 99	67 04	974 73
Columbia Falls.....	206	747 47	396 31	—	1,143 78
Cooper.....	70	254 00	135 58	26 18	415 76
Crawford.....	34	123 37	110 76	—	234 13
Cutler.....	223	809 15	350 00	88 46	1,247 61
Danforth.....	407	1,476 81	905 71	—	2,382 52
Deblois.....	21	76 20	46 86	8 72	131 78
Dennysville.....	145	526 13	319 35	—	845 48
East Machias.....	444	1,611 06	891 61	—	2,502 67
Eastport.....	1,838	6,669 23	3,852 65	—	10,521 88
Edmunds.....	203	736 58	322 43	82 51	1,141 52
Forest City.....	24	87 08	42 34	11 50	140 92
Harrington.....	250	907 13	523 57	111 47	1,542 17
Jonesboro.....	177	642 25	307 81	71 40	1,021 46
Jonesport.....	863	3,131 41	1,495 70	—	4,627 11
Lubec.....	1,292	4,688 05	2,317 60	508 57	7,514 22
Machias.....	635	2,304 11	1,597 74	—	3,901 85
Machiasport.....	410	1,487 70	640 05	167 40	2,295 15
Marion.....	24	87 08	68 15	—	155 23
Marshfield.....	50	181 43	117 82	16 26	315 51
Meddybemps.....	46	166 91	85 08	18 64	270 63
Milbridge.....	506	1,836 03	1,002 99	212 63	3,051 65

WASHINGTON COUNTY—CONCLUDED.

TOWNS.	Number of scholars.	School and mill fund.	Common school fund.	Equalization fund.	Total.
Northfield.....	27	\$97 97	\$77 57	\$11 10	\$186 64
Pembroke.....	498	1,807 01	868 42	191 21	2,866 64
Perry.....	322	1,168 39	551 18	125 75	1,845 32
Princeton.....	369	1,338 93	724 63	145 98	2,209 54
Robbinston.....	220	798 27	397 37	93 22	1,288 86
Roque Bluffs.....	30	108 86	60 85	11 90	181 61
Steuben.....	245	888 98	475 40	90 84	1,455 22
Talmadge.....	34	123 37	90 05	-	213 42
Topsfield.....	92	333 83	214 19	-	548 02
Trescott.....	168	609 59	250 56	69 82	929 97
Vanceboro.....	206	747 47	421 61	86 87	1,255 95
Waite.....	54	195 94	95 77	20 62	312 33
Wesley.....	72	261 26	134 66	27 76	423 68
Whiting.....	116	420 91	235 13	47 60	703 64
Whitneyville.....	81	293 91	154 18	28 56	476 65
PLANTATIONS.					
Codyville.....	24	87 08	110 36	-	197 44
Grand Lake Stream..	122	442 68	250 66	-	693 34
No. 14.....	29	105 23	91 03	-	196 26
No. 21.....	36	130 63	104 43	-	235 06
	14,628	\$53,077 99	\$30,343 47	\$2,509 81	\$85,931 27

YORK COUNTY.

Acton.....	171	\$620 48	\$473 33	\$65 45	\$1,159 26
Alfred.....	186	674 90	573 76	80 13	1,328 79
Berwick.....	522	1,894 09	1,654 29	-	3,548 38
Biddeford.....	6,723	24,394 53	16,633 12	-	41,027 65
Buxton.....	470	1,705 42	1,758 28	-	3,463 70
Cornish.....	223	809 15	639 20	86 87	1,535 22
Dayton.....	95	344 72	349 87	-	694 59
Eliot.....	396	1,436 90	1,088 08	-	2,524 98
Hollis.....	279	1,012 36	981 89	-	1,994 25
Kennebunk.....	730	2,648 82	3,540 58	-	6,189 40
Kennebunkport.....	604	2,191 62	2,369 83	-	4,561 45
Kittery.....	721	2,616 16	1,855 12	282 85	4,754 13
Lebanon.....	321	1,164 76	834 43	122 58	2,121 77
Limerick.....	272	986 96	842 39	-	1,829 35
Limington.....	244	885 35	674 61	-	1,559 96
Lyman.....	153	555 16	578 83	-	1,133 99
Newfield.....	121	439 05	380 77	50 97	870 79
North Berwick.....	444	1,611 06	1,323 03	185 65	3,119 74
Old Orchard.....	228	827 30	1,558 89	-	2,386 19
Parsonsfeld.....	242	878 10	797 99	-	1,676 09
Saco.....	2,169	7,870 26	7,347 04	-	15,217 30
Sanford.....	2,955	10,722 28	7,769 69	-	18,491 97
Shapleigh.....	206	747 47	520 80	74 18	1,342 45
South Berwick.....	899	3,262 05	2,252 54	-	5,514 59
Waterboro.....	267	968 82	778 29	-	1,747 11
Wells.....	590	2,140 83	1,960 31	-	4,101 14
York.....	687	2,492 79	3,847 92	-	6,340 71
	20,918	\$75,901 39	\$63,384 88	\$948 68	\$140,234 95

RECAPITULATION BY COUNTIES.

COUNTIES.	Number of scholars.	School and mill fund.	Common school fund.	Equalization fund.	Total.
Androscoggin	18,250	\$66,220 49	\$57,415 83	\$198 35	\$123,834 67
Aroostook	26,406	95,814 70	56,475 69	6,256 64	158,547 03
Cumberland	30,733	111,515 30	138,163 74	1,277 75	250,956 79
Franklin	5,204	13,882 81	17,142 73	328 84	36,354 38
Hancock	9,990	36,248 92	32,610 71	2,289 66	71,149 29
Kennebec	16,661	60,454 77	55,320 80	1,209 49	116,985 06
Knox	7,326	26,647 85	24,924 47	817 97	52,390 29
Lincoln	4,842	17,569 30	14,258 53	1,449 44	32,277 27
Oxford	9,313	33,792 42	29,349 86	1,307 44	64,449 72
Penobscot	24,057	87,291 30	76,614 48	2,843 43	166,749 21
Piscataquis	5,165	18,741 30	14,477 81	804 47	34,023 58
Sagadahoc	5,390	19,557 73	19,207 95	418 91	39,184 59
Somerset	10,013	36,332 38	29,904 72	1,176 56	67,413 66
Waldo	6,064	22,003 34	18,074 51	790 58	40,868 43
Washington	14,628	53,077 99	30,343 47	2,509 81	85,931 27
York	20,918	75,901 39	63,384 88	948 68	140,234 95
Total	214,960	\$780,051 99	\$677,670 18	\$23,628 02	\$1,481,350 19

TABLE No. XXI.
Showing School Statistics, Unorganized Townships, Year Ending April 1, 1911.

DESIGNATION OF TOWNSHIPS.	COUNTIES.	Number of children of school age.	Number attending school.	Average attendance.	AMOUNTS EXPENDED FOR					
					Wages and board of teachers.	Transportation of children.	Board of children.	Tuition of children.	Fuel, janitors, etc.	Totals.
No. 8, R. 3, W. E. L. S.	Aroostook	14	9	7	\$321 60	-	-	-	\$3 00	\$324 60
No. 7, R. 4, W. E. L. S.	Aroostook	29	20	15	162 00	-	-	-	61 00	223 00
No. 9, R. 4, W. E. L. S.	Aroostook	29	16	14	252 00	-	-	\$115 00	-	367 00
No. 11, R. 4, W. E. L. S.	Aroostook	3	3	3	187 00	-	\$45 00	9 00	8 50	249 50
No. 16, R. 4, W. E. L. S.	Aroostook	5	3	3	200 00	-	-	-	3 00	203 00
No. 17, R. 4, W. E. L. S.	Aroostook	120	65	55	432 00	-	224 00	-	8 00	664 00
A. R. 5, W. E. L. S.	Aroostook	30	20	19	289 00	\$53 60	-	42 80	13 75	399 15
No. 1, R. 5, W. E. L. S.	Aroostook	7	6	5	72 00	-	-	-	4 00	76 00
No. 8, R. 5, W. E. L. S.	Aroostook	2	2	2	-	-	116 00	22 25	-	138 25
No. 17, R. 5, W. E. L. S.	Aroostook	40	33	27	413 00	-	-	-	8 00	421 00
No. 15, R. 6, W. E. L. S.	Aroostook	26	20	17	252 00	-	-	38 70	-	290 70
No. 3, R. 2, (Jerusalem)	Franklin	12	8	7	252 00	-	-	-	5 00	257 00
No. 4, R. 2, B. K. P.	Franklin	12	6	5	360 00	-	-	-	6 50	366 50
No. 4, R. 3, B. K. P.	Franklin	11	7	6	182 00	55 00	-	-	10 00	247 00
No. 1, R. 8, (Skinner)	Franklin	23	16	14	250 00	-	-	-	6 00	256 00
No. 2, R. 8, (Lowelltown)	Franklin	6	6	6	182 00	-	-	-	10 50	192 50
No. 2, R. 6, (Chain Ponds)	Franklin	4	4	3	209 00	-	-	-	-	209 00
Perkins	Franklin	14	12	10	72 00	-	-	-	-	72 00
Washington	Franklin	12	8	7	-	22 00	-	29 00	-	51 00
No. 10	Hancock	9	7	6	-	68 00	3 00	-	-	71 00
No. 28	Hancock	9	8	8	200 45	-	-	-	20 00	220 45
No. 32	Hancock	3	3	3	239 00	36 00	-	-	55 35	330 35
Eagle Island	Hancock	17	12	10	280 00	-	-	-	30 00	310 00
Great Duck Island	Hancock	9	9	7	242 00	-	-	-	24 50	266 50
Marshall's Island	Hancock	6	4	4	80 00	-	-	-	-	80 00
Muscogus Isle	Lincoln	30	30	28	377 00	44 00	-	8 40	41 40	470 80

Andover N. Surplus	Oxford	7	7	6	136 00	-	-	-	10 50	146 50
Bachelor's Gran. t.	Oxford	17	17	16	238 00	-	-	-	19 00	257 00
Fryeburg Academy Grant	Oxford	3	3	3	-	-	121 50	13 50	-	135 00
Letter C	Oxford	3	3	3	42 00	-	-	-	-	42 00
Riley	Oxford	5	3	3	229 50	-	-	-	8 00	237 50
No. 1, R. 6 and 2, R. 7	Penobscot	15	13	12	392 00	140 00	-	-	43 00	575 00
No. 1 N. Division	Penobscot	4	3	3	224 00	112 00	-	-	24 50	360 50
No. 2, R. 6, East District	Penobscot	12	6	6	234 00	-	-	-	46 50	280 50
No. 2, R. 6, West District	Penobscot	39	25	22	262 00	-	-	-	10 60	272 60
No. 6, R. 7	Penobscot	4	3	3	195 00	-	48 00	2 80	-	245 80
A, R. 8 and 9	Penobscot	26	22	13	321 00	-	-	-	21 45	342 45
No. 3, Indian Township	Penobscot	11	10	9	396 40	-	-	-	32 25	428 65
Mattamiscotis	Penobscot	3	2	2	122 00	-	18 00	-	20 75	160 75
No. 3, R. 5, (Little Squaw Mt.)	Piscataquis	13	12	12	-	-	-	79 69	-	79 69
No. 2, R. 6, (Squaw Mt.)	Piscataquis	6	6	6	436 00	-	-	-	-	436 00
Day's Academy Grant	Piscataquis	6	4	4	80 00	-	-	-	-	80 00
No. 5, R. 9	Piscataquis	3	3	3	-	140 00	-	14 25	-	154 25
No. 6, R. 9, (K. I. Works)	Piscataquis	6	5	4	355 00	-	-	-	9 00	364 00
No. 6, R. 9, (Mooresville District)	Piscataquis	5	5	5	247 00	-	-	-	-	247 00
No. 7, R. 9	Piscataquis	4	3	3	-	-	120 00	18 00	-	138 00
A, R. 12	Piscataquis	2	1	1	84 00	-	-	-	-	84 00
A, R. 13	Piscataquis	3	3	3	81 95	-	-	-	4 00	85 95
No. 5, R. 13, (Chesuncook)	Piscataquis	22	16	15	830 55	-	-	-	61 50	892 05
No. 3, R. 15, (N. E. Carry)	Piscataquis	5	5	4	534 40	-	-	-	-	534 40
Malaga Island	Sagadahoc	14	13	12	299 00	-	-	-	5 00	304 00
No. 1, R. 1, (Rockwood Strip)	Somerset	37	28	23	492 00	2 85	-	-	18 50	513 35
No. 3, R. 1, (Long Pond)	Somerset	53	50	39	658 00	-	-	-	27 00	685 00
No. 6, R. 1, (Holeb)	Somerset	12	12	11	135 00	-	-	-	6 50	141 50
No. 2, R. 3, (Spaulding Town)	Somerset	12	7	6	93 35	-	-	-	6 65	100 00
No. 4, R. 3, (Bald Mt.)	Somerset	5	4	4	-	-	-	39 00	-	39 00
No. 1, R. 4, (Bowtown)	Somerset	13	6	3	111 50	-	-	10 40	8 50	130 40
No. 2, R. 4, (E. Moxie)	Somerset	2	2	2	-	5 70	-	-	-	5 70
No. 2, R. 4, W. K. R.	Somerset	3	2	-	-	-	57 00	9 50	-	66 50
No. 1, R. 5, (Moxie Gore)	Somerset	9	7	6	-	182 00	-	105 70	-	287 70
No. 1, R. 6, (Indian Town)	Somerset	10	8	8	-	147 33	-	58 40	-	205 73
No. 1, R. 6, (Chase Stream)	Somerset	2	1	1	-	19 80	-	9 10	-	28 90
Million Acre Gore	Somerset	8	7	7	466 00	-	-	-	-	466 00
Sand Bar Tract	Somerset	2	2	2	180 00	-	-	-	8 00	188 00
Lambert Lake	Washington	28	25	21	259 00	-	-	-	36 00	295 00
No. 10, R. 3	Washington	10	10	10	401 00	-	-	-	47 95	448 95
Kossuth	Washington	20	18	15	582 00	-	-	-	68 00	650 00
No. 31	Washington	2	2	2	126 00	-	-	-	-	126 00
		948	722	626	\$14,749 70	\$1,028 28	\$752 50	\$625 49	\$861 65	\$18,017 62

TABLE No. XXII.

Showing Statistics on Union Supervision of Schools for the Year Ending July 1, 1911.

TOWNS	Year of formation.	Number of schools.	School population.	NAME OF SUPERINTENDENT.	ADDRESS.	Term of office.	Total annual salary.	Apportionment of town.	Apportionment of State.
Bowdoinham and Richmond	1909	23	804	Walton S. Adams	Richmond	2 years.	\$1,200	\$400	\$800
Bingham, Caratunk, Concord, Moscow, The Forks and West Forks	1907	26	688	Charles E. Ball	Bingham	3 years.	1,250	450	800
Eastport and Lubec	1903	42	130	Fred Benson	Eastport	1 year.	1,250	450	800
Eddington, Holden and Orrington	1909	20	778	Blanche K. Blake	South Orrington	2 years.	900	300	600
Crystal, Island Falls and Sherman	1911	23	1,071	Fred W. Burrill	Island Falls	1 year.	1,200	400	800
Buxton and Standish	1908	27	912	Charles L. Clement	West Buxton	1 1/2 years.	1,050	350	700
Houlton and Littleton	1909	33	2,204	William F. Coan	Houlton	1 year.	1,800	1,000	800
Hurricane Isle, Isle au Haut and Vinalhaven	1911	20	882	Tyler M. Coombs	Vinalhaven	3 years.	1,200	400	800
Brunswick and Topsham	1909	48	2,812	John A. Cone	Brunswick	1 year.	1,550	750	800
Fort Kent, New Canada, St. Francis, St. John and Wallagrass	1911	41	2,654	Joseph F. Cyr	Fort Kent	1 year.	1,050	350	700
Hanover and Rumford	1911	41	1,954	W. H. S. Ellingwood	Rumford	1 year.	1,800	1,000	800
Benton and Winslow	1909	23	1,315	Clarence N. Flood	9 Stobie St., Waterville	2 years.	1,200	400	800
Anson, Kingfield and New Vineyard	1911	27	999	John W. Foster	North Anson	1 year.	1,125	375	750
Lisbon and Webster	1908	35	1,536	Roscoe G. Frame	Lisbon Falls	1 year.	1,200	400	800
Caribou and Limestone	1908	51	2,632	L. W. Gerrish	Caribou	1 year.	1,550	750	800
Argyle, Bradley, Greenbush, Milford and Passadumkeag	1911	23	794	Gertrude E. Gifford	Costigan	1 year.	750	250	500
Gouldsboro, Sorrento, Sullivan and Winter Harbor	1910	26	844	A. W. Gordon	West Gouldsboro	2 years.	1,200	400	800
Harrington, Milbridge and Steuben	1910	33	1,001	George M. D. Grant	Milbridge	1 year.	900	300	600
Addison, Jonesboro and Jonesport	1911	34	1,327	Reginald F. Harmon	Jonesport	3 years.	1,250	450	800
Cyr Plantation and Van Buren	1911	28	1,141	J. Adolph Hebert	Van Buren	1 year.	855	285	570
Norway and Waterford	1909	34	960	Emil O. Hermis	Norway	1 year.	1,250	450	800
Fairfield and Oakland	1907	35	1,758	W. O. Hersey	Fairfield	1 year.	1,400	600	800
Athens, Concord, Harmony and Solon	1911	37	815	G. C. Hight	Athens	1 year.	1,200	400	800
Hallowell and Winthrop	1908	32	1,250	Orin M. Holman	Hallowell	1 year.	1,300	500	800
Beddington, Cherryfield and Columbia Falls	1910	20	682	Frances C. Jewett	Cherryfield	1 year.	861	287	574
Gorham and Westbrook	1908	47	3,460	Prescott Keyes	Westbrook	1 year.	2,000	1,200	800

Paris and Woodstock	1909	35	978	H. C. Knight	South Paris	1	year.	1,300	500	800
Belfast and Searsport	1909	32	1,544	Alonzo J. Knowlton	Belfast	1	year.	1,500	700	800
Kennebunk and Kennebunkport	1910	30	1,334	J. W. Lambert	Kennebunk	1	year.	1,400	600	800
Castle Hill, Mapleton, Wade Pl. and Washburn	1910	34	1,159	R. J. Libby	Washburn	1	year.	1,200	400	800
Cumberland and Falmouth	1910	21	757	D. W. Lunt	Portland, R. F. D. 4	1	year.	900	300	600
East Millinocket, Millinocket and Patten	1908	28	1,822	W. M. Marr	Patten	1	year.	1,300	500	800
Frankfort, Monroe and Winterport	1910	27	909	R. W. Martin	Winterport	1	year.	1,200	400	800
Cornish, Limington, Parsonsfield and Porter	1910	32	923	Wm. C. McCue	Cornish	2	years.	1,200	400	800
Bluehill, Brooklin and Sedgwick	1907	36	932	Frank McGouldrick	Bluehill	1	year.	1,300	500	800
Freeport, North Yarmouth and Yarmouth	1910	35	1,525	Herbert M. Moore	Yarmouth	1	year.	1,300	500	800
Burnham, Canaan and Clinton	1911	27	726	James G. Morrell	Clinton	1	year.	1,110	370	740
New Sweden, Stockholm and Woodland	1910	23	1,040	James S. Norton	Stockholm	1	year.	1,200	400	800
Camden and Thomaston	1909	24	1,234	B. E. Packard	Camden	2	years.	1,500	700	800
Deer Isle and Stonington	1911	29	1,118	William H. Patten	Deer Isle	3	years.	1,300	500	800
Brewer, Hampden and Veazie	1909	44	2,401	Charles N. Perkins	Brewer	1	year.	1,600	800	800
Madison and Skowhegan	1908	49	2,631	D. H. Perkins	Skowhegan	3	years.	1,700	900	800
Farmington and Wilton	1907	34	1,407	I. C. Phillips	Farmington	1	year.	1,500	700	800
Baileville, Baring and Calais	1909	35	2,737	J. M. Pike	Calais	1	year.	1,400	600	800
Corinna and Newport	1910	23	723	H. D. Ridlon	Corinna	1	year.	1,200	400	800
Blaine, Bridgewater and Mars Hill	1909	30	1,460	L. W. Robbins	Mars Hill	1½	years.	1,200	400	800
Hartland, Palmyra and St. Albans	1911	31	897	Frank L. Rowell	Hartland	1	year.	1,200	400	800
Brownville and Milo	1910	26	1,261	F. E. Russell	Milo	1½	years.	1,550	750	800
Dexter and Garland	1910	33	1,195	Leland A. Ross	Dexter	1	year.	1,400	600	800
Boothbay and Boothbay Harbor	1908	26	1,132	H. I. Smith	Boothbay Harbor	2½	years.	1,200	400	800
Alfred and Sanford	1909	34	3,141	Isaac A. Smith	Sanford	1	year.	1,500	700	800
China and Vassalboro	1908	22	840	Glenn W. Starkey	North Vassalboro	3	m'ths	1,200	400	800
Albion, Thordike and Unity	1909	22	634	C. A. Stetson	Albion	2	years.	858	286	572
Abbot, Blanchard and Monson	1908	21	635	Agnes E. Steward	Monson	1	year.	690	230	460
Rockland and Rockport	1911	39	2,416	Giles A. Stuart	Rockland	1	year.	2,000	1,200	800
Buckfield, Hartford and Hebron	1911	24	539	M. A. Sturtevant	Buckfield	1	year.	1,125	375	750
Dover and Foxcroft	1903	25	948	W. H. Sturtevant	Dover	1	year.	1,000	334	666
Bradford, Charleston, Hudson and Kenduskeag	1910	23	750	John S. Tapley	Charleston	1	year.	1,200	404	796
Union and Warren	1909	26	713	W. M. Teague	Warren	2	years.	1,050	350	700
Grand Isle, Frenchville, Madawaska and St. Agatha	1908	50	2,471	J. H. Theriault	Lille	5	m'ths	1,200	400	800
Easton and Fort Fairfield	1908	44	2,169	Elizabeth E. Thompson	Fort Fairfield	1	year.	1,500	700	800
Farmingdale and Gardiner	1907	24	1,685	Charles O. Turner	Gardiner	3	years.	1,300	500	800
Bridgton and Harrison	1909	25	908	Charles S. Walker	Bridgton	1	year.	1,200	400	800
Greenville and Sangerville	1910	22	793	Cliifton E. Wass	Sangerville	3	years.	1,200	400	800
Ashland, Masardis and Portage	1910	22	1,151	Florent Whitmore	Ashland	1	year.	1,200	400	800
Mt. Desert, Southwest Harbor and Tremont	1911	32	1,184	L. E. Williams	Southwest Harbor	2½	years.	1,500	700	800
Canton and Turner	1908	21	638	W. B. Woodbury	Turner	1	year.	1,200	400	800
Old Town and Orono	1910	44	3,070	D. Lyman Wormwood	Old Town	1	year.	1,750	950	800
Total		2,093	94,943					\$86,624	\$34,746	\$51,878

Summary of Statistics on Union Supervision of Schools.

Total number of unions, July 1, 1911	68
Number of towns comprising unions	180
Number of unions formed in 1903	2
" " " " " " " " 1907	5
" " " " " " " " 1908	13
" " " " " " " " 1909	16
" " " " " " " " 1910	17
" " " " " " " " 1911	15
Total number of schools in towns comprising school unions	2,093
Total school population in towns comprising school unions	94,943
Number of superintendents elected for 3 years	7
" " " " " " " " 2½	1
" " " " " " " " 2½	1
" " " " " " " " 2	8
" " " " " " " " 1½	3
" " " " " " " " 1 year	46
" " " " " " " " 5 months	1
" " " " " " " " 3	1
Number of unions paying a salary of \$2,000	2
" " " " " " " " 1,800	2
" " " " " " " " 1,750	1
" " " " " " " " 1,700	1
" " " " " " " " 1,600	1
" " " " " " " " 1,550	3
" " " " " " " " 1,500	6
" " " " " " " " 1,400	4
" " " " " " " " 1,300	7
" " " " " " " " 1,250	4
" " " " " " " " 1,200	22
" " " " " " " " 1,125	2
" " " " " " " " 1,110	1
" " " " " " " " 1,050	3
" " " " " " " " 1,000	1
" " " " " " " " 900	3
" " " " " " " " 861	1
" " " " " " " " 858	1
" " " " " " " " 855	1
" " " " " " " " 750	1
" " " " " " " " 690	1
Total amount of annual salaries of superintendents of unions	\$86,624
Total amount of apportionment of towns	34,746
Total amount of apportionment of State	51,878

TABLE No. XXIII.

Showing the Statistics of Teachers' Conventions for the
Year Ending July 1, 1911.

CONVENTION.	PLACE OF MEETING.	DATE.	Attendance.
State.....	Bangor.....	October 27, 28.....	1,786
Androscoggin.....	Lewiston.....	January 20.....	305
Aroostook.....	Teachers' Institutes at		
	Caribou.....	October 4.....	400
	Fort Kent.....	September 29, 30.....	
	Houlton.....	October 6.....	
	Mars Hill and Blaine.....	October 5.....	
	New Sweden.....	October 3.....	
	Van Buren.....	October 3.....	
Cumberland.....	Portland.....	March 13.....	416
Franklin.....	Farmington.....	February 3.....	356
Hancock.....	Bluehill.....	June 2.....	200
Kennebec.....	Waterville.....	April 3.....	350
Knox.....	Camden.....	April 21.....	200
Lincoln.....	Wiscasset.....	November 4.....	92
Eastern Penobscot.....	Lee.....	May 8.....	198
Piscataquis.....	Milo.....	May 5.....	175
Sagadahoc.....	Richmond.....	April 14.....	215
Eastern Somerset.....	Hartland.....	May 1.....	65
Western Somerset.....	Norridgewock.....	May 29.....	86
Western Somerset.....	Madison.....	September 17.....	137
Waldo.....	Searsport.....	May 19.....	200
Southern York.....	Eliot.....	January 27.....	100
Saco Valley.....	North Conway, N. H.....	May 11, 12.....	50
York.....	Saco.....	November 18.....	320



INDEX.

(A appearing before numbers indicates that the pages are to be found in the appendix.)

A.

	PAGES
Academies	A 168-184
summary and comparative statements.....	9-10
Addresses, abstracts of	53-74
Amount available per scholar for common school purposes A	68-89
raised per scholar by local taxation.....	A 68-89
Androscoggin county.....	A 2, 24, 46, 68, 90, 112, 134, 185, 196
Apparatus and appliances, amount raised and expended for A	90-111
amount expended by academies	
for	A 174-175
Appropriations, common school fund	A 68-89
general school purposes	A 90-111
Approved courses of study, secondary schools having.....	A 182-184
Aroostook county	A 3, 25, 47, 69, 91, 113, 135, 185, 196
State Normal School, report of	46-48
Assets, academies	A 172-173
Attendance, academies	9, A 170-171, 176-177
common schools	A 2-23
free high schools	9, A 156-161
normal schools, comparative summary of.....	50
of resident pupils of contract towns.....	A 168-169
schools in unorganized townships.....	14, A 208-209
teachers' meetings	A 213
Average attendance in common schools	A 2-23
wages academy teachers	A 170-171
common school teachers	A 46-67
high school teachers	A 156-161

B.

Blind persons between five and twenty-one years, number of A	185-195
Board of children in common schools, amount expended for A	68-89
in unorganized townships, amount ex-	
pended for	A 208-209

C.

	PAGE
Castine, summer school at	18-19
Certificates, state	15-17
Character of schools, comparative summary of	2
City schools, number of	A 24-45
registered in	A 2-23
Classes, enrollment of resident pupils of contract towns by..	A 168-169
in academies, enrollment by	A 176-177
free high schools, enrollment by	A 162-167
College coöperation with secondary schools	13-14
entrance requirements	11-13
Common schools, comparative summary of	1-2
school fund	A 196-207
amount received from	A 134-153
appropriation and expenditure of....	A 68-89
purposes, aid paid by state for.....	A 196-207
statistics	A 2-155
Comparative summary common schools	1-2
normal school attendance	50
Comparison of items of common schools 1911-1910.....	A 154
1911-1901.....	A 155
Condition of schoolhouses	2, A 24-45
Cone, John A., address of	53-59
Continued in same school, common school teachers.....	A 46-67
Contracting with academies, towns	A 168-169
Conventions, teachers'	A 213
Conveyance, amount expended for	A 68-89
The Problem of	70-74
Conveyed, number of pupils	A 2-23
Cost of instruction, figure showing.....	8
new schoolhouses	A 24-45
County teachers' meetings	A 213
Courses in academies, attendance in.....	A 170-171, 176-177
free high schools, enrollment by.....	A 162-167
Course of study, schools not using	A 24-45
Cumberland county	A 5, 27, 49, 71, 93, 115, 137, 187, 198
Curriculum, development of	10-11

D.

Dates of teachers' meetings	A 213
Demands upon secondary schools	10
Different pupils, number of	A 2-23
Discontinued schools	A 24-45
Distribution of pupils in common schools.....	A 112-133

E.

	PAGE
Ears and eyes, examination of	A 185-195
Eastern State Normal School, report of.....	40-42
Educational meetings	22-30, A 213
Elementary schools	1-6, A 2-155
Endowment, academies	A 172-173
Enrollment by classes and courses in academies.....	A 176-177
free high schools	A 162-167
in common schools	A 2-23
of resident pupils of contract towns.....	A 168-169
schools in unorganized townships.....	14
Equalization fund	A 196-207
of school opportunity	32-33
Establishment of academies, dates of	A 170-171
Evening schools, number registered in	A 2-23
Examination of eyes and ears	A 185-195
for state certificates	15-17
Expenditures common school fund	A 68-89
schools, comparative summary of...	2
free high schools	A 156-161
general school purposes	A 90-111
of academies	A 174-175
schools in unorganized townships	A 208-209
Experience, number of common school teachers having....	A 46-67
Eyes and ears, examination of	A 185-195

F.

Farmington State Normal School, report of.....	38-40
state summer school at	18
Fees, income of academies from	A 172-173
Female teachers, academies	A 170-171
common schools	A 46-67
free high schools	A 156-161
Figure showing cost for instruction	8
increase in salaries	7
length of school year	3
training of teachers.....	4
Financial statement, academies	A 178
Fiscal statement, normal schools and training school.....	51-52
Flags, number of schoolhouses supplied with.....	A 24-45
Fort Kent, summer school at	21
Franklin county	A 7, 29, 51, 73, 95, 117, 138, 187, 198

	PAGE
Free high schools having approved courses of study..... A	182-183
school statistics	156-167
schools, summaries and comparative statements of	9
text-books, amount raised and expended for..... A	90-111
Fuel, amount expended for	68-89
schools in unorganized townships, amount expended for	208-209

G.

Gifts, income of academies from	A 172-173
Gorham, summer school at	19-20
Graded schools, number of	A 24-45
Grades, pupils enrolled in	A 112-133
Graduates of normal schools, number of teachers	A 46-67
Greater Public Service from the Public High School.....	63-66
Grounds and buildings, academies, value of..... A	172-173

H.

Hancock county	A 8, 30, 52, 74, 96, 118, 139, 187, 199
Hearing and sight, examination of..... A	185-195
High schools (see also free high schools).....	6-14

I.

Income of academies	A 172-173
Incorporation of academies, dates of..... A	170-171
Increase of school year	5
Industrial education	31-32
Institutes	A 168-184
Insurance, amount raised and expended for..... A	90-111
Invested funds, income of academies from..... A	172-173

J.

Janitors of schools in unorganized townships, amount ex- pended for	A 208-209
Janitors' services, amount expended by academies for..... A	174-175
in common schools for A	68-89

K.

Kennebec county	A 9, 31, 53, 75, 97, 119, 140, 188, 200
Kindergartens, pupils enrolled in	A 112-133
Knowlton, A. J., address of	63-66
Knox county	A 11, 33, 55, 77, 99, 121, 141, 189, 200

L.

	PAGE
Length of schools, comparative summary of	1
school year, figure showing.....	3
terms common schools	A 2-23
Libraries, comparative summary of	2
number of schools having	A 24-45
Lincoln county	A 12, 34, 56, 78, 100, 122, 142, 189, 201
Local taxation, amount raised by	A 134-153
per scholar by	A 68-89

M.

Machias, summer school at	20-21
Madawaska Training School, report of.....	● 49-50
Maine State Teachers' Association	25-26, A 213
Male teachers, academies	A 170-171
common schools	A 46-67
free high schools	A 156-161
Mallett, W. G., normal school report of.....	38-40
summer school report of.....	18
Meetings, educational	22-30
teachers'	A 213
Medical inspection	30-31, A 185-195
Merriman, S. L., normal school report of	46-48

N.

New buildings, amount raised and expended for.....	A 90-111
schoolhouses	A 24-45
Normal schools, number of teachers graduates of.....	A 46-67
and training schools	31, 38-52
Nowland, Mary P., summer school report of.....	21
training school report of	49-50
Number academies	9-10
free high schools	9
persons of school age	A 2-23, 106-207
schoolhouses, comparative summary of	2
schools, comparative summary of	2
schools in unorganized townships	14
weeks, academies	A 170-171
free high schools	A 156-161

O.

One room rural schools, number of	A 24-45
Overdraft, academy funds	A 174-175
common school fund	A 68-89
Oxford county	A 13, 34, 57, 79, 101, 123, 143, 190, 201

P.

	PAGE
Parochial schools, number registered in.....	A 2-23
Penobscot county	A 14, 36, 58, 80, 102, 124, 144, 191, 202
Percentage of valuation raised for common school purposes	A 134-143
Perkins, Charles N., address of	66-70
Physical Education and Secondary School Athletics.....	53-59
Piscataquis county	A 16, 38, 60, 82, 104, 126, 146, 192, 203
Places of teachers' meetings	A 213
Powers, W. L., normal school report of	48-49
summer school report of	20-21
Private or parochial schools	A 2-23
Progress secondary schools	10
Property of academies, value of	A 172-173

R.

Raised by towns for common school purposes.....	A 68-89
free high schools	A 156-161
Receipts free high schools	A 156-161
Registration academies	A 170-171, 176-177
common schools	A 2-23
free high schools	A 156-167
Repairs, amount expended by academies for	A 174-175
raised and expended for.....	A 90-111
Report of state normal schools	38-49
Madawaska Training School	49-50
the University of Maine	34-38
Resources common school fund	A 68-89
schools, comparative summary of.....	2
free high schools	A 156-161
general school purposes	A 90-111
of towns contracting with academies.....	A 168-169
Retarded Pupils, The Cost to the Individual and to the Community	60-63
Richardson, A. F., normal school report of.....	40-42
summer school report of	18-19
Rural schools, number of	A 24-45
registered in	A 2-23
Russell, Walter E., normal school report of.....	42-46
summer school report of.....	19-20

S.

Sagadahoc county	A 17, 39, 61, 83, 105, 127, 147, 192, 204
Salaries, common schools	5
figure showing increase in.....	7
of union superintendents	A 210-212

	PAGE
School age in unorganized townships, number of children of A	208-209
number of persons of.....A	2-23, 196-207
and mill fund	A 196-207
attendance, comparative summary of	I
improvement leagues, number of schools having... A	24-45
physicians, number of	A 185-195
property, improvement of.....	6
estimated value of	A 24-45
statistics showing character of..... A	24-45
revenue	6
year, increase of	5
Schoolhouses	A 24-45
comparative summary of	2
Scholars, comparative summary of	I
Schooling of children in unorganized townships..... A	208-209
Schools in unorganized townships	14-15
number of	A 24-45
statistics showing character of..... A	24-45
Secondary schools	6-14
having approved courses of study..... A	182-184
school statistics	A 156-184
Sight and hearing, examination of	A 185-195
Speakers at teachers' meetings	22-26
Special conditions, schooling of children in unorganized townships	14
Somerset county	A 17, 39, 61, 83, 105, 127, 147, 192, 204
Standard high schools	A 182-184
State aid to academies	A 174-175
certificates, number of teachers holding	A 46-67
examinations	15-17
normal and training schools	31
summer schools	17-21
teachers' meetings	25-26
Statistical summary, schools in unorganized townships.....	14
Summaries and comparative statements, academies.....	9-10
free high schools	9
of county tabulations A	23, 45, 67, 89, III, I33, I53, 195, 207
Summer schools	17-21
number of teachers attending..... A	46-67
Superintendence, amount raised and expended for..... A	90-III
of schools through union of towns..... A	210-212
grade certificates	17
Superintendents of school unions	A 210-212
Superintendents' Conference	26-30
Suspended schools, number of	A 24-45

T.

	PAGE
Taking and Using the School Census	66-70
Teachers, academies	10, A 170-171
comparative summary of	I
free high schools	9, A 156-161
in common schools	A 46-67
in unorganized townships	14
Teachers' certificates	16
convention	A 213
institutes	22-25
meetings, number of teachers who have attended	A 46-67
wages, amount expended by academies for.....	A 174-175
in common schools for	A 68-89
Terms of office of union superintendents.....	A 210-212
Text-books, amount expended by academies for.....	A 174-175
raised and expended for.....	A 90-111
comparative summary of	2
Towns contracting with academies.....	A 168-169
Training of teachers, figure showing.....	4
Transportation in unorganized townships, amount expended for	A 208-209
Transportation of common school pupils	A 2-23, 68-89
Tuition and board, amount expended for.....	A 68-89
free high schools, amount received from	A 156-161
income of academies from	A 172-173
of children in unorganized townships, amount ex- pended for	A 208-209
Turner, Charles O., address of	70-74

U.

Unexpended balance, academy funds	A 174-175
common school fund	A 68-89
Ungraded schools, pupils enrolled in	A 112-133
Union school supervision	30
supervision of schools	A 210-212
University of Maine	31
report of	34-38
Unorganized townships	14-15, A 208-209

V.

Valuation of towns	A 134-153
Value of improvements not paid for by towns.....	A 24-45
school property	A 24-45
Village schools, number of	A 24-45
registered in	A 2-23

W.

	PAGE
Wadsworth, F. G., address of	60-63
Wages and board of teachers, amount expended for..... A	68-89
in unorganized townships,	
amount expended for.... A	208-209
of academy teachers	A 170-171
Waldo county	A 19, 41, 63, 85, 107, 129, 149, 193, 205
Washington county	A 20, 42, 64, 86, 108, 130, 150, 194, 205
State Normal School, report of.....	48-49
Western State Normal School, report of.....	42-46

Y.

York county	A 21, 44, 66, 88, 110, 132, 152, 195, 206
-------------------	---