

MAINE STATE LEGISLATURE

The following document is provided by the
LAW AND LEGISLATIVE DIGITAL LIBRARY
at the Maine State Law and Legislative Reference Library
<http://legislature.maine.gov/lawlib>



Reproduced from scanned originals with text recognition applied
(searchable text may contain some errors and/or omissions)

PUBLIC DOCUMENTS OF MAINE

1911

BEING THE



ANNUAL REPORTS

OF THE VARIOUS


DEPARTMENTS AND INSTITUTIONS

For the Year 1910.


VOLUME IV.

AUGUSTA
KENNEBEC JOURNAL PRINT
1911

ANNUAL REPORT
OF THE
TREASURER
OF THE
STATE OF MAINE
FOR THE
Fiscal Year Ending December 31, 1910



AUGUSTA
KENNEBEC JOURNAL PRINT
1911



ROSTER OF TREASURERS OF STATE, 1820-1911.

NAME.	RESIDENCE.	Term of Office.
JOSEPH C. BOYD.....	Portland.....	1820-1823
ELIAS THOMAS, <i>Com'r</i>	Portland.....	1823-1824
ELIAS THOMAS.....	Portland.....	1824-1828
MARK HARRIS.....	Portland.....	1829-1829
ELIAS THOMAS.....	Portland.....	1829-1831
A. B. THOMPSON.....	Brunswick.....	1831-1832
MARK HARRIS.....	Portland.....	1832-1835
ASA REDINGTON, <i>Jr</i>	Augusta.....	1835-1837
DANIEL WILLIAMS, <i>Com'r</i>	Augusta.....	1837-1838
JAMES B. CAHOON.....	Portland.....	1838-1839
JEREMIAH GOODWIN.....	Alfred.....	1839-1840
DANIEL WILLIAMS.....	Augusta.....	1840-1841
SANFORD KINGSBURY.....	Kingsbury.....	1841-1842
JAMES WHITE.....	Belfast.....	1842-1847
MOSES McDONALD.....	Limerick.....	1847-1850
SAMUEL CONY.....	Augusta.....	1850-1855
WOODBURY DAVIS.....	Belfast.....	1855-1855
J. A. SANBORN, <i>Com'r</i>	Readfield.....	1855-1856
ISAAC REED.....	Waldoboro.....	1856-1857
BENJAMIN D. PECK.....	Portland.....	1857-1860
NATHAN DANE.....	Alfred.....	1860-1865
N. G. HICHBORN.....	Stockton.....	1865-1869
WILLIAM CALDWELL.....	Augusta.....	1869-1874
SILAS C. HATCH.....	Bangor.....	1874-1877
ESREFF H. BANKS.....	Biddeford.....	1877-1879
CHARLES A. WHITE.....	Gardiner.....	1879-1880
SAMUEL A. HOLBROOK.....	Freeport.....	1880-1885
EDWIN C. BURLEIGH.....	Bangor.....	1885-1888
GEORGE L. BEAL, <i>Com'r</i>	Norway.....	1888-1889
GEORGE L. BEAL.....	Norway.....	1889-1895
F. MARION SIMPSON.....	Carmel.....	1895-1901
ORAMANDAL SMITH.....	Litchfield.....	1901-1907
PASCAL P. GILMORE.....	Bucksport.....	1907-1911




TABLE OF CONTENTS.

- Table No. 1. Monthly footings of receipts and expenditures during the year 1910 as shown by cash book.
- " 2. Receipts as credited to the various ledger accounts during the year 1910.
- " 3. Expenditures as charged to the various ledger accounts during the year 1910.
- " 4. Resources of the State.
- " 5. Liabilities of the State.
- " 6. Tax assessed on savings banks.
- " 7. Tax assessed on trust and banking companies.
- " 8. Tax assessed on loan and building associations.
- " 9. Tax assessed on railroad companies.
- " 10. Tax assessed on telegraph companies.
- " 11. Tax assessed on telephone companies.
- " 12. Tax assessed on express companies.
- " 13. Tax assessed on insurance companies.
- " 14. Tax assessed on collateral inheritances.
- " 15. Apportionment of railroad and telegraph tax to the several cities and towns.
- " 16. Dog licenses received from the several cities and towns, and claims paid for damage by dogs and wild animals.
- " 17. Amount received from land office.
- " 18. Apportionment of school and mill fund to the several cities and towns, and the amount of State tax assessed upon each, for the year 1910.

TREASURY DEPARTMENT.

Treasurer of State, PASCAL P. GILMORE, Bucksport.

Chief Clerk, MELVIN W. WISWELL, Brewer.

Clerks, ANNIE M. CLANCY, Augusta.
WILLIAM R. BEAZLEY, Augusta.
HAROLD S. BURRILL, Dedham.

January 2, 1911.

ANNUAL REPORT
FOR THE
FISCAL YEAR ENDING DECEMBER 31, 1910.

STATE OF MAINE.

TREASURER'S OFFICE,
AUGUSTA, January 2, 1911.

To the Legislature of Maine:

GENTLEMEN:—Agreeable to Section four, Article five of the Constitution of this State, I herewith submit my annual report of the receipts and expenditures of the State Government for the fiscal year ending December 31, 1910, together with a concise summary of a few other important matters of general public interest.

BONDED DEBT.

No bonds were paid this year, as those maturing in 1910 were previously redeemed, as provided by Chapter 6, Private and Special Laws of 1903.

TAXES.

All State taxes assessed against the several cities, towns and organized plantations for 1909 have been adjusted in full.

RECEIPTS AND EXPENDITURES, TOGETHER WITH CASH
BALANCES AT CLOSE OF EACH YEAR.

YEAR.	RECEIPTS.	EXPENDITURES.	CASH BALANCES.
1901	\$2,392,022 86	\$2,293,064 70	\$297,837 17
1902	2,414,385 82	2,273,330 31	438,892 68
1903	2,550,343 93	2,351,558 23	637,678 38
1904	2,308,015 37	2,700,553 84	245,139 91
1905	2,608,608 07	2,423,502 02	430,245 96
1906	2,683,760 66	2,516,035 60	597,971 02
1907	3,306,733 24	3,425,236 80	479,467 46
1908	2,991,519 24	2,902,452 26	568,534 44
1909	3,396,850 83	3,889,561 72	75,823 55
1910	4,030,356 41	3,970,457 70	135,722 26

DISTRIBUTION OF INCOME RECEIVED FROM DIRECT
TAXATION.

Total valuation of State for 1910.....	\$428,252,465 00
Total State tax assessed for 1910.....	\$2,143,156 45
Rate of taxation, 5 mills.	

Distributed as follows:

3 mills for schools, Sec. 123 of Chap. 15, R. S., as amended by Chap. 177 and 198 of the Public Laws of 1909.....	\$1,284,757 39
¾ mills for highways, Chap. 69, Public Laws 1909....	321,189 34
1-10 mill for militia, Sec. 88 of Chap. 205, Public Laws 1909	42,825 24
1 3-20 mills for general expenses	492,490 33
— Poll tax	1,894 15
5 mills	\$2,143,156 45

The following tabular statement shows the outstanding bonds of the State issued under the Refunding Act of 1889, bearing interest at rate of three per cent. and payable at either Boston or Augusta:

LOAN OF JUNE 1-1864.

CLASS.	DATE OF MATURITY.	AMOUNT.
Class B.....	June 1-1911.....	\$2,000 00
Class C.....	June 1-1914.....	50,000 00
Class C.....	June 1-1915.....	40,000 00
Class C.....	June 1-1920.....	40,000 00
Class C.....	June 1-1921.....	50,000 00
		\$182,000 00

LOAN OF OCTOBER 1-1869.

CLASS.	DATE OF MATURITY.	AMOUNT.
Class B.....	October 1-1911.....	\$20,000 00
Class C.....	October 1-1912.....	28,000 00
Class C.....	October 1-1913.....	28,000 00
Class C.....	October 1-1914.....	28,000 00
Class C.....	October 1-1915.....	28,000 00
Class C.....	October 1-1916.....	28,000 00
Class C.....	October 1-1918.....	10,000 00
Class C.....	October 1-1919.....	21,000 00
Class C.....	October 1-1920.....	16,000 00
Class C.....	October 1-1921.....	28,000 00
Class D.....	October 1-1922.....	3,000 00
Class D.....	October 1-1923.....	3,000 00
Class D.....	October 1-1924.....	3,000 00
Class D.....	October 1-1925.....	3,000 00
		\$247,000 00

SCHOOL FUNDS.

The regular School and Mill Fund is derived from a tax of one and one-half mills on the total valuation of the State, six per cent. interest on the permanent school fund, and one-half the amount received by the State from the tax on Savings Banks and Trust and Banking Companies.

The Common School Fund is based on a tax of one and one-half mills upon the total valuation of the State, and is distributed to the several cities, towns and plantations as provided by Chapter 177 of the Public Laws of 1909; one-third according to the number of scholars therein, as the same shall appear from the official returns to the State Superintendent of Public Schools for the preceding year, and the remaining two-thirds according to the valuation thereof as the same shall be fixed by the Board of State Assessors, for the preceding year.

The Equalization Fund is provided for under Chapter 198 of the Public Laws of 1909, and authorizes the Treasurer of State to annually deduct the sum of twenty thousand dollars from the regular State School Funds.

Each town which raises for the support of its schools four mills or more on its valuation, as fixed by the State Assessors, shall receive the following year from this fund herein provided a sum equal to ten per cent. of its apportionment of the State School Funds for the preceding year.

Any portion of these several funds not expended during the financial year shall at its close be added to the permanent school fund.

The following table shows the number of scholars and the amount distributed to the several cities, towns and plantations for the past ten years, together with the total amount of State Tax assessed.

YEAR.	SCHOLARS.	SCHOOL FUND.	STATE TAX.
1901	211,834	\$562,162 18	\$927,725 94
1902	212,965	590,280 77	927,725 94
1903	214,638	599,592 22	970,475 77
1904	206,192	573,386 05	970,475 77
1905	207,448	568,347 47	918,174 19
1906	210,453	582,205 26	918,174 19
1907	210,254	625,989 13	1,186,181 08
1908	210,652	839,926 00	1,186,181 08
1906	212,335	869,188 19	1,286,661 55
1910	213,488	1,501,435 56	2,143,156 45

UNIVERSITY OF MAINE OR AGRICULTURAL COLLEGE FUND.

From the sale of land scrip apportioned to the State of Maine by the United States Government entitled "An Act donating Public Lands to the several States and Territories which may provide Colleges for the benefit of Agriculture and Mechanic Arts," approved July 2, 1862, there was issued to said college an unnegotiable bond in the sum of \$118,300, which should constitute a perpetual fund, upon which interest at rate of five per cent. should be paid semi-annually.

No portion of said fund, nor the interest thereon, shall be applied, directly or indirectly, under any pretence whatever, to the purchase, erection, preservation, or repair of any building or buildings.

Also as provided by Chapter 105 of the Resolves of 1887 the Treasurer of State was authorized and directed to receive from the Maine State College of Agriculture and the Mechanic Arts (now University of Maine), in trust, the sum of \$100,000 bequeathed to said college by Abner Coburn.

An unnegotiable bond for this amount was issued bearing interest at rate of four per cent. and payable semi-annually, said bond maturing in 1917.

MAINE INSANE HOSPITAL.

The sum of \$50,000 was bequeathed to above Hospital by Abner Coburn in 1887, and under Chapter 70 of the Resolves of 1887, the Treasurer of State issued an unnegotiable bond for this amount bearing interest at rate of four per cent. and payable semi-annually, bond maturing in 1917. See Gilman and Williams legacies.

PERMANENT SCHOOL FUND.

The money received from the Land Agent, derived from the sales of land appropriated for the support of schools, constitutes the "Permanent School Fund," and a sum equal to six per cent. of the amount of such fund is annually appropriated to the support of common schools and distributed among the several cities, towns and plantations according to the number of children therein between the ages of five and twenty-one.

On the first day of January, 1911, the fund amounted to \$453,945.00.

HOULTON ACADEMY.

This fund of \$2,000 is held in trust for the use and benefit of said Academy from funds arising from the sale of timber and lumber, the Legislature appropriating same for educational purposes.

Under this Resolve, Chapter 370 of the Laws of 1864, interest at rate of six per cent. is payable annually to the trustees.

SCHOOL DISTRICT NO. 2, MADISON.

This fund of \$1,000 is derived from a bond of the State of Maine, which by Resolve of March 25, 1863, the Treasurer of State was directed to receive from Mahlan D. Spaulding, of Boston, the coupons thereon to be paid to the legal agent of the District as they became due, and at maturity of said bond five per cent. of the amount to be paid annually for all time to come.

JOSEPH H. WILLIAMS LEGACY.

This legacy from Joseph H. Williams to the State, amounting to \$1,000, for the benefit of the Maine Insane Hospital, was accepted by the Legislature under Chapter 220, Resolves of 1897, and a sum of money, not less than forty dollars, must be appropriated from time to time by the Legislature, and paid annually to the trustees of said Hospital.

HELEN A. GILMAN LEGACY.

This legacy of \$1,000 was bequeathed to the State by Helen A. Gilman, to be held in trust for the promotion of the pleasure and comfort of the patients in the Maine Insane Hospital at Augusta, upon the condition that a sum not less than fifty dollars a year should be appropriated by the Legislature to be expended annually.

This amount, together with the condition as set forth in said will, was accepted by the Legislature under Chapter 131, Resolves of 1905, interest at rate of five per cent. being payable to the Trustees of said Institution.

LANDS RESERVED FOR PUBLIC USES.

This fund is received from the Land Agent, being the amount collected by him on account of sales of timber and grass on reserved lots in unincorporated townships, and paid into this Department from time to time as provided by Chapter 7, Section 15 of the Revised Statutes.

When any township or tract is organized as a plantation, the interest on the fund belonging to said plantation is paid annually from the Treasury, upon authority from the Governor and Council, to be applied for the support of schools according to the number of scholars in each school.

When any such township is incorporated as a town, said fund belonging to it is to be paid over by the Treasurer of State to the Treasurer of the trustees of the ministerial and school funds therein, to be added to the funds of the corporation, and held and managed as other school funds of that town are required to be held and managed.

This fund now amounts to \$338,162.98.

PENOBSCOT INDIAN FUND.

The amount to the credit of this fund is \$72,328.48. \$50,000 of said sum was received from sale of four townships of land purchased by the State of said tribe in 1833, to which have since been added receipts from leases of the shores of several islands in Penobscot River now occupied by the tribe.

PASSAMAQUODDY INDIAN FUND.

This fund is derived from proceeds of sales by the Land Agent of timber and grass on Indian Township since 1853, and now amounts to \$35,249.25.

FOXCROFT ACADEMY FUND.

As provided by Chapter 277, Resolves of 1868, there is held in trust for the use and benefit of said Academy the sum of \$1,000, upon which interest at rate of six per cent. is payable annually to the trustees.

HEBRON ACADEMY.

Under Chapter 278, Resolves of 1868, the sum of \$1,000 was appropriated to be held in trust by the Treasurer of State for the use and benefit of said Academy.

Interest at rate of six per cent. is payable annually to the trustees of said Academy, providing it has been open for instruction under the direction of said trustees, for at least two terms of ten weeks each in the year preceding any claim made under the resolve:

And provided further, that if the trustees of said Academy shall fail to maintain instruction therein for the period of two consecutive years, the grant herein made shall become forfeited.

NELLIE F. SHAW FUND.

Under the will of Nellie F. Shaw, of Boston, the sum of \$5,000 was left to the Maine Industrial School for Girls, to be known as the Nellie F. Shaw Fund.

The estate being subject to a collateral inheritance tax of 5% under the laws of Massachusetts, left a balance of \$4,750 to be deposited with the State of Maine, as provided by Chapter 174 of the Public Laws of 1909.

AUGUSTUS HOPKINS LEGACY.

This legacy amounting to \$1,000, the income only of same to be used in such a way as may seem best for the girls of the Institution, was left to the Maine Industrial School for Girls by Augustus Hopkins, of Gardiner.

The fund is deposited under Chapter 174 of the Public Laws of 1909.

ELIZA MUSTARD LEGACY.

This legacy amounting to \$4,000, the income of which is to be used in helping to meet the current expenses of the Institution, was left to the Maine Industrial School for Girls by Eliza Mustard, of Richmond.

Under the statutes this sum was liable for a collateral inheritance tax of \$87.50 (the Institution at that time being a private corporation), leaving a balance to be deposited as provided by Chapter 174 of the Public Laws of 1909, of \$3,912.50.

PETER LANE LEGACY.

This legacy amounting to \$1,156.65 was bequeathed to the Maine Industrial School for Girls by Peter Lane, of Leeds, and is deposited under Chapter 174 of the Public Laws of 1909.

ISAAC SANFORD LEGACY.

The sum of \$1,300 was paid into the State Treasury in 1854, under the will of Isaac Sanford; \$700 being bequeathed to State Reform School (now the State School for Boys), and \$600 for the benefit of the indigent blind, and deaf and dumb, all of said beneficiaries to be natives of the State.

As provided by Chapter 197 of the Public Laws of 1856, a sum of money equal to six per cent. of the amount bequeathed to the State Reform School was appropriated annually for the support of the library, said sum to be paid in the month of February.

No part of the legacy of \$600 for the deaf, dumb and blind has been applied for. Under the will this amount is to be expended under the direction of the Governor and Council for the benefit and use of such above persons as may apply for aid to be educated and improved in institutions established for that object; the principal to be kept on interest, as much, and as far as may be.

DEPOSITS BY PUBLIC ADMINISTRATORS AS PROVIDED BY SECTIONS
30, 31 AND 32 OF CHAPTER 66 OF THE REVISED STATUTES.

DATE.	ESTATE OF	AMOUNT.
1899, Nov. 11.....	Geo. S. Lester.....	\$49 05
1903, Jan. 28.....	James Mulligan.....	499 47
1905, Nov. 3.....	Eliza Allard.....	487 01
1906, Sept. 20.....	Daniel H. Burns.....	2,358 20
1906, Oct. 25.....	Fred Ricketts.....	47 66
1906, Dec. 6.....	Jane Lester.....	202 75
1909, July 7.....	Dominick Ucci.....	499 99
1910, Sept. 8.....	Lore P. Bronsdon.....	207 08
1910, Dec. 10.....	Dominik Yaruszewicz.....	532 42
		\$4,878 58

If no demands are made for these several amounts by the lawful claimants within twenty years from the time of deposit, the law provides that it shall be forfeited to the State.

MADAWASKA TERRITORY SCHOOL FUND.

As provided by Chapter 100 of the Private and Special Laws of 1861, there is held in trust the sum of \$5,000 for the benefit of the inhabitants of the Madawaska Territory, as their shares of the surplus revenue distributed to the inhabitants of the State in 1837, said sum to constitute a permanent fund, on which six per cent. shall be paid annually for the support of schools in said Territory.

BENJAMIN C. JORDAN FUND.

This fund amounting to the sum of \$1,000 was accepted by the Legislature under Chapter 67 of the Resolves of 1909 for the purpose of encouraging the cultivation of forest trees upon the following condition:

That in consideration of said gift the State shall, once in eighteen years, offer five prizes to be called the "Jordan Forestry Prizes," as follows:

\$500	1st	prize
\$250	2d	"
\$125	3d	"
\$100	4th	"
\$25	5th	"

Said prizes to be offered now by the State for the five best lots of young forest growth in the State and awarded by the State Forest Commissioner subject to the approval of the Governor, January 1st, 1927, and once in 18 years afterward forever, after a careful examination of all lots competing in accordance with the following rules:

Rule 1. Each lot shall consist of one parcel of not less than ten acres in somewhat regular shape and shall be accurately surveyed and plotted.

Rule 2. The majority of said trees shall not be less than ten feet nor more than thirty feet high and not less than ten nor more than thirty years old when the prize is awarded.

Rule 3. Said forest may consist of any of the following kinds of trees, but other circumstances and conditions being equal, preference shall be given in the following order: White Pine, White Oak, Hickory, Chestnut, Hackmatack, White Ash, Yellow Oak, Red Oak, Bass, Hemlock, Spruce, Norway Pine, Pitch Pine, Cedar, Fir, Poplar, Birch, Maple, Beech and Elm.

Rule 4. All competitors for the prizes shall file in the office of the State Forest Commissioner, their intention to compete, together with a correct and definite survey and plan of the lot, ten or more years before each award, and when such notice has been filed, said lot shall be eligible although the ownership may have changed.

Rule 5. Myself and my heirs shall have the same right as others to compete for the prizes.

Rule 6. In awarding prizes, other circumstances being equal, the following conditions shall be considered in the order named:

- (a) Right number of trees per acre.
- (b) Even distribution over whole lot.
- (c) Health and thriftiness of trees.
- (d) Adaptation of the varieties of trees to the soil in which they stand.
- (e) Uniformity of size of trees.
- (f) Size of trees.
- (g) Size of the lot.

State, County and Forestry District Taxes as assessed upon the Wild Lands of the State for the past ten years, together with the Valuation and Rate of Taxation covering the same period.

County.	Name of Tax.	1901.	1902.	1903.	1904.	1905.	1906.	1907.	1908.	1909.	1910.
Aroostook ..	State.....	\$12,994 54	\$12,994 54	\$17,844 81	\$17,844 81	\$18,964 42	\$18,964 42	\$28,581 93	\$28,581 98	\$33,943 74	\$56,572 91
	County....	16,080 00	16,074 21	12,760 06	12,651 16	12,175 44	12,175 44	14,300 63	14,300 63	15,279 16	15,279 16
	District..									16,971 87	16,971 87
Franklin ...	State.....	4,027 97	4,027 97	5,483 59	5,483 59	5,780 61	5,780 61	8,651 82	8,651 82	9,926 07	16,543 46
	County....	1,533 27	1,533 27	1,733 11	1,733 11	2,427 63	1,842 18	2,571 12	2,558 39	3,325 90	3,325 90
	District..									4,963 04	4,973 04
Hancock ...	State.....	1,625 53	1,625 53	2,152 03	2,152 03	2,188 70	2,188 70	3,320 54	3,320 54	3,669 46	6,115 76
	County....	503 35	508 35	860 83	860 83	880 48	833 73	1,087 92	1,087 92	1,219 45	1,219 45
	District..									1,884 73	1,884 73
Oxford	State.....	2,918 50	2,948 50	4,495 30	4,495 30	4,859 97	4,859 97	7,671 86	7,671 86	9,069 49	15,115 82
	County....	1,469 90	1,469 90	2,271 65	2,271 65	3,031 93	3,081 93	3,659 49	3,793 64	4,103 19	4,103 19
	District..									4,534 75	4,534 75
Penobscot ..	State.....	5,801 21	5,801 21	5,922 30	5,922 30	6,013 84	6,013 84	9,503 53	9,503 53	10,325 87	17,209 78
	County....	1,709 22	1,709 22	2,283 15	2,283 15	3,230 37	3,230 37	4,301 57	3,499 48	3,032 02	3,032 02
	District..									5,162 93	5,162 93
Piscataquis..	State.....	13,303 76	13,303 76	18,156 15	18,156 15	18,347 07	18,347 07	26,860 54	26,860 54	29,642 84	49,404 74
	County....	6,397 88	6,397 88	10,827 17	11,619 94	10,960 54	10,960 54	7,571 77	7,554 76	8,775 99	8,775 99
	District..									14,821 42	14,821 42
Somerset ...	State.....	10,239 92	10,239 92	14,159 36	14,159 36	14,207 44	14,207 44	22,249 93	22,249 93	24,822 23	41,370 36
	County....	2,995 87	2,995 87	4,389 71	4,389 71	6,410 10	6,410 10	8,461 76	8,461 76	10,260 67	10,260 67
	District..									12,411 11	12,411 11
Washington..	State.....	2,995 87	2,995 87	4,053 56	4,053 56	4,077 87	4,077 87	5,915 41	5,915 41	6,491 18	10,818 63
	County....	3,172 76	2,633 59	3,675 39	3,675 39	4,766 83	4,161 28	4,819 40	4,819 40	4,832 22	4,832 22
	District..									3,245 59	3,245 59
Total.....	State.....	\$53,987 30	\$53,987 30	\$72,272 15	\$72,272 15	\$74,439 92	\$74,439 92	\$112,755 61	\$112,755 61	\$127,890 88	\$213,151 46
	County....	33,867 25	33,322 29	38,801 07	39,484 94	43,933 32	42,695 57	46,773 66	46,075 98	50,823 60	50,823 60
	District..									63,945 44	63,945 44
Total.....	Valuation	\$19,631,755	\$19,631,755	\$26,280,776	\$26,280,776	\$29,870,964	\$29,870,964	\$37,559,379	\$37,559,379	\$42,590,294	\$42,590,294
State tax rate		.00275	.00275	.00275	.00275	.00275	.00275	.003	.003	.003	.005

Valuation of State, Together with Rate of Taxation and State Tax Assessed from 1820 to 1910.

YEAR.	VALUATION.	STATE TAX.	RATE OF TAXATION.
1820	\$20,962,778		
1821		\$50,000 00	.0019
1822		40,343 27	.0015
1823		40,331 64	.0015
1824		45,120 57	.0017
1825		45,106 84	.0017
1826		49,991 97	.0019
1827		50,000 00	.0019
1828		49,988 00	.0019
1829		50,000 00	.0019
1830	28,807,687	53,000 00	.0019
1831		50,425 01	.00175
1832		50,400 07	.00175
1833		50,410 88	.00175
1834		50,410 88	.00175
1835		50,398 66	.00175
1836		No tax assessed on account of sale of public lands.	
1837		"	"
1838		"	"
1839		"	"
1840	69,246,288	101,075 88	.0029
1841		201,683 53	.0029
1842		201,603 67	.0029
1843		201,603 34	.0029
1844		151,379 12	.00218
1845		202,583 13	.003
1846		100,451 18	.0015
1847		200,820 76	.003
1848		200,757 23	.003
1849		200,757 23	.003
1850	100,157,573	201,377 13	.002
1851		No meeting of the legislature.	
1852		201,325 83	.002
1853		201,329 83	.002
1854		201,187 50	.002
1855		201,153 44	.002
1856		201,153 44	.002
1857		200,929 30	.002
1858		200,919 30	.002
1859		200,919 30	.002
1860	164,714,168	207,181 70	.00125
1861		253,654 88	.001563
1862		413,074 41	.0025
1863		495,366 99	.003
1864		1,321,579 41	.008
1865		2,476,821 21	.015
1866		1,289,062 14	.0075
1867		967,201 32	.006
1868		806,225 09	.005
1869		1,128,023 37	.007
1870	224,812,900	1,350,413 00	.006
1871		1,125,451 36	.005
1872		1,292,482 71	.00675
1873		1,124,197 65	.005
1874		1,124,286 16	.005
1875		899,753 10	.004
1876		843,608 21	.00375
1877		675,173 53	.003
1878		899,712 70	.004
1879		899,695 90	.004
1880	235,973,710	1,124,261 27	.005
1881		1,063,509 91	.0045
1882		1,063,509 91	.0045
1883		945,430 92	.004
1884		945,430 92	.004
1885		886,399 18	.00375
1886		886,399 18	.00375
1887		649,497 11	.00275
1888		649,497 11	.00275
1889		649,497 11	.00275

Valuation of State—Continued.

YEAR.	VALUATION.	STATE TAX.	RATE OF TAXATION.
1890	309,096,041	531,697 17	.00225
1891		851,741 90	.00275
1892	314,330,181	851,741 90	.00275
1893		865,803 29	.00275
1894	324,478,321	787,247 98	.0025
1895		813,072 30	.0025
1896	323,500,994	731,941 70	.00225
1897		905,179 49	.00275
1898	329,516,244	945,179 49	.00275
1899		907,950 98	.00275
1900	336,699,649	907,950 98	.00275
1901		927,725 94	.00275
1902	352,228,897	927,725 94	.00275
1903		970,475 77	.00275
1904	366,514,014	970,475 77	.00275
1905		918,174 19	.0025
1906	394,732,990	918,174 19	.0025
1907		1,186,173 01	.003
1908	428,252,465	1,186,173 01	.003
1909		1,286,661 55	.003
1910		2,143,166 45	.005

Very respectfully,

PASCAL P. GILMORE,

Treasurer of State

TABLE No. 1.
Monthly Receipts and Expenditures During the Year 1910.

MONTHS.	Receipts.	Expenditures.
January	\$1,162,078 14	\$1,092,611 41
February	176,692 07	313,234 94
March	118,252 05	89,281 59
April	137,303 55	57,574 72
May	95,463 61	130,571 67
June	288,909 02	266,798 25
July	466,928 80	427,126 02
August	181,538 97	195,474 56
September	258,007 21	156,559 21
October	496,870 05	391,752 63
November	81,047 47	324,744 94
December	567,265 46	524,727 76
	\$4,030,356 41	\$3,970,457 70
Cash on hand January 1, 1910.....	75,823 55	
Cash on hand December 31, 1910.....		135,722 26
	\$4,105,179 96	\$4,105,179 96

TABLE No. 2.
Receipts as Credited to the Various Ledger Accounts During the
Year 1910.

ACCOUNT.	Amount.
Analysis of commercial fertilizers.....	\$4,895 00
Attorney General,—fees of office.....	7,605 00
Automobile licenses	9,704 00
Bank Commissioner.—fees of office.....	148 55
Board of Bar Examiners	600 00
Board of Dental Examiners.....	360 00
Board of Embalming Examiners.....	554 80
Board of Registration of Medicine.....	1,187 00
Bridge between Solon and Embden, 1909.....	5,000 00
Bridge across East Branch Penobscot River in town of Medway	2,946 81
Bridges and roads—town of Mt. Chase.....	145 83
Burial expenses of soldiers and sailors.....	35 00
Bureau of Industrial and Labor Statistics—fees of office	6 00
Care of trust deposits.....	200 00
Commissioner of Agriculture, printing of report—blank forms, etc.	29 56
Commissioners of Pharmacy,—fees of office.....	1,185 50
Cost of advertising tax on corporations.....	41 00
County tax, Aroostook County	15,305 19
County tax, Franklin County.....	3,363 12
County tax, Hancock County.....	1,394 67
County tax, Oxford County.....	4,077 01
County tax, Penobscot County.....	2,752 62
County tax, Piscataquis County.....	8,274 31
County tax, Somerset County.....	9,702 70
County tax, Washington County	4,608 80
Dog licenses	41,809 00
Dog licenses, 1908 deficiency.....	1,250 00
Dog licenses, 1909.....	660 00
Dog licenses, 1909 deficiency.....	75 00
Duties on commissions.....	2,885 00
Eastern Maine Insane Hospital—Insane State Beneficiaries	67 84
Eastern State Normal School.....	36 53
Education of the Blind.....	17 23
Expenses of organizing trust companies.....	100 00
Expenses of the Inspector of Factories, etc.....	160 24
Enlargement of State House.....	734 00
Fines and licenses for the protection of game.....	48,331 90
Fish hatcheries and feeding stations.....	853 74

TABLE No 2.
Receipts, 1910—Continued.

ACCOUNT.	Amount.
Foreign corporations	360 00
Freight, trucking and express.....	1 19
Furniture and repairs	5,453 54
Furniture and repairs, 1909.....	173 75
Increase of capital stock.....	12,147 00
Insurance Commissioner,—fees of office.....	22,778 73
Interest on State tax.....	1,161 68
Interest on deposits	2,364 27
Itinerant vendors, license fee.....	25 00
Inspectors of steamboats.....	907 00
Insane State Beneficiaries.....	1,850 70
Land Agent,—fees of office.....	44 00
Lands reserved for public uses.....	15,399 98
Maine Insane Hospital—Insane State Beneficiaries.....	514 07
Maine State Library—maintenance and general expenses..	362 70
Militia fund	2,300 36
New corporations	64,411 00
Passamaquoddy Indians	408 53
Penobscot Indians, shore rents.....	2,572 50
Permanent school fund.....	188 30
Private detectives, licenses.....	40 00
Prevention of contagious diseases among horses and cattle	2,700 16
Protection against fires in the Maine Forestry District..	55,484 09
Protection against fires in the Maine Forestry District, 1909	4,797 63
Purchase and sale of intoxicating liquors.....	113,557 76
Railroad Commissioners,—fees of office.....	3 00
Registration of vital statistics.....	823 32
Reports of judicial decisions.....	50 00
Screening Messalonskee Lake, 1909.....	830 03
Sea and shore fisheries.....	1,200 00
Secretary of State,—fees of office.....	7,950 78
Secretary of State,—salary of clerks.....	90 00
Secretary of State—postage, printing, blank forms, etc...	23 75
Services and expenses of Deputy Enforcement Com'rs...	871 68
Schooling of children in unorganized townships.....	976 60
State Board of Health—Epidemic or emergency fund....	45 86
Stationery	49 33
State tax, 1907.....	487 30

TABLE No. 2.
Receipts, 1910—Continued.

ACCOUNT.	Amount.
State tax, 1908.....	1,544 71
State tax, 1909.....	1,018,657 26
State tax, 1910.....	371,505 77
State Treasurer's Department,—printing of report, blank forms, etc.....	16 95
State Water Storage Commission.....	175 62
Support of paupers.....	44 50
Support of paupers, 1909.....	5,057 53
Superintendence of towns comprising school unions.....	87 50
Tax on collateral inheritance:	
Androscoggin County.....	1,196 13
Aroostook County.....	2,239 19
Cumberland County.....	46,933 70
Franklin County.....	746 38
Hancock County.....	6,128 84
Kennebec County.....	6,898 00
Knox County.....	2,825 26
Lincoln County.....	7,918 03
Oxford County.....	5,199 61
Penobscot County.....	21,340 58
Piscataquis County.....	2,033 94
Sagadahoc County.....	10,168 68
Somerset County.....	2,560 66
Waldo County.....	5,372 40
Washington County.....	3,852 46
York County.....	13,734 81
Foreign estates.....	460 25
Tax on corporations, 1903.....	5 00
Tax on corporations, 1905.....	20 00
Tax on corporations, 1906.....	545 00
Tax on corporations, 1907.....	1,400 00
Tax on corporations, 1908.....	4,395 00
Tax on corporations, 1909.....	33,050 00
Tax on corporations, 1910.....	148,900 00
Tax on express companies.....	20,510 38
Tax on Loan & Bldg. Assns. No. 35.....	242 71
Tax on Loan & Bldg. Assns. No. 36.....	240 45
Tax on parlor and sleeping cars.....	1,612 39
Tax on railroad companies.....	717,063 33
Tax on insurance companies.....	125,905 97
Tax on special insurance brokers.....	172 16

TABLE No. 2.
Receipts, 1910—Concluded.

ACCOUNT.	Amount.
Tax on Savings Banks, No. 77.....	233,854 25
Tax on Savings Banks, No. 78.....	229,618 02
Tax on Trust & Banking Co's. No. 19.....	50,156 78
Tax on Trust & Banking Co's. No. 20.....	50,349 34
Tax on telephone companies.....	54,988 32
Tax on telegraph companies.....	2,998 40
Topographic and geological survey.....	81 50
Temporary loan	300,000 00
Traveling libraries.....	1,851 94
Miscellaneous items, as follows:	
Amount received from the Union Mutual Life Insurance Company for eighteen certificates of deposit.....	90 00
County tax—Aroostook	30
Franklin	26
Somerset	4 51
Bequest of Nellie F. Shaw. Amount received from J. W. Stetson, Treasurer Maine Industrial School for Girls, as provided by Chapter 174, Public Laws of 1909.....	4,750 00
Amount received from Francis Keefe, Supt. of Public Buildings, for sale of grass, etc.....	7 50
Amount received from Morrill N. Drew, Treasurer of Tax Commission	232 26
Amount received from F. B. Peabody, Administrator d. b. n. of the estate Lore P. Bronsdon, under Section 30, Chapter 65 Revised Statutes.....	207 03
Amount received from Chas. L. Hutchinson, Treasurer State School for Boys, on account of horse barn, 1909, From land sale—for costs.....	6,000 00 11 00
Amount received from Ralph P. Plaisted, Public Adminis- trator, on account of estate Dominik Yaruszewicz, Pe- nobscoot County, under Section 30, Chapter 66, Revised Statutes	532 42
Amount received from John B. Kehoe, Public Adminis- trator, on account of Estate Bridget Dunn, Cumberland County, under Section 30, Chapter 65, Revised Statutes	229 89
Amount received from Edgar E. Ring, Land Agent, on account of sale of Taylor Island.....	1 00
	\$4,030,356 41
Cash on hand January 1, 1910.....	75,823 55
	\$4,106,179 96

TABLE No. 3.
Expenditures as Charged to the Various Ledger Accounts During
the Year 1910.

<i>Adjutant General's Department.</i>		
Salary of Adjutant General.....	\$1,800 00	
Salary of two clerks.....	1,900 00	
Claim for disability	405 50	
Keeper of the arsenal property at Bangor..	100 00	
Militia fund	43,152 46	
Preservation of regimental rolls.....	1,956 07	
Stationery and office supplies, printing, etc.,	3,245 77	
Spanish war veterans	3 16	
Support of naval militia.....	5,728 69	\$58,292 65
<i>Attorney General's Department.</i>		
Salary of Attorney General.....	\$4,000 00	
Salary of the Assistant Attorney General..	1,800 00	
Arrest and apprehension of criminals.....	152 41	
Costs in criminal prosecutions.....	75 00	
Expenses, including clerk hire.....	1,277 10	
Printing of report, blank forms, etc.....	748 07	\$8,052 58
<i>Agricultural Department.</i>		
Salary of Commissioner.....	\$1,500 00	
Salary of clerk.....	1,000 00	
Printing of report, blank forms, etc.....	6,407 69	
Stationery, etc.....	66 48	
Traveling expenses	420 09	
Aid to agricultural societies.....	13,889 32	
Agricultural statistics.....	2,995 61	
Agricultural statistics, 1909.....	288 21	
Enforcement of laws relating to dairy products	3,652 01	
Farmers' institutes and dairymen's conference	2,657 27	
Improving and protecting dairy interests..	4,870 37	
Protection of trees and shrubs.....	22,784 20	
Androscoggin Valley Agricultural Society..	500 00	
Central Maine Fair Association.....	2,500 00	
Eastern Maine State Fair.....	1,037 00	
Maine State Agricultural Society.....	2,448 10	
Maine State Pomological Society.....	953 31	\$57,969 66

TABLE No. 3.
Expenditures, 1910—Continued.

<i>Auditor of State Printing.</i>		
Salary of Auditor.....	\$1,500 00	
Clerk hire, stationery, office supplies.....	1,549 20	\$3,049 20
<i>Banking Department.</i>		
Salary of the Bank Commissioner.....	\$2,500 00	
Salary of Deputy Bank Commissioner, clerk hire, etc.....	2,403 00	
Printing of reports, blank forms, etc.....	1,860 67	
Traveling expenses of Commissioner and Deputy Commissioner.....	960 74	
Expenses of organizing trust companies....	2 10	\$7,726 51
<i>Board of State Assessors.</i>		
Salary of State Assessors.....	\$5,941 67	
Salary of clerk to assessors.....	1,200 00	
Stationery, printing, postage.....	2,570 30	
Traveling expenses of assessors and clerk, Description of wild lands.....	1,055 33	\$15,739 38
	4,052 08	
<i>Bureau of Industrial and Labor Statistics.</i>		
Salary of Commissioner of Industrial and Labor Statistics.....	\$1,500 00	
Clerk hire, special agents, etc.....	1,964 16	
Clerk hire, special agents, etc., 1909.....	255 00	
Printing of report, etc.....	2,517 15	
Printing of report, etc., 1909.....	218 29	
Collection of statistics, printing, etc.....	1,500 00	\$7,954 60
<i>Charitable and Benevolent Institutions.</i>		
Augusta City Hospital	\$3,000 00	
Bar Harbor Medical and Surgical Hospital	1,000 00	
Bangor Children's Home.....	750 00	
Bath City Hospital	1,500 00	
Bath Military & Naval Orphan Asylum....	7,000 00	
Central Maine General Hospital.....	3,250 00	
Central Maine General Hospital, 1909.....	7,500 00	
Children's Hospital at Portland.....	5,000 00	
Children's Aid Society of Maine at Belfast	1,500 00	
Children's Heart Work Society of Maine	500 00	

TABLE No. 3.
Expenditures, 1910—Continued.

Children's Protective Society of Portland	500 00	
Eastern Maine General Hospital at Bangor	4,000 00	
Good Samaritan Home Association.....	600 00	
Holy Innocents' Home at Portland.....	2,500 00	
Healy Asylum at Lewiston.....	1,000 00	
King's Daughters Union of Bangor.....	500 00	
Knox County General Hospital at Rockland	2,000 00	
Maine Institution for the Blind at Portland	7,500 00	
Maine Eye & Ear Infirmary.....	5,000 00	
Maine General Hospital at Portland.....	7,500 00	
Maine Children's Home Society at Augusta	1,250 00	
Maine School for the Deaf.....	13,125 00	
Maine School for the Feeble Minded....	92,117 35	
Maine State Sanatorium Association at Hebron	10,250 95	
Maine State Sanatorium Association at Hebron, 1909.....	260 00	
Maine Home for Friendless Boys at Port- land	2,000 00	
Northern Maine General Hospital at Eagle Lake	2,000 00	
Old Town Hospital.....	500 00	
St. Elizabeth's Roman Catholic Orphan Asylum	2,500 00	
Sisters of Charity of the City of Lewiston, —Girl's Orphanage.....	500 00	
Saint Marie's General Hospital at Lewiston	5,000 00	
Temporary Home for Women and Children at Portland.....	1,500 00	
Trull Hospital Aid Association.....	1,000 00	
Waldo County General Hospital.....	1,500 00	
Webber Hospital Association at Biddeford	1,000 00	
Women's Christian Association of Lewis- ton, (for the Hayes' Young Women's Home)	500 00	
W. C. T. U. Temporary Home for Chil- dren	750 00	
York Hospital at York Village, 1909.....	1,500 00	
	\$199,353 31	

TABLE No. 3.
Expenditures, 1910—Continued.

<i>Commissioner of Highways Department.</i>	
Salary of Commissioner.....	\$2,500 00
Salary of Asst. Commissioner.....	1,500 00
Salary of bookkeeper.....	1,191 66
Stenographer, extra clerk hire.....	1,654 54
Office furnishings and equipment.....	951 90
Office furnishings and equipment, 1909....	21 93
Traveling expenses of the Commissioner and Assistant Commissioner.....	1,515 44
Printing of report, blank forms, etc.....	2,739 32
Improvement of State roads.....	190,874 02
Roads in Indian Township.....	3,500 00
Roads in Indian Township, 1909.....	521 15
<i>(Roads and Bridges):</i>	
Bridge over the St. John River between Van Buren and St. Leonard's, N. B.	13,683 60
Bridge across Fish River.....	1,914 57
Bridge across Kennebec River between Fairfield and Clinton.....	11,807 20
Bridge across Kennebec River between Fairfield and Clinton, 1909.....	12,500 00
Bridge between Old Town and Milford	943 64
Bridge between Old Town and Milford, 1909	1,144 23
Bridge between Solon and Embden, 1909	25,000 00
Bridge across Penobscot River, between towns of Howland and Enfield.....	700 00
County of Franklin for road from Madrid through E. Plantation, 1909..	750 00
Highway bridge across E. Branch Pe- nobscot River in town of Medway..	12,946 81
Highway bridge across E. Branch Pe- nobscot River in town of Medway, 1909	6,938 56
Repair of road in Elliottsville, 1909...	400 00
Repairs of highway from Wilton to Weld, 1909.....	1,000 00
Road from Seboomook to Pittston Farm, 1909.....	750 00
Road from Smith Farm to North East Carry, 1909.....	2,000 00
Road in Jerusalem & Crocker Town- ships, 1909.....	750 00

TABLE No. 3.
Expenditures, 1910—Continued.

Road between Patten & Trout Brook Farm, 1909.....	273 16	
Town of Dresden, bridge.....	500 00	
Town of Frankfort, rebuilding and repairing bridges, 1909.....	2,000 00	
Town of Howland, for repairing pier & bridge across Piscataquis River....	1,500 00	
Town of Millinocket, for repair of road	500 00	
Town of Mt. Chase, 1909.....	145 83	
Town of Norridgewock, for a free bridge, 1909.....	3,500 00	
Town of Rome, for maintaining roads and bridges.....	250 00	
Town of Rome, for maintaining roads and bridges, 1909.....	250 00	
Town of Trescott, for maintaining roads and bridges.....	250 00	\$309,367 56
<i>Educational Department.</i>		
Salary of Superintendent.....	\$2,500 00	
Salary of Deputy Superintendent.....	1,500 00	
Clerk hire, etc.....	985 82	
Printing of report, blank forms, etc.....	2,793 32	
Postage, stationery, etc.....	1,569 01	
Traveling expenses of Superintendent.....	499 98	
Expenses of clerk or Deputy Superintendent	55 91	
Aid to academies.....	22,125 00	
Aroostook State Normal School.....	955 79	
Aroostook Central Institute at Mars Hill..	300 00	
Bates College	30,000 00	
Cecil John Rhodes scholarship.....	73 10	
Eastern State Normal School.....	683 45	
Eastern State Normal School for new dormitory	13,742 37	
Eastern State Normal School, 1909.....	13,040 59	
Farmington State Normal School.....	337 46	
Free High Schools.....	45,127 41	
Foxcroft Academy.....	60 00	
Freedom Academy	500 00	
Hebron Academy.....	60 00	
Houlton Academy	120 00	
Interest on lands reserved.....	10,943 49	

TABLE No. 3.
Expenditures, 1910—Continued.

Interest on Madawaska Territory School Fund	274 62	
Insurance on Normal School buildings.....	976 00	
Lee Normal Academy	1,000 00	
Lincoln Academy, for repairs.....	500 00	
Lincoln Academy, 1909.....	500 00	
Madawaska Training School.....	600 00	
Normal Schools and Training School.....	64,998 04	
Plans and specifications for school buildings	200 00	
School District No. 2, Madison.....	50 00	
School and mill fund.....	869,188 19	
Schooling of children in unorganized townships	15,976 60	
Schooling of children in unorganized townships, 1909.....	2,602 95	
Special investigation of the system of industrial education	471 02	
Special investigation of the system of industrial education, 1909.....	227 94	
State examination of teachers.....	499 85	
Summer training schools and distribution of educational documents	2,259 52	
Superintendence of towns comprising school unions	39,170 65	
Superintendence of towns comprising school unions, 1909.....	9,375 51	
Teachers' meetings.....	999 28	
Washington State Normal School, 1909....	23,410 83	
Western State Normal School.....	2,873 15	
Wilton Academy, repairing buildings, 1909,	2,085 34	\$1,186,212 19
<i>Eastern Maine Insane Hospital.</i>		
Salaries of Superintendent, Assistant Superintendent, Physicians, Treasurer, etc...	\$7,024 82	
Construction of fireproof building	50,600 08	
Construction of fireproof building, 1909...	14,473 00	
Furnishing and equipment of building for male patients	2,533 71	
Maintenance and support of insane beneficiaries	75,238 50	
Steam sterilizer, tools, machinery.....	920 39	\$150,790 50

TABLE No. 3.
Expenditures, 1910—Continued.

<i>Enforcement Commissioners' Department.</i>		
Salaries of Enforcement Commissioners..	\$4,500 00	
Clerk hire, traveling expenses, etc.....	2,020 97	
Deputy Enforcement Commissioners.....	28,542 09	
Printing of report, postage, etc.....	613 68	\$35,676 74
<i>Executive Department.</i>		
Salary of Governor.....	\$3,000 00	
Salary of private secretary to Governor....	1,200 00	
Salary of messenger to Governor and Council	500 00	
Stenographer to Governor and Council.....	500 00	
Stenographer to Governor and Council.....	1,000 00	
Postage, stationery, printing	1,454 54	
Contingent Fund of Governor and Council	9,048 66	
Pay roll of Council	4,499 30	
Journal of Council	150 00	\$20,852 50
<i>Inland Fisheries and Game Department.</i>		
Salary of the Chairman and one Associate Commissioner	\$3,000 00	
Salary of clerk to Commissioners.....	1,000 00	
Printing of report, binding and ruling.....	38 25	
Protection of fish and game.....	50,125 88	
Fish hatcheries and feeding stations.....	48,253 83	
Bounty on bears, Franklin County.....	155 00	
Bounty on bears, Hancock and Washington Counties	500 00	
Bounty on bears, Oxford County.....	50 00	
Bounty on bob-cats, loup-cervier and Canada lynx	962 00	
Screening Messalonskee Lake, 1909.....	1,303 95	\$105,389 92
<i>Inspectors of Steamboats.</i>		
Per diem and expenses.....	\$3,031 73	
Inspectors of boilers and engines.....	150 00	
Aid of navigation on the lower lakes.....	500 00	
Aid of navigation on Moosehead Lake.....	1,175 43	
Aid of navigation on Moosehead Lake, 1909,	585 37	
Aid of navigation on Rangeley Lake, Mooselucmeguntic and Cupsuptic Lakes,	399 86	

TABLE No. 3.
Expenditures, 1910—Continued.

Aid of navigation on Sebec Lake.....	200 00	
Aid of navigation on Sebec Lake, 1909....	40 00	
Breakwater in Moosehead Lake, 1909.....	1,000 00	
Buoys in Lewey, Long & Big Lakes, 1909,	149 33	\$7,231 72
<i>Inspector of Factories, Workshops, Mines and Quarries.</i>		
Salary	\$1,000 00	
Expenses	1,263 92	
Printing	180 88	\$2,444 80
<i>Insurance Commissioner's Department.</i>		
Salary of Insurance Commissioner.....	\$1,800 00	
Salary of Deputy Insurance Commissioner	1,500 00	
Clerk hire and traveling expenses.....	1,199 78	
Postage, stationery, office supplies.....	5,697 39	
Investigation of the causes of fires.....	1,999 75	\$12,196 93
<i>Judicial Department.</i>		
<i>County Attorneys:</i>		
Salaries	\$12,950 00	
<i>Supreme Judicial Court:</i>		
Salaries of the Justices.....	\$40,000 00	
Salary of Reporter of Decisions.....	2,500 00	
Stenographers to Justices.....	12,000 00	
Compensation of retired Justices.....	4,250 00	
Expenses of Justices.....	1,149 10	
Postage, stationery, etc.....	566 56	
Clerks of Law Courts.....	587 24	
Expenses of Law Courts.....	1,000 00	
Reports of judicial decisions.....	1,456 87	
<i>Superior Courts:</i>		
Salary of Justice of Cumberland County	3,000 00	
Salary of Justice of Kennebec County	2,500 00	
Expenses of Justice of Kennebec County	200 00	\$82,159 77

TABLE No. 3.
Expenditures, 1910—Continued.

<i>Land Agent and Forest Commissioner's Department.</i>		
Salary of Land Agent and Forest Commissioner	\$2,000 00	
Clerk to Land Agent and Forest Commissioner	1,000 00	
Stationery and office supplies.....	1,367 41	
Traveling expenses	688 69	
Protection against fires in the Maine Forestry District.....	61,853 16	
Protection against fires in the Maine Forestry District, 1909.....	22 52	
Public instruction in forestry.....	2,489 87	
Lands reserved for public uses.....	866 33	\$70,287 98
<i>Maine Industrial School for Girls.</i>		
Draining and grading	\$462 22	
General expenses	17,769 99	
General expenses, 1909.....	209 81	
Transportation, etc.....	2,636 95	
Water supply and grading, 1909.....	38 75	\$21,117 72
<i>Maine Insane Hospital.</i>		
Salaries of the Superintendent, Physicians, Treasurer, etc.....	\$8,393 05	
Chase Island Hospital, salary of the caretaker	1,473 83	
Maintenance and support of insane State beneficiaries	166,355 32	
Printing and binding reports of trustees..	217 37	
Renovation of kitchen, bakery, etc.....	17,985 00	
Renovation of kitchen, bakery, etc., 1909...	11,898 21	
Rebuilding greenhouse, etc., 1909.....	633 73	
Support and maintenance of criminal insane	3,714 33	\$210,670 84
<i>Maine State Library.</i>		
Salary of Librarian.....	\$1,200 00	
Salary of Librarian as Secretary of the Library Commission	300 00	
Salary of Assistant Librarian.....	1,200 00	
Books, maps, charts, etc.....	971 99	
Books, maps, charts, etc., 1909.....	383 89	

TABLE No. 3.
Expenditures, 1910—Continued.

Maintenance and general expenses.....	9,773 31	
Printing of report, blank forms, etc.....	994 11	
Donation for founding Free Public Libraries	99 98	
Free Public Libraries	5,995 45	
Free Public Libraries, 1909.....	1 33	
Traveling libraries.....	2,146 13	
Traveling libraries, 1909.....	24 25	
Vol. 17, Early York Deeds, 1909.....	1,912 50	
Vol. 18, Early York Deeds.....	1,912 50	
Piscataquis County Historical Society....	1,000 00	\$27,915 44
<i>Maine State Prison.</i>		
Salary of Warden	\$2,500 00	
Salary of subordinate officers.....	14,000 00	
Current expenses of prison.....	891 05	
Printing and binding reports.....	131 65	
Criminal insane.....	224 14	
Books for use of convicts.....	50 00	
Medicines for State Prison.....	150 00	
School in State Prison.....	50 00	
Water supply.....	2,500 00	
Inspectors of Prison and Jails.....	1,025 86	
Inspectors of Prison and Jails, 1909.....	248 92	\$21,771 62
<i>Pension Department.</i>		
Salary of Pension Clerk.....	\$1,400 00	
Stenographer and clerk hire.....	624 00	
Aid of soldiers in Aroostook War.....	876 00	
Military pensions	3,934 00	
Soldiers' pensions	83,499 55	
Soldiers' pensions, 1909.....	74 82	\$90,408 37
<i>Railroad Commissioner's Department.</i>		
Salary of Commissioners and clerks.....	\$9,200 00	
Books, maps, stationery.....	4,508 44	
Printing and binding	2,265 46	\$15,973 90
<i>Sea and Shore Fisheries Department.</i>		
Salary of Commissioner.....	\$2,000 00	
Pay of wardens, etc.....	16,177 42	
Protection of lobsters with eggs.....	4,752 60	
Protection of lobsters with eggs, 1909...	1,720 93	
Propagation of shell fish, 1909.....	492 60	\$25,143 55

TABLE No. 3.
Expenditures, 1910—Continued.

<i>Secretary of State's Department.</i>		
Salary of Secretary.....	\$2,500 00	
Salary of Deputy Secretary.....	1,500 00	
Salary of clerks.....	6,320 00	
Postage, printing, blank forms, etc.....	1,492 51	
Stationery and office supplies.....	473 60	
Expenses of Australian ballot.....	8,295 45	
Indexing laws and resolves.....	208 50	
Purchase of vital records.....	500 00	\$21,290 06
<i>State Auditor's Department.</i>		
Salary of State Auditor.....	\$2,500 00	
Salary of special auditors.....	2,100 00	
Clerk hire.....	4,419 31	
Printing and binding	286 01	
Printing and binding, 1909.....	590 96	
Traveling and incidental expenses.....	817 75	
Stationery, office supplies, postage, etc....	926 98	
Filing cases and office furniture.....	582 90	\$12,223 91
<i>State Board of Health.</i>		
Salary of Secretary.....	\$416 66	
Salary of Director, Chemists, etc., State Laboratory	4,499 20	
Binding and printing reports.....	2,702 53	
Binding and printing reports, 1909.....	119 38	
Contingent expenses.....	5,083 34	
Epidemic or emergency fund.....	431 74	
Registration of vital statistics.....	3,823 30	\$17,076 15
<i>State Liquor Commissioner's Department.</i>		
Salary of Commissioner.....	\$1,500 00	
Purchase and sale of intoxicating liquors..	99,502 87	\$101,002 87
<i>State Historian's Department.</i>		
Compiling and teaching local history and geography	\$500 00	
Compiling and teaching local history and geography, 1909.....	438 99	
Preservation of the Archives of the State of Maine	1,000 00	

TABLE No. 3.
Expenditures, 1910—Continued.

Preservation of the Archives of the State of Maine, 1909.....	318 45	
Monument marker on battle ground, Cedar Mountain, Va., 1909	200 17	
Erection of monument for Commodore Samuel Tucker, 1909.....	1,000 00	
Maine Historical Society.....	2,500 00	
Maine Historical Society, 1909.....	1,250 00	\$7,207 61
<i>State School for Boys.</i>		
Maintenance and general expenses.....	\$27,000 00	
Sanford legacy.....	42 00	\$27,042 00
<i>State Treasurer's Department.</i>		
Salary of State Treasurer.....	\$2,000 00	
Salary of clerks	4,800 00	
Printing of report, blank forms, etc.....	1,142 72	
Postage, stationery, etc.....	1,602 95	
Premiums on bonds of treasurer and clerks	550 00	
Advertising land sale and tax act.....	3,753 75	
Care of trust deposits	200 00	
Interest on bonded debt.....	38,485 81	
Sale of land for taxes.....	156 85	\$52,692 08
<i>Superintendent of Public Buildings Department.</i>		
Salary of Superintendent.....	\$1,200 00	
Foreman, engineer and mail carrier.....	2,700 00	
Freight, trucking and express.....	601 19	
Freight, trucking and express, 1909.....	208 38	
Fuel and lights.....	7,000 00	
Fuel and lights, 1909.....	943 19	
Furniture and repairs.....	12,620 68	
Furniture and repairs, 1909.....	2,868 67	
General expenses	1,000 00	
General expenses, 1909.....	201 82	
Night watch	2,400 00	
Porters and laborers.....	6,000 00	
Transportation of mail.....	70 00	
Water for the State House.....	1,800 00	\$39,613 93

TABLE No. 3.
Expenditures, 1910—Continued.

<i>Trustees of State Institutions.</i>		
Trustees Insane Hospitals.....	\$3,375 55	
Trustees Maine Industrial School for Girls	727 62	
Trustees Maine School for the Feeble Minded	648 27	
Trustees Maine School for the Feeble Minded, 1909.....	59 17	
Trustees State School for Boys.....	1,204 40	
Trustees Normal Schools and Training School	1,260 47	
Trustees University of Maine.....	972 98	\$8,248 46
<i>University of Maine.</i>		
Maintenance and new buildings.....	\$85,000 00	
Printing and binding report.....	1,476 03	
Printing and binding report, 1909.....	610 11	
<i>Maine Agricultural Experiment Station:</i>		
Analysis of foods, seeds, feeding stuffs, etc.	9,000 00	
Printing of reports, etc.....	4,499 86	
Printing of reports, etc., 1909.....	1,551 07	\$102,147 07
<i>Miscellaneous Accounts.</i>		
Board of Embalming Examiners.....	\$218 06	
Board of Bar Examiners.....	600 00	
Board of Dental Examiners.....	353 15	
Board of Registration of Medicine.....	1,074 17	
Burial expenses soldiers and sailors.....	3,850 50	
Burial expenses soldiers' widows.....	1,173 50	
Commission for enlargement of State House	297,639 24	
Cost of advertising tax on corporations...	1 00	
Commissioners of Pharmacy,—fees of office	1,179 84	
Commission on uniformity of legislation....	197 22	
County tax, Aroostook County.....	15,305 19	
County tax, Franklin County.....	3,363 12	
County tax, Hancock County.....	1,394 67	
County tax, Oxford County.....	4,077 01	
County tax, Penobscot County.....	2,752 62	
County tax, Piscataquis County.....	8,274 31	
County tax, Somerset County.....	9,702 70	
County tax, Washington County.....	4,608 80	
Damage by dogs to wild animals.....	12,914 04	

TABLE No. 3.
Expenditures, 1910—Concluded.

Dog licenses refunded.....	33,605 31	
Education of the blind.....	6,611 34	
Expenses of delegates to International Tax Association	387 25	
Fort William Henry, 1909.....	327 46	
Insane State beneficiaries (examination and commitment)	3,087 78	
Insane State beneficiaries, 1909.....	2,096 00	
Legislative printing, 1909.....	4 75	
Maine State Year Book	1,900 00	
Passamaquoddy Indians.....	10,275 42	
Penobscot Indians	14,376 20	
Penobscot Indians, 1909.....	5,017 86	
Prevention of contagious diseases among horses and cattle.....	50,012 50	
Property exempt from taxation.....	1,597 05	
Purchase of portraits of Govs. Chamberlain and Garcelon, 1909.....	200 00	
Railroad and telegraph tax due towns....	135,870 74	
State tax, 1908.....	6 20	
State tax, 1909.....	35 51	
Sheriffs and coroners.....	999 44	
State Board of Arbitration and Conciliation	399 35	
State Water Storage Commission.....	5,175 62	
State Water Storage Commission, 1909....	3,636 36	
Support of paupers	48,280 30	
Support of paupers, 1909.....	21,431 21	
Tax on corporations, 1906.....	100 00	
Tax on corporations, 1907.....	175 00	
Tax on railroad companies, amount re- funded	90,785 80	
Topographic and geological Survey.....	9,110 87	
Town of Starks	175 70	
Town of Old Orchard	3,000 00	
Visiting committee to insane hospitals....	506 99	
Visiting Committee to State School for Boys	296 47	\$818,163 62
Cash on hand December 31, 1910.....		135,722 26
		<u>\$4,106,179 96</u>

TABLE No. 4.
Resources of the State.

Cash in the treasury.....	\$135,722 26	
Balance due on State taxes.....	1,765,048 18	\$1,901,770 44
Securities on deposit by Union Mutual Life Insurance Co., of Portland, under chapter 49, section 59, Revised Statutes.....	\$102,000 00	
Securities on deposit by Maine State Relief Association, Portland, under chapter 49, section 140, Revised Statutes.....	38,906 02	
National Casualty Insurance Company of Portland, has on deposit under chapter 49, sections 123 and 125, Revised Statutes	1,800 00	
Sagamore Health & Accident Association, Sanford, has on deposit under chapter 49, section 123, Revised Statutes.....	1,500 00	
The Fraternities Health & Accident Association, Richmond, has on deposit under chapter 49, sections 123 and 125, Revised Statutes	3,487 00	
Portland Casualty Company, Portland, has on deposit under chapter 49, section 123, Revised Statutes	500 00	
Maine Insurance Company, Portland, has on deposit under chapter 49, section 59, Revised Statutes	110,000 00	
Brotherhood Accident Company, of Boston, Mass., has on deposit under chapter 80, section 3 of the Public Laws of 1905....	1,000 00	
Prudential Health & Accident Insurance Co., of Bingham, Maine, has on deposit under chapter 49, section 123 of the Revised Statutes	500 00	
Bond issued to Agricultural College in exchange for sundry bonds which became due in 1889.....	118,300 00	
Bond issued to Agricultural College under chapter 105, Resolves of 1887.....	100,000 00	
Bond issued to Maine Insane Hospital under chapter 70, Resolves of 1887.....	50,000 00	\$527,993 02
		\$2,429,763 46

TABLE No. 5.
Liabilities of the State.

<i>Bonded Debt.</i>		
Bonds issued in renewal of war loan, dated June 1, 1889.....	\$182,000 00	
Bonds issued in renewal of loan for assumption of municipal war deb.s, dated October 1, 1889.....	247,000 00	
Bond issued to Agricultural College in exchange for sundry bonds which became due in 1889.....	118,300 00	
Bond issued to Agricultural College under chapter 105, Resolves of 1887.....	100,000 00	
Bond issued to Maine Insane Hospital, under chapter 70, Resolves of 1887.....	50,000 00	
Bonds due October 1, 1889, not presented for payment.....	700 00	\$693,000 00
<hr/>		
<i>Trust Funds held by the State upon which interest is paid.</i>		
Augustus Hopkins legacy to Maine Industrial School for Girls.....	\$1,000 00	
Eliza Mustard legacy to Maine Industrial School for Girls.....	3,912 50	
Foxcroft Academy fund.....	1,000 00	
Gilman legacy to Insane Hospital.....	1,000 00	
Hebron Academy fund.....	1,000 00	
Houlton Academy fund.....	2,000 00	
Lands reserved for public uses.....	338,162 98	
Madawaska Territory school fund.....	5,000 00	
Nellie F. Shaw fund to Maine Industrial School for Girls.....	4,750 00	
Passamaquoddy Indian fund.....	35,249 25	
Penobscot Indian fund.....	72,328 48	
Peter Lane legacy to Maine Industrial School for Girls.....	1,156 65	
Permanent school fund.....	453,945 00	
Sanford legacy to State School for Boys....	700 00	
School District No. 2, Madison, fund.....	1,000 00	
Williams legacy to Insane Hospital.....	1,000 00	\$223,204 85
<hr/>		
<i>Liabilities of the State on miscellaneous accounts upon which no interest is paid.</i>		
Bond issued to Agricultural College in exchange for sundry bonds which became due in 1889.....	\$118,300 00	

TABLE No. 5.
Liabilities—Continued.

Bond issued to Agricultural College under chapter 105, Resolves of 1887.....	100,000 00	
Bond issued to Maine Insane Hospital under chapter 70, Resolves of 1887.....	50,000 00	
Benjamin C. Jordan fund.....	1,000 00	
Sanford legacy to deaf, dumb and blind....	600 00	
Fund deposited by Receiver of Auburn Trust Company	30 19	
Fund deposited by Receiver of Richmond Savings Bank.....	117 47	
Fund deposited by Receiver of Maine Benefit Life Association.....	275 76	
Deposit by public administrators.....	5,108 47	
Warrants drawn and unpaid.....	384,644 75	\$560,076 64
<hr/>		
Union Mutual Life Insurance Company, has on deposit under chapter 49, section 59 of the Revised Statutes, as follows:		
United States bonds.....	\$50,000 00	
Commonwealth of Massachusetts bond....	50,000 00	
American Realty Company bonds.....	2,000 00	\$102,000 00
<hr/>		
Maine State Relief Association, Portland, has on deposit under chapter 49, section 140 of the Revised Statutes, as follows:		
Aurora, Elgin & Chicago Railway Company bond	\$1,000 00	
City of Toledo, Ohio, bond.....	1,000 00	
Village of Toronto Water Works Company bond	1,000 00	
County of Washington, Maine, bonds.....	2,000 00	
Plainfield Gas and Electric Light Company bonds	1,000 00	
The Evansville Suburban & Newburg Railway Company bonds.....	2,000 00	
Bangor & Aroostook Railroad Company bonds	2,000 00	
Oxford Paper Company bonds.....	2,000 00	
Portland Railroad Company bonds.....	1,500 00	
Portland Water Company bonds.....	3,000 00	

TABLE No. 5.
Liabilities—Continued.

Empire Coke Company and Inter-Urban Gas Company bond.....	1,000 00	
Oakland Water Company bonds.....	2,000 00	
Newport Water Company bond.....	500 00	
Rockland Water Company bonds.....	2,000 00	
Biddeford & Saco Water Company bonds..	1,000 00	
Eastport Water Company bond.....	1,000 00	
Brockton Street Railway Company bonds..	2,000 00	
Huntington Water Company bond.....	1,000 00	
Standish Water and Construction Company bonds	2,000 00	
East Liverpool Railway Company bonds...	1,000 00	
Certificate of stock of First National Bank, Portland	300 00	
Certificate of stock of Chapman National Bank, Portland.....	2,000 00	
Deposit in Maine Savings Bank, Portland..	2,500 00	
Deposit in Portland Savings Bank, Portland	3,205 02	
Deposit in Chapman National Bank, Portland, (department of special deposits)...	900 00	\$38,906 02
National Casualty Insurance Company of Portland, has on deposit under chapter 49, sections 123 and 125, Revised Statutes:		
St. Joseph Railway, Light, Heat & Power Company bond	\$1,000 00	
Certificate of stock of Winchester National Bank, Winchester, N. H.....	800 00	\$1,800 00
Sagamore Health & Accident Association, Sanford, has on deposit under chapter 49, sections 123 and 126, Revised Statutes:		
Town of Brookline, bond.....	\$500 00	
Sioux City Service Co. bond.....	1,000 00	\$1,500 00
The Fraternities Health & Accident Association, Richmond, has on deposit under chapter 49, sections 123 and 126, Revised Statutes:		
Portland & Rumford Falls Railway Company bond	\$500 00	

TABLE No. 5.
Liabilities—Concluded.

Imperial Japanese Government bond.....	487 00	
Certificate of stock of the Continental Mills	2,000 00	
Certificate of stock of the New York Central & Hudson River Railroad Company	500 00	\$3,487 00
<hr/>		
Portland Casualty Company, of Portland, has on deposit under chapter 49, section 123, Revised Statutes:		
Portland & Rumford Falls Railway Company bond	\$500 00	\$500 00
<hr/>		
Maine Insurance Company, Portland, has on deposit under chapter 49, section 59 of the Revised Statutes, as follows:		
Consolidated Electric Light Company of Maine bonds	\$15,000 00	
New York, New Haven and Hartford Railroad Company bonds.....	20,000 00	
Kings County Elevated Railroad Company bonds	15,000 00	
Pennsylvania Railroad Company bond.....	10,000 00	
Aurora, Elgin & Chicago Railway Company bonds	15,000 00	
Lake Shore & Michigan Southern Railway Company bonds	10,000 00	
The Columbus, Buckeye Lake & Newark Traction Company bonds.....	5,000 00	
Union Electric Company bonds.....	20,000 00	\$110,000 00
<hr/>		
Brotherhood Accident Company, of Boston, Mass., has on deposit under chapter 80, section 3 of the Public Laws of 1905:		
Boston & Maine Railroad Company bond..	\$1,000 00	\$1,000 00
<hr/>		
Prudential Health & Accident Insurance Co., Bingham, Maine, has on deposit under chapter 49, section 123 of the Revised Statutes:		
Deposit in State Trust Co., Augusta, (savings department)	\$500 00	\$500 00
<hr/>		
		\$2,540,974 52

TABLE NO. 6.

Semi-Annual Tax Assessed on Savings Banks for the Year 1910, as Provided by Sec. 54 of Chapter 8, Revised Statutes, as Amended by Chapter 49, Public Laws of 1909.

NAME OF BANK.	Tax for half year ending April 30.	Tax for half year ending Oct. 29.	Total tax.
Androscoggin County	\$8,206 78	\$8,218 16	\$16,424 94
Auburn	5,209 45	5,181 79	10,391 24
Augusta	20,809 32	20,533 96	41,343 28
Bangor	15,495 89	15,541 40	31,037 29
Bar Harbor	36 80	39 37	76 17
Bath Savings Institution	11,295 81	11,321 78	22,637 59
Belfast	4,514 41	4,621 47	9,135 88
Bethel	1,033 79	1,040 01	2,073 80
Biddeford	3,044 37	3,040 27	6,084 64
Boothbay	1,040 41	1,029 91	2,070 32
Brewer	787 19	792 11	1,579 30
Bridgton	1,909 23	1,878 95	3,788 18
Brunswick Savings Institution	2,502 47	2,574 12	5,076 59
Buxton & Hollis	1,035 41	1,031 38	2,066 79
Calais	1,207 67	1,163 03	2,370 70
Camden	369 03	346 63	715 71
Cascade	638 15	680 72	1,377 87
Dexter	1,091 19	1,087 36	2,178 55
Eastport	1,826 32	1,761 23	3,587 55
Fairfield	1,229 58	1,227 72	2,457 30
Franklin County	1,539 53	1,549 13	3,088 66
Gardiner Savings Institution	7,407 47	7,458 74	14,866 21
Gorham	1,715 86	1,739 37	3,455 23
Hallowell Savings Institution	2,310 32	2,309 98	4,620 30
Hancock County	622 83	610 25	1,233 08
Holtton	1,999 76	2,036 78	4,036 54
Kennebec	2,490 76	2,563 22	5,053 98
Kennebunk	2,327 80	2,400 30	4,727 10
Kingfield	192 34	199 61	391 95
Machias	2,211 90	2,155 92	4,367 82
Maine	42,995 12	44,123 25	87,118 37
Mechanics	1,305 94	1,322 01	2,627 95
Norway	1,205 02	1,234 85	2,439 87
Penobscot	6,424 09	6,307 43	12,731 52
*People's Safe Deposit and Savings	2,025 86	1,915 04	3,940 90
People's	3,832 43	3,892 99	7,695 41
Phillips	476 19	483 69	959 88
Piscataquis	2,154 58	2,181 91	4,336 49
Portland	31,835 49	32,234 76	64,070 25
Rockland	5,608 62	5,558 23	11,166 90
*Saco	3,531 17	3,610 02	7,171 19
Saco & Biddeford Savings Institution	8,351 61	7,885 73	16,237 34
Searsport	621 34	644 57	1,265 91
Skowhegan	4,114 87	4,269 15	8,384 02
South Berwick	1,548 41	1,523 72	3,072 13
South Paris	949 85	949 41	1,899 26
Thomaston	1,544 22	1,575 56	3,119 78
Topsham & Brunswick 25c	763 56	786 17	1,549 73
Tremont	147 67	157 81	305 48
Waterville	4,512 95	4,632 82	9,145 77
Wiscasset	748 82	776 43	1,525 25
York County	2,954 61	2,831 93	5,786 54
	\$233,854 25	\$235,173 08	\$469,027 33

*Unpaid

TABLE NO. 7.

Semi-Annual Tax Assessed on Trust and Banking Companies for the Year 1910, as Provided by Sec. 65, Chap. 8, Revised Statutes, as Amended by Chap 49 Public Laws of 1909.

NAME OF COMPANY.	Tax for half year ending April 30.	Tax for half year ending Oct. 29.	Total tax.
Aroostook Trust & Banking.....	\$222 83	\$165 00	\$387 83
Augusta Trust.....	8,663 51	8,676 96	17,340 47
Bar Harbor Banking & Trust.....	1,284 63	1,396 52	2,681 15
Bath Trust.....	867 56	936 94	1,804 50
Eastern Trust & Banking.....	4,820 80	4,971 64	9,792 44
Fidelity Trust.....	8,089 49	6,719 87	14,809 36
Fort Kent Trust.....	179 95	185 87	365 82
Frontier Trust.....	226 22	217 48	443 70
Goodwin Trust.....	115 57	126 19	241 76
Guilford Trust.....	866 29	900 34	1,766 63
Hallowell Trust & Banking.....	23 75	178 07	182 82
Holiton Trust.....	892 21	859 14	1,651 35
International Trust & Banking.....	337 00	560 00	947 00
Kenduskeag Trust.....	1,817 77	1,855 04	3,672 81
Kineo Trust.....	905 38	940 50	1,845 88
Lewiston Trust & Safe Deposit.....	2,712 10	2,965 21	5,677 31
Livermore Falls Trust & Banking.....	1,846 44	1,839 13	3,735 57
Machias Banking.....	135 24	143 55	278 79
Maine Trust & Banking.....	1,561 78	1,591 28	3,153 06
Mars Hill Trust.....	123 35	96 16	219 51
Mercantile Trust.....	1,238 74	1,404 43	2,643 17
Merchants Trust & Banking.....	91 27	86 46	177 73
Merrill Trust.....	-	-	-
Millinocket Trust.....	266 72	238 18	504 90
People's Trust.....	142 75	132 59	275 34
Pittsfield Trust.....	617 89	613 29	1,231 18
Rangleey Trust.....	284 98	290 01	574 99
Rockland Trust.....	746 75	726 23	1,472 98
Rumford Falls Trust.....	2,386 81	2,515 46	4,902 27
Security Trust.....	1,633 51	1,603 94	3,237 45
State Trust.....	2,209 29	2,167 19	4,376 48
Stockton Springs Trust.....	47 21	47 02	94 23
Union Safe Deposit & Trust.....	571 02	691 83	1,262 85
Union Trust.....	1,623 94	1,660 36	3,284 30
United States Trust.....	583 70	769 10	1,352 80
Van Buren Trust.....	100 60	110 45	211 05
Waldo Trust.....	1,050 98	1,051 61	2,102 62
Westbrook Trust.....	843 75	885 27	1,729 02
	\$50,156 78	\$50,349 34	\$100,506 12

TABLE NO. 8.

Semi-Annual Tax Assessed on Loan and Building Associations for the Year 1910, as Provided by Sec. 57 of Chap. 8, Revised Statutes, as amended by Chap. 24, Public Laws of 1909.

NAME OF ASSOCIATION.	Tax for half year ending April 30.	Tax for half year ending Oct. 31.	Total tax.
Anburn	\$9 21	\$7 68	\$16 89
Augusta	-	-	-
Bangor	14 88	-	14 88
Bar Harbor	7 64	6 07	13 71
Bath	-	-	-
Belfast	3 18	3 91	7 09
Brunswick	-	-	-
Bucksport	2 38	2 42	4 80
Casco	-	16 82	16 82
Camberland	18 84	21 17	40 01
Deering	18 07	9 74	27 81
*Dexter	83 13	65 00	148 13
Ellsworth	62 49	67 10	129 59
Falmouth	-	-	-
Forest City	2 39	2 55	4 94
Gardiner	1 79	3 29	5 08
Guilford	63	91	1 54
Hallowell	-	2 31	2 31
Kennebunk	1 88	3 71	5 59
Lewiston	63	68	1 31
Madison	2 00	2 00	4 00
Mechanic Falls	3 48	3 46	6 94
Mechanics	5 43	-	5 43
Old Town	8 51	-	8 51
Penobscot	15 00	18 21	33 21
Piscataquis	-	5 20	5 20
Portland	-	-	-
Rockland	5 00	11 08	16 08
Sanford	50 04	40 55	90 59
Somerset	4 94	-	4 94
South Portland	-	2 64	2 64
Waldoboro	1 90	1 92	3 82
Waterville	8 20	6 92	15 12
Wiscasset	13	11	24
York	-	-	-
	\$331 27	\$305 45	\$336 72

*Unpaid

TABLE NO. 9.

Tax Assessed on Railroad Companies for the Year 1910, as Provided by Secs. 25, 26, 27 of Chap. 8, Revised Statutes, as Amended by Chap. 168, Public Laws of 1907 and Chap. 81 of Public Laws 1909.

NAME OF RAILROAD.	Tax.
*Bangor and Aroostook	\$83,395 73
Boston and Maine	136,999 21
Bridgton and Saco River	482 01
Georges Valley	59 04
†Grand Trunk Railway	40,139 37
Kennebec Central	277 75
Lime Rock	2,300 33
Maine Central	340,173 53
Monson	54 21
Sandy River and Bangeley Lakes	1,317 09
Sebasticock and Moosehead	297 28
‡Somerset	4,041 57
The Canadian Pacific	65,639 33
§Washington County	8,136 70
Wiscasset, Waterville and Farmington	291 21
York Harbor and Beach	675 45
Atlantic Shore Line	3,278 31
Auburn and Turner	88 10
Bangor Railway and Electric	3,402 33
Benton and Fairfield	80 45
Biddeford and Saco	1,187 41
Calais Street	210 67
Fairfield and Shawmut	58 07
Fryeburg Horse	1 12
Lewiston, Augusta and Waterville Street Railway	4,477 23
Norway and Paris Street Railway	120 46
Portland and Brunswick Street Railway	297 52
Portland Railroad Company	19,451 88
Rockland, South Thomaston and St. George Railway	6 07
Rockland, Thomaston and Camden Street Railway	1,312 54
Somerset Traction Company	111 19
Waterville and Fairfield Railway and Light	983 71
Waterville and Oakland Street Railway	425 47
	\$719,766 34

*\$79,225.94 rebated under Section 4, Chapter 122, Private and Special Laws of 1891.

†\$2,703.01 abated under Section 28 of Chapter 8, Revised Statutes.

‡\$3,839.49 rebated under Section 16, Chapter 159, Private and Special Laws of 1903.

§\$7,720.37 rebated under Section 3, Chapter 90, Private and Special Laws of 1895.

TABLE NO. 10.

Tax Assessed on Telegraph Companies for the Year 1910, as Provided by Secs. 36, 37, 38 and 39 of Chap. 8, Revised Statutes, as Amended by Chap. 210, Public Laws of 1909.

NAME OF COMPANY.	Tax.
Northern.....	\$213 81
*Postal.....	767 59
Western Union.....	2,785 09
	\$3,765 99

* Unpaid.

TABLE NO. 11.

Tax Assessed on Telephone Companies for the Year 1910, as Provided by Secs. 36, 37, 38 and 39 of Chap. 8, Revised Statutes, as Amended by Chap. 210, Public Laws of 1909.

NAME OF COMPANY.	Tax.
Aroostook Telegraph and Telephone.....	\$2,075 42
Aroostook Farmers' Telegraph and Telephone.....	117 64
Center Lincolnville.....	81 53
China.....	42 04
Cumberland.....	227 18
Danforth.....	52 75
Forest.....	56 25
Hartland and St. Albans.....	37 13
Hebron's Home.....	27 15
Independent Telephone and Telegraph.....	21 44
Knox Telephone and Telegraph.....	814 61
Lewiston and Auburn.....	256 50
Lewiston, Greene and Monmouth.....	139 36
Liberty and Belfast Telephone and Telegraph.....	37 21
Maine Telephone and Telegraph.....	2,207 17
Monroe and Brooks.....	16 59
Moosehead.....	99 81
Mount Vernon.....	23 18
New England Telephone and Telegraph.....	47,911 67
New Sharon and Norridgewock.....	36 11
Ossipee Valley Telephone and Telegraph.....	268 03
Oxford County Telephone and Telegraph.....	76 05
Pine Tree Telephone and Telegraph.....	53 68
Plymouth Telephone and Telegraph.....	22 27
Poland.....	97 70
Saint Francis.....	13 60
The Eagle Lake.....	14 92
The Nash.....	84 36
Union River.....	17 15
Waldo and Penobscot Telephone.....	23 38
West Penobscot Telephone and Telegraph.....	86 94
	\$54,988 32

TABLE NO. 12.

Tax Assessed on Express Companies for the Year 1910 as Provided by Sec. 42 of Chap. 8, Revised Statutes, as Amended by Chap. 167 Public Laws of 1907 and Chap. 152 of Public Laws, 1909.

NAME OF COMPANY.	Tax.
American	\$18,006 67
Boston and Lewiston	32 92
Canadian	1,306 44
Homer's	14 25
Hovt's	286 20
Jellison's	3 30
Merchants'	5 40
Penobscot County and Boston	3 60
Pope's	58 25
Prince's	46 88
Queen City	2 70
Ray's	18 54
Sawver's	117 00
Skillings	25 50
Tarbox	337 52
Traders'	41 25
Western	203 96
	\$20,510 38

TABLE NO. 13.

Tax Assessed on Insurance Companies for the Year 1910. as provided by Secs. 48, 49 and 50 of Chapter 8, Revised Statutes as Amended by Chapter 114 Public Laws of 1909.

MAINE STOCK MARINE COMPANIES.

NAME OF COMPANY.	Location.	Tax.
Merchants.....	Bangor, Me.....	\$579 24
Union.....	Bangor, Me.....	662 93
		\$1,242 17

STOCK FIRE AND MARINE COMPANIES OF OTHER STATES.

Aetna.....	Hartford, Conn.....	\$2,600 64
Agricultural.....	Watertown, N. Y.....	307 56
Alliance.....	Philadelphia, Pa.....	401 56
American.....	Newark, N. J.....	284 87
American Central.....	St. Louis, Mo.....	517 31
Boston.....	Boston, Mass.....	1,238 63
Caledonian-American.....	New York, N. Y.....	13 81
Capital Fire.....	Concord, N. H.....	496 46
Citizens.....	St. Louis, Mo.....	172 63
City of New York.....	New York, N. Y.....	105 88
Columbia.....	Jersey City, N. J.....	65 03
Commerce.....	Albany, N. Y.....	103 15
Commercial Union Fire.....	New York, N. Y.....	30 81
Commonwealth.....	New York, N. Y.....	88 48
Connecticut Fire.....	Hartford, Conn.....	576 52
Continental.....	New York, N. Y.....	1,067 77
Delaware.....	Philadelphia, Pa.....	212 20
Dixie Fire.....	Greensboro, N. C.....	34 75
Dutchess Fire.....	Poughkeepsie, N. Y.....	171 32
Eastern Fire.....	Atlantic City, N. J.....	167 54
Equitable Fire and Marine.....	Providence, R. I.....	349 63
Federal.....	Jersey City, N. J.....	1 31
Fidelity Fire.....	New York, N. Y.....	196 03
Fire Association.....	Philadelphia, Pa.....	1,264 13
Firemen's Fund.....	San Francisco, Cal.....	620 17
Firemans.....	Newark, N. J.....	744 87
Franklin Fire.....	Philadelphia, Pa.....	324 75
German Alliance.....	New York, N. Y.....	54 38
German American.....	New York, N. Y.....	1,152 17
Germania Fire.....	New York, N. Y.....	248 88
Glens Falls.....	Glens Falls, N. Y.....	110 63
Granite State Fire.....	Portsmouth, N. H.....	1,751 15
Hanover Fire.....	New York, N. Y.....	315 58
Hartford Fire.....	Hartford, Conn.....	2,420 91
Home.....	New York, N. Y.....	2,016 18
Insurance Co. of North America.....	Philadelphia, Pa.....	3,170 30
Mercantile Fire and Marine.....	Boston, Mass.....	189 72
National Fire.....	Hartford, Conn.....	1,076 32
National Union Fire.....	Pittsburg, Pa.....	227 36
New Brunswick Fire.....	New Brunswick, N. J.....	74 03
New Hampshire Fire.....	Manchester, N. H.....	1,111 51
Niagara Fire.....	New York, N. Y.....	671 15
North British and Mercantile.....	New York, N. Y.....	77 81
Old Colony.....	Boston, Mass.....	251 35
Orient.....	Hartford, Conn.....	371 78
Pellcan Assurance Co.....	New York, N. Y.....	11 60
Pennsylvania Fire.....	Philadelphia, Pa.....	497 48
Phenix.....	Brooklyn, N. Y.....	719 53
Phoenix.....	Hartford, Conn.....	1,508 96
Providence Washington.....	Providence, R. I.....	1,118 35
Queen.....	New York, N. Y.....	556 69
Rellance.....	Philadelphia, Pa.....	79 56
Rochester German.....	Rochester, N. Y.....	54 54
Security.....	New Haven, Conn.....	204 89

TABLE NO. 13.

Tax on Insurance Companies.—Continued

STOCK FIRE AND MARINE COMPANIES OF OTHER STATES.—Concluded.

NAME OF COMPANY.	Location.	Tax.
Shawnee Fire.....	Topeka, Kan.....	345 09
Springfield Fire and Marine.....	Springfield, Mass.....	1,041 95
Spring Garden.....	Philadelphia, Pa.....	854 83
St. Paul Fire and Marine.....	St. Paul, Minn.....	454 22
Subscribers at United States "Lloyds".....	New York, N. Y.....	9 76
Union.....	Philadelphia, Pa.....	240 23
Westchester Fire.....	New York, N. Y.....	365 13
Williamsburg City Fire.....	Brooklyn, N. Y.....	195 95
		\$95,707 83

MUTUAL FIRE COMPANIES OF OTHER STATES.

Holyoke.....	Salem, Mass.....	\$442 84
Middlesex.....	Concord, Mass.....	239 10
Providence.....	Providence, R. I.....	63 64
Quincy.....	Quincy, Mass.....	427 53
Traders and Mechanics.....	Lowell, Mass.....	374 59
Vermont.....	Montpelier, Vt.....	486 05
Worcester.....	Worcester, Mass.....	50 01
		\$2,083 76

FIRE AND MARINE COMPANIES OF FOREIGN COUNTRIES.

Aachen and Munich Fire.....	New York, N. Y.....	\$56 79
Atlas Assurance.....	New York, N. Y.....	222 59
British American Assurance.....	Toronto, Can.....	154 24
Caledonian.....	New York, N. Y.....	277 21
Commercial Union Assurance.....	New York, N. Y.....	685 81
Hamburg Bremen Fire.....	New York, N. Y.....	621 89
Liverpool and London and Globe.....	New York, N. Y.....	1,479 14
London Assurance Corporation.....	New York, N. Y.....	472 58
London and Lancashire Fire.....	New York, N. Y.....	507 65
Mannheim.....	New York, N. Y.....	200 37
North British and Mercantile.....	New York, N. Y.....	946 76
Northern Assurance.....	New York, N. Y.....	473 01
Norwich Union Fire Insurance Society.....	New York, N. Y.....	282 10
Palatine.....	New York, N. Y.....	151 46
Phoenix Assurance.....	New York, N. Y.....	220 23
Prussian National.....	Chicago, Ill.....	137 21
Royal.....	Boston, Mass.....	1,284 06
Royal Exchange Assurance.....	New York, N. Y.....	276 03
Scottish Union and National.....	Hartford, Conn.....	369 61
State Fire Limited.....	Hartford, Conn.....	25 56
Sun Insurance Office.....	New York, N. Y.....	440 44
Western Assurance.....	Toronto, Canada.....	325 05
		\$9,609 32

LIFE INSURANCE COMPANY OF MAINE.

Union Mutual.....	Portland, Me.....	\$12,352 29
-------------------	-------------------	-------------

LIFE INSURANCE COMPANIES OF OTHER STATES.

Aetna.....	Hartford, Conn.....	\$905 79
Columbia National.....	Boston, Mass.....	70 00
Connecticut General.....	Hartford, Conn.....	250 70
Connecticut Mutual.....	Hartford, Conn.....	1,853 88

TABLE NO 13.

Tax on Insurance Companies.—Continued.

LIFE INSURANCE COMPANIES OF OTHER STATES.—Concluded.

NAME OF COMPANY.	Location.	Tax.
Equitable Life Assurance.....	New York, N. Y.....	\$6,095 15
Fidelity Mutual.....	Philadelphia, Pa.....	271 13
Home.....	New York, N. Y.....	481 56
John Hancock Mutual.....	Boston, Mass.....	156 00
Manhattan.....	New York, N. Y.....	46 34
Massachusetts Mutual.....	Springfield, Mass.....	2,090 95
Metropolitan.....	New York, N. Y.....	9,954 29
Mutual.....	New York, N. Y.....	6,202 97
Mutual Benefit.....	Newark, N. J.....	3,186 01
National.....	Montpelier, Vt.....	1,399 25
New England Mutual.....	Boston, Mass.....	2,588 64
New York.....	New York, N. Y.....	4,492 57
Northwestern Mutual.....	Milwaukee, Wis.....	4,200 67
Penn Mutual.....	Philadelphia, Pa.....	3,298 15
Phoenix Mutual.....	Hartford, Conn.....	659 61
Provident Life and Trust Co.....	Philadelphia, Pa.....	1,494 62
Pruential.....	Newark, N. J.....	2,635 01
Security Mutual.....	Binghamton, N. Y.....	162 79
State Mutual.....	Worcester, Mass.....	522 25
Travelers.....	Hartford, Conn.....	1,195 15
Union Central.....	Cincinnati, Ohio.....	686 51
United States.....	New York, N. Y.....	22 00
		\$54,931 49

MAINE MISCELLANEOUS COMPANIES.

Augusta Mutual Plate Glass.....	Augusta Me.....	\$19 19
Maine Insurance Co.....	Portland, Me.....	603 37
		\$622 56

MISCELLANEOUS COMPANIES OF OTHER STATES.

Aetna Accident and Liability.....	Hartford, Conn.....	\$9 88
Aetna Life.....	Hartford, Conn.....	352 18
American Bonding.....	Baltimore, Md.....	59 39
American Credit Indemnity.....	New York, N. Y.....	165 93
American Surety.....	New York, N. Y.....	115 88
Bankers Surety.....	Cleveland, Ohio.....	14 73
Casualty Co. of America.....	New York, N. Y.....	807 46
Columbian National.....	Boston, Mass.....	36 02
Continental Casualty.....	Hammond, Ind.....	310 76
Empire State Surety.....	Brooklyn, N. Y.....	23 57
Employers Liability Assurance Corp.....	Waterville, Me.....	671 04
Equitable Accident.....	Boston, Mass.....	78 95
Federal Casualty.....	Detroit, Mich.....	96 91
Fidelity and Casualty.....	New York, N. Y.....	601 42
Fidelity and Deposit.....	Baltimore, Md.....	79 82
Frankford Marine Accident & Plate Glass....	New York, N. Y.....	48 52
General Accident, Fire & Life Assurance Cor.	Philadelphia, Pa.....	295 61
Great Eastern Casualty and Indemnity.....	New York, N. Y.....	178 60
Hartford Steam Boiler Inspection & Insurance	Hartford, Conn.....	127 15
Lloyds Plate Glass.....	New York, N. Y.....	34 74
Loyal Protective.....	Boston, Mass.....	255 09
Maryland Casualty.....	Baltimore, Md.....	314 16
Massachusetts Accident.....	Boston, Mass.....	368 46
Massachusetts Bonding and Insurance.....	Boston, Mass.....	61 40
Metropolitan Casualty.....	New York, N. Y.....	98 25
National Casualty.....	Detroit, Mich.....	128 35
National Surety.....	New York, N. Y.....	153 73
New Amsterdam Casualty.....	New York, N. Y.....	13 71
New Jersey Plate Glass.....	Newark, N. J.....	29 10

TABLE NO 13.

Tax on Insurance Companies.—Continued.

MISCELLANEOUS COMPANIES OF OTHER STATES.—Concluded.

NAME OF COMPANY.	Location.	Tax.
New York Plate Glass.....	New York, N. Y.....	16 18
North American Accident.....	Chicago, Ill.....	56 15
Ocean Accident and Guarantee Corp'n.....	New York, N. Y.....	38 21
Phoenix Preferred Accident.....	Detroit, Mich.....	1 42
Preferred Accident.....	New York, N. Y.....	156 63
Ridgeley Protective Association.....	Worcester, Mass.....	63 32
Standard Accident.....	Detroit, Mich.....	175 12
Title Guaranty and Surety.....	Scranton, Pa.....	5 37
Travelers Indemnity.....	Hartford, Conn.....	16 96
Travelers (Accident Dept).....	Hartford, Conn.....	1,087 56
United States Casualty.....	New York, N. Y.....	114 40
United States Fidelity and Guaranty.....	Baltimore, Md.....	119 20
United States Health and Accident.....	Saginaw, Mich.....	586 11
Woodmen's Casualty.....	Indianapolis, Ind.....	53 70
		\$7,905 14
MAINE ASSESSMENT COMPANIES.		
Fraternities Health and Accident Association.....	Richmond, Me.....	\$399 09
National Casualty.....	Portland, Me.....	113 83
Portland Casualty.....	Portland, Me.....	81 45
Prudential Health and Accident.....	Bingham, Me.....	3 18
Sagamore Health and Accident Association.....	Sanford, Me.....	119 93
		\$717 48
ASSESSMENT COMPANIES OF OTHER STATES.		
Eastern Casualty.....	Boston, Mass.....	\$5 15
Masonic Mutual Accident.....	Springfield, Mass.....	130 83
New England Casualty.....	Boston, Mass.....	78
Peerless Casualty.....	Keene, N. H.....	92 93
		\$229 19
MAINE MUTUAL FIRE COMPANIES.		
Aroostook County Patrons.....	Houlton.....	\$2 61
Aroostook.....	Presque Isle.....	47 03
Boothbay.....	Boothbay.....	11
Brunswick Farmers.....	Brunswick.....	05
Citizens.....	Bristol.....	05
Danville.....	Auburn.....	05
Dirigo.....	Gorham.....	78 21
Edgecomb.....	Edgecomb.....	78
Equitable.....	Richmond.....	15 83
Falmouth.....	Falmouth.....	51
Freeport and Yarmouth.....	Freeport.....	07
Gardiner and Richmond.....	Gardiner.....	02
Hampden.....	Hampden.....	4 51
Hancock.....	Bar Harbor.....	26 44
Harpwell.....	Harpwell.....	29
Harrison.....	Harrison.....	10 17
Homestead.....	Portland.....	31 97
Jay.....	Jay.....	25
Lovell.....	Lovell.....	03
Matawaska.....	Van Buren.....	15
Maine Farmers.....	Lisbon Falls.....	6 30
Mercantile and Manufacturers.....	Portland.....	214 00
Mutual.....	Saco.....	28 23
Narragansett.....	Gorham.....	8 67

TABLE NO. 13.

Tax on Insurance Companies.—Concluded.

MAINE MUTUAL FIRE COMPANIES.—Concluded.

NAME OF COMPANY.	Location.	Tax.
Oxford Co. Patrons of Husbandry.....	South Paris.....	10 94
Patrons Androseoggin.....	Auburn.....	5 67
Pine Tree State.....	Sabattus.....	10 94
Pittston and Whitefield.....	Pittston.....	14
Warren Farmers.....	Warren.....	13
Wells.....	Wells.....	11
Wilton.....	Wilton.....	42
Windham.....	Windham.....	01
		\$504 74

RECAPITULATION.

Maine Stock Marine Companies.....	\$1,242 17
Stock, Fire and Marine Companies of Other States.....	35,737 83
Mutual Fire Companies of Other States.....	2,033 76
Fire and Marine Companies of Foreign Countries.....	9,639 32
Life Insurance Company of Maine.....	12,352 29
Life Insurance Companies of Other States.....	54,931 49
Maine Miscellaneous Companies.....	622 56
Miscellaneous Companies of Other States.....	7,935 14
Maine Assessment Companies.....	717 48
Assessment Companies of Other States.....	229 19
Maine Mutual Fire Companies.....	504 74
	\$125,905 97

TABLE No. 14.

**Tax Assessed on Collateral Inheritances and Paid into the Treasury
During the Year 1910, as Provided by Chapter 186-187, Public Laws
of 1909.**

NAME OF ESTATE.	Amount of tax.	NAME OF ESTATE.	Amount of tax.
ANDROSCOGGIN COUNTY.			
Thomas H. Wallace.....	\$992 00	Theodate S. Mace.....	\$88 31
Mary J. Brown.....	6 60	Mary J. McLellan.....	508 70
Isaac A. Trueworthy.....	98 00	Abbia E. Pratt.....	155 78
Clara E. Bucknam.....	27 21	Mary A. Brown.....	24 50
Cornelia H. Ripley.....	66 30	Isaiah H. Simpson.....	120 50
Gilman Martin.....	6 02	Martha A. Colby.....	103 83
		Martha E. Tate.....	131 10
		Octavia Hooper.....	15 66
		Ann C. Moors.....	17 05
	\$1,196 13	Louisa W. McLeod.....	214 53
AROSTOOK COUNTY.			
Minerva L. True.....	\$2,104 70	Charles F. Parker.....	34 50
William B. Jewett.....	14 49	Michael H. Reddy.....	29 73
Loantha J. Hurd.....	120 00	Cynthia Messer.....	52 60
		George Burnham, Jr.....	8,462 07
		Susan D. Wiggin.....	29 09
		Henry L. Gregg.....	68 50
	\$2,239 19	Rebecca C. Whittemore.....	127 46
CUMBERLAND COUNTY.			
Isaiah M. Daicy.....	\$202 80	Dorcas E. Sawyer.....	40 62
Fred O. Benner.....	87 90	Francis S. Mitchell.....	33 13
Almira T. Perley.....	1,617 38	Meriel B. Kidder.....	152 50
Joseph Kyle.....	251 10	John H. Knight.....	342 00
Lucy S. Waterman.....	139 61	Bradford H. Matson.....	38 50
Stephen H. Weeks.....	2,200 11	Lydia M. Alley.....	46 70
Daniel I. Libby.....	96 81	Maria E. Coombs.....	75 70
Diantha F. Libby.....	38 34	Horace H. Ricker.....	6 82
John H. Fogg.....	406 53	Harriet A. Libby.....	13,898 44
Charles W. Trott.....	37 99	Daniel W. Hoegg.....	137 75
Patrick Conley.....	66 36	Lettie Woodward.....	291 16
Margaret J. Chamberlain.....	154 80	John L. Higgins.....	24 50
Augustus G. Fuller.....	1,665 40	Ellen C. Williams.....	898 13
Harriet H. Hannaford.....	352 72	Elisha W. Conley.....	6,375 73
Isabelle C. Sloman.....	330 89		
Albion C. Chaplin.....	79 44		\$46,033 70
Hannah E. Knight.....	65 55	FRANKLIN COUNTY.	
William E. Marriner.....	10 21	Flavius E. Ham.....	\$60 24
Freeman Hartford.....	13 68	Catherine S. Blaisdell.....	12 30
Andrew S. Sawyer.....	258 60	Wm. T. Brackley.....	14 44
Angelina E. Hacker.....	78 89	Evie Emery.....	2 22
Sarah E. Soule.....	636 51	Mary C. Leland.....	20 80
Carolyn W. McIntire.....	3 96	Daniel C. Leavitt.....	52 44
Angelina L. Gould.....	122 11	William Bowman.....	124 73
Sarah C. Weston.....	156 93	Elisha E. Merrow.....	157 12
Martha T. Fox.....	844 34	Francis C. Belcher.....	85 00
Chas. O. Hunt.....	186 00	Ann H. Lambert.....	101 04
Mary L. Marston.....	170 38	Flavius J. Goodspeed.....	116 00
Meville C. Watts.....	6 60		
James M. Chase.....	20 90		\$746 38
Harriet G. Woodard.....	67 32	HANCOCK COUNTY.	
Mary W. B. Marrotte.....	539 02	Edward P. Currier.....	\$17 51
Emma P. Merrillman.....	82 69	Georgia C. Perkins.....	55 34
Floris M. Whitney.....	193 60	Martha D. Swasey.....	46 91
Abbie M. Dewey.....	58 00	Joseph Tagert Macauley.....	208 98
Ellen M. Griffin.....	24	Frances C. Macauley.....	118 38
Mary E. Cook.....	155 44	Mary L. Folsom.....	100 88
Simon E. McLellan.....	158 63	John F. Pherson.....	89 48
Mary A. Chute.....	23 10	John S. Kennedy.....	4,780 35
Marietta Chase Webber.....	62 83	Jesse M. Ray.....	16 62
Mary S. Rice.....	642 50	Frankie M. Jordan.....	694 39
Elizabeth S. Frank.....	63 00		
Daniel C. Johnson.....	169 70		
Mary A. Mayberry.....	969 20		\$6,128 84

TABLE No. 14.
Tax on Collateral Inheritances—Continued.

NAME OF ESTATE.	Amount of tax.	NAME OF ESTATE.	Amount of Tax.
KENNEBEC COUNTY.		OXFORD COUNTY.	
Catherine E. Woodward.....	\$90 00	Peter B. Young.....	\$546 34
Ellen S. Lyon.....	40 00	Electra N. Brown.....	131 18
John F. Stanley.....	16 00	Eleanor Whitman.....	305 27
Joseph A. Homan.....	1,650 00	Emma Stillman.....	11 42
Susan C. Brooks.....	435 00	Frank R. Taylor.....	1,257 53
Edward T. Rice.....	20 00	Sadie B. Ivons.....	32 25
Frederick Hamlin.....	15 00	Annie E. Virgin.....	5 77
Lucy A. Metcalf.....	70 00	George Clark.....	45 05
Sarah P. Robinson.....	140 00	John Houghton.....	201 55
John C. Godding.....	20 00	Priscilla Elliott.....	697 01
Isabella D. Godding.....	460 00	Alonzo F. Lewis.....	398 68
Eva S. Cochrane.....	150 00	George E. Buck.....	16 25
Mary B. Spaulding.....	120 00	Martha A. Owen.....	10 80
Julia E. Hartford.....	220 00	Sarah B. Howe.....	35 79
Walter Bishop.....	20 00	Susan Walker.....	385 76
Geo. W. Pillsbury.....	134 00	Angela B. Wilkins.....	70 89
Anna F. B. Mason.....	1,600 00	Bertha L. Packard.....	16 07
Oliver Parsons.....	60 00	Albert E. Robinson.....	800 00
J. S. Wingate.....	20 00	Harriet C. Kilder.....	136 50
Illathera Barker.....	70 00	William H. Merrill.....	48 02
Peter Mullen.....	38 00	Olive Trumbull.....	34 71
Lucy M. Amee.....	410 00	Mary J. Garland.....	46 77
Alonzo P. Burgess.....	920 00		
Shelden H. Gardner.....	60 00		
Rebecca S. Milliken.....	120 00		
	\$6,898 00	PENOBSCOT COUNTY.	
KNOX COUNTY.		Herbert A. Arnold.....	\$142 56
Joseph P. Hall.....	\$73 00	Ada Gilman.....	28 30
Aurelia Clough.....	81 44	Emily Sinclair.....	17 54
Edward Ellis O'Brien.....	175 00	Henry A. Colter.....	2 40
Helen R. Waterhouse.....	1,014 12	Elbridge G. H. Smith.....	89 80
Oliver Gay.....	17 96	Hannah J. Gilman.....	1 59
James C. Strout.....	153 38	Anna M. Lander.....	12 62
Martha A. J. Harden.....	59 12	Charles E. Phillips.....	2,052 80
Alzira L. Crie.....	496 39	Abbie A. Emery.....	467 12
Belinda Vose.....	3 50	Lewis Clement.....	45 46
Samuel M. Veazie.....	180 00	Nathaniel Oak.....	456 50
Nancy A. Piper.....	30 30	Margaret J. Wyer.....	14 74
Mary E. Calderwood.....	8 44	Thornton Lyford.....	896 24
Ellen M. Norwood.....	15 00	Hannah M. Brigham.....	94 42
Herbert Lermont.....	6 25	Augustus C. Hamlin.....	120 00
Duncan M. Starrett.....	12 00	B. Pratt Hubbard.....	140 04
John R. Studley.....	495 35	Sarah T. Fox.....	187 95
Kate Rose.....	5 00	Paul R. Curils.....	4 41
	\$2,826 26	Julia A. Burr.....	23 62
LINCOLN COUNTY.		Fred E. Pinkham.....	83 09
Francis T. Lewis.....	\$9 90	Hiram M. Wiswell.....	48 81
N. Elizabeth Cunningham.....	9 64	Helen S. Hunt.....	70 66
Ann E. Chase.....	188 50	John H. Glynn.....	385 03
Frank B. Cothran.....	67 50	Johanna Casey.....	57 11
Laura A. Chase.....	741 66	Caroline A. H. Preble.....	46 98
Albion W. Flye.....	616 00	Eugene H. Stetson.....	57 70
Mary C. Roberts.....	18 50	Addie Patten.....	2 50
Arlotta M. Thorp.....	53 15	Caroline D. Chick.....	14 63
Ezekiel Ross.....	2,330 43	William Engel.....	15,619 16
Harriet E. Ford.....	216 92	Ann E. Wingate.....	206 80
Richard L. Kavanagh.....	135 04		
Theresa Robinson.....	91 99	PISCATAQUIS COUNTY.	
Lydia H. Howes.....	12 66	Amanda E. Palmer.....	\$1,389 39
John Thompson.....	325 06	Augusta W. Mellus.....	3 55
Esther H. Ross.....	3,005 00	Allie E. Stevens.....	641 00
Enoch H. Goudy.....	1 49		
Amanda W. Bryant.....	144 56		
	\$7,918 03		\$2,033 94

TABLE No. 14.
Tax on Collateral Inheritances—Continued.

NAME OF ESTATE.	Amount of tax.	NAME OF ESTATE.	Amount of tax.
SAGADAHOC COUNTY.		YORK COUNTY.	
Rachel M. Bond	\$74 10	Susan D. Smith	\$208 88
Harriet Wright	27 01	Alpheus Libby	79 86
Susan F. Goodwin	3,295 00	Sarah H. Grant	365 48
Charles E. Patten	2,025 19	George P. Huff	38 06
Mary Ann White	1,099 92	Hannah L. Dennett	98 34
Francis C. Whitehouse	3,589 15	Orin F. Grace	13 50
Caroline T. McKown	22 35	Aminta E. Green	47 19
Alice E. Simpson	31 59	Sarah O. Jewett	2,206 00
Clara M. Spear	4 37	Octavius Gurney	245 96
		Ezra Thompson	18 00
	\$10,168 68	James B. Hanson	193 04
		Hannah C. Littlefield	93 39
		Elizabeth S. Knight	154 00
		John Ricker	149 50
		Aphia S. Williams	777 71
		Mary C. Douglass	52 74
		George H. Verney	53 02
		Justin Lord	18 00
		Lucy H. Crane	132 91
		Mary A. Morrill	30 40
		Hattie E. Fenderson	23 19
		Martha A. Freeman	34 56
		Robert W. Lord	824 08
		Hannah Anderson	163 22
		Alice A. Hooper	74 04
		Edward Lord Clark	681 00
		John E. W. Leavitt	319 44
		William A. Willey	264 12
		George W. Smith	119 25
		Daniel Smith	224 10
		Thomas Goodall	4,087 05
		Mabel J. Sawyer	56 00
		Everett W. Shorey	17 10
		Alice C. Knox	61 74
		Margaret J. Connon	73 33
		Volney A. Sprague	323 53
		Margaret Shea	29 18
		Joseph W. Wood	44 50
		Eliza T. Hanscom	341 49
		Elizabeth C. Pryor	72 53
		Margaret A. Brown	117 93
		Julia S. Pugsley	76 92
		Able J. Garland	14 51
		Frank W. Jones	170 65
		Susan M. Jones	104 33
		Joseph Gooch	124 83
		Jophet S. Davis	26 67
		Reuben Dyer	58 00
		Annetta P. Stone	3 81
		Olive A. Ham	38 82
		Anson B. Littlefield	66 00
		Sarah M. Varrell	118 00
			\$13,734 81
		FOREIGN ESTATES.	
		Jane F. Dow, Mass.	\$80 00
		Sarah B. Cowles, N. Y. ..	170 00
		Albert Davis, Mass.	75 02
		Charles Thorndike, Mass. .	135 23
			\$460 25
	\$3,522 46		
SOMERSET COUNTY.			
John M. Safford	\$28 40		
Leonard Lord	1,058 82		
Lydia H. Newhall	8 00		
Maria D. Benson	28 00		
Clara A. Gilman	179 03		
Mary A. Mills	16 19		
Albion P. McMaster	798 93		
Hattie H. Webb	4 86		
Dorothy Lord Coffin	17 88		
Cora S. Johnson	20 00		
Hannah M. Parkman	166 10		
Mary J. Merrill	7 20		
Caroline F. Nutting	12 62		
William H. Fuller	83 62		
Oliver R. Bacheller	3 26		
Adelene L. Coffin	79 12		
Ann E. Grenney	48 63		
	\$2,560 66		
WALDO COUNTY.			
Walter B. Clark	\$8 84		
Jane W. White	174 89		
Susan A. Wetherbee	51 81		
Elizabeth A. Barns	482 33		
Albert S. Nickerson	77 18		
Caroline Bradbury	524 71		
Phineas G. Hunt	199 20		
Silas P. Kelley	3,444 62		
Noyes K. Wentworth	12 46		
Edward D. P. Nickels	204 45		
Henry Hutchins	111 04		
Arthur J. Trevett	20 38		
Phineas Pendleton	16 00		
Elizabeth S. Blanchard	45 49		
	\$5,372 40		
WASHINGTON COUNTY.			
Annie A. Noyes	\$198 82		
Peter S. J. Talbot	422 90		
Louise K. Bowen	216 92		
John Sullivan	110 20		
Eliza G. Hill	31 81		
Sally M. McLaughlan	38 00		
Julia E. Hinkley	747 35		
Richard Allen	845 00		
William O. Grady	1,241 46		

TABLE No. 14.
Tax on Collateral Inheritances - Concluded.
 RECAPITULATION BY COUNTIES.

NAME OF COUNTY.	Amount of tax.
Androscoggin	\$1,196 13
Aroostook	2,239 19
Cumberland	46,033 70
Franklin	746 38
Hancock	6,128 84
Kennebec	6,898 00
Knox	2,826 26
Lincoln	7,918 03
Oxford	5,199 61
Penobscot	21,340 55
Piscataquis	2,033 94
Sagadahoc	10,163 68
Somerset	2,560 66
Waldo	5,372 40
Washington	3,852 46
York	13,734 81
Foreign Estates	460 25
	\$133,709 92

TABLE NO. 15.

Statement of Railroad and Telegraph Tax Apportioned to the Several Cities and Towns for the Year 1910, as Provided by Sec. 24-36 of Chap. 8 Revised Statutes.

TOWNS.	AMOUNT.	TOWNS.	AMOUNT.
Acton -----	\$12 52	Hallowell -----	209 50
Alfred -----	60 93	Hampden -----	52 58
Anson -----	2 50	Harpsswell -----	8 64
Auburn -----	1,758 99	Harrison -----	6 13
Augusta -----	5,446 65	Hiram -----	5 66
Bangor -----	33,084 51	Holden -----	42 61
Bath -----	4,396 47	Houlton -----	65 64
Belfast -----	5,373 74	Island Falls -----	2 16
Belgrade -----	5 25	Jay -----	1 37
Benedicta -----	02	Jefferson -----	1 72
Berwick -----	1 72	Jonesport -----	52 80
Bethel -----	33 25	Kennebunk -----	372 18
Bladeford -----	540 45	Kennebunkport -----	160 66
Bluehill -----	45 47	Kittery -----	14 41
Boothbay Harbor -----	44 09	Knox -----	11 50
Brewer -----	277 25	Lewiston -----	3,647 55
Bridgton -----	233 20	Limerick -----	1 80
Bristol -----	12	Limington -----	4 32
Brooklin -----	3 30	Lisbon -----	148 75
Brooks -----	130 61	Litchfield -----	68 25
Brownfield -----	1 59	Livermore -----	1 75
Brunswick -----	523 11	Lovell -----	1 72
Buckfield -----	1 75	Lubec -----	5 18
Bucksport -----	645 53	Machias -----	236 15
Burnham -----	23 00	Mexico -----	5 54
Buxton -----	28 43	Minot -----	1 00
Calais -----	1,284 64	Monmouth -----	346 94
Camden -----	25 66	Monroe -----	41 25
Cape Elizabeth -----	3 22	Montville -----	61
Caribou -----	1 21	Naples -----	13 32
Carmel -----	2 50	Newburgh -----	161 63
Castine -----	240 20	Newcastle -----	69 67
Columbia Falls -----	02	Newfield -----	1 00
Corinna -----	37 79	New Gloucester -----	819 39
Corinth -----	32 15	Newport -----	5 25
Cumberland -----	8 69	Norridgewock -----	5 25
Damariscotta -----	7 30	North Berwick -----	91 54
Denmark -----	1 41	North Haven -----	18 75
Dexter -----	86 60	Northport -----	8 75
Dixfield -----	16 80	Norway -----	110 33
Dover -----	273 60	Oakland -----	3 50
East Livermore -----	389 65	Old Orchard -----	102 05
Eastport -----	55 27	Old Town -----	69 12
Eden -----	40 00	Orland -----	56 25
Elliot -----	43 18	Orono -----	34 76
Ellsworth -----	800 13	Orrington -----	17 50
Etna -----	1 75	Oxford -----	1 72
Exeter -----	70 05	Paris -----	55 63
Fairfield -----	37 50	Passadumkeag -----	3 50
Falmouth -----	182 50	Patten -----	17 50
Farmingdale -----	84 04	Phillips -----	70 04
Farmington -----	493 18	Phillipsburg -----	01
Foxcroft -----	330 30	Pittsfield -----	62 90
Freedom -----	12 22	Poland -----	87 59
Freeport -----	105 40	Portland -----	52,718 74
Fryeburg -----	71 08	Presque Isle -----	1 20
Gardiner -----	1,715 25	Randolph -----	35 42
Gilead -----	2 00	Raymond -----	24
Gorham -----	208 98		
Greene -----	11 36		
Guilford -----	51 56		

TABLE NO. 15.
Statement of Railroad and Telegraph.—Concluded.

TOWNS.	AMOUNT.	TOWNS.	AMOUNT.
Readfield -----	30 61	Thomaston -----	43 36
Richmond -----	601 52	Topsham -----	108 48
Rockland -----	983 26	Troy -----	3 75
Pockport -----	6 75	Turner -----	5 25
Rumford -----	3,609 89	Unity -----	4 40
Saco -----	2,786 53	Vassalboro -----	37 30
St. George -----	3 75	Vinalhaven -----	150 00
Sanford -----	4 02	Waldoboro -----	122 74
Sangerville -----	5 25	Wales -----	10 50
Scarboro -----	49 96	Waterville -----	1,134 89
Searsmont -----	5 75	Webster -----	10 50
Searsport -----	28 75	Wells -----	63 11
Sedgwick -----	192 60	Westbrook -----	64 13
Sidney -----	14 00	Winslow -----	14 00
Skowhegan -----	1,285 14	Winterport -----	328 97
Solon -----	66 10	Winthrop -----	35 68
Somerville -----	5 50	Wiscasset -----	110 70
South Berwick -----	50 08	Yarmouth -----	27 69
South Portland -----	77 00	York -----	106 28
Springfield -----	153 75		
Standish -----	4 32		
Stockton Springs -----	17 41		
Strong -----	10 38		
Swanville -----	1 15		
Sweden -----	48		
			\$132,078 37

TABLE No. 16.

Amounts Received During Year 1910 for Dog Licenses, and Amounts Paid for Damage Done by Dogs to Domestic Animals, as Provided by Chapter 222, Public Laws of 1909.

TOWNS.	Received for licenses on dogs.	Paid for damage by dogs.
Abbot	\$50 00	\$66 00
Acton	103 00	—
Addison	46 00	—
Albany	49 00	—
Albion	67 00	115 00
Alexander	40 00	43 00
Alfred	110 00	—
Alna	38 00	—
Alton	23 00	—
Alton, 1909	5 00	—
Amherst	21 00	12 00
Amity	20 00	35 00
Amity, 1908 deficiency	1 00	—
Andover	59 00	12 00
Anson	109 00	33 00
Appleton	81 00	15 00
Appleton, 1908 deficiency	2 00	—
Argyle	1 00	—
Arrowsic	15 00	—
Ashland	84 00	112 00
Athens	60 00	91 00
Atkinson	40 00	18 00
Auburn	725 00	56 50
Augusta	450 00	27 00
Augusta, 1908 deficiency	166 00	—
Aurora	19 00	56 25
Avon	40 00	—
Baileville	59 00	—
Baldwin	95 00	—
Baldwin, 1908 deficiency	12 00	—
Bancroft	28 00	49 00
Bancroft, 1908 deficiency	1 00	—
Bangor	947 00	297 00
Bangor, 1908 deficiency	26 00	—
Baring	19 00	—
Barnard Plantation	7 00	—
Barnard Plantation, 1909 deficiency	1 00	—
Bath	364 00	12 00
Beddington	6 00	—
Belfast	359 00	—
Belgrade	125 00	15 00
Belmont	58 00	—
Benedicta	20 00	—
Benedicta, 1909	7 00	—
Benton	84 00	39 00
Berwick	193 00	63 00
Bethel	137 00	35 00
Biddeford	438 00	75 00
Bigelow Plantation	5 00	—
Bingham	31 00	—
Bingham, 1908 deficiency	27 00	—
Blaine	63 00	—
Blanchard	16 00	—
Bluehill	60 00	68 25
Boothbay	63 00	—
Boothbay Harbor, 1909 deficiency	4 00	—
Bowdoin	88 00	32 70
Bowdoinham	155 00	244 50
Bowdoinham, 1908 deficiency	1 00	—
Bowerbank	6 00	—

TABLE No 16.
 Received for Dog Licenses and Paid for Damage—Continued.

TOWNS.	Received for licenses on dogs.	Paid for damage by dogs.
Bradford.....	\$86 00	\$142 25
Bradley.....	52 00	—
Bremen.....	44 00	—
Brewer.....	320 00	—
Brewer, 1909.....	2 00	—
Bridgewater.....	69 00	—
Bridgton.....	192 00	—
Brighton Plantation.....	27 00	12 00
Bristol.....	112 00	10 00
Brooklin.....	40 00	—
Brooks.....	61 00	16 00
Brooksville.....	50 00	133 50
Brooksville, 1908 deficiency.....	5 00	—
Brookton.....	8 00	—
Brownfield.....	72 00	57 00
Brownville.....	99 00	—
Brunswick.....	378 00	—
Buckfield.....	131 00	—
Bucksport.....	158 00	82 00
Burlington.....	38 00	9 00
Burlington, 1908 deficiency.....	1 00	—
Burnham.....	45 00	4 50
Buxton.....	140 00	—
Byron.....	12 00	41 00
Calais.....	253 00	—
Cambridge.....	23 00	39 00
Camden.....	305 00	52 00
Camden, 1908 deficiency.....	2 00	—
Canaan.....	81 00	8 00
Canton.....	101 00	—
Cape Elizabeth.....	106 00	—
Caribou.....	230 00	—
Carmel.....	106 00	49 00
Caratunk Plantation.....	12 00	—
Carroll.....	45 00	36 00
Carthage.....	40 00	60 00
Carthage, 1908 deficiency.....	7 00	—
Cary Plantation.....	12 00	68 00
Cary Plantation, 1908 deficiency.....	8 00	—
Casco.....	50 00	—
Castine.....	58 00	—
Castle Hill.....	44 00	4 00
Castle Hill, 1908 deficiency.....	9 00	—
Caswell Plantation.....	19 00	7 00
Centerville.....	9 00	9 50
Centerville, 1908 deficiency.....	2 00	—
Chapman Plantation.....	22 00	—
Chapman Plantation, 1908 deficiency.....	24 00	—
Charleston.....	107 00	—
Charleston, 1908 deficiency.....	2 00	—
Charlotte.....	37 00	90 00
Chelsea.....	127 00	37 50
Cherryfield.....	49 00	—
Chester.....	17 00	—
Chesterville.....	59 00	66 00
China.....	114 00	5 00
Clifton.....	33 00	—
Clinton.....	88 00	4 00
Codyville Plantation.....	5 00	10 50
Columbia.....	30 00	87 00
Columbia Falls.....	47 00	128 25
Concord.....	26 00	—
Connor Plantation.....	31 00	—
Cooper.....	27 00	6 00

TABLE No. 16.
Received for Dog Licenses and Paid for Damage—Continued.

TOWNS.	Received for licenses on. dogs.	Paid for damage by dogs.
Coplin Plantation	5 00	—
Corinna	95 00	232 50
Corinth	111 00	37 50
Cornish	73 00	—
Cornish, 1908 deficiency	14 00	—
Cornville	72 00	81 75
Cranberry Isles	10 00	—
Crawford	11 00	—
Crawford, 1908 deficiency	4 00	—
Crlehaven Plantation	1 00	—
Cumberland	102 00	—
Cushing	54 00	—
Cushing, 1908 deficiency	1 00	—
Cutler	29 00	—
Cutler, 1908 deficiency	3 00	—
Cyr Plantation	21 00	—
Dallas Plantation	16 00	—
Damariscotta	77 00	10 00
Damariscotta, 1909 deficiency	4 00	—
Danforth	61 00	32 25
Dayton	82 00	—
Dead River Plantation	6 00	—
Deblois	3 00	—
Dedham	36 00	9 00
Deer Isle	54 00	—
Denmark	65 00	—
Dennistown Plantation	9 00	—
Dennysville	18 00	111 00
Detroit	32 00	—
Detroit, 1908 deficiency	7 00	—
Dexter	248 00	—
Dexter, 1908 deficiency	6 00	—
Dixfield	96 00	119 50
Dixmont	103 00	—
Dixmont, 1908 deficiency	7 00	—
Dover	175 00	—
Dover, 1909 deficiency	16 00	—
Dresden	73 00	36 00
Drew Plantation	16 00	—
Durham	99 00	112 00
Dyer Brook	16 00	—
Dyer Brook, 1908 deficiency	3 00	—
E Plantation	11 00	—
E Plantation, 1908 deficiency	12 00	—
Eagle Lake Plantation	42 00	—
Eagle Lake Plantation, 1908 deficiency	9 00	—
Eastbrook	12 00	—
Eastbrook, 1908 deficiency	2 00	—
East Livermore	185 00	13 60
East Machias	67 00	7 50
East Millinocket	43 00	—
Easton	76 00	180 00
Easton, 1908 deficiency	25 00	—
Eastport	256 00	106 00
Eddington	56 00	67 00
Eden	91 00	—
Edgecomb	44 00	—
Edgecomb, 1909 deficiency	1 00	—
Edinburg	4 00	—
Edmunds	38 00	—
Eliot	127 00	30 00
Elliottsville Plantation	4 00	—
Ellsworth	176 00	15 00

TABLE No. 16.
Received for Dog Licenses and Paid for Damage—Continued.

TOWNS.	Received for licenses on dogs.	Paid for damage by dogs.
Emden	\$48 00	—
Enfield	78 00	—
Enfield, 1908 deficiency	5 00	—
Etna	65 00	40 50
Eustis	32 00	—
Exeter	81 00	39 00
Exeter, 1908 deficiency	4 00	—
Fairfield	186 00	8 00
Falmouth	148 00	—
Falmouth, 1908 deficiency	1 00	—
Farmingdale	62 00	8 00
Farmington	245 00	67 50
Fayette	35 00	—
Fayette, 1908 deficiency	2 00	—
Flagstaff Plantation	4 00	—
Forest City	—	11 00
Fort Fairfield	212 00	65 00
Fort Kent	101 00	—
Fort Kent, 1908 deficiency	123 00	—
Foxcroft	128 00	90 00
Frankfort	95 00	16 00
Franklin	60 00	10 20
Franklin, 1908 deficiency	6 00	—
Freedom	29 00	7 50
Freeman	44 00	—
Freeport	106 00	62 40
Frenchville	35 00	—
Frenchville, 1908 deficiency	4 00	—
Friendship	31 00	—
Fryeburg	85 00	—
Fryeburg, 1908 deficiency	1 00	—
Gardiner	347 00	47 40
Gardiner, 1909 deficiency	27 00	—
Garfield Plantation	10 00	—
Garfield Plantation, 1908 deficiency	2 00	—
Garland	96 00	136 00
Georgetown	36 00	—
Georgetown, 1908 deficiency	3 00	—
Gilead	36 00	—
Glenburn	60 00	43 00
Glenwood Plantation, 1909 deficiency	1 00	—
Gorham	227 00	21 00
Gouldsborough	84 00	243 50
Gouldsborough, 1908 deficiency	6 00	—
Grafton	14 00	—
Grand Falls Plantation	7 00	—
Grand Isle	7 00	—
Grand Isle, 1908 deficiency	4 00	—
Grand Lake Stream Plantation	42 00	—
Grand Lake Stream Plantation, 1909	4 00	—
Gray	121 00	55 87
Greenbush	52 00	—
Greene	100 00	5 00
Greenfield	17 00	149 50
Greenfield, 1909	13 00	—
Greenville	46 00	14 00
Greenwood	45 00	96 00
Gullford	111 00	6 00
Hallowell	151 00	—
Hamlin Plantation	12 00	49 00
Hamlin Plantation, 1908 deficiency	8 00	—
Hammond Plantation	10 00	—

TABLE No. 16.
Received for Dog Licenses and Paid for Damage—Continued.

TOWNS.	Received for licenses on dogs.	Paid for damage by dogs.
Hampden.....	167 00	—
Hancock.....	46 00	19 00
Hanover.....	10 00	—
Harmony.....	45 00	74 50
Harpwell.....	185 00	100 50
Harrington.....	26 00	14 00
Harrison.....	91 00	—
Harrison, 1908 deficiency.....	1 00	—
Hartford.....	79 00	33 00
Hartford, 1908 deficiency.....	2 00	—
Hartland.....	52 00	—
Haynesville.....	10 00	31 50
Haynesville, 1908 deficiency.....	18 00	—
Hebron.....	60 00	5 00
Hermon.....	96 00	22 50
Hermon, 1908 deficiency.....	12 00	—
Hersey.....	10 00	—
Highland Plantation.....	2 00	—
Hiram.....	118 00	—
Hiram, 1908 deficiency.....	16 00	—
Hodgdon.....	69 00	51 50
Holden.....	51 00	—
Hollis.....	98 00	—
Hope.....	80 00	—
Hope, 1908 deficiency.....	10 00	—
Houlton.....	244 00	57 00
Howland.....	47 00	6 00
Hudson.....	73 00	25 00
Hurricane Isle.....	15 00	—
Industry.....	61 00	33 00
Island Falls.....	31 00	—
Island Falls, 1908 deficiency.....	3 00	—
Isle au Haut.....	27 00	—
Islesborough.....	39 00	—
Jackman Plantation.....	70 00	—
Jackson.....	46 00	—
Jay.....	170 00	82 00
Jefferson.....	139 00	9 00
Jonesboro.....	16 00	—
Jonesport.....	106 00	—
Kenduskeag.....	33 00	64 50
Kenduskeag, 1908 deficiency.....	6 00	—
Kennebunk.....	267 00	—
Kennebunk, 1908 deficiency.....	1 00	—
Kennebunkport.....	280 00	—
Kingfield.....	54 00	—
Kingman.....	36 00	—
Kingman, 1908 deficiency.....	8 00	—
Kingsbury Plantation.....	11 00	—
Kittery.....	270 00	23 00
Knox.....	77 00	16 00
Knox, 1908 deficiency.....	4 00	—
Lagrange.....	68 00	3 75
Lake View Plantation.....	14 00	—
Lakeville Plantation.....	11 00	—
Lamoine.....	36 00	—
Lang Plantation.....	4 00	—
Lebanon.....	190 00	105 00
Lebanon, 1908 deficiency.....	17 00	—
Lee.....	60 00	132 75
Leeds.....	135 00	22 50

TABLE No. 16.

Received for Dog Licenses and Paid for Damage—Continued.

TOWNS.	Received for licenses on dogs.	Paid for damage by dogs.
Leeds, 1908 deficiency	2 00	—
Levant	75 00	76 50
Lewiston	587 00	—
Lexington Plantation	9 00	—
Lexington Plantation, 1908 deficiency	8 00	—
Liberty	57 00	—
Limerick	93 00	—
Limington	93 00	20 75
Lincoln	104 00	37 00
Lincoln, 1908 deficiency	2 00	—
Lincoln Plantation	16 00	—
Lincolnton	78 00	11 00
Lincolnton, 1909	22 00	—
Linneus	34 00	—
Lisbon	188 00	121 50
Litchfield	136 00	16 50
Littleton	47 00	66 00
Livermore	115 00	21 00
Long Island Plantation	8 00	—
Lovell	62 00	—
Lowell	40 00	10 00
Lubec	161 00	—
Ludlow	20 00	—
Lyman	60 00	—
Machias	60 00	30 00
Machiasport	30 00	—
Macwahoc Plantation	8 00	4 00
Madawaska	49 00	18 00
Madison	101 00	—
Madison, 1903 deficiency	5 00	—
Madrid	17 00	4 50
Magalloway Plantation	9 00	—
Magalloway Plantation, 1909 deficiency	2 00	—
Manchester	57 00	126 00
Mapleton	72 00	4 00
Mariaville	44 00	180 00
Marion	10 00	—
Marshfield	11 00	—
Mars Hill	94 00	25 00
Masardis	32 00	—
Masardis, 1908 deficiency	3 00	—
Mason	11 00	20 00
Matineus Isle Plantation	1 00	—
Mattawamkeag	23 00	3 50
Maxfield	2 00	—
Mechanic Falls	160 00	67 00
Meddybemps	16 00	—
Medford	22 00	—
Medway	47 00	—
Medway, 1908 deficiency	5 00	—
Mercer	52 00	—
Merrill Plantation	19 00	10 00
Mexico	167 00	132 00
Milbridge	40 00	76 50
Millford	55 00	—
Millinocket	113 00	—
Milo	84 00	—
Milo, 1908 deficiency	5 00	—
Milton Plantation	26 00	—
Minot	105 00	126 00
Monhegan Plantation	5 00	—
Monmouth	137 00	180 75
Monroe	102 00	12 00
Monson	64 00	6 00

TABLE No. 16.

Received for Dog Licenses and Paid for Damage—Continued.

TOWNS.	Received for licenses on dogs.	Paid for damage by dogs.
Monticello.....	\$45 00	\$52 75
Montville.....	79 00	7 00
Moose River Plantation.....	15 00	—
Moro Plantation.....	16 00	55 00
Moro Plantation 1908 deficiency.....	12 00	—
Morrill.....	46 00	18 00
Mt. Chase.....	14 00	—
Mt. Desert.....	99 00	—
Mt. Vernon.....	32 00	—
Naples.....	55 00	—
Naples 1908 deficiency.....	6 00	—
Nashville Plantation 1909 deficiency.....	3 00	—
Newburgh.....	79 00	—
Newburg 1908 deficiency.....	3 00	—
Newcastle.....	93 00	51 50
Newfield.....	70 00	60 00
New Gloucester.....	126 00	58 00
New Limerick.....	13 00	—
Newport.....	139 00	23 00
Newport 1908 deficiency.....	6 00	—
New Portland.....	48 00	—
New Portland, 1908 deficiency.....	1 00	—
Newry.....	16 00	42 00
New Sharon.....	73 00	—
New Sweden.....	39 00	—
New Vineyard.....	65 00	34 00
New Vineyard, 1908 deficiency.....	11 00	—
Nobleborough.....	69 00	—
Norridgewock.....	135 00	102 25
North Berwick.....	152 00	—
Northfield.....	2 00	—
North Haven.....	30 00	50 00
Northport.....	48 00	—
Northport, 1908 deficiency.....	1 00	—
North Yarmouth.....	91 00	—
North Yarmouth, 1909 deficiency.....	8 00	—
Norway.....	214 00	—
No. 8 Plantation.....	1 00	—
No. 14 Plantation.....	5 00	—
No. 21 Plantation, Hancock Co.....	4 00	59 00
No. 21 Plantation, Washington Co.....	3 00	—
No. 33 Plantation.....	7 00	—
Oakfield.....	41 00	—
Oakfield, 1908 deficiency.....	9 00	—
Oakland.....	108 00	—
Old Orchard.....	104 00	—
Orient.....	12 00	15 00
Orland.....	64 00	6 00
Orneville.....	44 00	—
Orono.....	156 00	99 00
Orono, 1909 deficiency.....	2 00	—
Orrington.....	73 00	50 00
Orrington, 1908 deficiency.....	5 00	—
Otis.....	17 00	120 00
Otisfield.....	98 00	—
Oxbow Plantation.....	6 00	—
Oxbow Plantation, 1909 deficiency.....	1 00	—
Oxford.....	107 00	54 00
Palermo.....	56 00	8 00
Palermo, 1908 deficiency.....	1 00	—
Palmyra.....	73 00	30 50

TABLE No. 16.

Received for Dog Licenses and Paid for Damage - Continued.

TOWNS.	Received for licenses on dogs.	Paid for licenses on dogs.
Palmyra, 1908 deficiency.....	\$1 00	—
Paris.....	228 00	\$113 50
Parkman.....	48 00	71 50
Parsonfield.....	155 00	—
Passadumkeag.....	22 00	—
Passadumkeag, 1908 deficiency.....	4 00	—
Patten.....	76 00	—
Pembroke.....	90 00	46 50
Penobscot.....	30 00	112 25
Perham.....	28 00	10 00
Perkins.....	8 00	—
Perry.....	114 00	144 50
Peru.....	108 00	56 50
Phillips.....	114 00	21 00
Phippsburg.....	132 00	—
Pittsfield.....	183 00	11 25
Pittston.....	107 00	—
Pleasant Ridge Plantation.....	8 00	—
Plymouth.....	78 00	—
Poland.....	141 00	7 50
Portage Lake.....	23 00	—
Portage Lake, 1908 deficiency.....	1 00	—
Porter.....	57 00	4 00
Portland.....	1,300 00	—
Portland, 1909.....	571 00	—
Portland, 1908 deficiency.....	32 00	—
Pownal.....	58 00	22 50
Prentiss.....	45 00	166 50
Presque Isle.....	69 00	52 00
Presque Isle, 1908 deficiency.....	127 00	—
Princeton.....	52 00	85 50
Prospect.....	38 00	78 75
Prospect, 1908 deficiency.....	1 00	—
Randolph.....	80 00	—
Rangeley.....	105 00	—
Rangeley, 1908 deficiency.....	8 00	—
Rangeley Plantation.....	2 00	—
Rangeley Plantation, 1909 deficiency.....	1 00	—
Raymond.....	73 00	77 00
Raymond, 1908 deficiency.....	3 00	—
Readfield.....	70 00	6 00
Reed Plantation.....	26 00	—
Richmond.....	135 00	7 50
Ripley.....	40 00	—
Robbinston.....	41 00	236 00
Robbinston, 1908 deficiency.....	11 00	—
Rockland.....	284 00	143 62
Rockland, 1908 deficiency.....	10 00	—
Rockport.....	194 00	112 00
Rome.....	86 00	69 00
Rome, 1908 deficiency.....	9 00	—
Roque Bluffs.....	13 00	—
Roxbury.....	18 00	—
Rumford.....	253 00	158 30
Saco.....	343 00	105 00
St. Agatha.....	36 00	8 00
St. Albans.....	83 00	—
St. Francis Plantation.....	10 00	—
St. Francis Plantation, 1908 deficiency.....	20 00	—
St. George.....	108 00	—
St. George, 1908 deficiency.....	70 00	—
St. John Plantation.....	2 00	—

TABLE No. 16.

Received for Dog Licenses and Paid for Damage—Continued.

TOWNS.	Received for licenses on dogs.	Paid for damage by dogs.
Sandy River Plantation.....	\$13 00	—
Salem.....	—	\$24 00
Sanford.....	540 00	26 75
Sangerville.....	81 00	—
Scarborough.....	199 00	—
Scarborough, 1909.....	3 00	—
Scarborough, 1908 deficiency.....	2 00	—
Searsmont.....	83 00	—
Searsport.....	95 00	—
Sebago.....	37 00	—
Sebago, 1908 deficiency.....	14 00	—
Sebe.....	56 00	—
Seboeis Plantation.....	7 00	—
Seugwick.....	39 00	53 00
Snappleigh.....	111 00	99 00
Sherman.....	45 00	—
Shirley.....	3 00	—
Shirley, 1908 deficiency.....	4 00	—
Sidney.....	115 00	—
Silver Ridge Plantation.....	21 00	6 00
Silver Ridge Plantation, 1908 deficiency.....	12 00	—
Skowhegan.....	294 00	61 25
Smithfield.....	66 00	51 00
Smyrna.....	22 00	45 00
Solon.....	53 00	15 75
Somerville.....	40 00	9 00
Sorrento.....	11 00	—
South Berwick.....	150 00	38 00
South Berwick, 1909.....	8 00	—
Southport.....	5 00	—
Southport, 1908 deficiency.....	3 00	—
South Portland.....	287 00	10 00
South Thomaston.....	96 00	6 00
Southwest Harbor.....	51 00	—
Springfield.....	13 00	—
Stacyville Plantation.....	32 00	—
Standish.....	117 00	—
Starks.....	33 00	—
Stetson.....	67 00	—
Steuben.....	42 00	43 00
Stockholm Plantation.....	13 00	—
Stockholm Plantation, 1908 deficiency.....	1 00	—
Stockton Springs.....	70 00	3 75
Stockton Springs, 1908 deficiency.....	20 00	—
Stoneham.....	9 00	—
Stonington.....	150 00	28 00
Stow.....	22 00	—
Strong.....	61 00	—
Sullivan.....	90 00	—
Sumner.....	98 00	124 50
Surry.....	28 00	—
Swan's Island.....	23 00	—
Swanville.....	41 00	—
Swanville, 1908 deficiency.....	3 00	—
Sweden.....	26 00	—
Talmadge.....	5 00	—
Talmadge, 1908 deficiency.....	2 00	—
Temple.....	38 00	12 25
The Forks Plantation.....	12 00	—
Thomaston.....	220 00	—
Thorndike.....	32 00	—
Thorndike, 1908 deficiency.....	1 00	—
Topsfield.....	20 00	20 00

TABLE No. 16.
Received for Dog Licenses and Paid for Damage--Continued.

TOWN.	Received for licenses on dogs.	Paid for damage by dogs.
Topsham.....	\$149 00	\$142 60
Tremont.....	45 00	109 15
Trenton.....	27 00	—
Trenton, 1908 deficiency.....	3 00	—
Trescott.....	28 00	139 75
Troy.....	46 00	64 00
Turner.....	120 00	164 25
Turner, 1908 deficiency.....	95 00	—
Union.....	98 00	7 00
Unity.....	78 00	24 50
Unity Plantation.....	3 00	—
Upton.....	18 00	—
Upton, 1903 deficiency.....	1 00	—
Van Buren.....	39 00	—
Vanceboro.....	30 00	—
Vassalborough.....	179 00	25 50
Veazie.....	56 00	—
Verona.....	18 00	—
Vienna.....	55 00	—
Vinalhaven.....	76 00	—
Wade Plantation.....	22 00	47 50
Waite.....	20 00	—
Waldo.....	54 00	38 00
Waldoboro.....	266 00	12 00
Wales.....	63 00	7 50
Wallagrass Plantation.....	23 00	—
Wallagrass Plantation, 1908 deficiency.....	3 00	—
Waltham.....	25 00	—
Warren.....	206 00	16 50
Washburn.....	63 00	184 50
Washington.....	64 00	—
Washington, 1909 deficiency.....	4 00	—
Waterboro.....	108 00	—
Waterford.....	85 00	24 50
Waterville.....	395 00	—
Wayne.....	74 00	—
Webster.....	160 00	18 75
Webster Plantation.....	1 00	—
Weld.....	92 00	32 00
Wellington.....	22 00	12 00
Wells.....	193 00	58 50
Wesley.....	25 00	9 75
Wesley, 1908 deficiency.....	6 00	—
West Bath.....	46 00	—
Westbrook.....	385 00	—
Westfield, 1903 deficiency.....	7 00	—
West Forks Plantation.....	14 00	—
West Gardiner.....	81 00	46 00
Westmanland Plantation.....	9 00	—
Weston.....	35 00	39 00
Westport.....	24 00	—
Whitefield.....	82 00	6 50
Whiting.....	3 00	—
Whiting, 1903 deficiency.....	2 00	—
Whitneyville.....	8 00	—
Williamsburg.....	14 00	—
Williamsburg, 1908 deficiency.....	2 00	—
Williamantic.....	22 00	—
Wilton.....	169 00	102 20
Windham.....	182 00	52 50
Windsor.....	69 00	60 00

TABLE No. 16.
Received for Dog Licenses and Paid for Damage.—Concluded.

TOWN.	Received for licenses on dogs.	Paid for damage by dogs.
Winn.....	\$46 00	\$84 00
Winslow.....	169 00	—
Winter Harbor.....	32 00	—
Winterport.....	123 00	—
Winterville Plantation.....	10 00	—
Winterville Plantation, 1908 deficiency.....	10 00	—
Winthrop.....	124 00	79 50
Winthrop, 1909.....	25 00	—
Winthrop, 1908 deficiency.....	15 00	—
Wiscasset.....	78 00	15 00
Woodland.....	84 00	—
Woodstock.....	77 00	15 00
Woodstock, 1908 deficiency.....	6 00	—
Woodville.....	5 00	—
Woolwich.....	72 00	—
Yarmouth.....	114 00	—
York.....	241 00	—
	\$43,794 00	\$12,914 04

TABLE No. 17.

Amount Received from the Land Agent During the Year 1910, as Provided by Sec. 60 of Chap. 2, Revised Statutes.

When paid.	PLANTATIONS.	COUNTY.	AMOUNT.
Dec. 21	16 R 10	Aroostook	\$214 66
"	16 R 11	Aroostook	224 14
"	17 R 10	Aroostook	367 23
"	17 R 11	Aroostook	163 19
"	Connor	Aroostook	35 21
"	Cary	Aroostook	20 26
"	Hammond	Aroostook	671 94
"	Wade	Aroostook	385 24
"	Cyr.	Aroostook	639 81
"	New Canada	Aroostook	2,852 83
"	Eagle Lake	Aroostook	374 53
"	13 R 11 W. E. L. S.	Aroostook	118 21
"	Coplin	Franklin	60 84
"	Dallas	Franklin	36 43
"	3 R. 3 W. B. K. P.	Franklin	101 15
"	3 R. 4	Franklin	91 20
"	Lincoln	Oxford	2,639 58
"	4 R. 2 W. B. K. P.	Oxford	42 76
"	5 R. 3	Oxford	401 26
"	5 R. 4	Oxford	634 21
"	Lakeville	Penobscot	732 04
"	Stacyville	Penobscot	178 44
"	Webster	Penobscot	82 82
"	5 R. 8 W. E. L. S.	Penobscot	10 13
"	Dennistown	Somerset	1,528 31
"	Jackman	Somerset	1,051 17
"	The Forks	Somerset	8 09
"	West Forks	Somerset	1,177 85
"	Codyville	Washington	7 00
Dec. 23	Connor	Aroostook	549 45
			\$15,399 98

TABLE NO. 18.

Number of Scholars and Amount of School Fund Apportioned to the Several Cities, Towns and Plantations in the State for the Year 1910, and Payable January 2, 1911, as Provided by Sec. 123 of Chap. 15, Revised Statutes, as Amended by Chap. 177 and 198 of Public Laws of 1909, together with the State Tax Assessed for the Year 1910.

	Scholars.	School and mill fund.	Common school fund.	Equalization Fund.	State tax.
Abbot -----	202	\$301 34	\$403 50	\$39 65	\$918 28
Acton -----	165	654 58	472 81	-	1,403 42
Addison -----	267	1,059 20	489 47	113 39	1,013 53
Albany -----	111	440 36	291 24	-	822 04
Albion -----	261	1,035 40	673 55	-	1,903 58
Alexander -----	142	561 32	208 57	58 54	302 54
Alfred -----	202	801 34	572 29	75 73	1,638 31
Allagash Plantation -----	41	162 66	290 11	-	-
Alna -----	116	460 18	328 44	-	963 70
Alton -----	83	329 26	170 10	-	396 92
Amherst -----	80	317 36	170 19	-	411 16
Amity -----	120	476 05	228 63	-	494 91
Andover -----	184	729 91	554 96	-	1,690 44
Anson -----	618	2,451 64	1,447 53	-	3,781 14
Appleton -----	232	1,113 70	560 84	-	1,270 20
Argyle -----	75	297 53	140 19	33 16	297 01
Arrowstic -----	35	138 85	117 85	-	377 96
Ashland -----	722	2,861 21	1,39 19	259 53	2,810 65
Athens -----	268	1,063 17	602 22	-	1,724 85
Atkinson -----	149	591 09	329 56	60 17	823 03
Atburn -----	4,842	19,203 43	13,322 83	-	38,680 27
Augusta -----	3,442	13,674 53	11,933 81	-	38,748 83
Aurora -----	32	126 94	86 39	-	248 11
Avon -----	115	456 22	303 83	-	860 83
Baileville -----	312	1,237 72	1,232 57	-	4,198 23
Baldwin -----	184	729 95	595 35	-	1,876 24
Bancroft -----	158	626 80	218 41	65 50	274 06
Bangor -----	6,485	25,726 31	30,590 31	-	109,940 20
Baring -----	76	301 49	173 85	-	468 78
Barnard Plantation -----	30	119 01	88 04	-	-
Bath -----	2,816	11,171 21	10,873 21	-	36,742 62
Beddington -----	14	55 54	47 04	-	150 68
Belfast -----	1,247	4,946 91	4,445 51	-	14,586 78
Belgrade -----	301	1,194 01	861 13	-	2,553 77
Belmont -----	85	337 21	203 99	-	542 40
Benedicta -----	117	461 11	199 81	51 99	376 78
Benton -----	383	1,519 31	974 79	-	2,697 56
Berwick -----	521	2,073 7	1,627 05	-	5,030 01
Bethel -----	419	1,653 1	1,489 61	-	4,833 01
Biddeford -----	6,137	24,341 8	15,313 73	-	41,823 84
Bigelow Plantation -----	24	95 2	109 57	-	-
Bingham -----	290	1,150 4	657 13	-	1,673 41
Blaine -----	38	1,543 1	667 01	-	1,265 39
Blancard -----	48	190 4	153 18	-	479 64
Blanchill -----	452	1,793 11	1,131 41	199 31	3,097 39
Boothbay -----	521	2,062 8	1,221 95	-	3,199 18
Boothbay Harbor -----	600	2,387 2	1,697 44	-	5,003 73
Bowdoin -----	273	1,038 07	617 01	-	1,704 42
Bowdoinham -----	333	1,340 87	961 65	-	2,843 94
Bowerbank -----	18	71 41	163 58	-	634 05
Bradford -----	283	1,134 57	595 82	-	1,411 60
Bradley -----	172	682 33	387 80	-	933 76
Bremen -----	153	646 96	303 33	-	707 97
Brewer -----	1,635	6,436 13	4,089 57	-	11,190 50
Bridgewater -----	437	1,733 61	874 78	170 70	1,994 23
Bridgton -----	666	2,642 05	2,334 89	-	7,839 67
Brighton Plantation -----	96	380 83	187 59	-	417 51

TABLE No. 18.

School Fund and State Tax—Continued.

	Scholars.	School and mill fund.	Common school fund.	Equalization Fund.	State tax.
Bristol	600	2,380 23	1,636 52	266 08	4,726 97
Brooklin	235	932 26	476 17	-	1,099 24
Brooks	185	733 91	500 64	-	1,439 15
Brooksville	384	1,523 35	722 23	-	1,540 44
Brookton	72	285 6	147 13	-	342 36
Brownfield	249	987 79	600 94	-	1,694 40
Brownville	572	2,267 16	1,225 83	225 55	2,981 13
Brunswick	2,100	8,330 81	6,415 23	-	19,672 30
Buckfield	262	1,039 36	738 49	-	2,173 06
Bucksport	564	2,227 42	1,532 36	-	4,643 88
Burlington	95	376 87	264 08	-	771 06
Burnham	219	863 78	433 49	-	1,305 09
Buxton	461	1,823 81	1,343 59	-	6,305 10
Byron	40	158 63	162 52	-	559 00
Calais	2,344	9,298 77	5,302 04	-	13,477 60
Cambridge	78	309 43	220 36	-	649 41
Camden	714	2,832 48	3,458 26	-	12,517 70
Canaan	234	925 29	578 74	110 52	1,572 07
Canton	308	1,221 86	694 01	125 67	1,759 81
Cape Elizabeth	243	963 99	1,431 01	-	5,418 57
Caribou	2,011	7,977 74	4,293 73	-	10,398 09
Carmel	245	971 93	599 39	102 34	1,615 62
Caratunk Plantation	67	257 86	180 45	-	526 64
Carroll	164	650 60	326 73	-	741 34
Carthage	86	341 16	265 43	-	818 35
Cary Plantation	139	551 43	180 13	53 21	186 51
Casco	172	632 34	498 88	-	1,490 65
Castine	228	904 49	876 01	-	2,955 13
Castle Hill	203	805 31	325 80	86 37	558 75
Caswell Plantation	160	614 73	231 71	71 64	325 95
Centerville	39	154 72	100 48	-	280 12
Chapman Plantation	149	591 09	257 0	54 03	491 62
Charleston	227	900 52	575 30	-	1,588 70
Charlotte	81	321 33	173 0	-	419 29
Chelsea	254	1,007 63	520 1	103 16	1,212 52
Cherryfield	470	1,864 52	981 37	190 3	2,330 34
Chester	120	416 0	207 74	48 71	399 53
Chesterville	18	749 7	493 49	-	1,383 39
China	30	1,217 8	921 41	-	2,802 46
Clifton	5	234 0	127 41	-	311 97
Clinton	310	1,229 81	914 65	-	2,935 55
Codyville Plantation	2	95 22	109 13	-	-
Columbia	16	670 4	290 95	71 23	555 43
Columbia Falls	210	856 83	400 03	-	838 39
Concord	7	235 6	169 37	37 66	444 07
Connor Plantation	26	1,031 43	329 31	99 06	313 93
Cooper	6	261 82	127 74	26 20	281 16
Coplin Plantation	2	107 12	147 86	-	-
Corinna	30	1,221 86	848 09	-	2,462 86
Corinth	23	914 16	723 52	-	2,214 77
Cornish	21	863 78	630 83	-	1,378 59
Cornville	156	618 83	511 17	73 63	1,620 10
Cranberry Isles	11	436 38	371 83	-	1,104 13
Crawford	3	134 83	80 65	-	212 71
Criehaven Plantation	1	43 64	32 02	4 91	96 13
Crystal	180	714 07	336 61	71 61	713 19
Cumberland	376	1,412 27	1,536 35	-	5,334 12
Cushing	15	606 96	299 47	63 45	667 66
Cutler	22	834 65	327 54	82 69	475 64
Cyr Plantation	25	1,023 50	324 62	-	301 23
Dallas Plantation	6	267 83	174 90	-	-
Damariscotta	151	599 03	638 72	-	2,453 24
Danforth	406	1,622 52	765 75	-	1,624 60

TABLE No. 18.
School Fund and State Tax—Continued.

	Scholars.	School and mill fund.	Common school fund.	Equalization Fund.	State tax.
Dayton	86	341 17	332 23	-	1,123 26
Dead River Plantation	30	119 01	126 72	-	-
Deblois	22	87 27	46 43	-	111 55
Dedham	99	392 73	205 76	40 12	436 65
Deer Isle	640	2,538 91	1,105 30	257 89	2,118 81
Denmark	138	547 46	555 24	-	1,903 24
Dennistown Plantation	35	138 86	167 98	-	-
Dennysville	156	618 86	333 78	-	809 87
Detroit	103	408 61	290 72	-	876 18
Dexter	933	3,701 26	2,459 41	-	6,960 10
Dixfield	268	1,063 17	750 54	-	2,200 81
Dixmout	183	725 97	459 20	-	1,259 44
Dover	469	1,860 54	1,508 04	-	5,149 26
Dresden	221	876 72	615 85	-	1,800 65
Drew Plantation	75	297 53	207 01	31 52	-
Durham	500	1,933 53	923 33	-	1,925 12
Dyer Brook	87	345 13	223 32	36 43	621 50
E Plantation	49	194 38	132 82	-	-
Eagle Lake Plantation	487	1,931 96	777 83	-	1,324 39
Eastbrook	63	269 76	133 63	31 52	298 75
East Livermore	785	3,114 14	2,517 93	-	7,902 38
East Machias	499	1,979 55	958 45	-	2,092 61
East Millinocket	275	1,090 94	785 71	115 03	2,330 45
Easton	467	1,852 61	1,004 22	191 16	2,447 50
Eastport	1,839	7,229 40	3,763 63	-	8,766 29
Eddington	193	763 64	390 23	-	898 88
Eden	1,233	4,891 37	8,462 03	73 27	32,977 34
Edgecomb	136	539 52	341 06	-	935 21
Edinburg	16	63 47	50 52	-	157 32
Edmunds	208	825 15	315 64	-	439 60
Eliot	401	1,590 79	1,008 80	-	2,770 52
Elliottsville Plantation	22	87 27	160 83	-	-
Ellsworth	973	3,855 97	3,311 03	-	10,669 19
Emden	156	630 76	454 97	-	1,349 37
Enfield	362	1,436 07	663 83	-	1,374 42
Etna	132	527 61	296 71	54 03	746 63
Enstis	139	551 42	449 12	-	1,414 04
Exeter	218	864 81	554 22	-	1,533 37
Fairfield	1,246	4,942 94	3,151 50	-	8,636 85
Falmouth	452	1,793 17	2,159 6	-	7,787 45
Farmingdale	235	932 26	840 35	-	2,760 61
Farmington	854	3,387 86	2,994 12	-	9,759 89
Fayette	150	595 06	408 61	-	1,179 17
Flagstaff Plantation	55	218 19	153 81	-	-
Forest City	29	115 04	44 58	-	70 95
Fort Fairfield	1,665	6,605 14	4,416 17	559 58	12,533 10
Fort Kent	1,530	6,069 52	2,099 01	-	2,581 95
Foxcroft	488	1,935 92	1,505 76	-	4,640 93
Frankfort	235	1,130 61	632 52	-	1,533 47
Franklin	377	1,495 82	767 37	-	1,746 75
Freedom	126	496 86	311 51	-	845 84
Freeman	83	325 22	193 31	-	516 69
Freeport	704	2,792 81	2,209 51	-	6,361 59
Frenchville	578	2,292 96	721 94	-	651 21
Friendship	197	773 82	476 54	-	1,283 98
Fryeburg	308	1,221 86	1,211 13	-	4,119 71
Gardiner	1,507	5,986 22	5,026 49	-	18,777 32
Garfield Plantation	40	158 63	146 39	-	-
Garland	23	924 33	560 08	92 10	1,491 18
Georgetown	187	745 81	504 12	76 55	1,441 58
Gilead	46	182 48	186 07	-	638 95
Glenburn	119	472 08	315 81	-	897 29

TABLE No. 18.

School Fund and State Tax—Continued.

	Scholars.	School and mill fund.	Common school fund.	Equalization fund.	State tax.
Glenwood Plantation	40	158 68	124 5	-	-
Gorham	681	2,701 56	2,432 87	-	7,989 02
Gouldsboro	323	1,301 20	712 3	142 45	1,752 76
Grafton	24	95 21	211 0	-	853 01
Grand Falls Plantation	16	63 48	112 8 ⁵	-	-
Grand Isle	587	2,328 66	738 30	-	634 52
Grand Lake Stream Pl.	128	507 79	250 7	-	-
Gray	301	1,202 02	887 6	-	2,666 00
Greenbush	134	531 59	225 8	57 72	418 29
Greene	166	658 53	514 9 ²	-	1,591 62
Greenfield	61	241 99	116 70	29 06	253 63
Greenville	414	1,642 36	1,015 0 ⁵	159 24	2,740 25
Greenwood	205	813 26	415 9 ⁷	85 96	961 52
Guilford	412	1,634 42	1,218 18	-	3,676 82
Hallowell	760	3,014 90	2,452 70	-	7,718 72
Hamlin Plantation	264	1,047 30	363 31	-	473 34
Hammond Plantation	37	146 78	169 9 ²	-	-
Hampden	619	2,455 60	1,499 07	-	4,012 46
Hancock	238	944 16	592 11	-	1,614 95
Hanover	39	154 71	133 3 ⁷	-	430 45
Harmony	194	769 61	461 8 ³	-	1,221 02
Harpswell	497	1,971 62	1,525 42	-	4,639 06
Harrington	281	1,114 74	542 2 ⁵	-	1,190 35
Harrison	240	952 09	747 10	-	2,312 92
Hartford	154	610 93	490 81	-	1,536 69
Hartland	300	1,190 12	841 18	-	2,467 62
Haynesville	102	404 64	136 63	-	335 43
Hebron	143	567 29	395 43	58 54	1,151 19
Heron	339	1,344 83	810 34	-	2,148 52
Hersey	64	253 89	138 71	29 47	340 85
Highland Plantation	24	95 21	120 70	-	-
Hiram	214	848 95	678 24	-	2,117 58
Hogdon	377	1,495 58	741 06	151 46	1,658 40
Holden	216	856 88	306 5	75 77	822 15
Hollis	28	1,122 6	972 2	-	3,143 96
Hope	112	444 31	344 5 ⁵	-	1,060 90
Houlton	1,8	7,392 81	5,734 0	-	17,696 73
Howland	14	563 32	467 0	-	1,432 35
Hudson	10	412 58	230 2	-	575 82
Hurricane Isle	8	325 29	147 9	29 47	300 58
Industry	147	583 16	271 9	60 58	569 27
Island Falls	52	2,066 84	946 5	-	1,933 52
Isle au Haut	5	214 23	149 0	25 79	428 93
Islesboro	271	1,075 01	1,288 4	-	4,639 72
Jackman Plantation	18 ⁵	733 91	373 81	-	-
Jackson	118	463 12	281 90	-	747 19
Jay	920	3,649 69	3,085 71	-	9,874 58
Jefferson	298	1,182 18	767 15	-	2,138 82
Jonesboro	130	714 07	295 24	80 23	538 31
Jonesport	807	3,201 42	1,389 22	-	2,650 42
Kenduskeag	11	448 23	312 50	-	909 88
Kennebunk	750	2,975 29	3,416 95	-	12,161 12
Kennebunkport	493	1,955 75	2,230 60	-	7,925 29
Kingfield	243	983 83	658 08	-	1,870 05
Kingsman	261	1,035 40	449 20	117 07	857 13
Kingsbury Plantation	30	154 71	144 34	-	-
Kittery	712	2,828 51	1,746 79	-	4,713 60
Knox	128	507 79	345 75	-	992 99
Lagrange	167	650 60	461 66	65 50	1,357 34
Lake View Plantation	4	194 38	236 30	-	-

TABLE No. 18.
School Fund and State Tax—Continued.

	Scholars.	School and mill fund.	Common school fund.	Equalization fund.	State tax.
Lakeville Plantation	32	126 95	194 31	-	-
Lamoine	134	531 59	335 85	-	920 49
Lang Plantation	35	138 86	131 74	-	-
Lebanon	309	1,225 82	800 73	137 9	2,242 61
Lee	279	1,106 80	419 61	-	639 37
Leeds	307	1,217 89	672 19	-	1,634 31
Levant	185	733 91	460 56	74 9	1,256 50
Lewiston	8,704	34,529 24	25,619 17	-	77,100 30
Lexington Plantation	58	230 09	154 80	-	-
Liberty	176	698 20	419 18	-	1,108 56
Limerick	263	1,043 33	759 21	-	2,262 07
Limestone	516	2,047 00	1,069 73	209 1c	2,521 42
Limington	252	909 69	647 10	-	1,801 38
Lincoln	626	2,483 37	1,327 09	-	3,195 43
Lincoln Plantation	23	91 24	199 42	-	-
Lincolnvile	303	1,202 02	653 12	-	1,595 83
Linnes	260	1,031 43	555 26	107 2c	1,345 52
Lisbon	1,311	5,200 81	3,935 56	-	11,979 66
Litchfield	227	900 52	633 98	-	1,855 88
Littleton	332	1,317 06	776 58	-	2,026 07
Livermore	290	1,150 44	813 67	-	2,387 96
Long Island Plantation	74	293 57	106 79	33 9c	149 01
Lovell	138	547 46	661 17	-	2,386 84
Lowell	89	353 06	177 47	-	403 06
Lubec	1,282	5,035 75	2,222 50	-	4,280 03
Ludlow	110	436 38	238 76	47 0c	586 88
Lyman	144	571 27	571 57	-	1,950 23
Machias	606	2,404 03	1,555 25	-	4,326 83
Machisport	422	1,674 09	631 73	171 9c	954 57
Madawaboc Plantation	50	198 36	109 84	-	272 74
Madawaska	781	3,008 27	1,003 10	-	1,001 36
Madison	849	3,363 02	2,934 91	-	9,512 43
Madrid	74	293 56	177 2c	34 7c	470 63
Magalloway Plantation	29	115 04	264 86	-	-
Manchester	132	523 66	457 2c	-	1,483 28
Mapleton	355	1,408 31	675 1	-	1,457 77
Mariaville	49	194 38	105 1	22 51	255 83
Marion	28	111 08	72 26	-	201 78
Marshfield	41	162 65	105 29	18 83	293 39
Mars Hill	56	2,245 35	1,034 11	208 36	2,359 00
Masardis	217	860 85	388 76	89 65	732 34
Mason	24	95 21	84 20	-	274 50
Matinic's Isle Pl.	50	198 36	94 49	17 60	202 80
Mattawamkeag	155	614 90	315 83	65 90	732 88
Maxfield	29	115 04	69 96	10 64	186 63
Maxfield Plantation	18	71 41	133 13	-	-
Mechanic Falls	438	1,737 57	1,355 80	-	4,184 75
Meddybemps	47	183 45	82 04	-	159 56
Medford	72	235 62	214 12	-	648 13
Medway	191	757 71	302 44	-	506 97
Mercer	114	452 25	295 97	-	843 56
Merrill Plantation	148	587 13	286 65	-	631 39
Mexico	683	2,709 49	1,439 17	282 45	3,401 71
Milbridge	536	2,136 34	1,026 67	-	2,234 89
Milford	284	1,126 64	913 09	-	2,865 50
Millinocket	993	3,939 28	2,328 35	-	6,039 15
Milo	716	2,510 41	1,983 86	-	5,776 20
Milton Plantation	82	325 29	163 08	-	399 31
Minot	219	868 78	629 38	-	1,871 18
Monbegan Plantation	33	130 92	85 05	11 46	237 25
Monmouth	326	1,293 26	1,080 37	-	3,440 37
Monroe	200	793 41	506 67	-	1,398 33
Monson	373	1,479 71	657 26	158 83	1,331 86
Monticello	420	1,686 16	885 79	-	2,121 64

TA E No. 18.

School Fund and State Tax—Continued.

	Scholars.	School and mill fund	Common school fund	Equalization fund	State tax.
Montville	240	952 09	565 52	-	1,483 80
Moose River Plantation	81	321 33	255 21	-	-
Moro Plantation	78	300 43	158 93	-	368 71
Morrill	109	432 41	249 94	-	642 23
Moscow	143	587 13	319 95	-	783 55
Mt. Chase	90	357 03	173 23	37 66	379 00
Mt. Desert	523	2,074 77	2,671 60	-	9,799 51
Mt. Vernon	231	928 29	626 69	-	1,790 71
Muscle Ridge Plt.	19	75 37	46 46	8 60	125 57
Naples	219	868 78	555 54	-	1,534 34
Nashville Plantation	8	31 74	116 73	-	-
Newburgh	166	658 53	406 55	-	1,507 58
New Canada Plantation	248	983 83	308 33	-	272 88
New Castle	251	995 73	975 27	-	3,303 05
Newfield	131	509 70	392 37	-	1,192 27
New Gloucester	342	1,356 73	1,648 34	-	5,957 69
New Limerick	163	658 53	343 39	69 18	808 17
Newport	442	1,753 43	1,331 96	-	4,078 74
New Portland	271	1,075 07	584 17	108 07	1,427 45
Newry	69	273 72	295 39	-	1,032 66
New Sharon	224	888 62	689 54	-	2,032 02
New Sweden	318	1,261 53	536 63	123 62	995 49
New Vineyard	155	614 90	361 42	57 72	941 06
Nobleborough	191	757 71	522 45	-	1,511 46
Norridgewock	434	1,721 70	1,134 76	-	3,423 08
North Berwick	463	1,856 58	1,309 63	191 98	3,837 90
Northfield	28	111 08	78 25	12 28	239 04
North Haven	148	587 13	458 08	-	1,413 85
Northport	105	416 56	478 18	-	1,702 24
North Yarmouth	191	757 71	570 11	-	1,723 52
Norway	733	3,106 20	2,233 86	-	6,844 15
No. 8 Plantation	10	39 63	41 69	-	-
No. 14 Plantation	30	119 02	96 65	-	-
No. 21 Plt., Hancock Co.	12	47 61	60 44	-	-
No. 21 Plt., Washington Co.	41	162 66	107 68	-	-
No. 33 Plantation	23	91 25	95 67	-	-
Oakfield	335	1,328 97	470 14	136 72	614 00
Oakland	521	2,033 78	1,656 83	-	5,131 27
Old Orchard	213	844 93	1,422 18	-	5,515 46
Old Town	1,959	7,771 45	4,930 69	-	13,546 30
Orient	70	277 64	150 53	21 69	366 83
Orland	331	1,313 10	680 63	-	1,502 47
Orneville	84	333 23	216 12	33 07	602 59
Orono	1,100	4,363 76	2,459 07	-	6,194 00
Orrington	347	1,376 57	840 64	-	2,250 23
Otis	27	107 11	78 41	-	234 53
Otisfield	151	590 04	443 39	61 40	1,333 63
Oxbow Plantation	56	222 15	154 81	-	-
Oxford	311	1,233 76	873 87	-	2,566 92
Palermo	177	702 17	424 76	-	1,129 75
Palmyra	260	1,031 43	647 03	-	1,764 48
Paris	763	3,022 89	2,302 57	-	7,437 11
Parkman	169	670 43	430 51	-	1,192 69
Parsonsfield	224	883 62	730 31	-	2,309 61
Passadumkeag	136	539 52	240 08	56 08	474 04
Patten	468	1,856 58	1,154 05	-	3,127 54
Pembroke	482	1,912 12	860 36	193 21	1,722 48
Penobscot	292	1,138 37	584 65	120 76	1,333 55
Perham	246	975 39	452 40	-	939 63
Perkins	8	21 74	52 32	-	204 49
Perry	317	1,257 56	530 32	-	971 16
Peru	215	852 92	509 66	89 24	1,343 33
Phillips	430	1,705 33	1,122 91	-	3,159 84

TABLE No. 18.

School Fund and State Tax—Continued.

	Scholars.	School and mill fund.	Common school fund.	Equalization Fund.	State tax.
Phippsburg -----	343	1,360 70	821 7	137 54	2,182 26
Pittsfield -----	682	2,705 52	2,407 7	-	7,871 09
Pittston -----	288	1,142 51	815 1	-	2,403 70
Pleasant Ridge Plantation--	20	79 34	93 6	-	-
Plymouth -----	180	714 07	380 7	-	914 95
Poland -----	386	1,531 28	1,414 8	-	4,692 33
Portage Lake -----	194	769 61	375 54	-	827 20
Porter -----	215	852 92	503 02	91 69	1,313 38
Portland -----	15,460	61,330 64	80,760 82	-	297,835 34
Pownal -----	175	694 25	477 07	66 72	1,377 03
Prentiss -----	190	753 74	322 07	-	600 85
Presque Isle -----	1,580	6,267 94	4,260 12	-	12,215 84
Princeton -----	368	1,459 88	712 43	-	1,568 95
Prospect -----	162	612 66	352 89	-	870 36
Randolph -----	266	1,055 24	606 06	-	1,550 56
Rangeley -----	282	1,118 70	1,263 37	-	4,476 88
Rangeley Plantation -----	28	111 09	397 73	-	-
Raymond -----	208	825 15	517 50	-	1,410 87
Readfield -----	243	963 90	815 11	-	2,699 22
Reed Plantation -----	157	622 83	317 39	-	730 86
Richmond -----	525	2,082 71	1,616 53	-	4,977 59
Ripley -----	75	297 53	244 39	-	772 97
Robbinston -----	235	932 2	408 53	88 42	790 13
Rockland -----	1,904	7,553 27	8,439 20	-	29,809 34
Rockport -----	525	2,082 71	2,012 45	-	6,733 54
Rome -----	121	480 03	251 43	-	594 57
Roque Bluffs -----	30	119 03	60 56	14 33	139 34
Roxbury -----	113	448 28	247 11	46 66	611 19
Rumford -----	1,538	6,101 33	5,422 75	-	17,722 74
Saco -----	1,932	7,634 34	6,647 68	-	21,503 76
St. Agatha -----	596	2,364 36	724 91	-	582 40
St. Albans -----	302	1,198 0	760 19	125 26	2,038 68
St. Francis Plantation -----	328	1,301 20	435 20	-	486 29
St. George -----	591	2,344 53	1,040 86	-	2,050 33
St. John Plantation -----	195	773 58	272 44	-	371 55
Salem -----	62	245 95	136 07	-	337 65
Sanford -----	2,875	11,405 27	7,075 30	-	19,140 78
Sandy River Plantation -----	17	67 41	143 31	-	-
Sangerville -----	330	1,300 13	922 65	135 90	2,702 46
Scarborough -----	400	1,586 82	1,782 48	-	6,306 06
Searsmont -----	224	888 63	591 74	-	1,677 10
Searsport -----	378	1,499 56	1,195 29	-	3,726 24
Sebago -----	136	499 86	377 80	-	1,148 44
Sebec -----	151	718 04	400 69	69 59	1,001 26
Seboeis Plantation -----	30	119 02	138 66	-	-
Sedgwick -----	254	1,007 63	502 76	100 29	1,133 74
Shapleigh -----	187	741 84	476 32	-	1,327 98
Sherman -----	335	1,328 97	657 14	-	1,467 68
Shirley -----	105	416 56	210 80	40 12	482 74
Sidney -----	223	884 66	635 51	-	2,109 62
Silver Ridge Plantation -----	44	174 55	86 02	-	191 54
Skowhegan -----	1,637	6,494 06	5,812 74	-	19,040 79
Smithfield -----	114	452 25	310 95	-	898 16
Solon -----	146	573 19	296 63	62 63	636 25
Somerville -----	293	1,162 84	718 03	-	1,937 73
Sorrento -----	96	330 83	151 12	43 39	295 40
South Berwick -----	38	150 75	344 18	-	1,306 73
Southport -----	949	3,774 73	2,330 93	-	6,298 98
South Portland -----	116	460 18	564 31	-	2,044 66
South Thomaston -----	2,122	8,418 08	5,691 73	-	16,275 18
Southwest Harbor -----	424	1,682 03	883 61	-	2,094 44
Springfield -----	263	1,063 17	744 57	-	2,172 74
Springfield -----	156	618 86	297 32	-	643 68

TABLE No. 18.
School Fund and State Tax—Continued.

	Scholar.	School and mill fund.	Common school fund.	Equalization Fund.	State tax.
Stacyville Plantation -----	187	741 84	314 15	92 10	-
Standish -----	403	1,618 56	1,385 59	-	4,458 05
Starks -----	157	622 83	381 04	63 45	1,021 54
Stetson -----	125	495 89	350 32	-	1,027 55
Steuben -----	229	908 46	448 23	84 33	999 27
Stockholm Plantation -----	252	999 69	445 98	93 74	-
Stockton Springs -----	250	991 76	807 35	-	2,542 31
Stoneham -----	70	277 69	192 52	-	558 69
Stonington -----	570	2,261 22	1,160 22	272 22	2,693 16
Stow -----	57	226 12	209 83	-	697 06
Strong -----	192	761 67	519 29	-	1,492 68
Sullivan -----	304	1,205 99	708 88	127 31	1,846 00
Sumner -----	184	729 94	513 18	76 55	1,501 33
Surry -----	228	904 49	440 58	-	968 57
Swan's Island -----	219	868 78	386 66	87 60	764 00
Swanville -----	134	531 59	301 35	54 03	762 85
Sweden -----	74	293 56	252 41	-	813 70
Talmadge -----	27	107 12	117 39	-	412 37
Temple -----	108	428 45	265 46	-	717 95
The Forks Plantation -----	55	218 19	151 80	26 61	-
Thomaston -----	537	2,130 31	1,869 37	-	6,076 00
Thornbike -----	163	646 63	401 04	-	1,085 01
Topsfield -----	87	345 13	202 00	-	524 10
Topsham -----	693	2,749 16	2,061 94	-	6,240 88
Tremont -----	393	1,578 89	681 68	156 37	1,291 92
Trenton -----	92	364 96	242 34	43 80	635 75
Trescott -----	176	698 20	246 74	74 09	321 55
Troy -----	183	725 97	486 73	-	1,384 83
Turner -----	427	1,693 93	1,448 70	-	4,659 69
Union -----	305	1,209 96	839 66	-	2,666 13
Unity -----	199	789 44	579 57	-	1,735 51
Unity Plantation -----	22	87 27	40 53	5 32	84 54
Upton -----	71	281 66	223 22	-	694 04
Van Buren -----	964	3,824 24	1,800 32	-	3,808 15
Vanceboro -----	219	863 78	420 13	-	916 22
Vassalborough -----	502	1,901 46	1,711 70	-	5,517 24
Veazie -----	133	527 62	494 11	-	1,647 09
Verona -----	56	222 15	133 32	-	352 56
Vienna -----	103	408 61	260 58	-	718 51
Vinalhaven -----	685	2,769 00	1,489 20	-	3,605 73
Wade Plantation -----	115	456 22	216 73	44 62	463 27
Waite -----	52	206 23	93 65	20 47	189 72
Waldo -----	121	480 02	280 58	-	727 21
Waldoboro -----	741	2,939 59	1,974 78	-	5,625 91
Wales -----	143	567 29	392 58	-	1,137 91
Wallagrass Plantation -----	390	1,547 15	466 67	-	346 30
Walthaum -----	58	230 09	143 83	-	391 31
Warren -----	412	1,634 42	1,337 69	-	4,222 26
Washington -----	486	1,927 98	832 41	190 35	1,576 43
Washington -----	233	924 32	531 42	-	1,360 12
Waterboro -----	273	1,083 00	750 16	-	2,175 63
Waterford -----	249	987 79	610 89	83 92	1,650 29
Waterville -----	3,487	13,833 10	10,635 51	-	32,593 67
Wayne -----	144	571 26	412 97	-	1,226 67
Webster -----	274	1,086 97	877 97	-	2,754 64
Webster Plantation -----	43	170 59	112 13	-	-
Weld -----	182	722 00	443 41	-	1,192 07
Wellington -----	112	444 31	261 00	46 66	633 36
Wells -----	665	2,638 09	1,827 93	-	5,301 15
Wesley -----	70	277 69	125 85	28 24	254 29
West Bath -----	67	265 79	251 84	-	843 21

TABLE No. 18.

School Fund and State Tax—Concluded.

	Scholars.	School and mill fund.	Common school fund.	Equalization Fund.	State tax.
Westbrook -----	2,636	10,457 14	8,061 09	-	24,732 31
Westfield -----	213	844 98	404 13	-	870 59
West Forks Plantation -----	54	214 22	169 05	-	-
West Gardiner -----	155	614 90	512 75	-	1,631 63
Westmanland Plantation -----	45	178 52	178 00	-	-
Weston -----	127	503 82	199 27	51 99	323 86
Westport -----	84	353 23	187 85	-	473 46
Whitefield -----	276	1,094 90	757 46	-	2,195 04
Whiting -----	120	476 06	230 75	55 26	504 51
Whitneyville -----	72	285 62	136 88	36 43	295 69
Williamsburg -----	47	186 46	105 56	21 29	266 85
Willimantic -----	85	337 20	183 80	33 57	450 19
Wilton -----	508	2,007 33	1,626 43	-	5,110 50
Windham -----	465	1,844 08	1,742 17	-	5,824 71
Windsor -----	195	773 58	469 81	74 91	1,252 60
Winn -----	216	856 88	401 90	-	846 93
Winslow -----	923	3,661 59	3,581 80	-	12,123 19
Winter Harbor -----	182	722 00	745 91	-	2,571 62
Winterport -----	385	1,527 32	1,010 35	-	2,851 61
Winterville Plantation -----	111	440 35	232 34	-	-
Winthrop -----	515	2,043 04	2,083 90	-	7,155 82
Wiscasset -----	296	1,174 24	861 77	-	2,594 15
Woodland -----	421	1,670 07	719 75	171 93	1,359 36
Woodstock -----	192	761 67	506 36	81 05	1,433 73
Woodville -----	39	154 71	120 82	-	373 04
Woolwich -----	185	733 91	567 76	-	1,745 92
Yarmouth -----	636	2,523 04	2,454 10	-	8,290 47
York -----	644	2,554 78	3,655 01	-	13,734 47
WILD LANDS.					
Aroostook County -----	-	-	-	-	54,724 06
Franklin County -----	-	-	-	-	16,154 00
Hancock County -----	-	-	-	-	5,951 41
Oxford County -----	-	-	-	-	14,640 52
Penobscot County -----	-	-	-	-	16,768 43
Piscataquis County -----	-	-	-	-	47,701 91
Somerset County -----	-	-	-	-	40,089 31
Washington County -----	-	-	-	-	10,557 25
TIMBER AND GRASS ON RESERVED LANDS.					
Aroostook County -----	-	-	-	-	1,848 85
Franklin County -----	-	-	-	-	339 46
Hancock County -----	-	-	-	-	164 35
Oxford County -----	-	-	-	-	465 30
Penobscot County -----	-	-	-	-	441 30
Piscataquis County -----	-	-	-	-	1,702 83
Somerset County -----	-	-	-	-	1,281 05
Washington County -----	-	-	-	-	261 33
	213,483	\$346,898 43	\$642,378 69	\$12,158 44	\$2,143,156 45

TABLE No. 18.

RECAPITULATION BY COUNTIES.

COUNTIES.	Scholars.	School and mill fund.	Common school fund	Equalization Fund.	State tax.
Androscoggin -----	18,792	\$74,548 86	\$54,441 90	-	\$162,515 12
Aroostook -----	26,074	103,436 94	51,455 64	\$3,579 75	166,135 13
Cumberland -----	30,137	119,555 09	129,291 60	128 12	452,203 18
Franklin -----	5,168	20,501 75	16,297 67	153 09	63,547 43
Hancock -----	10,236	40,606 76	31,823 58	1,661 96	103,882 91
Kennebec -----	16,539	65,611 09	53,525 82	183 39	163,681 14
Knox -----	7,395	29,336 37	24,412 22	124 03	77,607 31
Lincoln -----	4,879	19,355 25	13,698 52	320 93	40,215 90
Oxford -----	8,994	35,679 68	27,397 81	1,021 73	97,173 46
Penobscot -----	23,971	95,094 22	72,533 23	1,232 53	235,492 38
Piscataquis -----	5,186	20,573 15	13,834 51	1,101 56	86,616 46
Sagadahoc -----	5,471	21,703 75	18,476 54	214 09	59,304 87
Somerset -----	9,854	39,091 34	28,374 68	545 25	119,545 16
Waldo -----	6,173	24,488 62	17,787 97	54 03	52,962 00
Washington -----	14,652	58,125 25	29,477 46	1,432 32	76,799 95
York -----	19,962	79,190 31	59,544 51	405 66	180,464 05
	213,483	\$346,893 43	\$642,378 69	\$12,158 44	\$2,143,156 45