

MAINE STATE LEGISLATURE

The following document is provided by the
LAW AND LEGISLATIVE DIGITAL LIBRARY
at the Maine State Law and Legislative Reference Library
<http://legislature.maine.gov/lawlib>



Reproduced from scanned originals with text recognition applied
(searchable text may contain some errors and/or omissions)

**LEGISLATIVE COUNCIL
NOVEMBER 29, 2000
REVISED AGENDA**

CALL TO ORDER

ROLL CALL

SUMMARY OF OCTOBER 25, 2000 COUNCIL MEETING

**REPORTS FROM EXECUTIVE DIRECTOR AND STAFF OFFICE
DIRECTORS**

- Renovations: Status Report
- Fiscal Update
- Migration Project Status
- Interim Studies: Status Report

REPORTS FROM COUNCIL COMMITTEES

Hall of Flags Committee

State House Space Committee

Executive Director Search Committee

Personnel Committee

OLD BUSINESS

Item #1: Legislative Document Service: Fee schedule for 120th Legislature

Item #2: Study Requests from 10/25/00 meeting

(see OPLA report)

NEW BUSINESS

Item #1: Cross State Office Building Plaque

Item #2: Time and Attendance Systems

Presentation by Scott Clark, Deputy Director, Legislative Information Services

Item #3: Changing Our Web Server Administration (from BIS to InforME)

Item #4: Submission of Study Reports:

- Commission to Recognize Vietnam Veterans in the State House Hall of Flags (pursuant to Section 6 of Resolves 1999, Chapter 113)
- Commission on Child Abuse (pursuant to H.P. 1930 as amended by committee amendments "A", H-1135)
- Joint Study Committee to Study Bomb Threats in Maine Schools (pursuant to H.P. 1938)
- Joint Select Committee on the Psychiatric Treatment Initiative (pursuant to Joint Order, H.P. 1955)

Item #5: Requests for Extension of Reporting Deadline:

- Task Force to Study Market Power Issues Related to the Solid Waste Hauling and Disposal Industry
- Citizens' Advisory Committee to Secure the Future of Maine's Fish and Wildlife

Item #6: Producing a "Performance Budget" bill(s) in a WANG Environment

ANNOUNCEMENTS AND REMARKS

ADJOURNMENT

SEN. MARK W. LAWRENCE
CHAIR

REP. G. STEVEN ROWE
VICE-CHAIR



119th MAINE STATE LEGISLATURE
LEGISLATIVE COUNCIL

SEN. CHELLIE PINGREE
SEN. JANE A. AMERO
SEN. ANNE M. RAND
SEN. RICHARD A. BENNETT
REP. MICHAEL V. SAXL
REP. THOMAS W. MURPHY, JR.
REP. DAVID C. SHIAH
REP. RICHARD H. CAMPBELL

~~SARAH C. TUBBESING~~
~~EXECUTIVE DIRECTOR~~

MEETING SUMMARY
OCTOBER 25, 2000

CALL TO ORDER

The Vice-Chair, Speaker G. Steven Rowe, called the Council meeting to order at 1:20 p.m. in Room 127 of the State House.

ROLL CALL

Senators:	Sen. Pingree, Sen. Bennett Absent: President Lawrence, Sen. Rand, and Sen. Amero
Representatives:	Speaker Rowe, Rep. Saxl, Rep. Murphy, Rep. Shiah Absent: Rep. Campbell
Legislative Officers:	Millicent MacFarland, Assistant Clerk of the House James Clair, Acting Executive Director, Legislative Council David Boulter, Director, Office of Policy and Legal Analysis Margaret Matheson, Revisor of Statutes Lynn Randall, State Law Librarian Paul Mayotte, Director, Legislative Information Services Phillip McCarthy, Office of Policy and Legal Analysis Ryan Low, House Democratic Office

OLD BUSINESS

Item #1: Maine State Museum: Emergency FY 01 Budget Request for Hall of Flags and Portraits

Jim Clair, Acting Executive Director reported to the Council that he had received a phone call from Commissioner Waldron regarding a request by the Maine State Museum for emergency funding to repair the Hall of Flags and to maintain some of the portraits. Commissioner Waldron asked what the position of the Council was on this issue. Earlier this year the Council formed a Hall of Flags Committee, which has not yet met. The Maine State Museum is here today to discuss the funding; some recently appointed members of the Hall of Flags Committee are in attendance as well. It is a way for you to understand what the request is, the dollar impact and perhaps to figure out a way to proceed.

Mr. Phillips from the Museum showed examples of how the flags had deteriorated and stated that this is typical of the condition many of the flags were in. He noted that in order to get the subject seriously considered in time to meet the renovation schedule, or catch up to the renovation schedule of this building they need to request money in this year's budget for the flags and portraits.

Handouts described the specific requests. The request is for renovated cases within the Hall of Flags, care and stabilization of the flags, and an exhibit in the museum. This is actually a package of work. Money has been received privately since 1993 through our Save Man's Colors Campaign and doing what we could and clearly this is going to take forever. Mr. Phillips said that in the work we've done flags have turned out to be far more fragile and far more expensive to prepare than what we originally assumed. As we work more with textile conservators, we have found out through very specific work that it would cost \$17,000 to get this flag stabilized and in a frame. He noted that other flags would be more expensive to prepare. The Museum owns 330 flags; only 34 flags have been in the Hall of Flags in recent years. The proposal is to take the advice of the conservators and essentially put a beautiful display of replica flags in the Hall and the originals would remain in the Museum. It would look more as it did in the early years when they were first displayed possibly fanned out in a very attractive display with enough information so that people can easily find the Museum. Another member of the Museum staff noted that to make sure these last more than ten or fifteen years, which is about what their life expectancy is hanging in the Hall of Flags, you need to only expose them to a certain amount of light. By preserving them this way you don't have to do all of the conservation work, we just stabilize them and always leave them flat.

Representative Saxl discussed with Museum staff the possibility of displaying the flags in that manner in the State House.

Mr. Phillips stated that there is no place to display them horizontally in the Hall of Flags.

Speaker Rowe asked for verification about the recommendation for the Hall of Flags displays.

Mr. Phillips explained that the original cases would go back into the Hall of Flags with replicas of the original flags. That is what we are proposing. The original flags would last the longest in the Museum, people would see them more on a rotating basis and there will be something very attractive that can survive the everyday hard use in the Hall of Flags. The Hall of Flags Committee was formed to deal with the more technical aspects of this and report back to you. So they are here to be given there assignment, I think. Mr. Phillips then spoke briefly on the portrait collection, which was assigned to the museum to be responsible for after it had been gathered slowly over a long period of time.

The essential request is to clean the surfaces of the canvases of the 100 portraits that haven't been restored. The frames are in worse shape than the canvases; the canvases have been cleaned occasionally. They will be put back in the grimy condition; with broken frames that they were in before if we don't do this. That is all contained in the package that you have. Again we presented this in the Governor's budget, because that is where we put our budget. It had been earlier discussed at the staff level, that these projects might be funded out of the State House Renovation Fund, but that was never promised, and it obviously it didn't come before you. It's still a reasonable way to handle this, if you wish. We are certainly not locked into the method for handling this project.

Speaker Rowe asked if any contracts had been signed and Mr. Phillips stated they had not. They have gotten estimates over a period of three years and people ready to go if there was money available.

Speaker Rowe asked that Mr. Phillips clarify for the Council if the reason for the presentation was to explain the need for \$723,000 worth of work, and to request that the Council consider using State House renovation funds to pay for it.

Mr. Phillips stated that when this was presented to be included in the Governor's "Emergency FY 01" budget, it was decided that the Council should have the opportunity to discuss this, before the Administration made a final decision. If it moves the question, yes, I'll say I'm requesting it from here, and we would withdraw this package from the Governor's budget, if it were available.

Speaker Rowe asked if members had further questions and who the Chair(s) of the Hall of Flags Committee were and how it was set up.

Jim Clair reminded members that it was set up by the Council on February 29, 2000, and that the motion was to appoint a committee to work with the museum to explore opportunities to have an appropriate display, and to maintain public access to and observation of the historic flags. Mr. Clair also verified that those appointments had been made.

Speaker Rowe asked why the Committee had not met.

Mr. Clair replied that the appointments were a bit tardy and that the membership is Sen. Carey, Sen. Daggett, Sen. Davis, Sen. Ferguson, Rep. Cowger, Rep. Madore, Rep. Quint and Rep. Usher.

Rep. Murphy asked if the flags stabilized now and what environment or condition they are in.

Mr. Phillips replied that the flags are not stabilized and are currently stored flat in the museum.

Speaker Rowe asked if any members of the Flag Committee wanted to add anything or had questions and suggested that they meet with the Museum staff next door and come back with a recommendation.

A member of the Museum staff asked if a decision would be made today and Speaker Rowe asked what the time frame for making a decision was.

Mr. Phillips informed the Council that Commissioner Waldron would like to know whether these two items should be put into the Governor's emergency request. Which, would then come to the Legislature as part of his budget.

Speaker Rowe noted that the funds requested were for a particular proposal and that should be agreed upon before submitting a request either way.

Mr. Phillips noted that they have figures for options that they can show the committee and come back before the Council at the next meeting.

Speaker Rowe agreed and confirmed that the next meeting will be on November 29th, but noted that no money had been set aside in the budget and it is unlikely that we are going to be able to find the seven hundred and twenty-three thousand dollars in the State House renovation budget. The Speaker expressed that he would be interested in hearing back from the committee on their recommendation on the price tag associated with that.

Rep. Saxl: I think I may have missed a part of it as I was reading though some of the reports. Was Commissioner Waldron's request for the legislative budget request or was it a general kind of budget request?

Rep. Saxl asked if Commissioner Waldron expressed a willingness to put this into the budget, the general fund budget for the next biennium. Mr. Phillips said it was noncommittal and more of a timing issue.

Rep. Murphy asked for information on the flow of funds for the next meeting. Speaker Rowe noted that the next meeting the Council would make a decision about the appropriate funding source for this.

NEW BUSINESS

Item #3: Submission of Work Plan and Proposed Budget for Approval:

- Round Table to Study Economic and Labor Issues Relating to Forests Products Industry

Speaker Rowe noted that this is a submission of a work plan and proposed budget for and that Senator Nutting and Representative Samson were present.

Sen. Nutting informed the Council that the original study request was for a two-year study and the original budget was over ten thousand. It did get funded at \$3,700. There are nineteen people on the study. There are many different market and logging

issues for this group to look at. The current request is to increase the budget to six thousand dollars. There are six people on the study that are very, very small independent loggers. Some of them are from the Canadian border. The request includes expenses for them as well as the two legislative members who are not running for re-election and will not otherwise be compensated. That is why we are putting in the request for an additional \$2,400. Speaker Rowe asked about the groups report day and if some meetings would be held when the Legislature is in session. Sen. Nutting noted that the report date is December 2001, and that they would try to have two meeting during session, although that is going to be difficult, because of staff. Rep. Murphy commented that part of today's agenda is dealing with a short fall and it is difficult to grant requests for \$2,400 above and beyond what the budget is already.

David Boulter pointed out that the general policy of the council when approving these was to include in the budget of the authorizing legislation to receive expenses if they are not otherwise compensated by the employer. It was by a variety of circumstances that this one did not include this language but virtually all of the studies did. Rep. Samson commented that they were under the assumption that the language was in there. Rep. Saxl asked Mr. Boulter if he had an explanation as to why it was overlooked.

Mr. Boulter explained that this was actually the very first one that the Council took up. It was after that the decision was made to go in this direction. This study was overlooked. Rep. Saxl asked about the Legislative members who will soon be public members and how that would be handled. Mr. Boulter explained that traditionally new Legislative members would be appointed, but that is a policy decision and would not affect this request. This request is for the work plan as amended by \$2400.

Sen. Pingree commented that during legislative sessions members don't take those expenses related to study work. Jim Clair reported that, in isolation, the study account has about \$80,000 left, the awkward thing is that members have before them a recommendation to use those funds to offset some other problems in the FY 01 Legislative budget.

Speaker Rowe noted that members were sensitive to that and the pending request was an oversight on the Council's part. He stressed the importance of this study and suggested they direct the Chairs to try to keep expenses down and try to hold meetings during the session. Speaker Rowe expressed he would support a motion to approve this request.

Senator Bennett commented that given the serious budget problems before them he did not want to deal with these types of requests in isolation.

Rep. Saxl reminded the members that the Council did deal with the study requests as a whole and this particular study was an oversight and the rules Council members adopted should be consistent with all studies and that he would also support a motion to approve the request.

Motion: Approval of the Work Plan and Budget for the Round Table to Study Economic and Labor Issues Relating to Forests Products Industry; second by Rep. Shiah; motion failed 4-2.

David Boulter then referred to a memo and status report he had prepared for the Council. The requests listed are in the following categories: extensions, funds, or additional meetings. Most extensions are not beyond December of this year.

Speaker Rowe asked if the extensions would have any fiscal impact. Mr. Boulter noted it was a timing issue, to prepare final reports. The only exception being the request from the Task Force on the Maine Learning Technology Endowment. The submission of work plans and budgets include the one you just discussed, minus the \$2400 increase, that it would be what we've given to them in the budget for that. The other requests are for budgets as they were appropriated by the Legislature.

Speaker Rowe confirmed that the Council needed to approve the work plans and asked if one motion could be made on all the requests.

Motion: That extension requests for Legislative studies be granted. Motion by: Rep. Saxl; second by Rep. Shiah; unanimous.

Rep. Murphy asked Mr. Clair if this category affected any of the funds he had earmarked for consideration later and he replied that it did not.

David Boulter pointed out that the next requests were to hold additional meetings and suggested that they deal with the requests individually. The first request from the Task Force on Educational Programming at Juvenile Correctional Facilities asks for one additional meeting and can be handled within current budget.

Discussion took place regarding supporting the requests within the current budgets. Sen. Bennett inquired about unexpended funds within these budgets and the impact on cash available for overruns. Mr. Clair noted that if there were a balance from the amount that was appropriated, yes –that could be applied to other issues, then money would not be available to extend this by one additional meeting. Sen. Bennett explained that he did not want to deal with this request in isolation.

Speaker Steve suggested that with the shortfall it might be best to table the requests.

Motion: Table remaining requests. Motion by Rep. Saxl; second by Sen. Bennett.

MEETING SUMMARY

Motion: That the Summary for the September 26, 2000 Council meeting be accepted and placed on file. (Motion by Rep. Murphy; second by Rep. Saxl).

REPORTS FROM EXECUTIVE DIRECTOR AND STAFF OFFICE DIRECTORS

Jim Clair called attention to various handouts and noted that direction was needed from the Council on several issues.

- **Renovations: Status Report**

Mr. Clair noted that there were no budget issues related to renovations to report on since the last Council meeting. The members were provided with an updated schedule and Mr. Clair reminded members that blasting has been delayed. This delay has impacted moving

back in for several offices. He also noted that the Clerk's Office would ring the House bell when blasting would occur.

Stan Fairservice gave a brief update of the progress in the State House and noted he is working closely with Mr. Clair and the Governor's Office.

Mr. Clair referred to a handout regarding the move into the Cross State Office Building (CSOB). He informed members that DAFS had hired a firm to coordinate the move and they are prepared to coordinate our move as well. Mr. Clair noted that this would be at no cost to the Legislature and would recommend taking advantage of that. Further discussion about the move back and furnishings for some offices took place.

Mr. Clair informed members that he, Stan Fairservice and Bruce Hilfrank had met and he will be signing the GMP for West Wing.

- **Legislative Budget**

Mr. Clair informed members that the system for legislative accounting is ok and an example of the information that can be provided is a comparison of FY01 allotment, that's the total 12 month period; what's been expended or encumbered to date; and therefore what's left. He noted that it represents a lot of figures, and was not provided for the members to attempt to dissect. He pointed out that some of the numbers created a warning sign for him. One indicator is the salary accounts; in aggregate those salaries should be at about 25%, if we are 25% through the fiscal year. We are starting to overreach some of those accounts.

Mr. Clair discussed the Reserve Fund and pointed out that of the \$850,000 about \$14,000 has been expended. Much of this will be used up this FY in paying for CSOB and West Wing expenses related to the renovations. At the next Council meeting Mr. Clair will provide a more detailed report as well as some historical information on how the Fund has been used in the past.

Mr. Clair then referred to Legislative Budget and with some direction from the Council, a new and expanded services request is still in its draft stage. Information will be provided to members at the next meeting, but it is fair to say the requests already exceed \$4 million for the next two-year period. Mr. Clair also confirmed that information he has provided to the executive branch for "Part 1" is summary data only.

Mr. Clair referred to the handout on the migration funding effort. This information goes back to a number of motions, including an effort last spring led by Senator Bennett. We attempted to go back 3 fiscal years, at how we have funded some of the migration efforts and related expenses. Some of those items are the process review (KPMG), Y2K issues, and IRC chamber work. Those were perhaps about 5.8 million. It leaves the migration effort, at a \$4.2 million Compaq drafting system, \$777,000 chamber system, and \$250,000 reserve, threatened because some of the expenses that otherwise would have been charged as authorized by the council were used to pay the KPMG contract. Mr. Clair also reminded members that the contract that was signed with Compaq was for \$300,000 more than was authorized. With that and the prospect for expenses for Compaq, IRC and the LBMS, we are short some \$850,000. That includes about \$50,000 that has been sitting in a dedicated fund for migration purposes. On a cost center basis looking at the migration effort, what was authorized, what we have spent, and what remains to be spent, it appears to be an \$850,000 problem.

Speaker Rowe asked if the \$364,000 that has been set-aside for the Legislative Budget Management System (LBMS) would reduce this projected short fall. Mr. Clair noted that those funds had been set aside reserved for the LBMS in the future. If we are to satisfy FY 01 expenses, that is a resource that is available. That would mean the LBMS is unfunded. Speaker Rowe then asked about a possible solution with Compaq to reduce those costs. Mr. Clair referred the question to Paul Mayotte, Director of Information Services. Mr. Mayotte informed members that because of a potential legal suit and that he might not be able to give a complete report on the Attorney General's recommendations. Mr. Mayotte reminded members that what was pursued with the Attorney General's Office was a review of the Compaq contract and their commitments and the Legislature's right to recourse at this point. The Attorney General's Office has asked us to prepare a financial impact assessment of damages that the Legislature could face because of Compaq's schedule slip.

Senator Bennett asked about the signing of the contract with Compaq and requested that the Council go into Executive Session.

Motion: The Council goes into Executive Session to discuss personnel issues related to signing of the Compaq contract and the work of the former Executive Director and other staff. Motion by Senator Bennett; second Representative Saxl; unanimous.

Executive Session

The Council went into Executive Session at 2:35 pm.

Reconvened

The Council meeting was reconvened at 3:35 pm without a quorum present.

Speaker Rowe noted that no official actions were taken during executive session. Personnel issues were discussed.

The following matters were discussed without a quorum:

Speaker Rowe directed Mr. Mayotte to continue to work with Mr. Clair, the Attorney General and Compaq to try to get that budget reduced with respect to the delays and still keep it operational. He asked for a report at the next Council meeting.

Mr. Clair continued with the fiscal briefing and informed members that the FY 01 problems in general speak to a number of issues. The \$850,000 previously identified, some issues around modular unit leases, the cost for connector, and projected salary expenses are some of those issues that bring us to a FY01 problem that exceeds one million dollars. That is based on the best available data.

Mr. Clair also briefed members about a request from the Department of Administrative and Financial Services to enter into a lease with them for the 2nd floor and maybe part of the 1st, referred to as "Legislative space". They want to assign the ongoing maintenance and operational costs through an internal services fund to recover that on annual basis. Mr. Clair expressed some concern about some possible restrictive lease provisions. He also noted that if this were the case

then the Legislature might enter into a lease agreement with the Governor for space in the State House, that is, a one for one relationship. Mr. Clair noted that he was looking for direction from the Council on this unbudgeted expense in FY 02 and FY 03..

Representative Saxl noted that he did not agree with internal service contracts and should be operating as government as a whole and would not support entering into a lease contract. Speaker Rowe inquired about other tenants in the State Office Building and Mr. Clair confirmed that other tenants would be signing leases. Mr. Clair was asked to send a memo to Commissioner Waldron informing her that there was no support for signing a lease.


Mr. Clair pointed out that there was a draft copy of the CSOB Policy Manual in their packets and noted that the Legislature does not fall under DAFS rules and asked for direction and feedback on this as well. Further discussion took place regarding showers and security issues.

Mr. Clair asked for direction from the Council regarding policy on food and beverages in committee rooms. Several comments were made about the condition of carpets from spills and trash left in the rooms. Speaker Rowe noted that during legislative sessions chairs should be responsible for assuring the rooms are properly used. Mr. Clair was asked to prepare a memo regarding the policy.

Mr. Clair noted that the first seven extension requests were approved and all other study requests were tabled.

Adjournment

The Council meeting was adjourned at 4:00 pm on the motion of Rep. Saxl; second Speaker Rowe.



Interim Executive Director's Report

November 29, 2000

~~~~~

### ***10/25/00 Follow-ups:***

- Reserve Fund *(see Attachment A)*
- FY 01 Budget Update
- "Part 2" Requests *(see Attachment B)*
- Food & Beverages Policy for Cmte. Rms.  
*(still outstanding)*

### ***Other:***

- South Side "temporary walkway"  
*(see Attachment C)*
- CSOB Move Update  
*(see Attachment D)*

# STATE HOUSE PRESERVATION AND MAINTENANCE

11/28/2000

## (ALLOTMENT DOCUMENT)

| FY                | BUDGET DOC NO | BUDGET<br>DOC TYPE | Sum: ALLOTTED |
|-------------------|---------------|--------------------|---------------|
| 1997              | 000008B       | B                  | 0.00          |
|                   | 001099F       | F                  | 500,000.00    |
|                   | 001100F       | F                  | 23,047.00     |
| FISC YR subtotal: |               |                    | 523,047.00    |
| 1998              | 000009B       | B                  | 0.00          |
|                   | 000019B       | B                  | 0.00          |
|                   | 001420F       | W                  | 850,000.00    |
|                   | 001684F       | W                  | 1.00          |
|                   | 001718F       | F                  | 107,953.00    |
| FISC YR subtotal: |               |                    | 957,954.00    |
| 1999              | 000001B       | B                  | 0.00          |
|                   | 000019B       | B                  | 0.00          |
|                   | 002068F       | W                  | 850,000.00    |
|                   | 002547F       | F                  | 33,388.00     |
| FISC YR subtotal: |               |                    | 883,388.00    |
| 2000              | 000003B       | B                  | 0.00          |
|                   | 000011B       | B                  | 0.00          |
|                   | 000020B       | B                  | 0.00          |
|                   | 002964F       | W                  | 850,000.00    |
|                   | 003335F       | W                  | 621,275.00    |
| FISC YR subtotal: |               |                    | 1,471,275.00  |
| 2001              | 000001B       | B                  | 0.00          |
|                   | 004104F       | F                  | 850,000.00    |
|                   | 004267F       | F                  | 0.00          |
| FISC YR subtotal: |               |                    | 850,000.00    |

P. 1

Attachment A

# STATE HOUSE PRESERVATION AND MAINTENANCE

## EXPENDITURES BY FY

11/28/2000

| FY   | RPT<br>ORG | REPORT ORG NM              | OBJ    | LINE DESC                   | VENDOR                         | EXPENDED   | ACCEPT<br>DT |
|------|------------|----------------------------|--------|-----------------------------|--------------------------------|------------|--------------|
| 1997 | 1200       | RETAINING WALL RESTORATION | 4011   | RETAINING WALL              | GRANGER NORTHERN INC           | 6,164.00   | 11/05/96     |
| 1997 |            |                            | 4011   | RETAINING WALL              | GRANGER NORTHERN INC           | 4,663.00   | 11/14/96     |
|      |            |                            | OBJECT |                             |                                | 10,827.00  |              |
|      |            |                            |        |                             |                                | 10,827.00  |              |
|      |            |                            |        |                             |                                |            |              |
| 1997 | 1204       | ROOF REPLACEMENT           | 4011   | ROOF REPLACEMENT            | PEACHEY BUILDERS               | 84,581.00  | 11/06/96     |
| 1997 |            |                            | 4011   | ROOF REPLACEMENT            | PEACHEY BUILDERS               | 34,454.00  | 01/27/97     |
| 1997 |            |                            | 4011   | ROOF REPLACEMENT            | PEACHEY BUILDERS               | 12,494.00  | 02/18/97     |
| 1997 |            |                            | 4011   | ROOF RENOVATIONS            | JOHN WEINRICH & RICHARD BURT   | 3,920.41   | 02/10/97     |
| 1997 |            |                            | 4011   | ROOF REPLACEMENT            | PEACHEY BUILDERS               | 143,736.00 | 12/23/96     |
| 1997 |            |                            | 4011   | ROOF REPLACEMENT            | PEACHEY BUILDERS               | 233,034.00 | 11/12/96     |
|      |            |                            | OBJECT |                             |                                | 512,219.41 |              |
|      |            |                            |        |                             |                                | 512,219.41 |              |
| FY   |            |                            |        |                             |                                | 523,046.41 |              |
|      |            |                            |        |                             |                                |            |              |
| 1998 | 1200       | RENOVATIONS ADM            | 4011   | LAW LIBRARY ROOM 200        | JOHN WEINRICH & RICHARD BURT   | 240.00     | 12/17/97     |
|      |            |                            | OBJECT |                             |                                | 240.00     |              |
|      |            |                            |        |                             |                                |            |              |
| 1998 |            |                            | 7101   | SUMMER 97 PROJECT           | JOHN WEINRICH & RICHARD BURT   | 22,649.82  | 09/10/97     |
| 1998 |            |                            | 7101   | ST HSE SUMMER 97' RENOVATE  | JOHN WEINRICH & RICHARD BURT   | 9,487.41   | 01/21/98     |
| 1998 |            |                            | 7101   | SEWER                       | JOHN WEINRICH & RICHARD BURT   | 572.00     | 12/16/97     |
| 1998 |            |                            | 7101   | STATE HOUSE RENOV 97        | JOHN WEINRICH & RICHARD BURT   | 10,001.43  | 12/16/97     |
| 1998 |            |                            | 7101   | SUMMER 1997 RENOVATIONS     | JOHN WEINRICH & RICHARD BURT   | 14,003.06  | 11/26/97     |
| 1998 |            |                            | 7101   | SUMMER 1997 RENOVATIONS     | JOHN WEINRICH & RICHARD BURT   | 19,013.39  | 10/17/97     |
| 1998 |            |                            | 7101   | SUMMER 1997 RENOVATIONS     | JOHN WEINRICH & RICHARD BURT   | 2,360.77   | 09/11/97     |
|      |            |                            | OBJECT |                             |                                | 78,087.88  |              |
|      |            |                            |        |                             |                                | 78,327.88  |              |
|      |            |                            |        |                             |                                |            |              |
| 1998 | 1202       | ADA IMPROVEMENTS           | 7201   | PURCHASE OF MATERIALS       | TAVARES CUSTOM WOODWORKING INC | 4,620.00   | 11/21/97     |
| 1998 |            |                            | 7201   | WIP 11/11/97                | TAVARES CUSTOM WOODWORKING INC | 3,000.00   | 12/22/97     |
| 1998 |            |                            | 7201   | FINAL PAYMENT               | TAVARES CUSTOM WOODWORKING INC | 3,748.00   | 12/30/97     |
| 1998 |            |                            | 7201   |                             |                                | -14,693.00 | 03/16/98     |
| 1998 |            |                            | 7201   | ADDITIONAL PYMT             | TAVARES CUSTOM WOODWORKING INC | 325.00     | 01/16/98     |
| 1998 |            |                            | 7201   | WIP HR TABLES PROP 11/11/97 | TAVARES CUSTOM WOODWORKING INC | 3,000.00   | 12/04/97     |

# STATE HOUSE PRESERVATION AND MAINTENANCE EXPENDITURES BY FY

11/28/2000

| FY   | RPT<br>ORG | REPORT ORG NM             | OBJ    | LINE DESC                   | VENDOR                       | EXPENDED   | ACCEPT<br>DT |
|------|------------|---------------------------|--------|-----------------------------|------------------------------|------------|--------------|
|      |            |                           | OBJECT |                             |                              | 0.00       |              |
|      |            |                           |        |                             |                              | 0.00       |              |
| 1998 | 1203       | ELECTRICAL SYSTEM UPGRADE | 4011   | ORDER # 9647-3              | MILLIKEN BROTHERS            | 1,792.16   | 10/10/97     |
| 1998 |            |                           | 4011   | LAW LIBRARY ROOM 200        | JOHN WEINRICH & RICHARD BURT | 645.00     | 11/26/97     |
| 1998 |            |                           | 4011   | COMPUTER MEZZANINE          | JOHN WEINRICH & RICHARD BURT | 1,960.00   | 11/26/97     |
| 1998 |            |                           | 4011   | ORDER # 9647-5              | MILLIKEN BROTHERS            | 5,413.94   | 10/10/97     |
| 1998 |            |                           | 4011   | COMPUTER MEZZANINE          | JOHN WEINRICH & RICHARD BURT | 150.00     | 12/17/97     |
| 1998 |            |                           | 4011   | LAW LIBRARY ROOM 200        | JOHN WEINRICH & RICHARD BURT | 240.00     | 10/17/97     |
| 1998 |            |                           | 4011   | ORDER # 9647-4              | MILLIKEN BROTHERS            | 5,471.94   | 10/10/97     |
|      |            |                           | OBJECT |                             |                              | 15,673.04  |              |
| 1998 |            |                           | 7101   | COMPUTER MEZZANINE          | JOHN WEINRICH & RICHARD BURT | 2,398.50   | 09/10/97     |
| 1998 |            |                           | 7101   | COMPUTER MEZZANINE          | JOHN WEINRICH & RICHARD BURT | 1,512.50   | 10/17/97     |
|      |            |                           | OBJECT |                             |                              | 3,911.00   |              |
|      |            |                           |        |                             |                              | 19,584.04  |              |
| 1998 | 1204       | ROOF REPLACEMENT          | 7101   | STATE HSE ROOF RENOVATIONS  | PEACHEY BUILDERS             | 62,717.01  | 11/14/97     |
| 1998 |            |                           | 7101   | FINAL PYMNT SH ROOF RENOVAT | PEACHEY BUILDERS             | 5,000.00   | 12/15/97     |
|      |            |                           | OBJECT |                             |                              | 67,717.01  |              |
|      |            |                           |        |                             |                              | 67,717.01  |              |
| 1998 | 1225       | DOME CEILING RESTORATION  | 4011   | ORDER # 9647-2              | MILLIKEN BROTHERS            | 1,694.14   | 10/10/97     |
|      |            |                           | OBJECT |                             |                              | 1,694.14   |              |
|      |            |                           |        |                             |                              | 1,694.14   |              |
| 1998 | 1226       | 4TH FLOOR RENOVATIONS     | 4011   | ST HSE SUMMER 1997 RENOVATE | LEDGEWOOD INC                | 89,386.00  | 10/27/97     |
|      |            |                           | OBJECT |                             |                              | 89,386.00  |              |
| 1998 |            |                           | 4501   | REIMB FOR TELEPHONE         | LEDGEWOOD INC                | -172.76    | 02/03/98     |
|      |            |                           | OBJECT |                             |                              | -172.76    |              |
| 1998 |            |                           | 7101   | RENOVATIONS                 | LEDGEWOOD INC                | 151,109.00 | 12/16/97     |
| 1998 |            |                           | 7101   | ST HSE SUMMER 97' RENOVATE  | LEDGEWOOD INC                | 188,846.00 | 01/21/98     |



# STATE HOUSE PRESERVATION AND MAINTENANCE EXPENDITURES BY FY

11/28/2000

| FY   | RPT<br>ORG | REPORT ORG NM              | OBJ    | LINE DESC                 | VENDOR                       | EXPENDED   | ACCEPT<br>DT |
|------|------------|----------------------------|--------|---------------------------|------------------------------|------------|--------------|
| 1998 | 1226       | 4TH FLOOR RENOVATIONS      | 7101   | HSE RENOVATIONS           | LEDGEWOOD INC                | 237,270.00 | 03/05/98     |
| 1998 |            |                            | 7101   | STATE HOUSE RENOVATIONS   | LEDGEWOOD INC                | 31,230.00  | 04/09/98     |
|      |            |                            | OBJECT |                           |                              | 608,455.00 |              |
|      |            |                            |        |                           |                              | 697,668.24 |              |
| 1998 | 1227       | PERIMETER DRAINAGE         | 4010   | PERIMETER DRAINAGE SYSTEM | S W COLE ENGINE INC          | 239.70     | 11/10/97     |
|      |            |                            | OBJECT |                           |                              | 239.70     |              |
| 1998 |            |                            | 4011   | PERIMETER DRAINAGE        | PRESSLEY ASSOC INC           | 480.47     | 10/17/97     |
|      |            |                            | OBJECT |                           |                              | 480.47     |              |
| 1998 |            |                            | 7101   | 1997 RENOVATIONS:DESIGN   | JOHN WEINRICH & RICHARD BURT | 48,076.94  | 08/01/97     |
| 1998 |            |                            | 7101   | PROJECT 97062.00          | PRESSLEY ASSOC INC           | 1,300.50   | 09/10/97     |
|      |            |                            | OBJECT |                           |                              | 49,377.44  |              |
| 1998 |            |                            | 7301   | ACCT 1588                 | S W COLE ENGINE INC          | 3,494.01   | 08/07/97     |
|      |            |                            | OBJECT |                           |                              | 3,494.01   |              |
|      |            |                            |        |                           |                              | 53,591.62  |              |
| 1998 | 1228       | EAST PORCH CANOPY          | 7101   | EAST PORCH CANOPY         | JOHN WEINRICH & RICHARD BURT | 745.34     | 09/11/97     |
| 1998 |            |                            | 7101   |                           |                              | -2,869.82  | 04/15/98     |
| 1998 |            |                            | 7101   | EAST PORCH (CANOPY)       | JOHN WEINRICH & RICHARD BURT | 2,124.48   | 09/23/97     |
|      |            |                            | OBJECT |                           |                              | 0.00       |              |
|      |            |                            |        |                           |                              | 0.00       |              |
| 1998 | 2600       | SOUND SYSTEM/HOUSE CHAMBER | 7101   |                           |                              | 4,692.77   | 06/10/98     |
|      |            |                            | OBJECT |                           |                              | 4,692.77   |              |
|      |            |                            |        |                           |                              | 4,692.77   |              |
| 1998 | 2602       | STAIRWELLS                 | 7101   | STAIRWELLS                | JOHN WEINRICH & RICHARD BURT | 960.00     | 05/27/98     |
|      |            |                            | OBJECT |                           |                              | 960.00     |              |
|      |            |                            |        |                           |                              | 960.00     |              |

# STATE HOUSE PRESERVATION AND MAINTENANCE EXPENDITURES BY FY

11/28/2000

| FY   | RPT<br>ORG | REPORT ORG NM              | OBJ    | LINE DESC                  | VENDOR                       | EXPENDED   | ACCEPT<br>DT |
|------|------------|----------------------------|--------|----------------------------|------------------------------|------------|--------------|
| 1998 | 2605       | EAST PORTICO CEILING       | 7101   | PORTICO CEILING/3RD FLOOR  | JOHN WEINRICH & RICHARD BURT | 499.00     | 05/23/98     |
| 1998 |            |                            | 7101   |                            |                              | -499.00    | 06/10/98     |
|      |            |                            | OBJECT |                            |                              | 0.00       |              |
|      |            |                            |        |                            |                              | 0.00       |              |
| 1998 | 3654       | OFFICE REFURB-PROOFREADERS | 4011   | PROOFREADERS RENOVATE      | JOHN WEINRICH & RICHARD BURT | 330.00     | 05/23/98     |
|      |            |                            | OBJECT |                            |                              | 330.00     |              |
|      |            |                            |        |                            |                              | 330.00     |              |
|      |            |                            |        |                            |                              | 924,565.70 |              |
|      |            |                            |        |                            |                              |            |              |
| 1999 | 1200       | RENOVATIONS ADM            | 7101   | STATE HSE RENOVATIONS      | JOHN WEINRICH & RICHARD BURT | 470.00     | 05/20/99     |
| 1999 |            |                            | 7101   | SERVICES 6/1 TO 6/26       | RONALD S HARVEY              | 6,170.47   | 07/06/99     |
| 1999 |            |                            | 7101   | CONSULTING SRVCS 4/12-5-31 | RONALD S HARVEY              | 2,859.54   | 06/14/99     |
| 1999 |            |                            | 7101   | DIORAMAS                   | RONALD S HARVEY              | 10,133.89  | 06/22/99     |
| 1999 |            |                            | 7101   | SUMMER 1999 RENOVATIONS    | JOHN WEINRICH & RICHARD BURT | 6,438.50   | 06/30/99     |
|      |            |                            | OBJECT |                            |                              | 26,072.40  |              |
| 1999 |            |                            | 7240   | ACCT 0023-415-0811         | LUCENT TECHNOLOGIES INC      | 23,460.00  | 06/30/99     |
|      |            |                            | OBJECT |                            |                              | 23,460.00  |              |
| 1999 |            |                            | 7305   | STATE HSE RENOVATIONS 99   | JOHN WEINRICH & RICHARD BURT | 2,497.50   | 05/14/99     |
| 1999 |            |                            | 7305   | INSURANCE                  | JOHN WEINRICH & RICHARD BURT | 65,256.00  | 06/30/99     |
|      |            |                            | OBJECT |                            |                              | 67,753.50  |              |
| 1999 |            |                            | 7601   |                            | JOHN WEINRICH & RICHARD BURT | 450.50     | 12/30/98     |
| 1999 |            |                            | 7601   | SERVICES 4/19 TO 5/1       | STANLEY H FAIRSERVICE JR     | 2,307.00   | 05/07/99     |
| 1999 |            |                            | 7601   | SERVICES 6/14 TO 6/26      | STANLEY H FAIRSERVICE JR     | 2,307.00   | 06/30/99     |
| 1999 |            |                            | 7601   | SERIVCES 5/31 TO 6/12      | STANLEY H FAIRSERVICE JR     | 2,307.00   | 06/14/99     |
| 1999 |            |                            | 7601   | SERVICES 5/17 TO 5/29      | STANLEY H FAIRSERVICE JR     | 2,307.00   | 05/28/99     |
| 1999 |            |                            | 7601   |                            | JOHN WEINRICH & RICHARD BURT | 656.00     | 05/20/99     |
| 1999 |            |                            | 7601   | SERVICES 5/3 TO 5/15       | STANLEY H FAIRSERVICE JR     | 2,307.00   | 05/18/99     |
| 1999 |            |                            | 7601   | STATE HSE RENOVATIONS      | JOHN WEINRICH & RICHARD BURT | 765.00     | 02/24/99     |
|      |            |                            | OBJECT |                            |                              | 13,406.50  |              |
|      |            |                            |        |                            |                              | 130,692.40 |              |

# STATE HOUSE PRESERVATION AND MAINTENANCE EXPENDITURES BY FY

11/28/2000

| FY   | RPT<br>ORG | REPORT ORG NM             | OBJ            | LINE DESC                      | VENDOR                        | EXPENDED                            | ACCEPT<br>DT |
|------|------------|---------------------------|----------------|--------------------------------|-------------------------------|-------------------------------------|--------------|
| 1999 | 1202       | ADA IMPROVEMENTS          | 7101<br>OBJECT | CONTRACT # C-371-008-00        | WEBER ACCESSIBILITY SYS INC   | 223.90<br>223.90                    | 06/14/99     |
| 1999 |            |                           | 7201           | STAIR TRAC & EVACU TRAC        | GARAVENTA USA INC             | 10,240.00                           | 02/19/99     |
| 1999 |            |                           | 7201<br>OBJECT |                                |                               | -10,240.00<br>0.00<br>223.90        | 03/03/99     |
| 1999 | 1203       | ELECTRICAL SYSTEM UPGRADE | 7101<br>OBJECT | ELECTRICAL MAINTENANCE         | GRANGER NORTHERN INC          | 19,879.00<br>19,879.00<br>19,879.00 | 06/14/99     |
| 1999 | 1226       | 4TH FLOOR RENOVATIONS     | 7101           | CONSTRUCTION                   | JOHN WEINRICH & RICHARD BURT  | 2,090.91                            | 07/21/98     |
| 1999 |            |                           | 7101           | PROFESSIONAL SERVICES          | JOHN WEINRICH & RICHARD BURT  | 3,366.55                            | 07/21/98     |
| 1999 |            |                           | 7101<br>OBJECT | SRVS 7/31/CASWL 7/5-8/1/98     | JOHN WEINRICH & RICHARD BURT  | 782.79<br>6,240.25                  | 09/04/98     |
| 1999 |            |                           | 7601           | 4TH FLOOR RENOVATIONS          | LEDGEWOOD INC                 | 24,899.00                           | 03/03/99     |
| 1999 |            |                           | 7601           |                                | JOHN WEINRICH & RICHARD BURT  | 1,530.00                            | 11/09/98     |
| 1999 |            |                           | 7601<br>OBJECT | RENOVATIONS                    | JOHN WEINRICH & RICHARD BURT  | 1,573.00<br>28,002.00<br>34,242.25  | 09/22/98     |
| 1999 | 1227       | PERIMETER DRAINAGE        | 7601<br>OBJECT | RENOVATIONS                    | LEDGEWOOD INC                 | 35,542.00<br>35,542.00<br>35,542.00 | 09/23/98     |
| 1999 | 1240       | RENOVATIONS/1998 INTERIM  | 7601           | MISCELLANEOUSS WORK ST HSE     | GRANGER NORTHERN INC          | 7,564.00                            | 03/12/99     |
| 1999 |            |                           | 7601           | STATE HOUSE PROJECTS           | JOHN WEINRICH & RICHARD BURT  | 2,359.87                            | 05/03/99     |
| 1999 |            |                           | 7601           | REIMB CK ME GOVRNMT FACILITIES | MAINE GOVERNMENTAL FACILITIES | -329,071.95                         | 11/25/98     |
| 1999 |            |                           | 7601           | SUMMER 1998 RENOVATIONS        | GRANGER NORTHERN INC          | 17,080.00                           | 08/21/98     |
| 1999 |            |                           | 7601           | 1998 RENOVATIONS               | GRANGER NORTHERN INC          | 311,991.95                          | 09/17/98     |
| 1999 |            |                           | 7601<br>OBJECT | PLANNING FOR 1999 CONSTRUCT    | GRANGER NORTHERN INC          | 18,321.70<br>28,245.57              | 05/11/99     |

# STATE HOUSE PRESERVATION AND MAINTENANCE EXPENDITURES BY FY

11/28/2000

| FY   | RPT<br>ORG | REPORT ORG NM              | OBJ            | LINE DESC                      | VENDOR                        | EXPENDED                         | ACCEPT<br>DT |
|------|------------|----------------------------|----------------|--------------------------------|-------------------------------|----------------------------------|--------------|
|      |            |                            |                |                                |                               | 28,245.57                        |              |
| 1999 | 2600       | SOUND SYSTEM/HOUSE CHAMBER | 7101<br>OBJECT |                                | JOHN WEINRICH & RICHARD BURT  | 5,500.00<br>5,500.00             | 05/20/99     |
| 1999 |            |                            | 7202<br>OBJECT | SOUND CARDS                    | WORDWRAP SERV CORP            | 4,070.00<br>4,070.00<br>9,570.00 | 10/21/98     |
| 1999 | 2603       | WHEELCHAIR LIFT            | 7101<br>OBJECT |                                | JOHN WEINRICH & RICHARD BURT  | 835.50<br>835.50<br>835.50       | 05/20/99     |
| 1999 | 3603       | MILLWORK/FRONT DESKS-HOUSE | 7101           | MILLWORK/FRONT DESKS           | JOHN WEINRICH & RICHARD BURT  | 3,681.08                         | 07/21/98     |
| 1999 |            |                            | 7101           | MILLWORK/FRONT DESKS           | JOHN WEINRICH & RICHARD BURT  | 7,449.70                         | 07/21/98     |
| 1999 |            |                            | 7101           | REIMB CK ME GOVRNMT FACILITIES | MAINE GOVERNMENTAL FACILITIES | -13,344.83                       | 11/25/98     |
| 1999 |            |                            | 7101<br>OBJECT | MILLWORK/FRNT DSKS-7/31/98     | JOHN WEINRICH & RICHARD BURT  | 2,214.05<br>-0.00                | 09/04/98     |
| 1999 |            |                            | 7201           | ME GOVNT FACILITIES AUTHORITY  | MAINE GOVERNMENTAL FACILITIES | -30,000.00                       | 12/22/98     |
| 1999 |            |                            | 7201<br>OBJECT | ST TIMOTHY CHAIRS              | TRANSCO DIST INC              | 30,000.00<br>0.00                | 10/28/98     |
| 1999 |            |                            | 7601           | WINDOW SHADE HSE CHAMBER       | WOODWARD THOMSEN CO           | 1,266.00                         | 05/18/99     |
| 1999 |            |                            | 7601<br>OBJECT | ACCT 42037192                  | MICRO WAREHOUSE INC           | 636.65<br>1,902.65<br>1,902.65   | 11/09/98     |
| 1999 | 3654       | OFFICE REFURB-PROOFREADERS | 7101           | PROOFREADERS'S RENOVATE        | JOHN WEINRICH & RICHARD BURT  | 860.00                           | 07/21/98     |
| 1999 |            |                            | 7101<br>OBJECT | PRF READRS/BARTLET THR 7/31    | JOHN WEINRICH & RICHARD BURT  | 120.00<br>980.00<br>980.00       | 09/04/98     |
| FY   |            |                            |                |                                |                               | 262,113.27                       |              |

# STATE HOUSE PRESERVATION AND MAINTENANCE EXPENDITURES BY FY

11/28/2000

| FY   | RPT<br>ORG | REPORT ORG NM   | OBJ    | LINE DESC                   | VENDOR                         | EXPENDED  | ACCEPT<br>DT |
|------|------------|-----------------|--------|-----------------------------|--------------------------------|-----------|--------------|
| 2000 | 1200       | RENOVATIONS ADM | 4006   | REPORT ORG CHANGED TUCKER   |                                | 12,427.55 | 08/13/99     |
| 2000 |            |                 | 4006   | DIORAMA                     | RONALD S HARVEY                | 13,499.38 | 09/03/99     |
| 2000 |            |                 | 4006   | CRATING DIORAMAS            | RONALD S HARVEY                | 579.56    | 08/27/99     |
| 2000 |            |                 | 4006   | DIORAMA 7/20 TO 7/30        | RONALD S HARVEY                | 5,266.56  | 08/16/99     |
| 2000 |            |                 | 4006   | DIORAMA 6/10 TO 7/26        | RONALD S HARVEY                | 8,127.22  | 08/16/99     |
| 2000 |            |                 | 4006   | CRATING DIORAMAS            | RONALD S HARVEY                | 2,077.28  | 09/03/99     |
| 2000 |            |                 | 4006   | DIORAMA                     | JOHN WEINRICH & RICHARD BURT   | 5,296.50  | 10/20/99     |
| 2000 |            |                 | 4006   | DIORAMA                     | RONALD S HARVEY                | 1,649.86  | 09/28/99     |
|      |            |                 | OBJECT |                             |                                | 48,923.91 |              |
| 2000 |            |                 | 4011   | SERVICES 6/28 TO 7/10       | STANLEY H FAIRSERVICE JR       | 2,307.00  | 07/13/99     |
| 2000 |            |                 | 4011   | SERVICES 7/26 TO 8/7        | STANLEY H FAIRSERVICE JR       | 2,307.00  | 08/06/99     |
| 2000 |            |                 | 4011   | CONNECTOR                   | JOHN WEINRICH & RICHARD BURT   | 12,835.98 | 03/10/2000   |
| 2000 |            |                 | 4011   | PRESERVATION MAINTENANCE    | JOHN WEINRICH & RICHARD BURT   | 2,907.33  | 10/30/99     |
| 2000 |            |                 | 4011   | PRESERVATION & MAINTENANCE  | JOHN WEINRICH & RICHARD BURT   | 5,481.00  | 10/20/99     |
| 2000 |            |                 | 4011   | SERVICES 7/12 TO 7/24       | STANLEY H FAIRSERVICE JR       | 2,307.00  | 07/26/99     |
|      |            |                 | OBJECT |                             |                                | 28,145.31 |              |
| 2000 |            |                 | 4015   | REMOVE DIORAMAS 8/30/99     | COTE CORP                      | 3,460.00  | 09/13/99     |
| 2000 |            |                 | 4015   | REUPHOLSTERY SENATE CHAMBER | CENTER SHOP INC                | 6,000.00  | 12/28/99     |
| 2000 |            |                 | 4015   | WORK ORDER # 2C986          | CREATIVE OFFICE INTERIORS INC  | 480.00    | 04/26/2000   |
| 2000 |            |                 | 4015   | WORK ORDER # 2C980          | CREATIVE OFFICE INTERIORS INC  | 1,220.00  | 04/26/2000   |
|      |            |                 | OBJECT |                             |                                | 11,160.00 |              |
| 2000 |            |                 | 4073   | SERVICES 6/28 TO 7/2        | RONALD S HARVEY                | 3,112.20  | 07/13/99     |
|      |            |                 | OBJECT |                             |                                | 3,112.20  |              |
| 2000 |            |                 | 4099   | BALANCE COAT RACKS/SENATE   | TAVARES CUSTOM WOODWORKING INC | 875.00    | 02/18/2000   |
| 2000 |            |                 | 4099   | 50% DEPOSIT ME SENATE       | TAVARES CUSTOM WOODWORKING INC | 725.00    | 01/20/2000   |
|      |            |                 | OBJECT |                             |                                | 1,600.00  |              |
| 2000 |            |                 | 4751   | FINAL PAYMENT/SENATE        | CENTER SHOP INC                | 22,247.15 | 04/27/2000   |
| 2000 |            |                 | 4751   | PARTIAL PAYMENT SENATE      | CENTER SHOP INC                | 6,000.00  | 02/04/2000   |
|      |            |                 | OBJECT |                             |                                | 28,247.15 |              |
| 2000 |            |                 | 5064   | ACCT 100176/BRANCHICK       | SENATOR CORP                   | 456.00    | 07/13/99     |
|      |            |                 | OBJECT |                             |                                | 456.00    |              |

# STATE HOUSE PRESERVATION AND MAINTENANCE EXPENDITURES BY FY

11/28/2000

| FY   | RPT<br>ORG | REPORT ORG NM         | OBJ            | LINE DESC               | VENDOR                        | EXPENDED                         | ACCEPT<br>DT |
|------|------------|-----------------------|----------------|-------------------------|-------------------------------|----------------------------------|--------------|
| 2000 | 1200       | RENOVATIONS ADM       | 5636<br>OBJECT | CUST # TUB01            | CREATIVE OFFICE INTERIORS INC | 517.00<br>517.00                 | 02/11/2000   |
| 2000 |            |                       | 5650<br>OBJECT | CUST # 1709             | MOODY & CO                    | 3,100.00<br>3,100.00             | 01/20/2000   |
| 2000 |            |                       | 7601           | SERVICES 8/9 TO 8/21    | STANLEY H FAIRSERVICE JR      | 2,307.00                         | 08/24/99     |
| 2000 |            |                       | 7601           | SERVICES F8/23 TO 9/4   | STANLEY H FAIRSERVICE JR      | 2,307.00                         | 09/07/99     |
| 2000 |            |                       | 7601           | SERVICES 9/6/99-9/18/99 | STANLEY H FAIRSERVICE JR      | 2,307.00                         | 09/20/99     |
| 2000 |            |                       | 7601           | SERVICES 10/18 TO 10/30 | STANLEY H FAIRSERVICE JR      | 2,307.00                         | 11/03/99     |
| 2000 |            |                       | 7601           | SERVICES 11/15 TO 11/27 | STANLEY H FAIRSERVICE JR      | 2,307.00                         | 12/01/99     |
| 2000 |            |                       | 7601           |                         |                               | 4,624.00                         | 03/24/2000   |
| 2000 |            |                       | 7601           | SERVICES 11/1 TO 11/13  | STANLEY H FAIRSERVICE JR      | 2,307.00                         | 11/17/99     |
| 2000 |            |                       | 7601           | SERVICES 4/3 TO 4/15    | STANLEY H FAIRSERVICE JR      | 2,885.00                         | 04/18/2000   |
| 2000 |            |                       | 7601           | SERVICES 2/7 TO 2/19    | STANLEY H FAIRSERVICE JR      | 2,307.00                         | 02/22/2000   |
| 2000 |            |                       | 7601           | SERVICES 11/29 TO 12/11 | STANLEY H FAIRSERVICE JR      | 2,307.00                         | 12/14/99     |
| 2000 |            |                       | 7601           | SERIVCES 4/17 TO 4/29   | STANLEY H FAIRSERVICE JR      | 2,885.00                         | 05/01/2000   |
| 2000 |            |                       | 7601           | SERVICES 3/6 TO 3/18    | STANLEY H FAIRSERVICE JR      | 2,885.00                         | 03/24/2000   |
| 2000 |            |                       | 7601           | SERVICES 2/21 TO 3/4    | STANLEY H FAIRSERVICE JR      | 2,885.00                         | 03/10/2000   |
| 2000 |            |                       | 7601           | SERVICES 12/27 TO 1/8   | STANLEY H FAIRSERVICE JR      | 2,307.00                         | 01/12/2000   |
| 2000 |            |                       | 7601           | SERVICES 3/20 TO 4/1    | STANLEY H FAIRSERVICE JR      | 2,885.00                         | 04/05/2000   |
| 2000 |            |                       | 7601           |                         |                               | 4,614.00                         | 11/02/99     |
| 2000 |            |                       | 7601           | SERVICES 5/29 TO 6/10   | STANLEY H FAIRSERVICE JR      | 2,885.00                         | 06/12/2000   |
| 2000 |            |                       | 7601           | SERVICES 1/24 TO 2/5    | STANLEY H FAIRSERVICE JR      | 2,307.00                         | 02/07/2000   |
| 2000 |            |                       | 7601           | SERVICES 1/10 TO 1/22   | STANLEY H FAIRSERVICE JR      | 2,307.00                         | 01/24/2000   |
| 2000 |            |                       | 7601           | SERVICES 12/13 TO 12/25 | STANLEY H FAIRSERVICE JR      | 2,307.00                         | 01/04/2000   |
| 2000 |            |                       | 7601           | SERVICES 6/12 TO 6/24   | STANLEY H FAIRSERVICE JR      | 2,885.00                         | 06/26/2000   |
|      |            |                       | OBJECT         |                         |                               | 57,117.00<br>182,378.57          |              |
| 2000 | 1202       | ADA IMPROVEMENTS      | 5636<br>OBJECT | SIGNAGE/SOUTH WING      | WELCH STENCIL CO              | 3,620.00<br>3,620.00<br>3,620.00 | 04/27/2000   |
| 2000 | 1226       | 4TH FLOOR RENOVATIONS | 7101<br>OBJECT | BALANCE & RETAINAGE     | LEDGEWOOD INC                 | 21,303.00<br>21,303.00           | 03/16/2000   |

# STATE HOUSE PRESERVATION AND MAINTENANCE EXPENDITURES BY FY

11/28/2000

| FY   | RPT<br>ORG | REPORT ORG NM            | OBJ    | LINE DESC                   | VENDOR                        | EXPENDED   | ACCEPT<br>DT |
|------|------------|--------------------------|--------|-----------------------------|-------------------------------|------------|--------------|
| 2000 | 1226       | 4TH FLOOR RENOVATIONS    | 7301   | RENOVATIONS                 | LEDGEWOOD INC                 | 19,633.00  | 12/11/99     |
| 2000 |            |                          | 7301   | CONTRACT 4TH FLOOR STATEHSE | LEDGEWOOD INC                 | 34,466.00  | 12/28/99     |
|      |            |                          | OBJECT |                             |                               | 54,099.00  |              |
| 2000 |            |                          | 7601   | CAPITAL PARK PATHWAYS       | LEDGEWOOD INC                 | 19,633.00  | 10/20/99     |
|      |            |                          | OBJECT |                             |                               | 19,633.00  |              |
|      |            |                          |        |                             |                               | 95,035.00  |              |
| 2000 | 1240       | RENOVATIONS/1998 INTERIM | 4011   | STATE HSE RENOVATION        | JOHN WEINRICH & RICHARD BURT  | 47,298.93  | 03/10/2000   |
|      |            |                          | OBJECT |                             |                               | 47,298.93  |              |
|      |            |                          |        |                             |                               | 47,298.93  |              |
| 2000 | 2601       | MILLWORK/FRONT DESKS     | 7101   | CONSTRUCTION                | GRANGER NORTHERN INC          | 220,739.00 | 01/21/2000   |
|      |            |                          | OBJECT |                             |                               | 220,739.00 |              |
|      |            |                          |        |                             |                               | 220,739.00 |              |
| 2000 | 2603       | WHEELCHAIR LIFT          | 7101   | REQUISITION # 10            | ESB INC                       | 200,064.90 | 04/27/2000   |
| 2000 |            |                          | 7101   | SECURITY SYSTEM             | PLEASANT HARDWARE CO OF N.C.  | 48,000.00  | 04/27/2000   |
|      |            |                          | OBJECT |                             |                               | 248,064.90 |              |
|      |            |                          |        |                             |                               | 248,064.90 |              |
| 2000 | 2604       | OFFICE REFURBISHING      | 4016   | FURNITURE PLANS             | LISA WHITED PLANNING & DESIGN | 9,075.30   | 10/20/99     |
| 2000 |            |                          | 4016   | 3RD & 4TH FLOORS/SENATE     | LISA WHITED PLANNING & DESIGN | 12,060.56  | 03/16/2000   |
| 2000 |            |                          | 4016   | SERVICES                    | LISA WHITED PLANNING & DESIGN | 5,185.40   | 01/21/2000   |
| 2000 |            |                          | 4016   | 4TH FLOOR RENOVATIONS       | LISA WHITED PLANNING & DESIGN | 10,026.00  | 12/11/99     |
|      |            |                          | OBJECT |                             |                               | 36,347.26  |              |
| 2000 |            |                          | 4099   | RETAINER CONTRACT 8/18/99   | LISA WHITED PLANNING & DESIGN | 5,740.00   | 08/19/99     |
| 2000 |            |                          | 4099   | CUST # TUB01/INFO SERVICES  | CREATIVE OFFICE INTERIORS INC | 14,472.85  | 03/02/2000   |
|      |            |                          | OBJECT |                             |                               | 20,212.85  |              |
| 2000 |            |                          | 5636   | CUST # TUB01                | CREATIVE OFFICE INTERIORS INC | 296.43     | 03/14/2000   |
| 2000 |            |                          | 5636   | SHEERS & RODS               | CURTAIN SHOPS OF ME INC       | 431.40     | 04/18/2000   |

# STATE HOUSE PRESERVATION AND MAINTENANCE

## EXPENDITURES BY FY

11/28/2000

| FY   | RPT<br>ORG | REPORT ORG NM       | OBJ    | LINE DESC                  | VENDOR                        | EXPENDED   | ACCEPT<br>DT |
|------|------------|---------------------|--------|----------------------------|-------------------------------|------------|--------------|
| 2000 | 2604       | OFFICE REFURBISHING | 5636   | CUST # TUB01               | CREATIVE OFFICE INTERIORS INC | 45.00      | 04/18/2000   |
| 2000 |            |                     | 5636   | CUST # TUB01               | CREATIVE OFFICE INTERIORS INC | 103.64     | 06/08/2000   |
| 2000 |            |                     | 5636   | CUST # TUB01               | CREATIVE OFFICE INTERIORS INC | 305.60     | 06/08/2000   |
| 2000 |            |                     | 5636   | CUST # TUB01               | CREATIVE OFFICE INTERIORS INC | 185.00     | 04/18/2000   |
| 2000 |            |                     | 5636   | MECHO SHADES ST HSE RENO   | CURTAIN SHOPS OF ME INC       | 8,987.00   | 04/18/2000   |
|      |            |                     | OBJECT |                            |                               | 10,354.07  |              |
|      |            |                     |        |                            |                               |            |              |
| 2000 |            |                     | 5650   | CUST # 1709                | MOODY & CO                    | 7,648.00   | 02/16/2000   |
| 2000 |            |                     | 5650   | CUST # TUB01/CAUCUS ROOMS  | CREATIVE OFFICE INTERIORS INC | 10,912.88  | 03/29/2000   |
| 2000 |            |                     | 5650   | CUST # TUB01/              | CREATIVE OFFICE INTERIORS INC | 44,250.00  | 03/29/2000   |
| 2000 |            |                     | 5650   | CUST # TUB01               | CREATIVE OFFICE INTERIORS INC | 7,966.77   | 03/29/2000   |
| 2000 |            |                     | 5650   | CUST # TUB01               | CREATIVE OFFICE INTERIORS INC | 653.25     | 03/15/2000   |
| 2000 |            |                     | 5650   | CUST # TUB01/WO# 2V752     | CREATIVE OFFICE INTERIORS INC | 4,311.76   | 03/16/2000   |
| 2000 |            |                     | 5650   | CUST # TUB01/WO# 2T806     | CREATIVE OFFICE INTERIORS INC | 3,149.97   | 03/16/2000   |
| 2000 |            |                     | 5650   | CUST # TUB01/WO # 2T458    | CREATIVE OFFICE INTERIORS INC | 10,700.00  | 03/16/2000   |
| 2000 |            |                     | 5650   | CUST # TUB01/WO# 2X754     | CREATIVE OFFICE INTERIORS INC | 3,625.68   | 03/16/2000   |
| 2000 |            |                     | 5650   | CUST # TUB01               | CREATIVE OFFICE INTERIORS INC | 829.17     | 06/08/2000   |
| 2000 |            |                     | 5650   | CUST # TUB01/SENATE        | CREATIVE OFFICE INTERIORS INC | 4,523.40   | 06/09/2000   |
| 2000 |            |                     | 5650   | CUST # 1709                | MOODY & CO                    | 5,019.00   | 04/18/2000   |
| 2000 |            |                     | 5650   | CUST # TUB01/TEMP TRAILORS | CREATIVE OFFICE INTERIORS INC | 1,647.40   | 03/29/2000   |
| 2000 |            |                     | 5650   | CUST # TUB01/FISCAL & PROG | CREATIVE OFFICE INTERIORS INC | 28,485.70  | 03/29/2000   |
| 2000 |            |                     | 5650   | CUST # TUB01               | CREATIVE OFFICE INTERIORS INC | 2,157.92   | 03/14/2000   |
| 2000 |            |                     | 5650   | LA-Z-BOY RECLINERS/SENATE  | LABOSCAM INC                  | 2,997.00   | 03/24/2000   |
|      |            |                     | OBJECT |                            |                               | 138,877.90 |              |
|      |            |                     |        |                            |                               |            |              |
| 2000 |            |                     | 7101   | CUST # TUB01               | CREATIVE OFFICE INTERIORS INC | 2,099.50   | 04/10/2000   |
| 2000 |            |                     | 7101   | CUST # TUB01               | CREATIVE OFFICE INTERIORS INC | 12,187.61  | 04/10/2000   |
| 2000 |            |                     | 7101   | CUST # TUB01               | CREATIVE OFFICE INTERIORS INC | 2,996.77   | 04/13/2000   |
| 2000 |            |                     | 7101   | CUST # TUB01               | CREATIVE OFFICE INTERIORS INC | 3,620.00   | 04/13/2000   |
| 2000 |            |                     | 7101   | SHADES FOR FIRST FLOOR     | CURTAIN SHOPS OF ME INC       | 8,065.00   | 05/09/2000   |
| 2000 |            |                     | 7101   | CUST # TUB01/WO# 2T584     | CREATIVE OFFICE INTERIORS INC | 110,023.32 | 03/16/2000   |
| 2000 |            |                     | 7101   | CUST # TUB01/WO # 2T583    | CREATIVE OFFICE INTERIORS INC | 77,253.24  | 03/16/2000   |
| 2000 |            |                     | 7101   | CUST # TUB01/SENATE        | CREATIVE OFFICE INTERIORS INC | 59,562.00  | 06/09/2000   |
| 2000 |            |                     | 7101   | CUST # TUB01               | CREATIVE OFFICE INTERIORS INC | 5,663.37   | 05/01/2000   |
| 2000 |            |                     | 7101   | CUST # TUB01               | CREATIVE OFFICE INTERIORS INC | 1,321.20   | 04/27/2000   |
| 2000 |            |                     | 7101   | CUST # TUB01               | CREATIVE OFFICE INTERIORS INC | 78,295.40  | 04/27/2000   |
| 2000 |            |                     | 7101   | CUST # TUB01               | CREATIVE OFFICE INTERIORS INC | 2,364.39   | 04/27/2000   |
| 2000 |            |                     | 7101   | CUST # TUB01               | CREATIVE OFFICE INTERIORS INC | 1,512.00   | 04/13/2000   |
| 2000 |            |                     | 7101   | CUST # TUB01               | CREATIVE OFFICE INTERIORS INC | 12,324.20  | 04/13/2000   |
| 2000 |            |                     | 7101   | CUST # TUB01               | CREATIVE OFFICE INTERIORS INC | 338.31     | 04/10/2000   |
| 2000 |            |                     | 7101   | CUST # TUB01               | CREATIVE OFFICE INTERIORS INC | 14,664.02  | 04/10/2000   |



# STATE HOUSE PRESERVATION AND MAINTENANCE EXPENDITURES BY FY

11/28/2000

| FY   | RPT<br>ORG | REPORT ORG NM        | OBJ    | LINE DESC                  | VENDOR                        | EXPENDED   | ACCEPT<br>DT |
|------|------------|----------------------|--------|----------------------------|-------------------------------|------------|--------------|
| 2000 | 2604       | OFFICE REFURBISHING  | 7101   | CUST # TUB01               | CREATIVE OFFICE INTERIORS INC | 7,051.46   | 04/10/2000   |
| 2000 |            |                      | 7101   | CUST # TUB01               | CREATIVE OFFICE INTERIORS INC | 7,051.46   | 04/10/2000   |
|      |            |                      | OBJECT |                            |                               | 406,393.25 |              |
| 2000 |            |                      | 7201   | WINDOW FRAMES/SENATE       | WOODWARD THOMSEN CO           | 6,000.00   | 03/16/2000   |
|      |            |                      | OBJECT |                            |                               | 6,000.00   |              |
| 2000 |            |                      | 7601   | CUST # TUB01               | CREATIVE OFFICE INTERIORS INC | 464.08     | 03/29/2000   |
|      |            |                      | OBJECT |                            |                               | 464.08     |              |
|      |            |                      |        |                            |                               | 618,649.41 |              |
| 2000 | 2605       | EAST PORTICO CEILING | 5650   | CUST # TUB01               | CREATIVE OFFICE INTERIORS INC | 2,370.58   | 03/29/2000   |
|      |            |                      | OBJECT |                            |                               | 2,370.58   |              |
|      |            |                      |        |                            |                               | 2,370.58   |              |
| 2000 | 2609       | SOB RENOVATION       | 4011   | STATE HSE RENOVATIONS      | JOHN WEINRICH & RICHARD BURT  | 4,090.00   | 04/18/2000   |
|      |            |                      | OBJECT |                            |                               | 4,090.00   |              |
| 2000 |            |                      | 4099   | CUST # TUB01               | CREATIVE OFFICE INTERIORS INC | 405.00     | 02/11/2000   |
|      |            |                      | OBJECT |                            |                               | 405.00     |              |
|      |            |                      |        |                            |                               | 4,495.00   |              |
| 2000 | 2610       | DIORAMA              | 4606   | EC-2025                    | E COAST MOVING & STORAGE INC  | 7,250.00   | 02/24/2000   |
|      |            |                      | OBJECT |                            |                               | 7,250.00   |              |
| 2000 |            |                      | 5621   | CUST # 09096474            | HARCROS CHEMICALS INC         | 435.29     | 02/28/2000   |
|      |            |                      | OBJECT |                            |                               | 435.29     |              |
| 2000 |            |                      | 7101   | CONSULTATION 10/99 TO 4/00 | RONALD S HARVEY               | 1,210.00   | 04/18/2000   |
|      |            |                      | OBJECT |                            |                               | 1,210.00   |              |
|      |            |                      |        |                            |                               | 8,895.29   |              |
| 2000 | 2611       | SOB/OPLA             | 4011   | STATE HSE RENOVATIONS      | JOHN WEINRICH & RICHARD BURT  | 168.00     | 04/18/2000   |

# STATE HOUSE PRESERVATION AND MAINTENANCE EXPENDITURES BY FY

11/28/2000

| FY   | RPT<br>ORG | REPORT ORG NM              | OBJ    | LINE DESC                   | VENDOR              | EXPENDED     | ACCEPT<br>DT |
|------|------------|----------------------------|--------|-----------------------------|---------------------|--------------|--------------|
|      |            |                            | OBJECT |                             |                     | 168.00       |              |
|      |            |                            |        |                             |                     | 168.00       |              |
| 2000 | 2612       | FLAGS                      | 4751   | CERT # BONNJ4141/KELLB3381  | HARMON GLASS        | 1,750.00     | 04/28/2000   |
|      |            |                            | OBJECT |                             |                     | 1,750.00     |              |
| 2000 |            |                            | 7101   | FLAGS                       | RONALD S HARVEY     | 510.00       | 04/28/2000   |
|      |            |                            | OBJECT |                             |                     | 510.00       |              |
|      |            |                            |        |                             |                     | 2,260.00     |              |
| 2000 | 3603       | MILLWORK/FRONT DESKS-HOUSE | 7201   | CUSTOM WINDOW FRAME/HSE REP | WOODWARD THOMSEN CO | 11,564.00    | 12/01/99     |
| 2000 |            |                            | 7201   | CUSTOM FRAMES/SENATE        | WOODWARD THOMSEN CO | 6,600.00     | 02/11/2000   |
|      |            |                            | OBJECT |                             |                     | 18,164.00    |              |
|      |            |                            |        |                             |                     | 18,164.00    |              |
| FY   |            |                            |        |                             |                     | 1,452,138.68 |              |

# MAINE LEGISLATURE

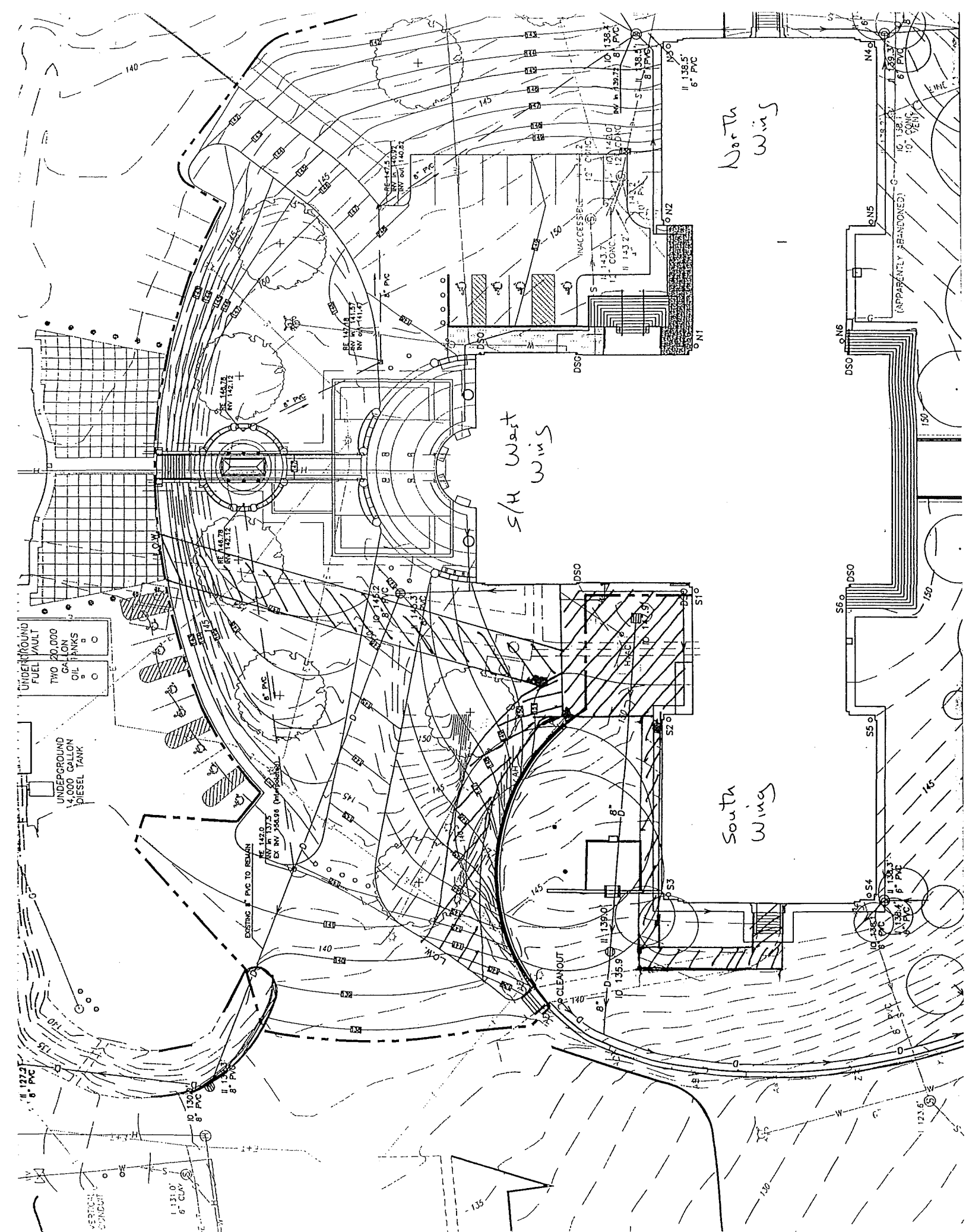
## PART II REQUESTS

FISCAL YEARS 2002/2003

| Priority                                   | Request                                                      | FY2002  |           |         |           | FY2003  |         |     |         | DESCRIPTION                                                                                                                                  |
|--------------------------------------------|--------------------------------------------------------------|---------|-----------|---------|-----------|---------|---------|-----|---------|----------------------------------------------------------------------------------------------------------------------------------------------|
|                                            |                                                              | PS      | AO        | Cap     | Total     | PS      | AO      | Cap | Total   |                                                                                                                                              |
| OFFICE OF LEGISLATIVE INFORMATION SERVICES |                                                              |         |           |         |           |         |         |     |         |                                                                                                                                              |
| 1                                          | Information Office - Reception Positions (3)                 | 113,736 | 13,500    |         | 127,236   | 122,589 | 4,500   |     | 127,089 | Support for the reception/information functions in the state office bldg and west wing statehouse                                            |
| 2                                          | Desktop Administrator                                        | 55,900  | 4,500     |         | 60,400    | 59,965  | 1,500   |     | 61,465  | Replace existing contractor with staff position                                                                                              |
| 3                                          | Network Administrator                                        | 61,473  | 4,500     |         | 65,973    | 65,909  | 1,500   |     | 67,409  | For expanded local area network                                                                                                              |
|                                            | Section Total                                                | 231,109 | 22,500    | 0       | 253,609   | 248,463 | 7,500   | 0   | 255,963 |                                                                                                                                              |
| 1                                          | Complete phase I, Migration Project                          |         | 300,000   |         | 300,000   |         |         |     |         | Completes the migration of bill drafting                                                                                                     |
| 2                                          | Phase II Migration Project                                   |         | 1,500,000 | 100,000 | 1,600,000 |         | 500,000 |     | 500,000 | Provides faster document throughput, improved status & tracking functions, automates committee activities, better availability to the public |
| 3                                          | Additional Data File/Tape Backup/Recovery Capacity           |         | 10,000    | 40,000  | 50,000    |         |         |     |         | To accommodate growth of network, new client/server on line storage and need for more reliable backup                                        |
| 4                                          | Operating System Software Upgrades                           |         | 25,000    |         | 25,000    |         | 30,000  |     | 30,000  | Support for current operating systems being dropped in favor of updated and or new systems                                                   |
| 5                                          | Network Management Tools Software                            |         | 25,000    |         | 25,000    |         |         |     |         | Better utilization of existing network bandwidth and automate problem detection & notification, maintenance of log of events                 |
| 6                                          | Database Software Upgrades                                   |         |           |         |           |         | 30,000  |     | 30,000  | Support for current database software being dropped.                                                                                         |
| 7                                          | Establish Direct Legislative Access to Internet              |         | 67,000    | 33,000  | 100,000   |         | 36,000  |     | 36,000  | Service Improvement, cost reduction in current usage                                                                                         |
| 8                                          | Legislator/Staff Remote Access to Network(needs priority #7) |         | 75,000    |         | 75,000    |         | 20,000  |     | 20,000  | Provides direct log on from home, office, etc. over the network                                                                              |
| 9                                          | Tape Recording Equipment                                     |         | 5,000     |         | 5,000     |         |         |     |         | Replace current equipment barely functional, needs to be portable and plug into new sound system                                             |
| 10                                         | Convert Historical Data and On-line Data Storage             |         | 55,000    | 15,000  | 70,000    |         |         |     |         | Make data from 111th forward available in near real time or real time                                                                        |
| 11                                         | Maintenance Contract on Network Switch Gear                  |         | 12,000    |         | 12,000    |         | 12,300  |     | 12,300  | 24x7 coverage plus software upgrades                                                                                                         |
| 12                                         | Security System Maintenance                                  |         | 5,000     |         | 5,000     |         | 5,000   |     | 5,000   | Keep security system functional                                                                                                              |
| 13                                         | E-mail Software Upgrade                                      |         |           |         |           |         | 25,000  |     | 25,000  | Support Remote Access, keep software current                                                                                                 |
| 14                                         | HR/Time Accounting Package                                   |         | 100,000   |         | 100,000   |         | 5,000   |     | 5,000   | Provide secure HR Database, replace many standalone systems                                                                                  |
| 15                                         | Helpdesk Software Replacement Package                        |         | 25,000    |         | 25,000    |         | 1,000   |     | 1,000   | Current package obsolete, does not meet needs                                                                                                |

Attachment 2

|                                                |                                                                |         |           |         |           |         |         |   |           |                                                                                                                                              |
|------------------------------------------------|----------------------------------------------------------------|---------|-----------|---------|-----------|---------|---------|---|-----------|----------------------------------------------------------------------------------------------------------------------------------------------|
| 16                                             | Chamber and Committee Sound Broadcast to the Internet (pilot)  |         | 50,000    |         | 50,000    |         | 50,000  |   | 50,000    | Enable the Legislature to broadcast over the Internet (pilot project)                                                                        |
| 17                                             | WEB Page Services (InforMe)                                    |         | 25,000    |         | 25,000    |         | 25,625  |   | 25,625    | Assist Offices without web pages                                                                                                             |
| 18                                             | LCD Projector and Screen                                       |         |           | 5,500   | 5,500     |         |         |   |           | for computer based presentation protection                                                                                                   |
| 19                                             | Omni Builder Software                                          |         | 100,000   |         | 100,000   |         | 5,000   |   | 5,000     | Allow OIS staff to modify bill drafting application software and to develop new applications without the need to contract for these services |
|                                                | <b>Section Subtotal</b>                                        | 0       | 2,379,000 | 193,500 | 2,572,500 | 0       | 744,925 | 0 | 744,925   |                                                                                                                                              |
|                                                | <b>TOTAL OFFICE OF LEGISLATIVE INFORMATION SERVICES</b>        | 231,109 | 2,401,500 | 193,500 | 2,826,109 | 248,463 | 752,425 | 0 | 1,000,888 |                                                                                                                                              |
| <b>SENATE</b>                                  |                                                                |         |           |         |           |         |         |   |           |                                                                                                                                              |
|                                                | Legislative Aide (3) (fulltime)                                | 174,814 | 13,500    |         | 188,314   | 187,248 | 4,500   |   | 191,748   |                                                                                                                                              |
|                                                | Executive Secretary (fulltime)                                 | 42,480  | 4,500     |         | 46,980    | 45,716  | 1,500   |   | 47,216    |                                                                                                                                              |
|                                                | Executive Secretary (session to fulltime)                      | 13,080  |           |         | 13,080    | 11,129  |         |   | 11,129    |                                                                                                                                              |
|                                                | <b>TOTAL SENATE</b>                                            | 230,374 | 18,000    | 0       | 248,374   | 244,093 | 6,000   | 0 | 250,093   |                                                                                                                                              |
| <b>MISCELLANEOUS STUDIES</b>                   |                                                                |         |           |         |           |         |         |   |           |                                                                                                                                              |
|                                                | New Method of Funding                                          | 37,000  | 105,000   |         | 142,000   | 37,000  | 105,000 |   | 142,000   | To budget for legislative studies in accordance with the Joint Rules                                                                         |
|                                                | <b>TOTAL REQUEST - LEGISLATURE (10/02/00)</b>                  | 498,483 | 2,524,500 | 193,500 | 3,216,483 | 529,556 | 863,425 | 0 | 1,392,981 |                                                                                                                                              |
| <b>LAW &amp; LEGISLATIVE REFERENCE LIBRARY</b> |                                                                |         |           |         |           |         |         |   |           |                                                                                                                                              |
|                                                | Image Newspaper Clippings Collection                           |         | 10,000    |         | 10,000    |         |         |   |           | To enable users better access                                                                                                                |
|                                                | Shelving in Library Storage Facility                           |         | 70,000    |         | 70,000    |         |         |   |           | Ability to retain and make available older resources which have not been converted to another format. Increased storage capacity.            |
|                                                | Relocation Expenses                                            |         | 217,775   |         | 217,775   |         |         |   |           | Relocation Expenses due to renovations                                                                                                       |
|                                                | <b>TOTAL REQUEST - LAW &amp; LEGISLATIVE REFERENCE LIBRARY</b> | 297,775 |           |         | 297,775   |         |         |   |           |                                                                                                                                              |
| G:\COUNCIL\BUDGET\BUDGET\10-00.xls             |                                                                |         |           |         |           |         |         |   |           |                                                                                                                                              |
| 10/24/00                                       |                                                                |         |           |         |           |         |         |   |           |                                                                                                                                              |
| Office of the Executive Director               |                                                                |         |           |         |           |         |         |   |           |                                                                                                                                              |



*Jim Clair*

## State of Maine Move Schedule by the Banker Management Group

O.F.P.R.

| Agency                     | # Emp. | Move From               | Move to     | Day       | Move Start Date |
|----------------------------|--------|-------------------------|-------------|-----------|-----------------|
| Cafeteria                  |        | NEW                     | SOB 1       |           | 12/01/00        |
| Delta Control              | 3      | Trailer                 | SOB 1       | Friday    | 12/01/00        |
| Mailroom                   |        | NEW                     | SOB 1       | Friday    | 12/01/00        |
| Housekeeping               | 10     | Education Building      | SOB 1       | Monday    | 12/04/00        |
| Capitol Security           | 16     | Nash School             | SOB 1       | Friday    | 12/15/00        |
| Property Management        | 4      | Nash School/15 Columb   | SOB 1       | Friday    | 12/15/00        |
| Nurse                      | 1      | 221 Capitol             | SOB 1       | Friday    | 12/15/00        |
| → OPLA                     | 20     | Statehouse & Mem circ   | SOB 2       | Saturday  | 12/16/00        |
| → Press                    | 17     | Trailer-Statehouse      | SOB 1       | Saturday  | 12/16/00        |
| → Legis-offices & Hear rms |        | Various locations       | SOB 2       | Wed       | 12/20/00        |
| → Legis-chairs/clerks      | 24     | Statehouse              | SOB 2       | Wed-Fri   | 12/20/00        |
| Governor & staff           | 23     | Blaine/Staff/McLean     | Statehouse  | Wed-Thurs | 12/27/00        |
| Education                  | 180    | Education Building      | SOB 5       | Thurs-Mon | 12/28/00        |
| Education                  |        | 24 Stone Street         | SOB 5       | Saturday  | 01/06/01        |
| Secretary of State         | 45     | Togus - 1st floor       | SOB 4       | Saturday  | 04/14/01        |
| BHR Training room          |        | Armory                  | Nash School | Tuesday   | 04/18/01        |
| BHR                        | 36     | 161 Capitol Street      | SOB 4       | Saturday  | 04/21/01        |
| BOER                       | 7      | 161 Capitol Street      | Unknown     | Saturday  | 04/21/01        |
| Purchases                  | 18     | 161 Capitol Street      | SOB 4       | Saturday  | 04/21/01        |
| BGS                        | 19     | 77 Sewell & Muskie      | SOB 4       | Saturday  | 04/28/01        |
| DAFS Commissioner          | 6      | Muskie                  | SOB 3       | Friday    | 05/04/01        |
| Budget                     | 14     | Muskie                  | SOB 3       | Friday    | 05/04/01        |
| MRS Satelite workstations  | 3      | Muskie                  | SOB 3       | Friday    | 05/04/01        |
| DAFS Fin. & Pers.          | 35     | Tyson - 2nd floor       | SOB 3       | Saturday  | 05/05/01        |
| Risk Management            | 5      | 323 State Street        | SOB 3       | Tuesday   | 05/08/01        |
| DAFS Acct. & Control       | 34     | Tyson - 1st & 2nd floor | SOB 4       | Saturday  | 05/12/01        |
| Treasury                   | 19     | Tyson - 1st floor       | SOB 3       | Saturday  | 05/12/01        |
| Attorney General           | 150    | Key Tower, Water Stree  | SOB 6 & 7   | Fri - Sun | 05/18/01        |
| Attorney General           |        | " " " "                 | SOB 6 & 7   | Fri - Mon | 05/25/01        |
| DECD                       | 48     | 33 Stone Street         | SOB 3       | Saturday  | 06/02/01        |
| ? Law Library              |        | Statehouse              | 161 Capitol | Saturday  | 06/30/01        |

2000 NOV 28 PM 12:37

*Attachment D*

**State of Maine-Move Coordination**  
by The Banker Management Group

# November 2000

| Sunday | Monday                | Tuesday                  | Wednesday              | Thursday                                       | Friday | Saturday |
|--------|-----------------------|--------------------------|------------------------|------------------------------------------------|--------|----------|
|        |                       |                          | 1                      | 2                                              | 3      | 4        |
|        |                       |                          |                        |                                                |        |          |
|        |                       |                          |                        |                                                |        |          |
|        |                       |                          |                        |                                                |        |          |
| 5      | 6                     | 7                        | 8                      | 9                                              | 10     | 11       |
|        |                       |                          |                        |                                                |        |          |
|        |                       |                          |                        |                                                |        |          |
|        |                       |                          |                        |                                                |        |          |
| 12     | 13                    | 14                       | 15                     | 16                                             | 17     | 18       |
|        | Education-pack class, | Deliver boxes, 1 day     |                        | Deliver boxes, 1 day<br>Legis-Packing Class, 1 |        |          |
|        |                       |                          |                        |                                                |        |          |
|        |                       |                          |                        |                                                |        |          |
| 19     | 20                    | 21                       | 22                     | 23                                             | 24     | 25       |
|        |                       | Deliver Boxes, 1 day     | Phone #'s to -SoS, Rls |                                                |        |          |
|        |                       |                          |                        |                                                |        |          |
|        |                       |                          |                        |                                                |        |          |
| 26     | 27                    | 28                       | 29                     | 30                                             |        |          |
|        | Education-phone # dea | Delivery 1 trk- COP-De   | Walk-thru Delta, COP,  |                                                |        |          |
|        | Blisson-walkthru-OPLA | Install Delta - COP, 1 d |                        |                                                |        |          |
|        | Phone #'s to agencies | Voice/data-Delta, 1 day  |                        |                                                |        |          |
|        |                       |                          |                        |                                                |        |          |





## January 2001

| Sunday                     | Monday | Tuesday                | Wednesday                  | Thursday | Friday | Saturday            |
|----------------------------|--------|------------------------|----------------------------|----------|--------|---------------------|
|                            | 1      | 2                      | 3                          | 4        | 5      | 6                   |
|                            |        |                        | Surplus-Education, 11 days |          |        |                     |
| Move Education, 3 days     |        | Blisson-post move-Educ |                            |          |        | Move Education-Ston |
|                            |        |                        |                            |          |        |                     |
| 7                          | 8      | 9                      | 10                         | 11       | 12     | 13                  |
| Surplus-Education, 11 days |        |                        |                            |          |        |                     |
|                            |        |                        |                            |          |        |                     |
| 14                         | 15     | 16                     | 17                         | 18       | 19     | 20                  |
| Surplus-Education, 11 days |        |                        |                            |          |        |                     |
|                            |        |                        |                            |          |        |                     |
| 21                         | 22     | 23                     | 24                         | 25       | 26     | 27                  |
|                            |        |                        |                            |          |        |                     |
| 28                         | 29     | 30                     | 31                         |          |        |                     |
|                            |        |                        |                            |          |        |                     |



[illegible]

State of Maine  
CSOB & Governor Move Schedule  
by The Banker Management Group

| ID | O              | Task Name                              | Duration | Start        | Finish       | Resource Names |
|----|----------------|----------------------------------------|----------|--------------|--------------|----------------|
| 29 | COP            | Install ME Pub Broadcasting-COP        | 1 day    | Mon 12/11/00 | Mon 12/11/00 | COP            |
| 30 | BIS            | Voice/data-ME Pub Broadcasting         | 1 day    | Tue 12/12/00 | Tue 12/12/00 | BIS            |
| 31 | COP            | Install PMD,Nurse,CS,SateI-COP         | 3 days   | Tue 12/12/00 | Thu 12/14/00 | COP            |
| 32 | BIS            | Voice/data-PMD,Nurse, CS, SateIIe      | 3 days   | Tue 12/12/00 | Thu 12/14/00 | BIS            |
| 33 | COP            | Walkthru-COP-ME Pub Broadcasting       | 1 day    | Tue 12/12/00 | Tue 12/12/00 | COP            |
| 34 | COP            | Walkthru-COP-OLA, Legis                | 1 day    | Wed 12/13/00 | Wed 12/13/00 | COP            |
| 35 | COP            | Delivery-2 trks-COP-Education          | 1 day    | Thu 12/14/00 | Thu 12/14/00 | COP            |
| 36 | COP            | Walk-thru-COP-PMD,Nurse,CS, SateI      | 1 day    | Thu 12/14/00 | Thu 12/14/00 | COP            |
| 37 | Bisson         | Move-PMD,Nurse, CS (Cap, Sec)          | 1 day    | Fri 12/15/00 | Fri 12/15/00 | Bisson         |
| 38 | Bisson         | Move-load trucks after 5-Press Corp    | 1 day    | Fri 12/15/00 | Fri 12/15/00 | Bisson         |
| 39 | COP            | Tear down system turn-Press Corp       | 1 day    | Sat 12/16/00 | Sat 12/16/00 | COP            |
| 40 | COP            | Move/install sys turn-Press Corp       | 1 day    | Sat 12/16/00 | Sat 12/16/00 | COP            |
| 41 | BIS            | Voice/data-Press Corp                  | 1 day    | Sat 12/16/00 | Sat 12/16/00 | BIS            |
| 42 | Bisson         | Move OPLA                              | 1 day    | Sat 12/16/00 | Sat 12/16/00 | Bisson         |
| 43 | State/Banker   | CSOB Orientation                       | 1 day    | Mon 12/18/00 | Mon 12/18/00 | State/Banker   |
| 44 | Bisson         | Bisson-post move-1st & 2nd floors      | 1 day    | Mon 12/18/00 | Mon 12/18/00 | Bisson         |
| 45 | Bisson/Surplus | Surplus-PMD, Nurse, Cap Sec            | 1 day    | Tue 12/19/00 | Tue 12/19/00 | Bisson/Surplus |
| 46 | COP            | Delivery-COP-1 trk-Governor-STATEHOUSE | 1 day    | Wed 12/20/00 | Wed 12/20/00 | COP            |
| 47 | Bisson         | Move-Legis Offices, Chairs & clerks    | 3 days   | Wed 12/20/00 | Fri 12/22/00 | Bisson         |
| 48 | Bisson         | Move-Governor-items @ STATEHOUSE       | 1 day    | Wed 12/20/00 | Wed 12/20/00 | Bisson         |
| 49 | Bisson         | Move items in storage-Governor         | 2 days   | Wed 12/27/00 | Thu 12/28/00 | Bisson         |
| 50 | COP            | Walk-thru-COP-Education                | 1 day    | Fri 12/22/00 | Fri 12/22/00 | COP            |
| 51 | COP            | Walk-thru-COP-Governor STATEHOUSE      | 1 day    | Tue 12/26/00 | Tue 12/26/00 | COP            |
| 52 | Bisson         | Move-Governor-STATEHOUSE               | 2 days   | Wed 12/27/00 | Thu 12/28/00 | Bisson         |
| 53 | Bisson         | Move Education                         | 3 days   | Thu 12/28/00 | Mon 1/1/01   | Bisson         |
| 54 | Bisson         | Bisson-Post move-Governor              | 1 day    | Fri 12/29/00 | Fri 12/29/00 | Bisson         |
| 55 | Bisson/Surplus | Surplus-Education                      | 11 days  | Wed 1/3/01   | Tue 1/16/01  | Bisson/Surplus |
| 56 | Bisson         | Bisson-post move-Education             | 1 day    | Tue 1/2/01   | Tue 1/2/01   | Bisson         |

The Gantt chart displays the timeline for tasks 29 through 56. The x-axis shows dates from December 10, 2000, to January 14, 2001. Each task bar indicates its duration and start/end dates. Resources assigned to each task are listed above the bars. For example, Task 29 (COP) runs from Mon 12/11/00 to Mon 12/11/00. Task 56 (Bisson) runs from Tue 1/2/01 to Tue 1/2/01.

State of Maine  
CSOB & Governor Move Schedule  
by The Banker Management Group

| ID |  | Task Name               | Duration | Start      | Finish     | Resource Names | Dec 31, '00 |   |   |   |   |   |   | Jan 7, '01 |   |   |   |   |   |   | Jan 14, '01 |   |   |   |  |  |  |  |  |  |  |  |  |  |  |  |  |  |  |  |  |  |  |  |  |  |  |  |  |  |  |  |  |  |  |  |  |  |  |  |  |  |  |  |  |  |  |  |  |  |  |  |  |  |  |  |  |  |  |  |  |  |  |  |  |  |  |  |  |  |  |  |  |  |  |  |  |  |  |  |  |  |  |  |  |  |  |  |  |  |  |  |  |  |  |  |  |  |  |  |  |  |  |  |  |  |  |  |  |  |  |  |  |  |  |  |  |  |  |  |  |  |  |  |  |  |  |  |  |  |  |  |  |  |  |  |  |  |  |  |  |  |  |  |  |  |  |  |  |  |  |  |  |  |  |  |  |  |  |  |  |  |  |  |  |  |  |  |  |  |  |  |  |  |  |  |  |  |  |  |  |  |  |  |  |  |  |  |  |  |  |  |  |  |  |  |  |  |  |  |  |  |  |  |  |  |  |  |  |  |  |  |  |  |  |  |  |  |  |  |  |  |  |  |  |  |  |  |  |  |  |  |  |  |  |  |  |  |  |  |  |  |  |  |  |  |  |  |  |  |  |  |  |  |  |  |  |  |  |  |  |  |  |  |  |  |  |  |  |  |  |  |  |  |  |  |  |  |  |  |  |  |  |  |  |  |  |  |  |  |  |  |  |  |  |  |  |  |  |  |  |  |  |  |  |  |  |  |  |  |  |  |  |  |  |  |  |  |  |  |  |  |  |  |  |  |  |  |  |  |  |  |  |  |  |  |  |  |  |  |  |  |  |  |  |  |  |  |  |  |  |  |  |  |  |  |  |  |  |  |  |  |  |  |  |  |  |  |  |  |  |  |  |  |  |  |  |  |  |  |  |  |  |  |  |  |  |  |  |  |  |  |  |  |  |  |  |  |  |  |  |  |  |  |  |  |  |  |  |  |  |  |  |  |  |  |  |  |  |  |  |  |  |  |  |  |  |  |  |  |  |  |  |  |  |  |  |  |  |  |  |  |  |  |  |  |  |  |  |  |  |  |  |  |  |  |  |  |  |  |  |  |  |  |  |  |  |  |  |  |  |  |  |  |  |  |  |  |  |  |  |  |  |  |  |  |  |  |  |  |  |  |  |  |  |  |  |  |  |  |  |  |  |  |  |  |  |  |  |  |  |  |  |  |  |  |  |  |  |  |  |  |  |  |  |  |  |  |  |  |  |  |  |  |  |  |  |  |  |  |  |  |  |  |  |  |  |  |  |  |  |  |  |  |  |  |  |  |  |  |  |  |  |  |  |  |  |  |  |  |  |  |  |  |  |  |  |  |  |  |  |  |  |  |  |  |  |  |  |  |  |  |  |  |  |  |  |  |  |  |  |  |  |  |  |  |  |  |  |  |  |  |  |  |  |  |  |  |  |  |  |  |  |  |  |  |  |  |  |  |  |  |  |  |  |  |  |  |  |  |  |  |  |  |  |  |  |  |  |  |  |  |  |  |  |  |  |  |  |  |  |  |  |  |  |  |  |  |  |  |  |  |  |  |  |  |  |  |  |  |  |  |  |  |  |  |  |  |  |  |  |  |  |  |  |  |  |  |  |  |  |  |  |  |  |  |  |  |  |  |  |  |  |  |  |  |  |  |  |  |  |  |  |  |  |  |  |  |  |  |  |  |  |  |  |  |  |  |  |  |  |  |  |  |  |  |  |  |  |  |  |  |  |  |  |  |  |  |  |  |  |  |  |  |  |  |  |  |  |  |  |  |  |  |  |  |  |  |  |  |  |  |  |  |  |  |  |  |  |  |  |  |  |  |  |  |  |  |  |  |  |  |  |  |  |  |  |  |  |  |  |  |  |  |  |  |  |  |  |  |  |  |  |  |  |  |  |  |  |  |  |  |  |  |  |  |  |  |  |  |  |  |  |  |  |  |  |  |  |  |  |  |  |  |  |  |  |  |  |  |  |  |  |  |  |  |  |  |  |  |  |  |  |  |  |  |  |  |  |  |  |  |  |  |  |  |  |  |  |  |  |  |  |  |  |  |  |  |  |  |  |  |  |  |  |  |  |  |  |  |  |  |  |  |  |  |  |  |  |  |  |  |  |  |  |  |  |  |  |  |  |  |  |  |  |  |  |  |  |  |  |  |  |  |  |  |  |  |  |  |  |  |  |  |  |  |  |  |  |  |  |  |  |  |  |  |  |  |  |  |  |  |  |  |  |  |  |  |  |  |  |  |  |  |  |  |  |  |  |  |  |  |  |  |  |  |  |  |  |  |  |  |  |  |  |  |  |  |  |  |  |  |  |  |  |  |  |  |  |  |  |  |  |  |  |  |  |  |  |  |  |  |  |  |  |  |  |  |  |  |  |  |  |  |  |  |  |  |  |  |  |  |  |  |  |  |  |  |  |  |  |  |  |  |  |  |  |  |  |  |  |  |  |  |  |  |  |  |  |  |  |  |  |  |  |  |  |  |  |  |  |  |  |  |  |  |  |  |  |  |  |  |  |  |  |  |  |  |  |  |  |  |  |  |  |  |  |  |  |  |  |  |  |  |  |  |  |  |  |  |  |  |  |  |  |  |  |  |  |  |  |  |  |  |  |  |  |  |  |  |  |  |  |  |  |  |  |  |  |  |  |  |  |  |  |  |  |  |  |  |  |  |  |  |  |  |  |  |  |  |  |  |  |  |  |  |  |  |  |  |  |  |  |  |  |  |  |  |  |  |  |  |  |  |  |  |  |  |  |  |  |  |  |  |  |  |  |  |  |  |  |  |  |  |  |  |  |  |  |  |  |  |  |  |  |  |  |  |  |  |  |  |  |  |  |  |  |  |  |  |  |  |  |  |  |  |  |  |  |  |  |  |  |  |  |  |  |  |  |  |  |  |  |  |  |  |  |  |  |  |  |  |  |  |  |  |  |  |  |  |  |  |  |  |  |  |  |  |  |  |  |  |  |  |  |  |  |  |  |  |  |  |  |  |  |  |  |  |  |  |  |  |  |  |  |  |  |  |  |  |  |  |  |  |  |  |  |  |  |  |  |  |  |  |  |  |  |  |  |  |  |  |  |  |  |  |  |  |  |  |  |  |  |  |  |  |  |  |  |  |  |  |  |  |  |  |  |  |  |  |  |  |  |  |  |  |  |  |  |  |  |  |  |  |  |  |  |  |  |  |  |  |  |  |  |  |  |  |  |  |  |  |  |  |  |  |  |  |  |  |  |  |  |  |  |  |  |  |  |  |  |  |  |  |  |  |  |  |  |  |  |  |  |  |  |  |  |  |  |  |  |  |  |  |  |  |  |  |  |  |    |
|----|-----------------------------------------------------------------------------------|-------------------------|----------|------------|------------|----------------|-------------|---|---|---|---|---|---|------------|---|---|---|---|---|---|-------------|---|---|---|--|--|--|--|--|--|--|--|--|--|--|--|--|--|--|--|--|--|--|--|--|--|--|--|--|--|--|--|--|--|--|--|--|--|--|--|--|--|--|--|--|--|--|--|--|--|--|--|--|--|--|--|--|--|--|--|--|--|--|--|--|--|--|--|--|--|--|--|--|--|--|--|--|--|--|--|--|--|--|--|--|--|--|--|--|--|--|--|--|--|--|--|--|--|--|--|--|--|--|--|--|--|--|--|--|--|--|--|--|--|--|--|--|--|--|--|--|--|--|--|--|--|--|--|--|--|--|--|--|--|--|--|--|--|--|--|--|--|--|--|--|--|--|--|--|--|--|--|--|--|--|--|--|--|--|--|--|--|--|--|--|--|--|--|--|--|--|--|--|--|--|--|--|--|--|--|--|--|--|--|--|--|--|--|--|--|--|--|--|--|--|--|--|--|--|--|--|--|--|--|--|--|--|--|--|--|--|--|--|--|--|--|--|--|--|--|--|--|--|--|--|--|--|--|--|--|--|--|--|--|--|--|--|--|--|--|--|--|--|--|--|--|--|--|--|--|--|--|--|--|--|--|--|--|--|--|--|--|--|--|--|--|--|--|--|--|--|--|--|--|--|--|--|--|--|--|--|--|--|--|--|--|--|--|--|--|--|--|--|--|--|--|--|--|--|--|--|--|--|--|--|--|--|--|--|--|--|--|--|--|--|--|--|--|--|--|--|--|--|--|--|--|--|--|--|--|--|--|--|--|--|--|--|--|--|--|--|--|--|--|--|--|--|--|--|--|--|--|--|--|--|--|--|--|--|--|--|--|--|--|--|--|--|--|--|--|--|--|--|--|--|--|--|--|--|--|--|--|--|--|--|--|--|--|--|--|--|--|--|--|--|--|--|--|--|--|--|--|--|--|--|--|--|--|--|--|--|--|--|--|--|--|--|--|--|--|--|--|--|--|--|--|--|--|--|--|--|--|--|--|--|--|--|--|--|--|--|--|--|--|--|--|--|--|--|--|--|--|--|--|--|--|--|--|--|--|--|--|--|--|--|--|--|--|--|--|--|--|--|--|--|--|--|--|--|--|--|--|--|--|--|--|--|--|--|--|--|--|--|--|--|--|--|--|--|--|--|--|--|--|--|--|--|--|--|--|--|--|--|--|--|--|--|--|--|--|--|--|--|--|--|--|--|--|--|--|--|--|--|--|--|--|--|--|--|--|--|--|--|--|--|--|--|--|--|--|--|--|--|--|--|--|--|--|--|--|--|--|--|--|--|--|--|--|--|--|--|--|--|--|--|--|--|--|--|--|--|--|--|--|--|--|--|--|--|--|--|--|--|--|--|--|--|--|--|--|--|--|--|--|--|--|--|--|--|--|--|--|--|--|--|--|--|--|--|--|--|--|--|--|--|--|--|--|--|--|--|--|--|--|--|--|--|--|--|--|--|--|--|--|--|--|--|--|--|--|--|--|--|--|--|--|--|--|--|--|--|--|--|--|--|--|--|--|--|--|--|--|--|--|--|--|--|--|--|--|--|--|--|--|--|--|--|--|--|--|--|--|--|--|--|--|--|--|--|--|--|--|--|--|--|--|--|--|--|--|--|--|--|--|--|--|--|--|--|--|--|--|--|--|--|--|--|--|--|--|--|--|--|--|--|--|--|--|--|--|--|--|--|--|--|--|--|--|--|--|--|--|--|--|--|--|--|--|--|--|--|--|--|--|--|--|--|--|--|--|--|--|--|--|--|--|--|--|--|--|--|--|--|--|--|--|--|--|--|--|--|--|--|--|--|--|--|--|--|--|--|--|--|--|--|--|--|--|--|--|--|--|--|--|--|--|--|--|--|--|--|--|--|--|--|--|--|--|--|--|--|--|--|--|--|--|--|--|--|--|--|--|--|--|--|--|--|--|--|--|--|--|--|--|--|--|--|--|--|--|--|--|--|--|--|--|--|--|--|--|--|--|--|--|--|--|--|--|--|--|--|--|--|--|--|--|--|--|--|--|--|--|--|--|--|--|--|--|--|--|--|--|--|--|--|--|--|--|--|--|--|--|--|--|--|--|--|--|--|--|--|--|--|--|--|--|--|--|--|--|--|--|--|--|--|--|--|--|--|--|--|--|--|--|--|--|--|--|--|--|--|--|--|--|--|--|--|--|--|--|--|--|--|--|--|--|--|--|--|--|--|--|--|--|--|--|--|--|--|--|--|--|--|--|--|--|--|--|--|--|--|--|--|--|--|--|--|--|--|--|--|--|--|--|--|--|--|--|--|--|--|--|--|--|--|--|--|--|--|--|--|--|--|--|--|--|--|--|--|--|--|--|--|--|--|--|--|--|--|--|--|--|--|--|--|--|--|--|--|--|--|--|--|--|--|--|--|--|--|--|--|--|--|--|--|--|--|--|--|--|--|--|--|--|--|--|--|--|--|--|--|--|--|--|--|--|--|--|--|--|--|--|--|--|--|--|--|--|--|--|--|--|--|--|--|--|--|--|--|--|--|--|--|--|--|--|--|--|--|--|--|--|--|--|--|--|--|--|--|--|--|--|--|--|--|--|--|--|--|--|--|--|--|--|--|--|--|--|--|--|--|--|--|--|--|--|--|--|--|--|--|--|--|--|--|--|--|--|--|--|--|--|--|--|--|--|--|--|--|--|--|--|--|--|--|--|--|--|--|--|--|--|--|--|--|--|--|--|--|--|--|--|--|--|--|--|--|--|--|--|--|--|--|--|--|--|--|--|--|--|--|--|--|--|--|--|--|--|--|--|--|--|--|--|--|--|--|--|--|--|--|--|--|--|--|--|--|--|--|--|--|--|--|--|--|--|--|--|--|--|--|--|--|--|--|--|--|--|--|--|--|--|--|--|--|--|--|--|--|--|--|--|--|--|--|--|--|--|--|--|--|--|--|--|--|--|--|--|--|--|--|--|--|--|--|--|--|--|--|--|--|--|--|--|--|--|--|--|--|--|--|--|--|--|--|--|--|--|--|--|--|--|--|--|--|--|--|--|--|--|--|--|--|--|--|--|--|--|--|--|--|--|--|--|--|--|--|--|--|--|--|--|--|--|--|--|--|--|--|--|--|--|--|--|--|--|--|--|--|--|--|--|--|--|--|--|--|--|--|--|--|--|--|--|--|--|--|--|--|--|--|--|--|--|--|--|--|--|--|--|--|--|--|--|--|--|--|--|--|--|--|--|--|--|--|--|--|--|--|--|--|--|--|--|--|--|--|--|--|--|--|--|--|--|--|--|--|--|--|--|--|--|--|--|--|--|--|--|--|--|----|
|    |                                                                                   |                         |          |            |            |                | S           | S | M | T | W | T | F | S          | S | M | T | W | T | F | S           | S | M | T |  |  |  |  |  |  |  |  |  |  |  |  |  |  |  |  |  |  |  |  |  |  |  |  |  |  |  |  |  |  |  |  |  |  |  |  |  |  |  |  |  |  |  |  |  |  |  |  |  |  |  |  |  |  |  |  |  |  |  |  |  |  |  |  |  |  |  |  |  |  |  |  |  |  |  |  |  |  |  |  |  |  |  |  |  |  |  |  |  |  |  |  |  |  |  |  |  |  |  |  |  |  |  |  |  |  |  |  |  |  |  |  |  |  |  |  |  |  |  |  |  |  |  |  |  |  |  |  |  |  |  |  |  |  |  |  |  |  |  |  |  |  |  |  |  |  |  |  |  |  |  |  |  |  |  |  |  |  |  |  |  |  |  |  |  |  |  |  |  |  |  |  |  |  |  |  |  |  |  |  |  |  |  |  |  |  |  |  |  |  |  |  |  |  |  |  |  |  |  |  |  |  |  |  |  |  |  |  |  |  |  |  |  |  |  |  |  |  |  |  |  |  |  |  |  |  |  |  |  |  |  |  |  |  |  |  |  |  |  |  |  |  |  |  |  |  |  |  |  |  |  |  |  |  |  |  |  |  |  |  |  |  |  |  |  |  |  |  |  |  |  |  |  |  |  |  |  |  |  |  |  |  |  |  |  |  |  |  |  |  |  |  |  |  |  |  |  |  |  |  |  |  |  |  |  |  |  |  |  |  |  |  |  |  |  |  |  |  |  |  |  |  |  |  |  |  |  |  |  |  |  |  |  |  |  |  |  |  |  |  |  |  |  |  |  |  |  |  |  |  |  |  |  |  |  |  |  |  |  |  |  |  |  |  |  |  |  |  |  |  |  |  |  |  |  |  |  |  |  |  |  |  |  |  |  |  |  |  |  |  |  |  |  |  |  |  |  |  |  |  |  |  |  |  |  |  |  |  |  |  |  |  |  |  |  |  |  |  |  |  |  |  |  |  |  |  |  |  |  |  |  |  |  |  |  |  |  |  |  |  |  |  |  |  |  |  |  |  |  |  |  |  |  |  |  |  |  |  |  |  |  |  |  |  |  |  |  |  |  |  |  |  |  |  |  |  |  |  |  |  |  |  |  |  |  |  |  |  |  |  |  |  |  |  |  |  |  |  |  |  |  |  |  |  |  |  |  |  |  |  |  |  |  |  |  |  |  |  |  |  |  |  |  |  |  |  |  |  |  |  |  |  |  |  |  |  |  |  |  |  |  |  |  |  |  |  |  |  |  |  |  |  |  |  |  |  |  |  |  |  |  |  |  |  |  |  |  |  |  |  |  |  |  |  |  |  |  |  |  |  |  |  |  |  |  |  |  |  |  |  |  |  |  |  |  |  |  |  |  |  |  |  |  |  |  |  |  |  |  |  |  |  |  |  |  |  |  |  |  |  |  |  |  |  |  |  |  |  |  |  |  |  |  |  |  |  |  |  |  |  |  |  |  |  |  |  |  |  |  |  |  |  |  |  |  |  |  |  |  |  |  |  |  |  |  |  |  |  |  |  |  |  |  |  |  |  |  |  |  |  |  |  |  |  |  |  |  |  |  |  |  |  |  |  |  |  |  |  |  |  |  |  |  |  |  |  |  |  |  |  |  |  |  |  |  |  |  |  |  |  |  |  |  |  |  |  |  |  |  |  |  |  |  |  |  |  |  |  |  |  |  |  |  |  |  |  |  |  |  |  |  |  |  |  |  |  |  |  |  |  |  |  |  |  |  |  |  |  |  |  |  |  |  |  |  |  |  |  |  |  |  |  |  |  |  |  |  |  |  |  |  |  |  |  |  |  |  |  |  |  |  |  |  |  |  |  |  |  |  |  |  |  |  |  |  |  |  |  |  |  |  |  |  |  |  |  |  |  |  |  |  |  |  |  |  |  |  |  |  |  |  |  |  |  |  |  |  |  |  |  |  |  |  |  |  |  |  |  |  |  |  |  |  |  |  |  |  |  |  |  |  |  |  |  |  |  |  |  |  |  |  |  |  |  |  |  |  |  |  |  |  |  |  |  |  |  |  |  |  |  |  |  |  |  |  |  |  |  |  |  |  |  |  |  |  |  |  |  |  |  |  |  |  |  |  |  |  |  |  |  |  |  |  |  |  |  |  |  |  |  |  |  |  |  |  |  |  |  |  |  |  |  |  |  |  |  |  |  |  |  |  |  |  |  |  |  |  |  |  |  |  |  |  |  |  |  |  |  |  |  |  |  |  |  |  |  |  |  |  |  |  |  |  |  |  |  |  |  |  |  |  |  |  |  |  |  |  |  |  |  |  |  |  |  |  |  |  |  |  |  |  |  |  |  |  |  |  |  |  |  |  |  |  |  |  |  |  |  |  |  |  |  |  |  |  |  |  |  |  |  |  |  |  |  |  |  |  |  |  |  |  |  |  |  |  |  |  |  |  |  |  |  |  |  |  |  |  |  |  |  |  |  |  |  |  |  |  |  |  |  |  |  |  |  |  |  |  |  |  |  |  |  |  |  |  |  |  |  |  |  |  |  |  |  |  |  |  |  |  |  |  |  |  |  |  |  |  |  |  |  |  |  |  |  |  |  |  |  |  |  |  |  |  |  |  |  |  |  |  |  |  |  |  |  |  |  |  |  |  |  |  |  |  |  |  |  |  |  |  |  |  |  |  |  |  |  |  |  |  |  |  |  |  |  |  |  |  |  |  |  |  |  |  |  |  |  |  |  |  |  |  |  |  |  |  |  |  |  |  |  |  |  |  |  |  |  |  |  |  |  |  |  |  |  |  |  |  |  |  |  |  |  |  |  |  |  |  |  |  |  |  |  |  |  |  |  |  |  |  |  |  |  |  |  |  |  |  |  |  |  |  |  |  |  |  |  |  |  |  |  |  |  |  |  |  |  |  |  |  |  |  |  |  |  |  |  |  |  |  |  |  |  |  |  |  |  |  |  |  |  |  |  |  |  |  |  |  |  |  |  |  |  |  |  |  |  |  |  |  |  |  |  |  |  |  |  |  |  |  |  |  |  |  |  |  |  |  |  |  |  |  |  |  |  |  |  |  |  |  |  |  |  |  |  |  |  |  |  |  |  |  |  |  |  |  |  |  |  |  |  |  |  |  |  |  |  |  |  |  |  |  |  |  |  |  |  |  |  |  |  |  |  |  |  |  |  |  |  |  |  |  |  |  |  |  |  |  |  |  |  |  |  |  |  |  |  |  |  |  |  |  |  |  |  |  |  |  |  |  |  |  |  |  |  |  |  |  |  |  |  |  |  |  |  |  |  |  |  |  |  |  |  |  |  |  |  |    |
| 57 |  | Move Education-Stone St | 0 days   | Sat 1/6/01 | Sat 1/6/01 | Bisson         |             |   |   |   |   |   |   |            |   |   |   |   |   |   |             |   |   |   |  |  |  |  |  |  |  |  |  |  |  |  |  |  |  |  |  |  |  |  |  |  |  |  |  |  |  |  |  |  |  |  |  |  |  |  |  |  |  |  |  |  |  |  |  |  |  |  |  |  |  |  |  |  |  |  |  |  |  |  |  |  |  |  |  |  |  |  |  |  |  |  |  |  |  |  |  |  |  |  |  |  |  |  |  |  |  |  |  |  |  |  |  |  |  |  |  |  |  |  |  |  |  |  |  |  |  |  |  |  |  |  |  |  |  |  |  |  |  |  |  |  |  |  |  |  |  |  |  |  |  |  |  |  |  |  |  |  |  |  |  |  |  |  |  |  |  |  |  |  |  |  |  |  |  |  |  |  |  |  |  |  |  |  |  |  |  |  |  |  |  |  |  |  |  |  |  |  |  |  |  |  |  |  |  |  |  |  |  |  |  |  |  |  |  |  |  |  |  |  |  |  |  |  |  |  |  |  |  |  |  |  |  |  |  |  |  |  |  |  |  |  |  |  |  |  |  |  |  |  |  |  |  |  |  |  |  |  |  |  |  |  |  |  |  |  |  |  |  |  |  |  |  |  |  |  |  |  |  |  |  |  |  |  |  |  |  |  |  |  |  |  |  |  |  |  |  |  |  |  |  |  |  |  |  |  |  |  |  |  |  |  |  |  |  |  |  |  |  |  |  |  |  |  |  |  |  |  |  |  |  |  |  |  |  |  |  |  |  |  |  |  |  |  |  |  |  |  |  |  |  |  |  |  |  |  |  |  |  |  |  |  |  |  |  |  |  |  |  |  |  |  |  |  |  |  |  |  |  |  |  |  |  |  |  |  |  |  |  |  |  |  |  |  |  |  |  |  |  |  |  |  |  |  |  |  |  |  |  |  |  |  |  |  |  |  |  |  |  |  |  |  |  |  |  |  |  |  |  |  |  |  |  |  |  |  |  |  |  |  |  |  |  |  |  |  |  |  |  |  |  |  |  |  |  |  |  |  |  |  |  |  |  |  |  |  |  |  |  |  |  |  |  |  |  |  |  |  |  |  |  |  |  |  |  |  |  |  |  |  |  |  |  |  |  |  |  |  |  |  |  |  |  |  |  |  |  |  |  |  |  |  |  |  |  |  |  |  |  |  |  |  |  |  |  |  |  |  |  |  |  |  |  |  |  |  |  |  |  |  |  |  |  |  |  |  |  |  |  |  |  |  |  |  |  |  |  |  |  |  |  |  |  |  |  |  |  |  |  |  |  |  |  |  |  |  |  |  |  |  |  |  |  |  |  |  |  |  |  |  |  |  |  |  |  |  |  |  |  |  |  |  |  |  |  |  |  |  |  |  |  |  |  |  |  |  |  |  |  |  |  |  |  |  |  |  |  |  |  |  |  |  |  |  |  |  |  |  |  |  |  |  |  |  |  |  |  |  |  |  |  |  |  |  |  |  |  |  |  |  |  |  |  |  |  |  |  |  |  |  |  |  |  |  |  |  |  |  |  |  |  |  |  |  |  |  |  |  |  |  |  |  |  |  |  |  |  |  |  |  |  |  |  |  |  |  |  |  |  |  |  |  |  |  |  |  |  |  |  |  |  |  |  |  |  |  |  |  |  |  |  |  |  |  |  |  |  |  |  |  |  |  |  |  |  |  |  |  |  |  |  |  |  |  |  |  |  |  |  |  |  |  |  |  |  |  |  |  |  |  |  |  |  |  |  |  |  |  |  |  |  |  |  |  |  |  |  |  |  |  |  |  |  |  |  |  |  |  |  |  |  |  |  |  |  |  |  |  |  |  |  |  |  |  |  |  |  |  |  |  |  |  |  |  |  |  |  |  |  |  |  |  |  |  |  |  |  |  |  |  |  |  |  |  |  |  |  |  |  |  |  |  |  |  |  |  |  |  |  |  |  |  |  |  |  |  |  |  |  |  |  |  |  |  |  |  |  |  |  |  |  |  |  |  |  |  |  |  |  |  |  |  |  |  |  |  |  |  |  |  |  |  |  |  |  |  |  |  |  |  |  |  |  |  |  |  |  |  |  |  |  |  |  |  |  |  |  |  |  |  |  |  |  |  |  |  |  |  |  |  |  |  |  |  |  |  |  |  |  |  |  |  |  |  |  |  |  |  |  |  |  |  |  |  |  |  |  |  |  |  |  |  |  |  |  |  |  |  |  |  |  |  |  |  |  |  |  |  |  |  |  |  |  |  |  |  |  |  |  |  |  |  |  |  |  |  |  |  |  |  |  |  |  |  |  |  |  |  |  |  |  |  |  |  |  |  |  |  |  |  |  |  |  |  |  |  |  |  |  |  |  |  |  |  |  |  |  |  |  |  |  |  |  |  |  |  |  |  |  |  |  |  |  |  |  |  |  |  |  |  |  |  |  |  |  |  |  |  |  |  |  |  |  |  |  |  |  |  |  |  |  |  |  |  |  |  |  |  |  |  |  |  |  |  |  |  |  |  |  |  |  |  |  |  |  |  |  |  |  |  |  |  |  |  |  |  |  |  |  |  |  |  |  |  |  |  |  |  |  |  |  |  |  |  |  |  |  |  |  |  |  |  |  |  |  |  |  |  |  |  |  |  |  |  |  |  |  |  |  |  |  |  |  |  |  |  |  |  |  |  |  |  |  |  |  |  |  |  |  |  |  |  |  |  |  |  |  |  |  |  |  |  |  |  |  |  |  |  |  |  |  |  |  |  |  |  |  |  |  |  |  |  |  |  |  |  |  |  |  |  |  |  |  |  |  |  |  |  |  |  |  |  |  |  |  |  |  |  |  |  |  |  |  |  |  |  |  |  |  |  |  |  |  |  |  |  |  |  |  |  |  |  |  |  |  |  |  |  |  |  |  |  |  |  |  |  |  |  |  |  |  |  |  |  |  |  |  |  |  |  |  |  |  |  |  |  |  |  |  |  |  |  |  |  |  |  |  |  |  |  |  |  |  |  |  |  |  |  |  |  |  |  |  |  |  |  |  |  |  |  |  |  |  |  |  |  |  |  |  |  |  |  |  |  |  |  |  |  |  |  |  |  |  |  |  |  |  |  |  |  |  |  |  |  |  |  |  |  |  |  |  |  |  |  |  |  |  |  |  |  |  |  |  |  |  |  |  |  |  |  |  |  |  |  |  |  |  |  |  |  |  |  |  |  |  |  |  |  |  |  |  |  |  |  |  |  |  |  |  |  |  |  |  |  |  |  |  |  |  |  |  |  |  |  |  |  |  |  |  |  |  |  |  |  |  |  |  |  |  |  |  |  |  |  |  |  |  |  |  |  |  |  |  |  |  |  | </ |

◆ 1/6

Project: December schedule  
Date: Fri 11/24/00

Task



Milestone



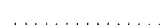
Rolled Up Split



External Tasks



Split



Summary



Rolled Up Milestone



Project Summary



Progress



Rolled Up Task



Rolled Up Progress



# **Fiscal Briefing for the Legislative Council**

1. October 2000 General Fund Revenue  
(see Attachment A)
2. October 2000 Highway Fund Revenue  
(see Attachment B)
3. RFC Reprojections  
(see Attachment C)
4. OFPR's 2002-2003 "Structural Gap"  
Update
5. Question-and-Answer

## BUDGET MANAGEMENT SYSTEM

REVENUE VARIANCE REPORT FOR OCTOBER 2000

PRELIMINARY; SUBJECT  
TO CHANGEFORM.....: E Undedicated Revenues  
Fund.....: 010 GENERAL FUNDPage: 1  
DATE: 11/28/00  
Program: c01.sqr

|                                | RSRC | OCTOBER                  |                    |                     | YEAR-TO-DATE             |                    |                          | Source | Acct |
|--------------------------------|------|--------------------------|--------------------|---------------------|--------------------------|--------------------|--------------------------|--------|------|
|                                |      | Estimated<br>Collections | Actual<br>Receipts | Monthly<br>Variance | Estimated<br>Collections | Actual<br>Receipts | Year-to-Date<br>Variance |        |      |
| TAX CITIES AND TOWNS           | 0101 |                          |                    |                     |                          |                    |                          |        |      |
| PROP TAX TRANS UNORGAN         | 0108 | 7,622,802                | 8,399,884          | 777,082             | 7,622,802                | 8,399,884          | 777,082                  |        |      |
| INT REAL EST TAX UNORGAN       | 0161 | 250                      |                    | -250                | 1,000                    |                    | -1,000                   |        |      |
| REAL ESTATE TRANSFER TAX       | 0170 | 733,468                  | 832,204            | 98,736              | 2,134,101                | 2,580,743          | 446,642                  |        |      |
| COMM FORESTRY EXCISE TAX       | 0175 |                          | 595                | 595                 |                          | 16,660             | 16,660                   |        |      |
| EXCISE TAX NON RES M V         | 0186 | 36,970                   | 81,920             | 44,950              | 139,430                  | 274,858            | 135,428                  |        |      |
| <b>01 PROPERTY TAXES</b>       |      | <b>8,393,490</b>         | <b>9,314,603</b>   | <b>921,113</b>      | <b>9,897,333</b>         | <b>11,272,145</b>  | <b>1,374,812</b>         |        |      |
| ESTATE TAX                     | 0212 | 2,699,601                | 1,262,292          | -1,437,309          | 6,623,406                | 6,603,535          | -19,871                  |        |      |
| INTEREST ON ESTATE TAX         | 0242 | 12,500                   |                    | -12,500             | 50,000                   | 2,446              | -47,554                  |        |      |
| <b>02 INHERITANCE, ESTATE</b>  |      | <b>2,712,101</b>         | <b>1,262,292</b>   | <b>-1,449,809</b>   | <b>6,673,406</b>         | <b>6,605,981</b>   | <b>-67,425</b>           |        |      |
| USE FUEL TAX                   | 0311 |                          |                    |                     |                          |                    |                          |        |      |
| TAX INT COMB ENGINE FUEL       | 0321 |                          | 2,284              | 2,284               | 20,816                   | 23,209             | 2,393                    |        |      |
| GAS TAX REFUNDS                | 0322 |                          |                    |                     |                          |                    |                          |        |      |
| TAX AERONAUTICAL GAS           | 0331 | 121,130                  | 28,598             | -92,532             | 391,470                  | 326,457            | -65,013                  |        |      |
| GAS TAX REFUNDS AERONAUTI      | 0332 | -9,451                   | -4,139             | 5,312               | -13,499                  | -14,839            | -1,340                   |        |      |
| GASOLINE SHRINKAGE             | 0333 |                          | -307               | -307                |                          | -307               | -307                     |        |      |
| <b>03 GASOLINE TAX</b>         |      | <b>111,679</b>           | <b>26,436</b>      | <b>-85,243</b>      | <b>398,787</b>           | <b>334,520</b>     | <b>-64,267</b>           |        |      |
| INDIV STATE INCOME TAX         | 0401 | 4,491,292                | 4,774,236          | 282,944             | 11,645,734               | 11,516,961         | -128,773                 |        |      |
| INDIV INCOME WITHHOLDING       | 0402 | 70,281,645               | 69,333,702         | -947,943            | 227,133,591              | 228,653,623        | 1,520,032                |        |      |
| INDIV INCOME 1040 ESTIMATE     | 0403 | 3,522,172                | 4,552,294          | 1,030,122           | 56,615,270               | 59,405,155         | 2,789,885                |        |      |
| INDIVIDUAL FIDUCIARY           | 0404 | 517,613                  | 123,560            | -394,053            | 2,143,688                | 2,522,684          | 378,996                  |        |      |
| TAX RELIEF FOR MAINE RESIDENTS | 0405 |                          |                    |                     |                          |                    |                          |        |      |
| REFUNDS INDIV INCOME TAX       | 0408 | -1,960,827               | -1,512,036         | 448,791             | -15,442,784              | -13,095,597        | 2,347,187                |        |      |
| EXCISE TAX BEER                | 0411 | 513,361                  | 479,537            | -33,824             | 1,675,671                | 2,258,761          | 583,090                  |        |      |
| EX TAX TBL WINE ME PRDTS       | 0412 | 892                      | 353                | -539                | 2,828                    | 2,806              | -22                      |        |      |
| EX TAX TBL WINE OUT STAT       | 0413 | 67,226                   | 76,561             | 9,335               | 290,065                  | 307,282            | 17,217                   |        |      |
| EX TAX SPARKLING WINES         | 0414 | 41,893                   | 34,481             | -7,412              | 140,805                  | 116,346            | -24,459                  |        |      |
| CORPORATE INCOME TAX           | 0415 | 8,298,930                | 5,810,490          | -2,488,440          | 37,543,161               | 32,215,952         | -5,327,209               |        |      |
| REFUNDS CORP INCOME TAX        | 0418 | -1,091,281               | -6,321,951         | -5,230,670          | -8,600,900               | -12,146,135        | -3,545,235               |        |      |
| MALT PREMIUM                   | 0451 | 200,765                  | 191,815            | -8,950              | 1,013,806                | 903,554            | -110,252                 |        |      |
| TABLE WINE PREMIUM             | 0452 | 69,792                   | 75,220             | 5,428               | 289,968                  | 304,735            | 14,767                   |        |      |
| SPARKLING WINE PREMIUM         | 0453 | 10,054                   | 8,275              | -1,779              | 33,792                   | 28,024             | -5,768                   |        |      |
| LOW ALCOHOL SPIRITS TAX        | 0455 | 657                      | 1,972              | 1,315               | 12,269                   | 15,459             | 3,190                    |        |      |
| <b>04 INCOME TAX</b>           |      | <b>84,964,184</b>        | <b>77,628,509</b>  | <b>-7,335,675</b>   | <b>314,496,964</b>       | <b>313,009,610</b> | <b>-1,487,354</b>        |        |      |
| TAX ON CIGARETTES              | 0511 | 6,311,280                | 6,265,787          | -45,493             | 25,385,147               | 25,700,809         | 315,662                  |        |      |
| TAX ON TOBACCO PRODUCTS        | 0512 | 223,165                  | 332,837            | 109,672             | 653,496                  | 928,196            | 274,700                  |        |      |
| <b>05 TOBACCO PRODUCTS TAX</b> |      | <b>6,534,445</b>         | <b>6,598,624</b>   | <b>64,179</b>       | <b>26,038,643</b>        | <b>26,629,005</b>  | <b>590,362</b>           |        |      |

Attachment A

## BUDGET MANAGEMENT SYSTEM

## REVENUE VARIANCE REPORT FOR OCTOBER 2000

FORM.....: E Undedicated Revenues  
Fund.....: 010 GENERAL FUND

Page: 2  
DATE: 11/28/00  
Program: c01.sqr

|                                | RSRC | OCTOBER               |                   |                   | YEAR-TO-DATE          |                    |                       | Source Acct |
|--------------------------------|------|-----------------------|-------------------|-------------------|-----------------------|--------------------|-----------------------|-------------|
|                                |      | Estimated Collections | Actual Receipts   | Monthly Variance  | Estimated Collections | Actual Receipts    | Year-to-Date Variance |             |
| SALES TAX                      | 0621 | 68,651,385            | 68,256,502        | -394,883          | 213,099,649           | 219,177,717        | 6,078,068             |             |
| USE TAX                        | 0623 | 6,078,947             | 5,869,690         | -209,257          | 28,075,897            | 27,742,634         | -333,263              |             |
| SALES TAX REFUNDS USE FU       | 0625 | 45,713                | 6,040             | -39,673           | 206,264               | 100,946            | -105,318              |             |
| SALES TAX ABATEMENT            | 0631 | -53,261               | -445,931          | -392,670          | -599,002              | -1,174,862         | -575,860              |             |
| USE TAX ABATEMENT              | 0633 | -22,783               | -22,756           | 27                | -58,223               | -89,793            | -31,570               |             |
| <b>06 OTHER SALES TAX</b>      |      | <b>74,700,001</b>     | <b>73,663,545</b> | <b>-1,036,456</b> | <b>240,724,585</b>    | <b>245,756,642</b> | <b>5,032,057</b>      |             |
| CERT EXCISE CORP               | 0726 | 150                   | 165               | 15                | 600                   | 500                | -100                  |             |
| CERT ORG NEW CORPS             | 0731 | 7,333                 | 6,680             | -653              | 29,333                | 25,095             | -4,238                |             |
| CHANGES CERT ORGANIZATION      | 0733 | 2,083                 | 175               | -1,908            | 8,333                 | 5,365              | -2,968                |             |
| REG FOREIGN CORPS              | 0735 | 34,000                | 48,875            | 14,875            | 138,020               | 159,445            | 21,425                |             |
| ANNUAL LIC FEES FOREIGN C      | 0737 | 3,000                 | 4,760             | 1,760             | 83,000                | 137,454            | 54,454                |             |
| ASSUMED NAME                   | 0740 | 5,833                 | 6,130             | 297               | 23,333                | 26,630             | 3,297                 |             |
| RESERVED NAME                  | 0742 | 1,333                 | 1,785             | 452               | 5,333                 | 5,035              | -298                  |             |
| DISSOLVED                      | 0744 | 1,666                 | 1,280             | -386              | 5,666                 | 6,730              | 1,064                 |             |
| RESUMED                        | 0746 | 166                   | 160               | -6                | 666                   | 640                | -26                   |             |
| <b>07 CORPORATIONS TAX</b>     |      | <b>55,564</b>         | <b>70,010</b>     | <b>14,446</b>     | <b>294,284</b>        | <b>366,894</b>     | <b>72,610</b>         |             |
| TAX R R COMPANIES              | 0801 |                       | -126,769          | -126,769          | -150,000              | -149,975           | 25                    |             |
| TAX TELEPHONE COMPANIES        | 0816 |                       | 1,056             | 1,056             |                       | 1,056              | 1,056                 |             |
| TAX TELECOMM SERV              | 0821 |                       |                   |                   |                       | 430                | 430                   |             |
| TELECOMMUN PROP TAX            | 0822 |                       |                   |                   |                       |                    |                       |             |
| <b>08 PUBLIC UTILITIES TAX</b> |      |                       | <b>-125,713</b>   | <b>-125,713</b>   | <b>-150,000</b>       | <b>-148,489</b>    | <b>1,511</b>          |             |
| INSURANCE COMPANIES TAX        | 0901 | 3,943,850             | 2,813,853         | -1,129,997        | 4,145,440             | 4,022,258          | -123,182              |             |
| UNAUTHORIZED INS CO TAX        | 0903 | 39,828                | 70,550            | 30,722            | 47,521                | 85,827             | 38,306                |             |
| SELF PROC INS PREM TAX         | 0904 | 18,750                |                   | -18,750           | 37,500                | 2,334              | -35,166               |             |
| PURCHASING GROUP PREM TAX      | 0905 | 1,000                 | 960               | -40               | 4,000                 | 3,042              | -958                  |             |
| AGENTS LICENSES-ORIG           | 0914 |                       | 3,060             | 3,060             |                       | 3,060              | 3,060                 |             |
| ADJUSTERS LICENSES-REN         | 0921 |                       |                   |                   |                       | 1                  | 1                     |             |
| <b>09 INSURANCE</b>            |      | <b>4,003,428</b>      | <b>2,888,423</b>  | <b>-1,115,005</b> | <b>4,234,461</b>      | <b>4,116,522</b>   | <b>-117,939</b>       |             |
| MONEY ORDER LICENSE FEES       | 1005 |                       |                   |                   |                       |                    |                       |             |
| SEC AGENTS ORIG LIC FEES       | 1006 | 45,000                | 81,520            | 36,520            | 180,000               | 400,560            | 220,560               |             |
| SEC DEALERS ORIG LIC FEES      | 1008 | 3,200                 | 3,000             | -200              | 12,400                | 19,750             | 7,350                 |             |
| SEC DEALERS REN LIC FEES       | 1009 |                       |                   |                   |                       |                    |                       |             |
| SEC ISSUERS REG FEES           | 1010 | 400,000               | 790,000           | 390,000           | 1,700,000             | 2,577,000          | 877,000               |             |
| SEC ISSUERS EXEMPT FEES        | 1011 | 6,300                 | 10,500            | 4,200             | 24,900                | 37,200             | 12,300                |             |
| SEC INVEST ADV ORIG            | 1019 | 1,000                 | 1,400             | 400               | 4,000                 | 6,000              | 2,000                 |             |
| SEC INVEST ADV REN             | 1020 |                       |                   |                   |                       |                    |                       |             |
| <b>10 BANKING</b>              |      | <b>455,500</b>        | <b>886,420</b>    | <b>430,920</b>    | <b>1,921,300</b>      | <b>3,040,510</b>   | <b>1,119,210</b>      |             |

Attachment A

## BUDGET MANAGEMENT SYSTEM

## REVENUE VARIANCE REPORT FOR OCTOBER 2000

FORM.....: E Undedicated Revenues  
Fund.....: 010 GENERAL FUND

Page: 3  
DATE: 11/28/00  
Program: c01.sqr

|                               | RSRC | OCTOBER                  |                    |                     | YEAR-TO-DATE             |                    |                          |             |
|-------------------------------|------|--------------------------|--------------------|---------------------|--------------------------|--------------------|--------------------------|-------------|
|                               |      | Estimated<br>Collections | Actual<br>Receipts | Monthly<br>Variance | Estimated<br>Collections | Actual<br>Receipts | Year-to-Date<br>Variance | Source Acct |
| CLASS I                       | 1101 | 45,000                   | 53,100             | 8,100               | 160,640                  | 172,800            | 12,160                   |             |
| CLASS A RESTAURANT/LOUNGE     | 1105 | 16,500                   | 15,000             | -1,500              | 63,950                   | 57,000             | -6,950                   |             |
| CIVIC ORGANIZATIONS           | 1107 | 50                       | 100                | 50                  | 350                      | 300                | -50                      |             |
| AGENCY LIQ STORE FULL TIME    | 1108 | 1,800                    | 1,800              |                     | 72,200                   | 10,200             | -62,000                  |             |
| CLASS I-A                     | 1110 | 7,700                    | 9,900              | 2,200               | 29,700                   | 34,100             | 4,400                    |             |
| SMALL MAINE BREWERY           | 1113 | 100                      | 150                | 50                  | 350                      | 300                | -50                      |             |
| DIST & BREWERS                | 1114 |                          |                    |                     | 4,000                    | 6,000              | 2,000                    |             |
| CLASS X                       | 1115 | 31,200                   | 62,684             | 31,484              | 113,920                  | 261,584            | 147,664                  |             |
| AUXILIARY LICENSE             | 1116 | 100                      |                    | -100                | 200                      | 300                | 100                      |             |
| MAINE FARM WINERY             | 1117 |                          |                    |                     | 100                      | 50                 | -50                      |             |
| MANUFACTURER WINERY           | 1119 |                          | 1,000              | 1,000               | 1,000                    | 2,000              | 1,000                    |             |
| CLASS II                      | 1120 | 550                      | 550                |                     | 1,650                    | 1,650              |                          |             |
| B Y O B FUNCTION PERMIT       | 1129 | 90                       | 130                | 40                  | 440                      | 660                | 220                      |             |
| BOTTLE CLUB REGISTRATION      | 1130 | 100                      | 50                 | -50                 | 500                      | 550                | 50                       |             |
| SPEC CATER OFF PREM S & V     | 1131 | 670                      | 675                | 5                   | 3,680                    | 3,110              | -570                     |             |
| CLASS III                     | 1132 | 4,180                    | 5,740              | 1,560               | 16,500                   | 22,020             | 5,520                    |             |
| CLASS IV                      | 1138 | 5,500                    | 7,940              | 2,440               | 25,420                   | 31,920             | 6,500                    |             |
| CLASS V                       | 1140 |                          | 2,475              | 2,475               | 4,455                    | 6,930              | 2,475                    |             |
| CERT OF APPROVA-SPIRIT        | 1151 |                          |                    |                     |                          |                    |                          |             |
| WHOLESALE TABLE WINE          | 1153 | 1,200                    | 2,400              | 1,200               | 3,000                    | 3,000              |                          |             |
| WHOLESALE WINE ONLY SPEC      | 1154 |                          |                    |                     | 600                      |                    | -600                     |             |
| CLASS VI                      | 1155 | 26,200                   | 31,200             | 5,000               | 119,200                  | 127,000            | 7,800                    |             |
| MALT LIQ CERT OF APPROVAL     | 1158 | 1,800                    | 4,800              | 3,000               | 7,500                    | 10,800             | 3,300                    |             |
| WINE CERT OF APPROVAL         | 1159 | 9,000                    | 9,600              | 600                 | 36,000                   | 34,800             | -1,200                   |             |
| WHOLESALE MALT LIQUOR         | 1161 | 1,200                    | 2,400              | 1,200               | 3,000                    | 2,400              | -600                     |             |
| WHOLESALE SPECIAL             | 1162 |                          | 600                | 600                 | 600                      | 600                |                          |             |
| CLASS VII                     | 1176 | 21,000                   | 24,400             | 3,400               | 100,600                  | 100,400            | -200                     |             |
| VESSEL SPIRITS                | 1198 |                          |                    |                     |                          |                    |                          |             |
| <b>11 ALCOHOLIC BEVERAGES</b> |      | <b>173,940</b>           | <b>236,694</b>     | <b>62,754</b>       | <b>769,555</b>           | <b>890,474</b>     | <b>120,919</b>           |             |
| LICENSES HARNESS HORSE RA     | 1221 |                          | 2,490              | 2,490               |                          | 2,490              | 2,490                    |             |
| GAMES OF CHANCE               | 1248 |                          |                    |                     |                          |                    |                          |             |
| PULL EVENT PERMIT             | 1255 |                          |                    |                     | 130                      | 140                | 10                       |             |
| <b>12 AMUSEMENTS TAX</b>      |      |                          | <b>2,490</b>       | <b>2,490</b>        | <b>130</b>               | <b>2,630</b>       | <b>2,500</b>             |             |
| COMM PARI MUTUELS HARNESS     | 1301 | 100,000                  | 38,921             | -61,079             | 536,100                  | 421,555            | -114,545                 |             |
| CONCEALED LICENSE PERMIT      | 1378 | 6,526                    | 11,822             | 5,296               | 23,778                   | 35,742             | 11,964                   |             |
| <b>13 BETTING TAXES</b>       |      | <b>106,526</b>           | <b>50,743</b>      | <b>-55,783</b>      | <b>559,878</b>           | <b>457,297</b>     | <b>-102,581</b>          |             |
| BOTTLERS LICENSES             | 1401 | 1,485                    | 300                | -1,185              | 11,335                   | 7,250              | -4,085                   |             |
| MILK LICENSES                 | 1402 | 110                      | 669                | 559                 | 1,690                    | 829                | -861                     |             |
| NURSERY LICENSES              | 1403 | 30                       | 85                 | 55                  | 590                      | 465                | -125                     |             |
| PRODUCT REGISTRATION FEE      | 1405 | 700                      | 770                | 70                  | 5,040                    | 3,458              | -1,582                   |             |
| REG OF FEEDING STUFFS         | 1406 | 1,700                    | 1,080              | -620                | 5,600                    | 3,500              | -2,100                   |             |

Attachment A



## BUDGET MANAGEMENT SYSTEM

## REVENUE VARIANCE REPORT FOR OCTOBER 2000

FORM.....: E Undedicated Revenues  
Fund.....: 010 GENERAL FUND

Page: 4  
DATE: 11/28/00  
Program: c01.sqr

|                              | RSRC | OCTOBER                  |                    |                     | YEAR-TO-DATE             |                    |                          |             |
|------------------------------|------|--------------------------|--------------------|---------------------|--------------------------|--------------------|--------------------------|-------------|
|                              |      | Estimated<br>Collections | Actual<br>Receipts | Monthly<br>Variance | Estimated<br>Collections | Actual<br>Receipts | Year-to-Date<br>Variance | Source Acct |
| LIVESTOCK AND POULTRY LIC    | 1409 | 5                        | 6                  | 1                   | 160                      | 106                | -54                      |             |
| FOOD INSPECT LIC-PERMIT      | 1410 | 6,800                    | 10,344             | 3,544               | 26,800                   | 33,090             | 6,290                    |             |
| GARBAGE FEEDING LICENSE      | 1414 |                          |                    |                     |                          | 2                  | 2                        |             |
| TOBACCO PRODUCTS LICENSE     | 1415 |                          |                    |                     | 150                      | 150                |                          |             |
| CIGARETTE DISTR LIC          | 1416 |                          | 242,854            | 242,854             | 6,695                    | 250,354            | 243,659                  |             |
| CIGARETTE WHOLESALE LICEN    | 1418 |                          |                    |                     | 1,500                    |                    | -1,500                   |             |
| RES COMMERCIAL FISH LICEN    | 1420 | 750                      | 1,161              | 411                 | 8,250                    | 8,541              | 291                      |             |
| ORIG OCC/PRO LICENSES 5      | 1425 |                          |                    |                     | 5,000                    | 4,510              | -490                     |             |
| RENL OCC/PRO LICENSES 5      | 1431 | 50                       | 2,150              | 2,100               | 450                      | 2,750              | 2,300                    |             |
| ORIG APPRENTICE LICENSES     | 1435 | 7,500                    | 1,802              | -5,698              | 10,500                   | 5,857              | -4,643                   |             |
| HOSPITAL LICENSES            | 1440 | 17,334                   | 23,002             | 5,668               | 83,334                   | 80,590             | -2,744                   |             |
| AIRCRAFT LICENSES            | 1444 | 1,000                    | 30                 | -970                | 4,000                    | 585                | -3,415                   |             |
| RETAIL SEAFOOD DEALERS LI    | 1445 | 1,500                    | 595                | -905                | 13,500                   | 7,225              | -6,275                   |             |
| SPECIAL LICENSES & LEASES    | 1448 | 42,150                   | 32,361             | -9,789              | 79,810                   | 62,491             | -17,319                  |             |
| STAMP SALES BEDDING ETC      | 1449 | 12,500                   | 5,857              | -6,643              | 22,500                   | 21,570             | -930                     |             |
| LOBSTER CRAB FISH LICENSE    | 1452 | 10,000                   | 9,540              | -460                | 90,000                   | 88,134             | -1,866                   |             |
| WHOLESALE SEAFOOD DEALERS    | 1455 | 4,000                    | 1,969              | -2,031              | 14,500                   | 11,769             | -2,731                   |             |
| INTERSTATE LOBSTER TRANS     | 1456 | 2,500                    | 520                | -1,980              | 10,000                   | 5,411              | -4,589                   |             |
| LOBSTER MEAT PERMITS         | 1458 |                          | 110                | 110                 | 1,000                    | 880                | -120                     |             |
| RES INTERSTATE SHELLFISH     | 1462 |                          | 159                | 159                 | 3,000                    | 1,212              | -1,788                   |             |
| SEAWEED PERMIT               | 1463 |                          |                    |                     | 300                      |                    | -300                     |             |
| NON RES SEAWEED PERMIT       | 1465 |                          |                    |                     |                          |                    |                          |             |
| SCHOOL LICENSES/PERMIT       | 1470 |                          | 50                 | 50                  |                          | 200                | 200                      |             |
| BOAT REGISTRATION TRANSF     | 1472 | 36                       | 260                | 224                 | 303                      | -201               | -504                     |             |
| LIC ROADSIDE EAT LODGE HOU   | 1474 | 56,250                   | 35,178             | -21,072             | 225,000                  | 191,880            | -33,120                  |             |
| COMMERCIAL SHELLFISH LICE    | 1478 |                          | 620                | 620                 | 12,500                   | 11,740             | -760                     |             |
| MAHOGANY QUAHOG LICENSE      | 1479 |                          | 89                 | 89                  |                          | 445                | 445                      |             |
| REG OF BOATS OVER 10 HP      | 1480 | 6,597                    | 165,658            | 159,061             | 209,062                  | 402,150            | 193,088                  |             |
| BOAT OPERATORS LICENSE       | 1482 | 1                        |                    | -1                  | 16                       | 17                 | 1                        |             |
| MUSSEL LICENSE               | 1485 |                          | 119                | 119                 | 400                      | 315                | -85                      |             |
| BOAT DUPLICATE STICKERS      | 1487 | 17                       | 216                | 199                 | 190                      | 369                | 179                      |             |
| DUPLICATE LICENSES           | 1488 | 16                       | 292                | 276                 | 252                      | 525                | 273                      |             |
| BOAT LOCAL TEMP REG          | 1490 | 1,498                    |                    | -1,498              | 12,598                   |                    | -12,598                  |             |
| BOAT DEALER TEMP PLATES      | 1491 | 45                       | 348                | 303                 | 606                      | 643                | 37                       |             |
| BOAT DEALER REGISTRATION     | 1496 |                          | 83                 | 83                  | 330                      | 333                | 3                        |             |
| <b>14 OTHER TAX SPECIAL</b>  |      | <b>174,574</b>           | <b>538,277</b>     | <b>363,703</b>      | <b>866,961</b>           | <b>1,209,145</b>   | <b>342,184</b>           |             |
| LICENSE RESTORATION FEES     | 1503 | 60,890                   | 69,303             | 8,413               | 60,890                   | 69,303             | 8,413                    |             |
| FEES TEMP DEALERS PLATES     | 1507 | 500                      | 493                | -7                  | 1,245                    | 1,096              | -149                     |             |
| DUP CERTIFICATE              | 1511 | 2                        | 18                 | 16                  | 13                       | 33                 | 20                       |             |
| SNOWMOBILE DUP STICKERS      | 1513 |                          |                    |                     |                          |                    |                          |             |
| DRIVER REHAB COURSE          | 1515 | 75,384                   | 106,652            | 31,268              | 314,406                  | 298,777            | -15,629                  |             |
| TRANSFER FEE                 | 1533 | 12                       |                    | -12                 | 14                       |                    | -14                      |             |
| WATERCRAFT RENTAL AGENT      | 1552 |                          | 25                 | 25                  |                          | 25                 | 25                       |             |
| SNOWMOBILE RENTAL AGENT REG  | 1561 |                          | 800                | 800                 |                          | 875                | 875                      |             |
| ANTIQUE SNOWMOBILE REGISTRAT | 1562 |                          | 90                 | 90                  |                          | 90                 | 90                       |             |

Attachment A

## BUDGET MANAGEMENT SYSTEM

## REVENUE VARIANCE REPORT FOR OCTOBER 2000

FORM.....: E Undedicated Revenues  
Fund.....: 010 GENERAL FUND

Page: 5  
DATE: 11/28/00  
Program: c01.sqr

|                                    | RSRC | OCTOBER                  |                    |                     | YEAR-TO-DATE             |                    |                          |             |
|------------------------------------|------|--------------------------|--------------------|---------------------|--------------------------|--------------------|--------------------------|-------------|
|                                    |      | Estimated<br>Collections | Actual<br>Receipts | Monthly<br>Variance | Estimated<br>Collections | Actual<br>Receipts | Year-to-Date<br>Variance | Source Acct |
| NON-RES TRANS SNOWMOBILE REG564    |      |                          |                    |                     |                          |                    |                          |             |
| NON-RES 3 DAY SNOWMOBILE REG565    |      | 300                      |                    | -300                | 1,050                    | 34                 | -1,016                   |             |
| NON-RES 10 DAY SNOWMOBILED 1566    |      | 120                      |                    | -120                | 420                      |                    | -420                     |             |
| NON-RES SEASON SNOWMOBILED 1567    |      | 1,540                    | 270                | -1,270              | 5,390                    | 567                | -4,823                   |             |
| NON-RES DUP SNOWMOBILE REG 1568    |      |                          |                    |                     |                          |                    |                          |             |
| SNOW REPLACE DEALER PLATE 1573     |      |                          | 15                 | 15                  | 38                       | 55                 | 17                       |             |
| SNOW DEALER PLATE 1574             |      | 296                      | 1,176              | 880                 | 1,445                    | 2,896              | 1,451                    |             |
| SNOWMOBILE REGISTRATION 1575       |      | 4,726                    | 6,170              | 1,444               | 16,109                   | 7,642              | -8,467                   |             |
| SNOWMOBILE DEALERS REGIS 1576      |      | 315                      | 960                | 645                 | 1,576                    | 2,295              | 719                      |             |
| ATV-DEALER REGISTRATION 1577       |      | 50                       | 405                | 355                 | 667                      | 1,155              | 488                      |             |
| ATV DEALER PLATES 1578             |      | 72                       | 355                | 283                 | 522                      | 1,120              | 598                      |             |
| ATV REPLACEMENT PLATES 1579        |      | 10                       | 88                 | 78                  | 140                      | 135                | -5                       |             |
| ATV REGISTRATIONS 1580             |      | 20,000                   | 116,838            | 96,838              | 150,000                  | 210,906            | 60,906                   |             |
| ATV LOCAL TEMP REG 1581            |      | 3,500                    |                    | -3,500              | 17,500                   |                    | -17,500                  |             |
| ATV DUP REG 1582                   |      | 13                       | 58                 | 45                  | 35                       | 79                 | 44                       |             |
| ATV DUPLICATE STICKER 1583         |      | 8                        | 33                 | 25                  | 26                       | 40                 | 14                       |             |
| ATV REGISTRATION TRANSFER 1584     |      | 21                       | 190                | 169                 | 123                      | 220                | 97                       |             |
| ATV DEALER TEMP PLATES 1585        |      | 150                      | 1,914              | 1,764               | 800                      | 2,787              | 1,987                    |             |
| <b>15 M/V LICENSE RELATED FEES</b> |      | <b>167,909</b>           | <b>305,853</b>     | <b>137,944</b>      | <b>572,409</b>           | <b>600,130</b>     | <b>27,721</b>            |             |
| RES JUNIOR TRAP LICENSE 1701       |      | 199                      | 462                | 263                 | 447                      | 546                | 99                       |             |
| 1-DAY FISH EXCHG COMB 1705         |      |                          |                    |                     | 6,000                    |                    | -6,000                   |             |
| 3-DAY FISH EXCHG COMB 1706         |      |                          |                    |                     | 1,000                    |                    | -1,000                   |             |
| NON RES SM GAME LIC 1708           |      | 10,000                   | 55                 | -9,945              | 12,750                   | 330                | -12,420                  |             |
| BREED LIC FOR WILD ANIMAL 1709     |      | 171                      |                    | -171                | 670                      | 525                | -145                     |             |
| RES SERVICEMANS COMBO 1710         |      | 474                      |                    | -474                | 3,714                    |                    | -3,714                   |             |
| FALCONRY LICENSE 1711              |      |                          |                    |                     | 49                       |                    | -49                      |             |
| WILDLIFE EXHIBITORS 1712           |      | 81                       |                    | -81                 | 810                      | 657                | -153                     |             |
| NON RES HIDE DEALERS LIC 1715      |      | 500                      |                    | -500                | 800                      | 756                | -44                      |             |
| RES HIDE DEALERS LIC 1716          |      | 1,000                    |                    | -1,000              | 3,500                    | 1,914              | -1,586                   |             |
| BAIT WHOLESALERS 1717              |      | 428                      |                    | -428                | 788                      | 144                | -644                     |             |
| SMELT WHOLESALERS 1718             |      |                          |                    |                     |                          | -69                | -69                      |             |
| LIVE BAIT RETAILERS 1719           |      | 97                       |                    | -97                 | 167                      | 56                 | -111                     |             |
| ALIEN COMBINATION 1720             |      |                          |                    |                     | 1,155                    |                    | -1,155                   |             |
| ALIEN FISHING 1721                 |      |                          |                    |                     | 800                      |                    | -800                     |             |
| ALIEN SMALL GAME 1722              |      | 960                      |                    | -960                | 1,298                    |                    | -1,298                   |             |
| ALIEN ARCHERY 1723                 |      |                          |                    |                     | 200                      |                    | -200                     |             |
| SPEC HIDE DEALER'S LICENSE 1724    |      | 187                      |                    | -187                | 366                      | 240                | -126                     |             |
| WILDLIFE IMPORT/POSS PERMIT 1725   |      | 83                       |                    | -83                 | 332                      | 125                | -207                     |             |
| UNDISTR F&W COLLECTIONS 1726       |      | 200,000                  | -214,624           | -414,624            | 320,000                  | 3,993,302          | 3,673,302                |             |
| LICENSE TO PROPAGATE FISH 1727     |      |                          |                    |                     | 41                       | 25                 | -16                      |             |
| TRACKING DOG/WOUNDED DEER LICENSE  |      |                          |                    |                     |                          |                    |                          |             |
| RES TRAP LIC STATEWIDE 1736        |      | 13,267                   | 23,463             | 10,196              | 39,351                   | 37,917             | -1,434                   |             |
| NON RES TRAP LIC 1739              |      | 1,800                    | 5,544              | 3,744               | 2,500                    | 6,160              | 3,660                    |             |
| RESIDENT EXPANDED ARCHERY 1740     |      | 50,000                   | -40                | -50,040             | 50,000                   | 541                | -49,459                  |             |
| TAXIDERMY TRAINEE RENEWAL 1741     |      | 3,000                    |                    | -3,000              | 3,000                    | 240                | -2,760                   |             |

*Attachment A*

## BUDGET MANAGEMENT SYSTEM

## REVENUE VARIANCE REPORT FOR OCTOBER 2000

FORM.....: E Undedicated Revenues  
Fund.....: 010 GENERAL FUND

Page: 6  
DATE: 11/28/00  
Program: c01.sqr

|                               | RSRC | OCTOBER                  |                    |                     | YEAR-TO-DATE             |                    |                          | Source | Acct |
|-------------------------------|------|--------------------------|--------------------|---------------------|--------------------------|--------------------|--------------------------|--------|------|
|                               |      | Estimated<br>Collections | Actual<br>Receipts | Monthly<br>Variance | Estimated<br>Collections | Actual<br>Receipts | Year-to-Date<br>Variance |        |      |
| NON RESIDENT EXPANDED ARCHERY | 42   | 500                      |                    | -500                | 8,500                    | 5,550              | -2,950                   |        |      |
| ONE DAY BASS TOURN LICENS     | 1743 | 20                       |                    | -20                 | 100                      | 48                 | -52                      |        |      |
| COMB FISH AND ARCHERY         | 1744 | 100                      |                    | -100                | 1,600                    |                    | -1,600                   |        |      |
| FISHING DERBY PERMIT          | 1747 | 100                      |                    | -100                | 150                      | 48                 | -102                     |        |      |
| NON-RES 3 DAY SM GAME HUNT    | 1748 | 15,000                   |                    | -15,000             | 15,000                   | 90                 | -14,910                  |        |      |
| SMALL GAME HUNTING LIC        | 1749 | 2,950                    |                    | -2,950              | 3,217                    |                    | -3,217                   |        |      |
| RESIDENT JR HUNT LICENSE      | 1750 | 5,614                    | -10                | -5,624              | 26,194                   | 160                | -26,034                  |        |      |
| RES COMBINATION LICENSE       | 1751 | 30,000                   | -92                | -30,092             | 250,000                  | -79                | -250,079                 |        |      |
| RES HUNTING LICENSE           | 1752 | 137,210                  | -190               | -137,400            | 481,963                  | 2,071              | -479,892                 |        |      |
| RES FISHING LICENSE           | 1753 | 25,000                   | -38                | -25,038             | 535,000                  | 254                | -534,746                 |        |      |
| RESIDENT ARCHERY LICENSE      | 1754 | 60,000                   | -19                | -60,019             | 79,500                   | 228                | -79,272                  |        |      |
| NON RES JUN SMALL GAME        | 1755 | 1,000                    | -20                | -1,020              | 1,500                    | 1,980              | 480                      |        |      |
| EEL PERMITS                   | 1756 | 307                      |                    | -307                | 1,388                    | 504                | -884                     |        |      |
| NON RES BIG GAME LIC          | 1757 | 225,576                  | -85                | -225,661            | 1,087,899                | 401,539            | -686,360                 |        |      |
| NON RESIDENT ARCHERY LIC      | 1758 | 10,000                   |                    | -10,000             | 15,413                   | 2,805              | -12,608                  |        |      |
| ALIEN BIG GAME HUNT LIC       | 1759 | 20,000                   | -125               | -20,125             | 65,000                   | 8,500              | -56,500                  |        |      |
| LICENSE TO SELL INLAND FI     | 1760 |                          |                    |                     | 20                       |                    | -20                      |        |      |
| DUPLICATE LICENSE FEES        | 1761 | 17                       | 2                  | -15                 | 44                       | 58                 | 14                       |        |      |
| ONE DAY FISHING               | 1762 | 20,000                   |                    | -20,000             | 92,000                   | 54                 | -91,946                  |        |      |
| ONE DAY FISHING EXCHANGE      | 1763 | 2,000                    |                    | -2,000              | 4,000                    | 20                 | -3,980                   |        |      |
| DOG TRAINING AREA LICENSE     | 1764 |                          |                    |                     |                          |                    |                          |        |      |
| NON RES 7 DAY FISH LIC.       | 1765 | 60,000                   | -102               | -60,102             | 366,000                  | 1,360              | -364,640                 |        |      |
| NON RES SEASON FISH LIC       | 1766 | 11,000                   |                    | -11,000             | 279,000                  | 50                 | -278,950                 |        |      |
| NON RES 15 DAY FISH LIC       | 1767 | 22,000                   |                    | -22,000             | 131,000                  | 608                | -130,392                 |        |      |
| NON RES EXCHANGE FISH LIC     | 1768 | 100                      |                    | -100                | 100                      | 12                 | -88                      |        |      |
| 3 DAY FISHING LIC             | 1769 | 96,000                   | -34                | -96,034             | 333,000                  | 533                | -332,467                 |        |      |
| BOYS GIRLS CAMP FISH LIC      | 1770 |                          |                    |                     | 362                      | 152                | -210                     |        |      |
| NON RES FISH LIC JUNIOR       | 1771 | 7,000                    |                    | -7,000              | 34,000                   | 28                 | -33,972                  |        |      |
| NON RES COMBO FISH & HUNT     | 1772 | 10,000                   |                    | -10,000             | 95,000                   | 11,193             | -83,807                  |        |      |
| SEPT ARCHERY DEER LICENSE     | 1773 |                          |                    |                     |                          | 180                | 180                      |        |      |
| COMM SHOOTING AREA LIC        | 1774 |                          |                    |                     | 389                      | 666                | 277                      |        |      |
| LIC TO HUNT COMM SH AREA      | 1775 | 64                       |                    | -64                 | 64                       | 551                | 487                      |        |      |
| NONRES TURKEY APPS            | 1776 |                          |                    |                     |                          |                    |                          |        |      |
| RES TURKEY APPS               | 1777 |                          |                    |                     |                          |                    |                          |        |      |
| RESIDENT GUIDE LICENSE        | 1778 | 20,000                   |                    | -20,000             | 35,000                   | 7,742              | -27,258                  |        |      |
| WHITewater GUIDE LICENSE      | 1779 |                          |                    |                     |                          | 2,974              | 2,974                    |        |      |
| COYOTE PERMIT                 | 1782 |                          |                    |                     |                          |                    |                          |        |      |
| FUR SEALS                     | 1785 | 50                       |                    | -50                 | 50                       |                    | -50                      |        |      |
| MUZZLE LOADING LICENSE        | 1786 |                          | -40                | -40                 |                          | -40                | -40                      |        |      |
| NON-RES MUZZLE LD LIC         | 1787 | 233                      |                    | -233                | 389                      |                    | -389                     |        |      |
| ALIEN MUZZLE LD LIC           | 1788 |                          |                    |                     |                          |                    |                          |        |      |
| RESIDENT MOOSE PERMIT         | 1789 | 36                       | 1,653              | 1,617               | 31,659                   | 78,020             | 46,361                   |        |      |
| NONRESIDENT MOOSE PERMIT      | 1792 |                          | 4,500              | 4,500               | 48,260                   | 83,100             | 34,840                   |        |      |
| COM WH WATER OUTFIT LIC       | 1794 |                          |                    |                     | 347                      | 350                | 3                        |        |      |
| CAMP TRIP LEADERS PERMIT      | 1795 |                          |                    |                     | 2,875                    | 3,786              | 911                      |        |      |
| RES BEAR HUNT PERMIT          | 1796 | 8,957                    | 5                  | -8,952              | 16,654                   | 280                | -16,374                  |        |      |
| NON-RES BEAR HUNT PERMIT      | 1797 | 24,962                   | -15                | -24,977             | 44,807                   | 4,065              | -40,742                  |        |      |

Attachment A

## BUDGET MANAGEMENT SYSTEM

## REVENUE VARIANCE REPORT FOR OCTOBER 2000

FORM.....: E Undedicated Revenues  
Fund.....: 010 GENERAL FUND

Page: 7  
DATE: 11/28/00  
Program: c01.sqr

|                                  | RSRC | OCTOBER               |                 |                  | YEAR-TO-DATE          |                 |                       | Source Acct |
|----------------------------------|------|-----------------------|-----------------|------------------|-----------------------|-----------------|-----------------------|-------------|
|                                  |      | Estimated Collections | Actual Receipts | Monthly Variance | Estimated Collections | Actual Receipts | Year-to-Date Variance |             |
| NON RESIDENT MOOSE APPLIC 1798   |      |                       |                 |                  |                       |                 | -29                   | -29         |
| RESIDENT MOOSE APP 1799          |      |                       |                 |                  |                       |                 |                       |             |
| 17 HUNTING AND FISHING           |      | 1,098,043             | -179,750        | -1,277,793       | 4,537,182             | 4,662,820       | 125,638               |             |
| MAHOGANY QUAHOG TAX 1903         |      | 4,519                 | 9,558           | 5,039            | 10,514                | 24,367          | 13,853                |             |
| WEIGHTS AND MEASURES FEES 1909   |      | 5,900                 | 8,180           | 2,280            | 28,335                | 19,562          | -8,773                |             |
| FRANCHISE RECORDING FEE 1914     |      |                       |                 |                  | 500                   |                 | -500                  |             |
| COMM FOR JUSTICE PEACE ET 1916   |      | 7,083                 | 7,150           | 67               | 28,333                | 31,150          | 2,817                 |             |
| AIR & SEAPLANE BASE LICEN 1935   |      | 233                   |                 | -233             | 933                   |                 | -933                  |             |
| AIRCRAFT DEALERS LICENSE 1936    |      | 433                   |                 | -433             | 1,733                 | 300             | -1,433                |             |
| LIC OPER WATER TREAT PLAN 1950   |      |                       | 1,060           | 1,060            |                       | 1,975           | 1,975                 |             |
| 19 OTHER TAXES                   |      | 18,168                | 25,948          | 7,780            | 70,348                | 77,354          | 7,006                 |             |
| MISCELLANEOUS FINES 2001         |      | 2,202,824             | 2,115,753       | -87,071          | 8,851,587             | 10,517,594      | 1,666,007             |             |
| DOT FINES 2002                   |      | -151,200              | -147,519        | 3,681            | -607,950              | -725,738        | -117,788              |             |
| IFW FINES 2012                   |      | -4,640                |                 | 4,640            | -1,490                |                 | 1,490                 |             |
| PUC FINES 2017                   |      | -62,400               | -114,756        | -52,356          | -250,900              | -364,541        | -113,641              |             |
| KEEP MAINE SCENIC FINES 2020     |      | -183                  | -1,447          | -1,264           | -732                  | -6,708          | -5,976                |             |
| LOCAL ORDINANCE FINES 2021       |      | -9,600                |                 | 9,600            | -38,000               |                 | 38,000                |             |
| SURCHARGE FUND 2076              |      | -36,480               | -42,712         | -6,232           | -146,680              | -179,701        | -33,021               |             |
| SURCHARGE-COURT ADMIN 2077       |      | -15,600               | -18,997         | -3,397           | -62,725               | -80,239         | -17,514               |             |
| COLLECTION EXPENSE 2078          |      | -190                  | 1,087           | 1,277            | -760                  | 9,465           | 10,225                |             |
| SURCHARGE-PUBLIC SAFETY 2079     |      | -15,600               | -19,054         | -3,454           | -62,725               | -80,198         | -17,473               |             |
| DEP FINES 2081                   |      | 85,000                | 105,559         | 20,559           | 191,500               | 168,787         | -22,713               |             |
| IFW FINE WATERCRAFT 2082         |      | 1,240                 | -5,612          | -6,852           | 6,825                 | -6,654          | -13,479               |             |
| FIRE RESTITUTION FINES 2083      |      |                       | 50              | 50               |                       | 63              | 63                    |             |
| RESTITUTION 2085                 |      |                       |                 |                  |                       | 23              | 23                    |             |
| TOBACCO ENFORCEMENT 2086         |      | -3,806                | -4,643          | -837             | -15,308               | -20,221         | -4,913                |             |
| TOBACCO LICENSING VIOLAT 2087    |      | -1,241                |                 | 1,241            | -4,964                |                 | 4,964                 |             |
| LATE FEES 2090                   |      | 100                   |                 | -100             | 500                   | 472             | -28                   |             |
| CHARGE FOR RETURNED CHECKS 2094  |      | 5,000                 | 1,767           | -3,233           | 20,000                | 16,807          | -3,193                |             |
| 20 FINES, FORFEITS AND PENALTIES |      | 1,993,224             | 1,869,476       | -123,748         | 7,878,178             | 9,249,211       | 1,371,033             |             |
| INT BANK BALANCES 2101           |      |                       | 10              | 10               |                       | 34,141          | 34,141                |             |
| EARNINGS ON INVESTMENTS 2105     |      | 1,993,841             | 1,583,226       | -410,615         | 4,652,295             | 5,212,480       | 560,185               |             |
| 21 REVENUE FROM USE OF MONEY     |      | 1,993,841             | 1,583,236       | -410,605         | 4,652,295             | 5,246,621       | 594,326               |             |
| DISTRIBUTED REVENUE-FED 2223     |      | 25,833                |                 | -25,833          | 103,333               | 18,473          | -84,860               |             |
| FED GRANTS FOR OTHER PURP 2226   |      | 803,000               | 510             | -802,490         | 3,632,327             | 3,201,186       | -431,141              |             |
| FEDERAL ADVANCES 2232            |      |                       | 100,000         | 100,000          |                       | 200,000         | 200,000               |             |
| SERV FEES FEDERAL GOVERN 2296    |      | 20,644                | 57,853          | 37,209           | 122,576               | 127,970         | 5,394                 |             |
| 22 FEDERAL                       |      | 849,477               | 158,363         | -691,114         | 3,858,236             | 3,547,629       | -310,607              |             |

Attachment A

## BUDGET MANAGEMENT SYSTEM

## REVENUE VARIANCE REPORT FOR OCTOBER 2000

FORM.....: E Undedicated Revenues  
Fund.....: 010 GENERAL FUND

Page: 8  
DATE: 11/28/00  
Program: c01.sqr

|                            | RSRC | OCTOBER                  |                    |                     | YEAR-TO-DATE             |                    |                          |             |
|----------------------------|------|--------------------------|--------------------|---------------------|--------------------------|--------------------|--------------------------|-------------|
|                            |      | Estimated<br>Collections | Actual<br>Receipts | Monthly<br>Variance | Estimated<br>Collections | Actual<br>Receipts | Year-to-Date<br>Variance | Source Acct |
| PRO RATA SHARE OF ADMIN C  | 2461 | 167                      |                    | -167                | 668                      |                    | -668                     |             |
| GRANTS FROM ST AGENCIES    | 2471 |                          |                    |                     |                          | 1,435              | 1,435                    |             |
| <b>24 CITIES AND TOWNS</b> |      | <b>167</b>               |                    | <b>-167</b>         | <b>668</b>               | <b>1,435</b>       | <b>767</b>               |             |
| CHILD SUPPORT COLLECTION   | 2520 | 40,500                   | 25,841             | -14,659             | 160,000                  | 25,841             | -134,159                 |             |
| PUBLIC ASSISTANCE RECOVER  | 2524 |                          | 100                | 100                 |                          | 100                | 100                      |             |
| PRIV CONTR FOR OTHER PURP  | 2526 | 12,000                   | 6,481              | -5,519              | 30,000                   | 30,273             | 273                      |             |
| O A S I PAYMENTS           | 2543 | 100,000                  | 371,649            | 271,649             | 450,000                  | 643,292            | 193,292                  |             |
| <b>25 PRIVATE SOURCES</b>  |      | <b>152,500</b>           | <b>404,071</b>     | <b>251,571</b>      | <b>640,000</b>           | <b>699,506</b>     | <b>59,506</b>            |             |
| RENT OF LANDS              | 2601 |                          | 1,306              | 1,306               |                          | 14,539             | 14,539                   |             |
| RENT OF BLDGS              | 2602 | 150                      |                    | -150                | 2,400                    | 853                | -1,547                   |             |
| RENT OFFICES ROOMS         | 2603 | 1,667                    | 6,648              | 4,981               | 6,668                    | 26,730             | 20,062                   |             |
| USE OF CONCESSIONS         | 2604 |                          | 1,057              | 1,057               | 14,000                   | 10,725             | -3,275                   |             |
| RECREATIONAL USE OF PARKS  | 2610 | 16,000                   | 127,661            | 111,661             | 1,274,100                | 1,183,288          | -90,812                  |             |
| JURY DUTY REIMB            | 2611 | 4                        | 420                | 416                 | 66                       | 1,129              | 1,063                    |             |
| CARE AND TREATMENT ARC     | 2614 | 45,646                   | 55,923             | 10,277              | 182,584                  | 221,124            | 38,540                   |             |
| MISC RENTS & LEASES        | 2616 |                          |                    |                     | 1                        |                    | -1                       |             |
| APPLIC & EXAM FEES         | 2619 | 6,000                    | -2,123             | -8,123              | 6,000                    | -7,919             | -13,919                  |             |
| LAB SERVICES RENDERED      | 2622 | 166                      |                    | -166                | 666                      |                    | -666                     |             |
| LEGAL SERVICES RENDERED    | 2623 |                          |                    |                     |                          | 30,500             | 30,500                   |             |
| REEXAM FEES                | 2624 |                          |                    |                     |                          |                    |                          |             |
| MEDICAL SERVICES RENDERED  | 2627 |                          | 4                  | 4                   |                          | 143                | 143                      |             |
| HOSP SERV RENDERED PINELA  | 2629 | 37,574                   | 37,520             | -54                 | 150,296                  | 150,134            | -162                     |             |
| RECVNG FILNG RECORD DEEDS  | 2630 | 29,423                   | 53,472             | 24,049              | 103,913                  | 196,983            | 93,070                   |             |
| REGISTRATION FEES          | 2631 | 1,374                    | 3,866              | 2,492               | 5,034                    | 12,224             | 7,190                    |             |
| FILING FEES                | 2632 | 95,000                   | 99,935             | 4,935               | 432,000                  | 424,546            | -7,454                   |             |
| MEDICAID ADVOCATES         | 2633 | 27,052                   | 82,003             | 54,951              | 108,208                  | 82,003             | -26,205                  |             |
| HOSP SERV RENDERED LEVSON  | 2634 | 81,866                   | 58,464             | -23,402             | 327,464                  | 139,636            | -187,828                 |             |
| TUITION FEES               | 2635 |                          | -1                 | -1                  |                          | -1                 | -1                       |             |
| WITNESS FEES               | 2636 |                          | 757                | 757                 |                          | -1,743             | -1,743                   |             |
| MISC SERVICES & FEES       | 2637 | 42,198                   | 48,394             | 6,196               | 190,743                  | 201,382            | 10,639                   |             |
| MEDICAID CRISIS WORKERS    | 2639 | -13,243                  | 3,148              | 16,391              | -52,972                  | 12,239             | 65,211                   |             |
| CERTIFIED DOCUMENT FEES    | 2642 | 2,916                    | 2,775              | -141                | 11,666                   | 10,699             | -967                     |             |
| EMPLOYEE MAINTENANCE       | 2645 |                          | 4,262              | 4,262               |                          | 18,610             | 18,610                   |             |
| MH CASE MANAGEMENT         | 2646 | 240,222                  | 24,418             | -215,804            | 960,886                  | 1,246,323          | 285,437                  |             |
| TESTING FEES               | 2647 | 4,000                    |                    | -4,000              | 4,600                    | 7,000              | 2,400                    |             |
| SALE OF EGGS               | 2652 |                          |                    |                     |                          |                    |                          |             |
| SALE OF MAPS               | 2657 | 66                       |                    | -66                 | 602                      | 141                | -461                     |             |
| SALE OF BOOKS              | 2658 | 7,963                    |                    | -7,963              | 13,971                   | 186                | -13,785                  |             |
| SALE OF PRINTS             | 2660 | 290                      | 81                 | -209                | 705                      | 353                | -352                     |             |
| SALE OF SUPPLIES           | 2663 | 725                      | 605                | -120                | 2,670                    | 2,391              | -279                     |             |
| SALE FARM PRODUCTS         | 2664 |                          | -1,172             | -1,172              |                          |                    |                          |             |
| SALE CONFISCATED ARTICLES  | 2668 | 12,000                   |                    | -12,000             | 12,000                   |                    | -12,000                  |             |

Attachment A

## BUDGET MANAGEMENT SYSTEM

## REVENUE VARIANCE REPORT FOR OCTOBER 2000

FORM.....: E Undedicated Revenues  
Fund.....: 010 GENERAL FUND

Page: 9  
DATE: 11/28/00  
Program: c01.sqr

|                                         | RSRC | OCTOBER                  |                    |                     | YEAR-TO-DATE             |                    |                          |             |
|-----------------------------------------|------|--------------------------|--------------------|---------------------|--------------------------|--------------------|--------------------------|-------------|
|                                         |      | Estimated<br>Collections | Actual<br>Receipts | Monthly<br>Variance | Estimated<br>Collections | Actual<br>Receipts | Year-to-Date<br>Variance | Source Acct |
| SALE MAILING LISTS                      | 2669 | 3,834                    | 110                | -3,724              | 12,336                   | 3,954              | -8,382                   |             |
| LOTTERY TICKETS                         | 2670 |                          | 354                | 354                 |                          | 354                | 354                      |             |
| SALE GREASE TALLOW                      | 2671 | 500                      |                    | -500                | 2,500                    |                    | -2,500                   |             |
| SALE OF MEALS                           | 2674 | 160                      |                    | -160                | 641                      |                    | -641                     |             |
| SALE OF LODGING AND MEALS               | 2676 | 11,142                   | 14,595             | 3,453               | 36,109                   | 51,730             | 15,621                   |             |
| CLAIMS AGAINST VENDORS                  | 2678 |                          |                    |                     |                          |                    |                          |             |
| AUDIT RETURNS                           | 2680 |                          |                    |                     | 25,000                   | 2,613              | -22,387                  |             |
| OVERPAYMENTS TO BE REFUND               | 2681 |                          | -171               | -171                | 25                       | -14                | -39                      |             |
| SALE OF PUBL/COPIES/CERTS               | 2685 | 667                      | 385                | -282                | 1,642                    | 2,731              | 1,089                    |             |
| MISCELLANEOUS INCOME                    | 2686 | 10,350                   | 20,463             | 10,113              | 41,900                   | 188,639            | 146,739                  |             |
| CASH OVER SHORT FORGN EX                | 2689 |                          | 7,090              | 7,090               |                          | 115                | 115                      |             |
| RECOVERED COST                          | 2690 | 25,000                   | 8,058              | -16,942             | 50,000                   | 20,467             | -29,533                  |             |
| SERV AND FEES CHG OTHER D               | 2691 | 8,550                    | 3,037              | -5,513              | 31,950                   | 13,834             | -18,116                  |             |
| NAT POTATO FROM RECEIPTS                | 2692 |                          |                    |                     |                          | 20                 | 20                       |             |
| MR MED WAIVER-CASE MGMT                 | 2695 | 680,163                  |                    | -680,163            | 2,720,652                | 1,344,119          | -1,376,533               |             |
| NON-WAIVER CASE MGMT                    | 2696 | 34,555                   |                    | -34,555             | 138,220                  | 54,581             | -83,639                  |             |
| MEDICAID PROF SUPPORT SER               | 2697 | 10,448                   | 7,886              | -2,562              | 41,792                   | 73,535             | 31,743                   |             |
| ADMIN/COST ALLOCATION                   | 2698 | 621,254                  | 240,424            | -380,830            | 1,291,620                | 240,424            | -1,051,196               |             |
| <b>26 SERVICE CHARGES FOR CURR SERV</b> |      | <b>2,045,682</b>         | <b>911,654</b>     | <b>-1,134,028</b>   | <b>8,152,658</b>         | <b>5,981,320</b>   | <b>-2,171,338</b>        |             |
| INDIVIDUAL INCOME TAX                   | 2702 | -3,919,447               | -3,940,860         | -21,413             | -14,386,693              | -14,739,144        | -352,451                 |             |
| CORPORATE INCOME TAX                    | 2703 | -367,590                 | 26,084             | 393,674             | -1,475,945               | -1,023,561         | 452,384                  |             |
| SALES TAX TRANSFER TO REVENUE SHARING   | 2704 | -3,809,700               | -3,756,841         | 52,859              | -12,277,244              | -12,533,589        | -256,345                 |             |
| TRANSFER ALCOHOL PREMIUM                | 2705 | 118,289                  | 129,349            | 11,060              | 543,114                  | 582,799            | 39,685                   |             |
| TRANS FROM LIQUOR COMM                  | 2706 | 1,611,754                | 1,862,803          | 251,049             | 7,431,635                | 8,890,902          | 1,459,267                |             |
| TRANS FROM LOTTERY COMM                 | 2707 | 2,979,541                | 2,795,886          | -183,655            | 12,978,777               | 12,757,983         | -220,794                 |             |
| CONTRIBUTION FROM HWY FUN               | 2717 |                          |                    |                     | 153,201                  | 180,610            | 27,409                   |             |
| STACAP - FROM HIGHWAY FND               | 2718 | 85,276                   | 94,837             | 9,561               | 328,926                  | 472,949            | 144,023                  |             |
| CONT FROM OTHER SPEC REV                | 2719 | 2,500                    | 2,504              | 4                   | 19,462                   | 7,065              | -12,397                  |             |
| STACAP - OTH SPCL REV FND               | 2721 | 213,842                  | 182,896            | -30,946             | 653,108                  | 714,273            | 61,165                   |             |
| CONT FROM REV SHAR FUND                 | 2727 |                          |                    |                     |                          |                    |                          |             |
| FED BLOCK GRANT ST CAP                  | 2728 | 15,515                   | 15,583             | 68                  | 69,737                   | 77,262             | 7,525                    |             |
| STACAP - FEDRL EXPEND FND               | 2729 | 170,140                  | 128,326            | -41,814             | 731,866                  | 665,097            | -66,769                  |             |
| STACAP - ENTERPRISE FUNDS               | 2730 | 32,965                   | 19,134             | -13,831             | 107,929                  | 64,239             | -43,690                  |             |
| STACAP - INTRAGOVMTL FND                | 2731 | 23,936                   | 47,975             | 24,039              | 81,357                   | 161,409            | 80,052                   |             |
| STACAP - FROM TRUST FUNDS               | 2732 |                          |                    |                     |                          |                    |                          |             |
| STA-CAP HIGHWAY BOND FUND               | 2736 |                          | 49                 | 49                  |                          | 211                | 211                      |             |
| <b>27 CONTRIB AND TRANSFERS</b>         |      | <b>-2,842,979</b>        | <b>-2,392,275</b>  | <b>450,704</b>      | <b>-5,040,770</b>        | <b>-3,721,495</b>  | <b>1,319,275</b>         |             |
| SALE OF BUILDINGS                       | 2801 |                          | -11,000            | -11,000             |                          | -11,000            | -11,000                  |             |
| SALE OF EQUIPMENT                       | 2806 | 1,000                    | 8,347              | 7,347               | 3,200                    | 8,699              | 5,499                    |             |
| SALE OF STUMPAGE                        | 2816 |                          |                    |                     | 1,000                    | 20                 | -980                     |             |
| SALE OF AUTOS                           | 2821 |                          | 3,344              | 3,344               | 1,000                    | 3,344              | 2,344                    |             |
| <b>28 SALES AND COMP LOSS OF PROP</b>   |      | <b>1,000</b>             | <b>691</b>         | <b>-309</b>         | <b>5,200</b>             | <b>1,063</b>       | <b>-4,137</b>            |             |

Attachment A

## BUDGET MANAGEMENT SYSTEM

## REVENUE VARIANCE REPORT FOR OCTOBER 2000

FORM.....: E Undedicated Revenues  
Fund.....: 010 GENERAL FUND

Page: 10  
DATE: 11/28/00  
Program: c01.sqr

|                 | OCTOBER |                          |                    | Monthly<br>Variance | YEAR-TO-DATE             |                    |                          | Source Acct |
|-----------------|---------|--------------------------|--------------------|---------------------|--------------------------|--------------------|--------------------------|-------------|
|                 | RSRC    | Estimated<br>Collections | Actual<br>Receipts |                     | Estimated<br>Collections | Actual<br>Receipts | Year-to-Date<br>Variance |             |
| **** Total **** | 9999    | 187,862,464              | 175,728,620        | -12,133,844         | 632,052,691              | 639,888,480        | 7,835,789                |             |

Attachment A

## BUDGET MANAGEMENT SYSTEM

## REVENUE VARIANCE REPORT FOR OCTOBER 2000

PRELIMINARY; SUBJECT  
TO CHANGEFORM.....: E Undedicated Revenues  
Fund.....: 012 HIGHWAY FUNDPage: 1  
DATE: 11/28/00  
Program: c01.sqr

|                           | RSRC | OCTOBER                  |                    |                     | YEAR-TO-DATE             |                    |                          | Source Acct |
|---------------------------|------|--------------------------|--------------------|---------------------|--------------------------|--------------------|--------------------------|-------------|
|                           |      | Estimated<br>Collections | Actual<br>Receipts | Monthly<br>Variance | Estimated<br>Collections | Actual<br>Receipts | Year-to-Date<br>Variance |             |
| REAL EST TAX UNORGANIZED  | 0106 |                          | -60                | -60                 |                          |                    |                          |             |
| EXCISE TAX NON RES M V    | 0186 |                          | -28                | -28                 |                          | -168               | -168                     |             |
| 01 PROPERTY TAXES         |      |                          | -88                | -88                 |                          | -168               | -168                     |             |
| INHERIT TAX COLLATERAL    | 0221 |                          |                    |                     |                          |                    |                          |             |
| 02 INHERITANCE, ESTATE    |      |                          |                    |                     |                          |                    |                          |             |
| USE FUEL TAX              | 0311 | 2,467,936                | 3,775,009          | 1,307,073           | 8,817,533                | 11,310,425         | 2,492,892                |             |
| REFUNDS USE FUEL TAX      | 0312 | -48,000                  | -62,211            | -14,211             | -974,000                 | -1,041,723         | -67,723                  |             |
| TAX INT COMB ENGINE FUEL  | 0321 | 12,508,185               | 13,813,472         | 1,305,287           | 40,290,799               | 39,400,735         | -890,064                 |             |
| GAS TAX REFUNDS           | 0322 | -37,777                  | -44,482            | -6,705              | -162,685                 | -151,867           | 10,818                   |             |
| DIESEL OFF-HIGHWAY        | 0325 | -116,837                 | -137,072           | -20,235             | -998,836                 | -551,027           | 447,809                  |             |
| USE FUEL PENALTY AND INT  | 0326 | 1,950                    | -1,950             | -1,950              | 47,886                   | 343                | -47,543                  |             |
| GASOLINE SHRINKAGE        | 0333 | -55,268                  | -50,645            | 4,623               | -261,235                 | -243,253           | 17,982                   |             |
| 03 GASOLINE TAX           |      | 14,720,189               | 17,294,071         | 2,573,882           | 46,759,462               | 48,723,633         | 1,964,171                |             |
| TAX ON CIGARETTES         | 0511 |                          | -892               | -892                |                          |                    |                          |             |
| 05 TOBACCO PRODUCTS TAX   |      |                          | -892               | -892                |                          |                    |                          |             |
| USE TAX                   | 0623 |                          |                    |                     |                          |                    |                          |             |
| 06 OTHER SALES TAX        |      |                          |                    |                     |                          |                    |                          |             |
| AGENCY LICENSES-REN       | 0924 |                          | -750               | -750                |                          |                    |                          |             |
| 09 INSURANCE              |      |                          | -750               | -750                |                          |                    |                          |             |
| SEC ISSUERS REG FEES      | 1010 |                          | -1                 | -1                  |                          |                    |                          |             |
| 10 BANKING                |      |                          | -1                 | -1                  |                          |                    |                          |             |
| LIC PERMITS OUTDOOR ADVER | 1495 |                          | 120                | 120                 |                          | 120                | 120                      |             |
| 14 OTHER TAX SPECIAL      |      |                          | 120                | 120                 |                          | 120                | 120                      |             |
| REGISTRATION MOTOR VEHICL | 1501 | 3,458,908                | 3,585,538          | 126,630             | 13,924,542               | 15,484,579         | 1,560,037                |             |
| AUTO DRIVERS LICENSES     | 1502 | 526,220                  | 576,750            | 50,530              | 2,181,000                | 2,353,434          | 172,434                  |             |
| LICENSE RESTORATION FEES  | 1503 | 26,910                   | 63,463             | 36,553              | 343,210                  | 436,443            | 93,233                   |             |
| TITLE LAW                 | 1504 | 423,460                  | 515,703            | 92,243              | 1,808,000                | 2,059,141          | 251,141                  |             |
| INITIAL PLATE FEES        | 1505 | 93,890                   | 106,560            | 12,670              | 403,130                  | 361,525            | -41,605                  |             |
| OPERATORS EXAM FEES       | 1506 | 53,440                   | 69,265             | 15,825              | 257,250                  | 293,803            | 36,553                   |             |
| FEES TEMP DEALERS PLATES  | 1507 | 12,500                   | 14,579             | 2,079               | 55,330                   | 63,659             | 8,329                    |             |
| RES NUMBER FEES           | 1508 | 1,300                    | 2,580              | 1,280               | 6,000                    | 30,145             | 24,145                   |             |

Attachment B



## BUDGET MANAGEMENT SYSTEM

## REVENUE VARIANCE REPORT FOR OCTOBER 2000

FORM.....: E Undedicated Revenues  
Fund.....: 012 HIGHWAY FUND

Page: 2  
DATE: 11/28/00  
Program: c01.sqr

|                                         | RSRC | OCTOBER                  |                    |                     | YEAR-TO-DATE             |                    |                          |             |
|-----------------------------------------|------|--------------------------|--------------------|---------------------|--------------------------|--------------------|--------------------------|-------------|
|                                         |      | Estimated<br>Collections | Actual<br>Receipts | Monthly<br>Variance | Estimated<br>Collections | Actual<br>Receipts | Year-to-Date<br>Variance | Source Acct |
| DUP AUTO PLATES                         | 1509 | 8,380                    | 7,905              | -475                | 38,860                   | 31,360             | -7,500                   |             |
| DUPLICATE TABS                          | 1510 | 640                      | 522                | -118                | 2,940                    | 2,033              | -907                     |             |
| DUP CERTIFICATE                         | 1511 | 38,640                   | 45,393             | 6,753               | 166,790                  | 182,703            | 15,913                   |             |
| REGISTRATION INCREASE                   | 1512 | 60,680                   | 53,814             | -6,866              | 268,270                  | 252,213            | -16,057                  |             |
| REG PLATE EQUIP & PROD PRG              | 1520 | 91,000                   | 210,093            | 119,093             | 285,800                  | 210,093            | -75,707                  |             |
| IFTA APPL FEE                           | 1525 | 10,650                   | 20,070             | 9,420               | 13,440                   | 21,760             | 8,320                    |             |
| FUEL USE PERMITS                        | 1530 | 5,850                    | 1,429              | -4,421              | 7,760                    | 10,932             | 3,172                    |             |
| FEE CERTIFICATE PERMITS                 | 1531 | 43,020                   | 59,973             | 16,953              | 149,255                  | 291,936            | 142,681                  |             |
| TRANSPORTER PERMITS                     | 1532 | 5,950                    | 7,346              | 1,396               | 22,490                   | 25,406             | 2,916                    |             |
| TRANSFER FEE                            | 1533 | 64,200                   | 71,702             | 7,502               | 249,560                  | 269,883            | 20,323                   |             |
| MOTOR VEH REFUNDS                       | 1541 |                          | 128,616            | 128,616             |                          | -8,466             | -8,466                   |             |
| EXCISE TAX TRUCKS                       | 1560 | 1,030,200                |                    | -1,030,200          | 1,030,200                |                    | -1,030,200               |             |
| SPECIAL LEGISLATIVE PLATE               | 1595 |                          |                    |                     |                          |                    |                          |             |
| ENVIRONMENTAL PLATES                    | 1596 |                          | 40                 | 40                  | 55,830                   | 36,671             | -19,159                  |             |
| UNIVERSITY OF MAINE LICENSE PLATES      |      | 4,200                    | 10,375             | 6,175               | 18,990                   | 39,925             | 20,935                   |             |
| <b>15 M/V LICENSE RELATED FEES</b>      |      | <b>5,960,038</b>         | <b>5,551,716</b>   | <b>-408,322</b>     | <b>21,288,647</b>        | <b>22,449,178</b>  | <b>1,160,531</b>         |             |
| M V INSPECTION STICKERS                 | 1922 | 104,974                  | 88,595             | -16,379             | 482,963                  | 482,244            | -719                     |             |
| DRIVER EDUCA COMMER LICEN               | 1924 | 1,880                    | 2,675              | 795                 | 5,640                    | 6,905              | 1,265                    |             |
| DRIVERS EDUCA INSTR LICEN               | 1925 | 1,032                    | 2,260              | 1,228               | 6,352                    | 9,041              | 2,689                    |             |
| INSPECTION MECHANIC'S CET               | 1926 | 114                      | 117                | 3                   | 480                      | 485                | 5                        |             |
| TRAFFIC MOVEMENT PERMITS                | 1929 | 4,166                    | 500                | -3,666              | 16,664                   | 14,681             | -1,983                   |             |
| PERMIT TO OPEN HWYS                     | 1931 | 5,000                    | 24,257             | 19,257              | 40,000                   | 67,032             | 27,032                   |             |
| PERMIT TO USE HWYS COMM                 | 1932 | 43,380                   | 113,362            | 69,982              | 149,280                  | 148,465            | -815                     |             |
| <b>19 OTHER TAXES</b>                   |      | <b>160,546</b>           | <b>231,766</b>     | <b>71,220</b>       | <b>701,379</b>           | <b>728,853</b>     | <b>27,474</b>            |             |
| DOT FINES                               | 2002 | 125,000                  | 147,519            | 22,519              | 625,000                  | 725,738            | 100,738                  |             |
| <b>20 FINES, FORFEITS AND PENALTIES</b> |      | <b>125,000</b>           | <b>147,519</b>     | <b>22,519</b>       | <b>625,000</b>           | <b>725,738</b>     | <b>100,738</b>           |             |
| EARNINGS ON INVESTMENTS                 | 2105 | 150,000                  | 441,956            | 291,956             | 425,000                  | 1,349,339          | 924,339                  |             |
| <b>21 REVENUE FROM USE OF MONEY</b>     |      | <b>150,000</b>           | <b>441,956</b>     | <b>291,956</b>      | <b>425,000</b>           | <b>1,349,339</b>   | <b>924,339</b>           |             |
| SERVICES OUTSIDE AGENCIES               | 2438 |                          | 380                | 380                 |                          | 760                | 760                      |             |
| HWY SERVICES OUTSIDE AGEN               | 2441 |                          | 1,693              | 1,693               |                          | 5,165              | 5,165                    |             |
| <b>24 CITIES AND TOWNS</b>              |      |                          | <b>2,073</b>       | <b>2,073</b>        |                          | <b>5,925</b>       | <b>5,925</b>             |             |
| PRIV CONTR FOR OTHER PURP               | 2526 |                          | 86                 | 86                  |                          | 258                | 258                      |             |
| <b>25 PRIVATE SOURCES</b>               |      |                          | <b>86</b>          | <b>86</b>           |                          | <b>258</b>         | <b>258</b>               |             |
| CAMP LEASES                             | 2608 |                          |                    |                     |                          | 2,860              | 2,860                    |             |
| JURY DUTY REIMB                         | 2611 | 100                      | 362                | 262                 | 800                      | 372                | -428                     |             |

Attachment B

## BUDGET MANAGEMENT SYSTEM

## REVENUE VARIANCE REPORT FOR OCTOBER 2000

FORM.....: E Undedicated Revenues  
Fund.....: 012 HIGHWAY FUND

Page: 3  
DATE: 11/28/00  
Program: c01.sqr

|                                          | RSRC        | OCTOBER               |                   |                  | YEAR-TO-DATE          |                   |                       | Source Acct |
|------------------------------------------|-------------|-----------------------|-------------------|------------------|-----------------------|-------------------|-----------------------|-------------|
|                                          |             | Estimated Collections | Actual Receipts   | Monthly Variance | Estimated Collections | Actual Receipts   | Year-to-Date Variance |             |
| INSPECTION SERVICES                      | 2621        | 5,000                 |                   | -5,000           | 11,000                |                   | -11,000               |             |
| FILING FEES                              | 2632        |                       |                   |                  |                       | 175               | 175                   |             |
| TUITION FEES                             | 2635        |                       | -1                | -1               |                       | -1                | -1                    |             |
| WITNESS FEES                             | 2636        |                       | 445               | 445              |                       | 689               | 689                   |             |
| MISC SERVICES & FEES                     | 2637        | 279,788               | 402,954           | 123,166          | 1,095,912             | 990,427           | -105,485              |             |
| IDENT CARD FEES                          | 2638        | 6,060                 | 6,395             | 335              | 25,780                | 26,805            | 1,025                 |             |
| MEDICAID CRISIS WORKERS                  | 2639        |                       |                   |                  |                       | -5                | -5                    |             |
| SALE OF PLANS AND SPECIFA                | 2656        | 9,000                 | 1,332             | -7,668           | 25,000                | 24,240            | -760                  |             |
| SALE OF BOOKS                            | 2658        | 365                   | 325               | -40              | 1,785                 | 1,625             | -160                  |             |
| SALE OF PRINTS                           | 2660        | 375                   | 121               | -254             | 998                   | 530               | -468                  |             |
| LOTTERY TICKETS                          | 2670        |                       | 532               | 532              |                       | 532               | 532                   |             |
| SALE OF PUBL/COPIES/CERTS                | 2685        | 200                   | 455               | 255              | 500                   | 1,674             | 1,174                 |             |
| MISCELLANEOUS INCOME                     | 2686        | 128,475               | 80,497            | -47,978          | 549,310               | 289,257           | -260,053              |             |
| CASH OVER SHORT FORGN EX                 | 2689        |                       | 763               | 763              |                       | 4,119             | 4,119                 |             |
| SERV AND FEES CHG OTHER D                | 2691        | 26,865                | 19,544            | -7,321           | 102,476               | 106,830           | 4,354                 |             |
| <b>26 SERVICE CHARGES FOR CURR. SERV</b> |             | <b>456,228</b>        | <b>513,724</b>    | <b>57,496</b>    | <b>1,813,561</b>      | <b>1,450,129</b>  | <b>-363,432</b>       |             |
| SALE OF LAND                             | 2802        | 5,000                 |                   | -5,000           | 22,000                | 75,900            | 53,900                |             |
| SALE OF EQUIPMENT                        | 2806        |                       | 4,642             | 4,642            |                       | 10,928            | 10,928                |             |
| SALE OF AUTOS                            | 2821        |                       | 127,864           | 127,864          | 45,000                | 127,864           | 82,864                |             |
| OTHER SETTLEMENTS                        | 2830        | 5,000                 | 203               | -4,797           | 6,200                 | 203               | -5,997                |             |
| INSURANCE SETTLEMENT OTHE                | 2832        | 500                   |                   | -500             | 2,000                 | 460               | -1,540                |             |
| <b>28 SALES AND COMP LOSS OF PROP</b>    |             | <b>10,500</b>         | <b>132,709</b>    | <b>122,209</b>   | <b>75,200</b>         | <b>215,355</b>    | <b>140,155</b>        |             |
| <b>**** Total ****</b>                   | <b>9999</b> | <b>21,582,501</b>     | <b>24,314,009</b> | <b>2,731,508</b> | <b>71,688,249</b>     | <b>75,648,360</b> | <b>3,960,111</b>      |             |

Attachment B

## REVENUE FORECASTING COMMITTEE

## Memorandum

November 14, 2000

**TO:** Governor Angus S. King, Jr.  
 Members, Legislative Council  
 Members, Joint Standing Committee on Appropriations & Financial Affairs  
 Members, Joint Standing Committee on Taxation  
 Members, Joint Standing Committee on Transportation

**FROM:** Laurie Lachance, Chair, Revenue Forecasting Committee

**RE: 11/7/00 REVENUE FORECASTING COMMITTEE REPROJECTIONS**

The Revenue Forecasting Committee met last week in order to finalize our work for fiscal years 2000-01 through 2004-05. Listed below are summaries of our reprojections for fiscal years 2000-01, 2001-02 and 2002-03, along with our new projections for fiscal years 2003-04 and 2004-05.

Listed below are the net reprojected numbers and the new projections, organized by fiscal year and fund. These numbers were just finalized yesterday as the Bureau of the Budget and the Office of Fiscal and Program Review made technical adjustments to some of the projections.

|                         | <u>General Fund</u><br>(\$ in Millions) | <u>Highway Fund</u><br>(\$ in Millions) | <u>Fund for a Healthy Maine</u><br>(\$ in Millions) |
|-------------------------|-----------------------------------------|-----------------------------------------|-----------------------------------------------------|
| <b>Reprojections:</b>   |                                         |                                         |                                                     |
| FY 01                   | \$ 14.89                                | \$ 8.19                                 | \$ 0.12                                             |
| Biennium                | \$ 14.89                                | \$ 8.19                                 | \$ 0.12                                             |
| FY 02                   | \$ 13.42                                | \$ 8.54                                 | (\$ 0.45)                                           |
| FY 03                   | \$ 16.54                                | \$ 10.17                                | (\$ 0.56)                                           |
| Biennium                | \$ 29.96                                | \$ 18.71                                | (\$ 1.01)                                           |
| <b>New Projections:</b> |                                         |                                         |                                                     |
| FY 04                   | \$2,734.32                              | \$ 269.60                               | \$ 51.04                                            |
| FY 05                   | \$2,872.10                              | \$ 272.40                               | \$ 51.61                                            |
| Biennium                | \$5,606.42                              | \$ 542.00                               | \$ 102.65                                           |

We now turn our efforts toward finalizing our report to you, due no later than December 1, 2000. In the meantime, please contact me or other members of the Committee should you have any questions or need additional information.

cc: Members, Revenue Forecasting Committee  
 Members, Consensus Economic Forecasting Commission  
 Janet Waldron, Commissioner, DAFS  
 Mike Allen, Revenue Services  
 Jerry Stanhope, Revenue Services  
 Galen Rose, State Planning Office  
 Dana Evans, MDOL  
 Julie Jones, OFPR  
 Lock Kiermaier, OFPR  
 Tim Lect, OFPR

**MAINE STATE LEGISLATURE  
Legislative Council  
Migration Project Status  
November 29, 2000**

**Wang Bill Drafting – Supporting 120<sup>th</sup> bill drafting**

**New Bill Drafting System:**

- All hardware (servers and data storage units) is installed and running
- Database, document drafting/management, sentiment drafting, and report writer software installed
- System requirements document pending final Compaq and user review
- Discussions with Compaq on actual contractual costs underway

**Legislative Data Repository (LDR):**

- LDR is the gateway for passing data between legislative systems
- LDR database is built and being tuned
- Coordination with International Roll Call on data transfer between bill drafting systems and the Legislative Management System underway
- Providing support for IRC's mock session test during the week of 12/11/00



**Maine State Legislature**  
**OFFICE OF POLICY AND LEGAL ANALYSIS**

13 State House Station, Augusta, Maine 04333-0013  
Telephone: (207) 287-1670  
Fax: (207) 287-1275

## Memorandum

---

**TO:** The Honorable Mark W. Lawrence, Chair  
The Honorable G. Steven Rowe, Vice-Chair  
Legislative Council  
And Honorable Members of the Legislative Council

**FROM:**   
David E. Boulter, Director

**DATE:** November 29, 2000

**RE:** Interim Studies

Attached is a summary of the status of legislative studies authorized for this interim. As you will see, the study commissions are underway and are generally on track to meet their reporting deadlines.

Several study committees have completed their studies and issued final reports. Most others will be finishing their work by the end of December.

I would be happy to answer any questions you may have or to provide additional information.

DEB/vmp

Attachment (Progress Report, as of 11/29/00)

G:\STUDIES\Studstattransmit11-29.doc

**Progress Report on Legislative Studies**  
**(Studies authorized or undertaken during 119th Legislature, 2nd Regular Session)**  
**Status as of Wednesday, November 29, 2000**

| <b><u>Study Commission</u></b>                                                                                                                                                                                            | <b><u>Date First Convened</u></b> | <b><u>Date, Time &amp; Location of Next Meeting</u></b>           | <b><u>Report Date</u></b>              | <b><u>Status/Progress of Study Commission</u></b>                                                                                                                                                                  |
|---------------------------------------------------------------------------------------------------------------------------------------------------------------------------------------------------------------------------|-----------------------------------|-------------------------------------------------------------------|----------------------------------------|--------------------------------------------------------------------------------------------------------------------------------------------------------------------------------------------------------------------|
| <b>Access to Private and Public Lands in Maine</b> , Committee to Study (HP 1951)                                                                                                                                         | 8/14/00                           | not scheduled                                                     | 12/15/00                               | Four public meetings have been held – 8/14 at Pittston Farms, 8/28 in Ashland, 9/19 in Augusta and 10/17 in Rangeley. Meetings were also held on 11/14 in Millinocket and 11/28 in Augusta.                        |
| <b>Bomb Threats in Maine Schools</b> , Joint Study Committee to Study (HP 1938)                                                                                                                                           | 8/17/00                           | No more meetings                                                  | 11/01/00                               | Held 3 public hearings, 2 meetings. Finalized findings & recommendations. Report issued. Legislation being drafted.                                                                                                |
| <b>Child Abuse</b> , Commission on the Study and Prevention of (HP 1930)                                                                                                                                                  | 9/5/00                            | Meetings completed                                                | 11/01/00                               | Report issued 11/01/00.                                                                                                                                                                                            |
| <b>Council on Children and Families</b> and the Governor's Children's Cabinet (on-going) (LD 2679) PL 1999, c. 785                                                                                                        | N/A                               | N/A                                                               | Annually                               | Meets 3 times a year                                                                                                                                                                                               |
| <b>Decriminalization of the Criminal Laws of Maine</b> , Committee to Study Further (HP 1914)                                                                                                                             | 9/12/00                           | -----                                                             | 12/15/00                               | Staff completed draft report and final recommendations; committee reviewing draft; final meeting may be necessary to review and resolve questions.                                                                 |
| <b>Domestic Violence</b> , Commission to Study (LD 2651) Resolves 1999, c. 126                                                                                                                                            | 9/27/00                           | Mon, 12/18/00<br>1:00<br>Rm 126 SH                                | 12/05/01                               | Two meetings held; commission identified areas of concern and agendas set for next 2 meetings; next meeting will be held December 18, where commission will outline plans for meeting during session as necessary. |
| <b>Economic Development Incentive Commission</b> (5 MRSA §10370-L, §§5)                                                                                                                                                   |                                   | 12/07/00<br>Rm 228 SH                                             | 12/1/00 target; deadline not specified | Draft report being reviewed.                                                                                                                                                                                       |
| <b>Educational Programming at Juvenile Correctional Facilities</b> , Improve (LD 2608) [a: Task Force on Educational Programming at Juvenile Correctional Facilities; b: Policy Review Council] (LD 2608) PL 1999, c. 770 | 9/15/00                           | 11/30/00<br>9-12<br>Rm 127 SH<br><br>12/07/00<br>9-4<br>Rm 427 SH | 12/15/00                               | Task Force has held 3 of 4 approved meetings. Task Force requesting approval for one additional meeting to complete review of recommendations. Anticipate meeting 12/15/00 report date.                            |
| <b>Environmental Leadership Program</b> , Commission to Study the Establishment of an (LD 1562) Resolves 1999, c. 134                                                                                                     | Appointments completed            | not scheduled                                                     | 01/15/01                               | Appointments completed. First meeting anticipated in December. This is a 2-year study.                                                                                                                             |
| <b>Foreign Investments and Foreign Purchasing by the State</b> , Commission to Study Economically and Socially Just Policies for (LD 2461) Resolves 1999, c. 135                                                          | 9/25/00                           | 11/30/00<br>12/14/00                                              | 12/31/00                               | Third meeting 11/30/00. 1 more meeting scheduled. Will formulate recommendations at 11/30 meeting.                                                                                                                 |

**Progress Report on Legislative Studies**  
**(Studies authorized or undertaken during 119th Legislature, 2nd Regular Session)**  
**Status as of Wednesday, November 29, 2000**

| <b><u>Study Commission</u></b>                                                                                                                                                                             | <b><u>Date First Convened</u></b> | <b><u>Date, Time &amp; Location of Next Meeting</u></b>                                                                                                                                                                                 | <b><u>Report Date</u></b>                  | <b><u>Status/Progress of Study Commission</u></b>                                                                                                                                           |
|------------------------------------------------------------------------------------------------------------------------------------------------------------------------------------------------------------|-----------------------------------|-----------------------------------------------------------------------------------------------------------------------------------------------------------------------------------------------------------------------------------------|--------------------------------------------|---------------------------------------------------------------------------------------------------------------------------------------------------------------------------------------------|
| <b>Forest Products Industry</b> , Round Table to Study Economic and Labor Issues Relating to the (LD 2005) Resolves 1999, c. 124                                                                           | 10/25/00                          | <u>Market Forces Working Group</u><br>Thur, 11/30/00 **<br>10:00<br>Me. Forest Serv. Regional HQ,<br>Old Town<br><br><u>Logging Labor Force Working Group</u><br>Fri, 12/01/00 **<br>10:00<br>Me. Forest Serv. Regional HQ,<br>Old Town | 12/05/01                                   | Held 1 meeting and 3 subcommittee meetings as of 11/27/00. 6 additional subcommittee meetings are scheduled for Nov. & Dec.                                                                 |
| <b>Gas Tax Revenues Attributable to Snowmobiles, All-terrain Vehicles and Watercraft</b> , Commission to Study Equity in the Distribution of (LD 2645) Resolves 1999, c. 131                               | 8/29/00                           | Wed, 11/29/00<br>(final meeting)                                                                                                                                                                                                        | 12/06/00                                   | Commission will be submitting legislation to reauthorize itself for another year.                                                                                                           |
| <b>Gasoline and Fuel Prices</b> , Committee on (HP 1774)                                                                                                                                                   | 9/7/00                            | 11/27/00<br>(final meeting)                                                                                                                                                                                                             | 12/15/00                                   | Committee held its final meeting November 27 and reviewed draft report. On schedule for issuing report.                                                                                     |
| <b>Governor Baxter School for the Deaf and to Continue Oversight of Multi-agency Cooperation</b> , Committee to Develop a Compensation Program for Victims of Abuse at the (LD 1620) Resolves 1999, c. 127 |                                   | Meetings completed                                                                                                                                                                                                                      | 11/01/00<br>Received extension to 12/1/00  | Committee completed meetings and public hearing. Report drafted and committee reviewing; legislation drafted and committee reviewing.                                                       |
| <b>Growth Management</b> , Task Force to Study (JO SP 1090)                                                                                                                                                | 8/31/00                           | 12/13/00 or 12/15/00<br>(tentative)                                                                                                                                                                                                     | 11/01/00<br>Received extension to 12/15/00 | The Task Force is receiving public comment on its proposals on 11/29 and will hold its final meeting either 12/13 or 12/15. Legislation will be submitted as part of the Task Force report. |
| <b>Home-Heating Costs</b> , Reduce Burden of (Resolves 1999, c. 132)                                                                                                                                       | 8/30/00                           | N/A                                                                                                                                                                                                                                     | 11/1/00                                    | Submitted report.                                                                                                                                                                           |
| <b>Income Tax Exemptions</b> (36 MRSA §197-199)                                                                                                                                                            | 8/24/00                           | Not scheduled                                                                                                                                                                                                                           | 1/1/01                                     | Drafting report for committee review.                                                                                                                                                       |
| <b>Internet Policy</b> , Blue Ribbon Commission to Establish a Comprehensive (LD 2557) PL 1999, c. 762                                                                                                     | 1999                              | Meetings completed                                                                                                                                                                                                                      | 11/15/00                                   | Commission members are reviewing final report. Legislation has been submitted.                                                                                                              |
| <b>Judicial Compensation Commission</b> (4 MRSA §1701)                                                                                                                                                     |                                   | Meetings completed                                                                                                                                                                                                                      | 12/1/00                                    | Report submitted 11/00.                                                                                                                                                                     |

**Progress Report on Legislative Studies**  
**(Studies authorized or undertaken during 119th Legislature, 2nd Regular Session)**  
**Status as of Wednesday, November 29, 2000**

| <b><u>Study Commission</u></b>                                                                                                                                    | <b><u>Date First Convened</u></b> | <b><u>Date, Time &amp; Location of Next Meeting</u></b>                                                   | <b><u>Report Date</u></b>                 | <b><u>Status/Progress of Study Commission</u></b>                                                                                                                                                                       |
|-------------------------------------------------------------------------------------------------------------------------------------------------------------------|-----------------------------------|-----------------------------------------------------------------------------------------------------------|-------------------------------------------|-------------------------------------------------------------------------------------------------------------------------------------------------------------------------------------------------------------------------|
| <b>Learning Technology Endowment</b> , Task Force on the Maine (LD 2510), PL 1999, c. 731, Part FFF                                                               | 9/7/00                            | 12/11/00<br>9-3<br>Rm 228 SH<br><br>12/18/00<br>9-3<br>Location TBA<br><br>1/08/01<br>9-4<br>Location TBA | 1/15/01                                   | Task Force has held 6 of 7 approved meetings. Task Force requesting approval for two additional meetings to complete review of recommendations. Anticipate meeting 1/15/01 report date approved by Legislative Council. |
| <b>MCJUSTIS/MEJIS</b> - Errors and Inconsistencies in the Laws of Maine, Correct (LD 2334) PL 1999, c. 790                                                        | 1998                              |                                                                                                           | 01/31/01                                  | Staff is working w/CLAC and ROS on final legislation. Side-by-sides distributed for review and comments. Final Report to be prepared by MCJUSTIS.                                                                       |
| <b>Performance Budgeting</b> , Commission on (5 MRSA c. 1510C)                                                                                                    |                                   |                                                                                                           | 1/15/01                                   |                                                                                                                                                                                                                         |
| <b>Psychiatric Treatment Initiative</b> , Joint Select Committee on the (JO - HP 1955)                                                                            | 9/11/00                           | no more meetings                                                                                          | 11/1/00                                   | Report issued 11/1/00.                                                                                                                                                                                                  |
| <b>Purchasing Alliance to Ensure Access to Health Care for all Maine Citizens</b> , Joint Select Committee to Study the Creation of a Public/Private (HP 1857)    | 9/19/00                           | 11/28/00                                                                                                  | 12/01/00                                  | Final meeting on 11/28 to review report and legislation. Expect to finalize by 12/1 report date.                                                                                                                        |
| <b>Retail Rate Reimbursement for Parts &amp; Labor</b> (PL 1999, c. 766)                                                                                          | 8/10/00                           | no more meetings                                                                                          | 11/1/00<br>Requested extension to 12/1/00 | Submitted report.                                                                                                                                                                                                       |
| <b>Retirement System</b> , Study Pension Plan Design and Benefits Under the Maine State ( <u>Labor Committee's interim work</u> ) (LD 835)                        | 6/26/00                           | 11/00                                                                                                     | N/A                                       | Nov. meeting has been scheduled. Will need at least 1 additional meeting. No report is required, but will be a recommendation to next session's Labor Committee.                                                        |
| <b>Joint Rules</b> , Joint Select Committee on                                                                                                                    | 9/7/00                            | none scheduled                                                                                            | 09/29/00                                  | Draft report under review.                                                                                                                                                                                              |
| <b>Salmonoid Sport Fish in Maine</b> , Commission to Study the Needs and Opportunities Associated with the Production of (LD 986) Resolves 1999, c. 82 (on-going) | 1999                              | Tues, 12/5/00<br>10:00 – 3:00<br>Rm 427 SH                                                                | 9/30/00<br>Received extension to 12/31/00 | Will be submitting a report by the end of December.                                                                                                                                                                     |
| <b>School-based Health Care Services</b> , Joint Select Committee on (HP 1864)                                                                                    | 8/15/00                           | Meetings completed                                                                                        | 12/01/00                                  | Final report and recommendations being reviewed; expect to meet 12/1 deadline.                                                                                                                                          |



## **Progress Report on Legislative Studies**

(Studies authorized or undertaken during 119th Legislature, 2nd Regular Session)

Status as of Wednesday, November 29, 2000

| <u><b>Study Commission</b></u>                                                                                                      | <u><b>Date First Convened</b></u> | <u><b>Date, Time &amp; Location of Next Meeting</b></u> | <u><b>Report Date</b></u>                                 | <u><b>Status/Progress of Study Commission</b></u>                                                                                                                              |
|-------------------------------------------------------------------------------------------------------------------------------------|-----------------------------------|---------------------------------------------------------|-----------------------------------------------------------|--------------------------------------------------------------------------------------------------------------------------------------------------------------------------------|
| <b>Solid Waste Hauling and Disposal Industry</b> , Task Force to Study Market Power Issues Related to the (LD 2442) PL 1999, c. 773 | 8/28/00                           | Mon, 12/11/00<br>Time & Location TBA                    | 12/6/00<br>Interim Report<br><br>12/5/01<br>Final Report  | Final meeting scheduled for 12/11. Seeking extension of report deadline to 12/15.                                                                                              |
| <b>State Compensation Commission</b> (3 MRSA §2-B)                                                                                  |                                   | not scheduled                                           | 1/1/02                                                    | No plans to meet                                                                                                                                                               |
| <b>Veterans of the Vietnam War</b> , Resolve to Recognize in the State House Hall of Flags (LD 2471) Resolves 1999, c. 113          | 9/25/00                           | no more meetings                                        | 11/1/00<br><br>12/01/01<br>Proposed new final report date | Report issued in Nov. 2000. Legislation being submitted to continue commission to 12/01.                                                                                       |
| <b>Wildlife and Fish</b> , Citizens Advisory Committee to Secure the Future of Maine's Resolves 1999, c. 86 (on-going)              | 10/99                             | not scheduled                                           | 12/15/00                                                  | 2 yr. study. Committee has met numerous times since Oct. 99 as full committee and as subcommittee. Will not meet 12/15/00 reporting deadline; may request a 1 month extension. |
| <b>Year 2000 Computer Problem</b> , Joint Select Committee on the Year (JO SP 190) (continuation)                                   | 1999                              | No more meetings planned                                | none                                                      | Interim report issued 12/99. No more meetings planned. Completed as of December 6 <sup>th</sup> .                                                                              |

G:\STUDIES\STATSTUDIES7-00.DOC 11/28/00 4:26 PM

**DRAFT**



## **REPORT OF THE HALL OF FLAGS COMMITTEE**

Sen. Beverly C. Daggett, Senate Chair  
Sen. Richard J. Carey  
Sen. Paul T. Davis, Jr.  
Sen. Norman K. Ferguson, Jr.

Rep. Scott W. Cowger, House Chair  
Rep. David R. Madore  
Rep. Michael W. Quint  
Rep. Ronald E. Usher

Staff: Jim Clair, Acting Executive Director  
Legislative Council  
115 State House Station  
Augusta, Maine 04333  
(207) 287-1615

J.R. Phillips, Director  
Maine State Museum  
83 State House Station  
Augusta, Maine 04333  
(207) 287-6607

**DRAFT**

# **HALL OF FLAGS COMMITTEE**

## **Table of Contents**

|                                                        | <u>Page</u> |
|--------------------------------------------------------|-------------|
| • Background                                           | 1           |
| • Discussion                                           | 1           |
| • Recommendations                                      | 2           |
| • Appendices:                                          |             |
| » Legislative Council authorization: February 29, 2000 | A           |
| » November 16, 2000 Meeting Materials                  | B           |
| » Three Fiscal Year budget estimates                   | C           |
| » Conservation Estimates for State House Portraits     | D           |

**DRAFT**

## **HALL OF FLAGS COMMITTEE**

### **Background**

On February 29, 2000 the Legislative Council authorized the removal of Maine's flags from their cases in the Hall of Flags, second floor of the State House. This action was related to the impending renovations of the West Wing, and the possibility that the flags could be negatively impacted by the construction activity. At the same time, Council authorized the Chair, Senate President Lawrence, to appoint a committee to work with the Maine State Museum to develop plans for the display of flags in the State House when the renovations have been completed. Appendix A provides a copy of the meeting summary from that February 29, 2000 Legislative Council meeting.

On October 25, 2000 the Maine State Museum made a presentation to the Legislative Council seeking support for the funding with which to install replicas of certain Maine flags in the Hall of Flags, stabilize our existing flags and create a long-term flag exhibit functionality at the Maine State Museum. As well, the Museum sought funds to refurbish part of the "State House Portrait Collection", comprised of 134 portraits and 14 other works (i.e., landscape, architecture and illustrative paintings and drawings.) The Museum had requested, in aggregate, \$722,600 as part of the Governor's "Emergency FY 01 Budget" process. The Administration, in turn, had sought input from the Legislative Council concerning the request.

### **Discussion**

The Hall of Flags Committee met twice in fulfillment of their duties. Summaries of those meetings can be found below. At the first meeting, Senator Daggett and Rep. Cowger were elected to serve as Senate and House Chair, respectively. The Committee also decided to not take votes as most issues before them were agreed to by unanimous consent. Those issues for which there was not agreement are noted on page 2.

#### **November 16, 2000 Meeting:**

Seven members, along with representatives from the Maine State Museum, the Maine Historic Preservation Commission, Weinrich and Burt Associates, Friends of the Maine State Museum and Legislative Council staff met on November 16, 2000. They toured the Hallowell Annex where many of the flags are presently being stored, as well as various parts of the Museum related to a possible flag exhibit. The tours were followed by a business meeting, the results of which can be found in the Recommendations on page 2.

#### **November 29, 2000 Meeting:**

The Committee also met briefly at the State House to review the draft report and discuss their presentation to the Legislative Council later that day.

# DRAFT

## Recommendations

### Unanimous agreement:

1. None of Maine's original flags should be hung again in the Hall of Flags. They are too fragile and would be subject to further deterioration should this occur;
2. Preserving Maine's flags is the Committee's top priority;
3. It is impractical to have the "display drawers/files" (i.e., capable of storing Maine's flags horizontally) in the Hall of Flags;
4. A visual display in the Hall of Flags, in the form of replicas of certain Maine flags is appropriate;
5. Refurbishing Maine's State House portraits are also an important priority; and
6. The Legislature should support funding for the flags and portraits as follows (see Appendix C and Appendix D for more details):

|             | <u>FY 01</u>     | <u>FY 02</u>     | <u>FY 03</u>     | <u>3-YR. TOTAL</u> |
|-------------|------------------|------------------|------------------|--------------------|
| • Flags     | \$123,100        | \$152,900        | \$ 69,000        | \$345,000          |
| • Portraits | <u>\$100,000</u> | <u>\$100,000</u> | <u>\$100,000</u> | <u>\$300,000</u>   |
| • TOTALS    | \$223,100        | \$252,900        | \$169,000        | \$645,000          |

### No Unanimous agreement:

1. The location of a personal computer, or possibly a "touch screen display", as costed out and included above, that would provide some amount of information about Maine's flags. Some members of the Committee felt it should be in, or near, the Hall of Flags, while other members felt it should be located somewhere else in the State House;
2. Vietnam War memorial???

## **Appendix A**

### **Legislative Council Authorization of a Hall of Flags Committee (February 29, 2000)**

SEN. MARK W. LAWRENCE  
CHAIR

REP. G. STEVEN ROWE  
VICE-CHAIR



119th MAINE STATE LEGISLATURE  
LEGISLATIVE COUNCIL

SEN. CHELLIE PINGREE  
SEN. JANE A. AMERO  
SEN. ANNE M. RAND  
SEN. RICHARD A. BENNETT  
REP. MICHAEL V. SAXL  
REP. THOMAS W. MURPHY, JR.  
REP. DAVID C. SHIAH  
REP. RICHARD H. CAMPBELL

SARAH C. TUBBESING  
EXECUTIVE DIRECTOR

**MEETING SUMMARY**  
**FEBRUARY 29, 2000**  
**Approved March 27, 2000**

**CALL TO ORDER**

The Chair, Senate President Lawrence, called the Council to order at 2:45 p.m. in Room 427, the Banking and Insurance Committee Room.

**ROLL CALL**

|                       |                                                                                                                                                                                                                                                                                                                                                                                                                                                                                   |
|-----------------------|-----------------------------------------------------------------------------------------------------------------------------------------------------------------------------------------------------------------------------------------------------------------------------------------------------------------------------------------------------------------------------------------------------------------------------------------------------------------------------------|
| Senators:             | President Lawrence, Sen. Pingree, Sen. Amero,<br>Sen. Rand, Sen. Bennett                                                                                                                                                                                                                                                                                                                                                                                                          |
| Representatives:      | Speaker Rowe, Rep. Saxl, Rep. Murphy,<br>Rep. Shiah, Rep. Campbell                                                                                                                                                                                                                                                                                                                                                                                                                |
| Legislative Officers: | Joy O'Brien, Secretary of the Senate<br>Joseph Mayo, Clerk of the House<br>Millicent MacFarland, Assistant Clerk<br>of the House<br>Sally Tubbesing, Executive Director,<br>Legislative Council<br>James Clair, Director, Office of Fiscal<br>and Program Review<br>David Boulter, Director, Office of Policy<br>and Legal Analysis<br>Margaret Matheson, Revisor of Statutes<br>Lynn Randall, State Law Librarian<br>Paul Mayotte, Director, Legislative<br>Information Services |

**SUMMARY OF JANUARY 31, 2000 COUNCIL MEETING**

**Motion:** That the Meeting Summary be accepted and placed on file. (Motion by Senator Bennett; second by Representative Shiah; unanimous).

## REPORTS FROM EXECUTIVE DIRECTOR AND STAFF OFFICE DIRECTORS

- Renovations

- a. Status and Schedule
- b. Proposed Relocation Plan for West Wing Occupants

Stan Fairservice reported that Granger Northern was on schedule to complete work on the 1<sup>st</sup> floor of the South Wing by March 6. Furnishings are scheduled to be installed beginning March 6, and the two committee rooms will be available for use by the end of that week. He stated that the South Entrance would be open for public use on Monday, March 13. Sally Tubbesing drew Council members' attention to a preliminary schedule for moving committees back from the Civic Center. Council members discussed the need to identify areas where those committees who will not have designated hearing rooms can meet during the final weeks of the session and asked Ms. Tubbesing to identify the options.

This item required no formal Council action.

- Drafting and Committee Work: Status

Margaret Matheson, Revisor of Statutes, had distributed a brief summary of the status of bill drafting. She reported that the bills remaining in her office are primarily bills pursuant to studies and after deadline bills, noting that 54 after deadline bills have been accepted up to today's Council meeting.

David Boulter, Director, Office of Policy and Legal Analysis, reported that Committees have completed work on 75% of all of the bills referred by February 25. He noted that the presiding officers had extended the March 10 deadline for completing work on all bills to March 17 for those bills that have been referred only recently.

Mr. Boulter then drew members' attention to a status report on legislative studies, stating that most studies have been completed and the final reports issued.

This item required no formal Council action.

- Fiscal Update

Jim Clair, Office of Fiscal and Program Review, drew Council members' attention to the briefing packet that had been distributed. He stated that the Revenue Forecasting Committee had met the previous week and had reprojected General Fund revenues upward as follows:

|                                 |                          |
|---------------------------------|--------------------------|
| Fiscal Year 2000/2001 biennium: | \$88.97 million increase |
| Fiscal Year 2002/2003 biennium: | \$92.24 million increase |

Mr. Clair reported that the decision to reproject was driven by three revenue sources: individual income tax; investment income, and estate taxes. The Committee did not make any rejections in the Highway Fund. The Chair, Senate President Lawrence, asked Mr. Clair if the Committee had observed any reduction in Sales and Use Tax with the growth in Internet sales. Mr. Clair responded that the Committee had discussed this and had concluded that it is difficult to attribute the reduction to Internet sales. Mr. Clair



stated the Governor had presented a change package to the Appropriations Committee earlier that day and that his Office was in the process of analyzing it, with the goal of having information available in the next day or so.

Speaker Rowe asked Mr. Clair how the newly-renovated offices were working out, and Mr. Clair's response was positive.

This item required no formal Council action.

## REPORTS FROM COUNCIL COMMITTEES

### ▪ Subcommittee to Review Migration Costs

Representative Shiah reported in the absence of the Subcommittee Chair, Senator Bennett. He stated that the Subcommittee is still trying to get more information to support the figures involved in the various proposals so that the Subcommittee understands more clearly what it is buying. Rep. Saxl asked if there was a time table and if partisan staff had been included in the Subcommittee's deliberations. Mr. Mayotte responded that he was working with Senator Bennett to schedule a Subcommittee meeting and that all Subcommittee meetings are open and that staff from some of the Leadership offices had attended.

This item did not require any formal Council action.

### ▪ Committee on Allocation of Legislative Space

Senator Rand reported that the Committee continues to work on completing a proposal for assignment of space in the West and North Wings for consideration by the full Council. She stated that the Committee had learned that the Museum staff has concluded that the flags currently displayed in the Hall of Flags must be moved out during the renovations this summer as a protective measure, particularly in view of the additional blasting that will occur and presented the following motion:

**Motion:** That the Museum be authorized to remove the historic flags from the Hall of Flags during the renovations. (Motion by Rep. Saxl; second by Rep. Murphy).

#### Discussion

Sen. Rand then acknowledged the presence of Joseph R. Phillips, Museum Director, and asked Mr. Phillips to elaborate on the situation and the Museum's plans.

Mr. Phillips introduced Mr. Renny Stackpole, Chair of the Museum's Commission; Mr. Dennis Thoet, Executive Director, Friends of the Maine State Museum; Mr. Douglas Hawes, Curator of Historical Collections; and Mr. Ron Harvey, Conservation Consultant. Mr. Hawes then took the floor, stating that the Museum's recommendations are based on three years of study of the flags on display in the State House, as well as on the experience of other states who are involved in preservation of their historic flags. He related that the present flag cases were originally installed between 1908 and 1910, and that by 1962, there were 129 flags in these cases. A major conservation effort was undertaken in 1962, at which time many of the flags were returned to the Museum. However, the conservation technique that was used -- applying netting to the flags -- actually accelerated the pace of deterioration. Mr. Hawes circulated a series of

photographs to illustrate the damage that has occurred, and stated that preservationists now understand that the best way to display flags is either flat or on a slightly slanted solid surface. He noted that several other states have removed their Civil War flags from traditional displays for this reason. He stressed that the Hall of Flags poses threats to the historic flags beyond the manner in which the flags are displayed, noting particularly, the almost daily use of this area by outside groups when the Legislature is in session. The Museum staff have considered various options for displaying the historic flag collection, including rotating the flags periodically and displaying replica flags.

Following Mr. Hawes' presentation, Council members asked several questions:

- Where is the 20<sup>th</sup> Maine Flag now? (Speaker Rowe)

Mr. Hawes circulated a photograph of this flag, which has now been conserved and is in the Museum.

- How would the flags be displayed in the future? (Speaker Rowe)

Mr. Hawes, pointing to a photograph, responded that they would be displayed unfurled so that people can actually see them.

- Can the netting be removed from those flags to which it had been applied? (Sen. Pringree)

Mr. Hawes responded that this process is generally considered to be irreversible.

- How would Maine citizens see the historic flags if only replicas are displayed in the Hall of Flags. (Rep. Campbell)

Mr. Hawes responded that this could be done by appointment and that the Museum could selectively display some of the flags in the future, though there is no flag display program currently. Rep. Campbell expressed concern about the "by appointment" process.

The Chair, Senate President Lawrence, recognized Mr. Phillips, who suggested that Museum staff work with the Committee on Allocation of Space to further explore options for displaying flags in the Museum's collection. Rep. Campbell expressed his concern that some of the original flags be returned to the State House and asked that the motion originally offered by Rep. Saxl be amended to this end. Speaker Rowe agreed with the concept of such an amendment, noting that having artifacts is of little value unless they are available to the public; but he also expressed a desire to leave some flexibility based on additional information that will be gained. Rep. Saxl asked Ms. Tubbesing whether there was anything in the budget to support the restoration and/or replication of the flags, and Ms. Tubbesing replied that the budget included funds for temporary removal of the flags and for restoration of the flag cases themselves to upgrade lighting, to replace the glass and to install climate control. Rep. Campbell then offered the following amendment to the original motion:

**Motion to Amend:** That the Council appoint a Committee to work with the Museum to explore opportunities to have an appropriate display and to maintain public access to and observation of the historic flags. (Motion by Rep. Campbell; second by Rep. Saxl; unanimous).



The vote on the amended motion was then taken, and it was approved unanimously.

Senator Rand then turned to a second issue that the Committee had considered -- plans for the temporary relocation of the Law Library in the summer of 2001, when the North Wing undergoes renovation. Sally Tubbesing stated that she and Lynn Randall had been working with the Leased Space Division in the Bureau of General Services to find appropriate space for the Library so that it would be open to the public during the renovations. Space at 161 Capitol Street has been identified that meets the requirements. The State has leased it for 5 years, and has begun looking for tenants to occupy it beginning in the spring of 2001, when the current occupants are scheduled to move back into the renovated State Office Building.

**Motion:** That the Legislative Council authorize the Maine State Museum to remove the flags from the cases in the Hall of Flags in preparation for the West Wing renovation and construction of the new connector; and, further, that the Council Chair appoint a committee to work with the Museum to develop plans for the display of flags in the State House when the renovations have been completed. (Motion by Rep. Campbell; second by Rep. Saxl; unanimous).

## OLD BUSINESS

None.

## NEW BUSINESS

### Item #1: Submission of Study Reports

- Business Advisory Commission on Quality Child Care Financing (pursuant to Resolves 1999, Chapter 66)
- Task Force to Study the Improvement of Public Water Supply Protection (pursuant to Resolves 1999, Chapter 80)
- Task Force to Study the Need for an Agricultural Vitality Zone Program (pursuant to Resolves 1999, Chapter 81)
- Commission to Propose an Alternative Process for Forensic Examinations for Sexual Assault Victims (pursuant to 1999 Resolve, Chapter 84)
- Task Force to Review the Educational Program and the Governance System of the Governor Baxter School for the Deaf (pursuant to Joint Study Order H.P. 1587)

**Motion:** That these reports be accepted and placed on file. (Motion by Rep. Shiah; second by Rep. Murphy; unanimous).

### Item #2: Reports from Committees Pursuant to Government Evaluation Act

- Joint Standing Committee on Banking and Insurance: State Employee Health Commission
- Joint Standing Committee on Marine Resources: Lobster Advisory Council

- Joint Standing Committee on Natural Resources: Advisory Commission on Radioactive Waste and Decommissioning
- Joint Standing Committee on Health and Human Services: Maine Advisory Committee on Mental Retardation

**Motion:** That these reports be accepted and placed on file. (Motion by Rep. Saxl; second by Rep. Murphy; unanimous).

**Item #3: Requests to Introduce Legislation**

After deadline requests were considered by the Legislative Council. The Council's action on these requests is included on the attached list.

## **ANNOUNCEMENTS AND REMARKS**

None.

## **ADJOURNMENT**

The Council meeting was adjourned at 412 p.m. (Motion by Rep. Shiah; second by Rep. Campbell; unanimous).

## **Appendix B**

**November 16, 2000 Meeting Materials**

## **Appendix C**

### **Three Fiscal Year Budget Estimates**

**Revised Flag Collection Planning Estimates:  
2 Phases at HOF and A Long-term Exhibit at MSM**

November 20, 2000  
Laurie LaBarr Kidd  
Maine State Museum

|                                                  | FY '01<br>(ends 6/30/01) | FY '02<br>(ends 6/30/02) | FY '03<br>(ends 6/30/03) | Phase Totals   |
|--------------------------------------------------|--------------------------|--------------------------|--------------------------|----------------|
| <b>Hall of Flags I (opens 12/1/2000)</b>         |                          |                          |                          |                |
| -plexiglass                                      | 1,600                    |                          |                          |                |
| -full-sized pic 20th ME battle flag              | 400                      |                          |                          |                |
| -photos, mounting, hardware                      | <u>1,000</u>             |                          |                          |                |
| Sub-total                                        | 3,000                    |                          |                          | 3,000          |
| <b>Hall of Flags II (opens 12/1/01)</b>          |                          |                          |                          |                |
| -20 flag repros @ \$900                          | 18,000                   |                          |                          |                |
| -aluminum, backdrops, photos, mounting, hdwr     | -                        | 7,500                    |                          |                |
| -touch screen display for State House            | <u>-</u>                 | <u>7,600</u>             |                          |                |
| Sub-total                                        | 18,000                   | 15,100                   |                          | 33,100         |
| <b>MSM Flags (opens 6/14/02)</b>                 |                          |                          |                          |                |
| -stabilization of 34 flags @ \$6,200             |                          |                          |                          |                |
| * first year (12)                                | 74,400                   |                          |                          |                |
| * second year (12)                               |                          | 74,400                   |                          |                |
| * third year (10)                                |                          |                          | 62,000                   |                |
| -6 cases (w/6 interior & 1 exterior tray) @ \$7k |                          |                          |                          |                |
| * first year (3)                                 | 21,000                   |                          |                          |                |
| * second year (2)                                |                          | 14,000                   |                          |                |
| * third year (1)                                 |                          |                          | 7,000                    |                |
| -fill-sized pic of 20th ME battle flag           | 400                      |                          |                          |                |
| -construction materials                          |                          | 1,500                    |                          |                |
| -lighting (dimming, motion detect.)              |                          | 10,000                   |                          |                |
| -labels, photos, mounting, etc.                  |                          | 7,500                    |                          |                |
| -display cases                                   |                          | 3,000                    |                          |                |
| -computer & touch screen                         |                          | 3,500                    |                          |                |
| -photo scanning for CDRom (150 flags)            | 1,300                    |                          |                          |                |
| -CD programming & production                     | <u>5,000</u>             |                          |                          |                |
| -carpet 138 sq yds @ \$30                        | -                        | <u>4,140</u>             |                          |                |
| Sub-total                                        | 102,100                  | 118,040                  | 69,000                   | 289,140        |
| <b>Cars &amp; Boats Redux (opens 6/14/02)</b>    |                          |                          |                          |                |
| -Riggers to move engines                         |                          | 3,000                    |                          |                |
| -platform/cutting floor for lg engine            |                          | 7,500                    |                          |                |
| -other new platforms                             |                          | 3,000                    |                          |                |
| -video unit                                      |                          | 400                      |                          |                |
| -labels, hardware                                |                          | 250                      |                          |                |
| -carpet 187 sq yds @ \$30                        |                          | <u>5,610</u>             |                          |                |
| Sub-total                                        |                          | 19,760                   |                          | 19,760         |
| <b>Fiscal Year Totals</b>                        | <u>123,100</u>           | <u>152,900</u>           | <u>69,000</u>            | <u>345,000</u> |

## **Appendix D**

### **Conservation Estimates for State House Portraits**





MAINE STATE MUSEUM  
83 STATE HOUSE STATION  
AUGUSTA, MAINE  
04333-0083


ANGUS S. KING, JR.  
GOVERNOR

JOSEPH R. PHILLIPS  
MUSEUM DIRECTOR

To: Hall of Flags Committee

Senator Beverly C. Daggett  
Senator Richard J. Cary  
Senator Paul T. Davis, Sr.  
Senator Norman K. Ferguson, Jr.

Representative Scott W. Cowger  
Representative David R. Madore  
Representative Michael W. Quint  
Representative Ronald E. Usher

  
From: Joseph R. Phillips, Museum Director

Date: November 27, 2000

Subject: Information Requested by Hall of Flags Committee during  
November 16, 2000 Meeting.

Attachment: (A) Revised Flag Collection Planning Estimates: Two phases  
at Hall of Flags and a long term exhibit at the Maine Sate Museum.

(B) Conservation Estimates for State House Portraits: Selected  
Set of Works 2000 – 2001.



**Revised Flag Collection Planning Estimates:  
2 Phases at HOF and A Long-term Exhibit at MSM**

November 20, 2000  
Laurie LaBarr Kidd  
Maine State Museum

|                                                  | FY '01<br>(ends 6/30/01) | FY '02<br>(ends 6/30/02) | FY '03<br>(ends 6/30/03) | Phase Totals |
|--------------------------------------------------|--------------------------|--------------------------|--------------------------|--------------|
| <b>Hall of Flags I (opens 12/1/2000)</b>         |                          |                          |                          |              |
| -plexiglass                                      | 1,600                    |                          |                          |              |
| -full-sized pic 20th ME battle flag              | 400                      |                          |                          |              |
| -photos, mounting, hardware                      | 1,000                    |                          |                          |              |
| <i>Sub-total</i>                                 | 3,000                    |                          |                          | 3,000        |
| <b>Hall of Flags II (opens 12/1/01)</b>          |                          |                          |                          |              |
| -20 flag repros @ \$900                          | 18,000                   |                          |                          |              |
| -aluminum, backdrops, photos, mounting, hdwr     | .                        | 7,500                    |                          |              |
| -touch screen display for State House            | .                        | 7,600                    |                          |              |
| <i>Sub-total</i>                                 | 18,000                   | 15,100                   |                          | 33,100       |
| <b>MSM Flags (opens 6/14/02)</b>                 |                          |                          |                          |              |
| -stabilization of 34 flags @ \$6,200             |                          |                          |                          |              |
| * first year (12)                                | 74,400                   |                          |                          |              |
| * second year (12)                               |                          | 74,400                   |                          |              |
| * third year (10)                                |                          |                          | 62,000                   |              |
| -6 cases (w/6 interior & 1 exterior tray) @ \$7k |                          |                          |                          |              |
| * first year (3)                                 | 21,000                   |                          |                          |              |
| * second year (2)                                |                          | 14,000                   |                          |              |
| * third year (1)                                 |                          |                          | 7,000                    |              |
| -fill-sized pic of 20th ME battle flag           | 400                      |                          |                          |              |
| -construction materials                          |                          | 1,500                    |                          |              |
| -lighting (dimming, motion detect.)              |                          | 10,000                   |                          |              |
| -labels, photos, mounting, etc.                  |                          | 7,500                    |                          |              |
| -display cases                                   |                          | 3,000                    |                          |              |
| -computer & touch screen                         |                          | 3,500                    |                          |              |
| -photo scanning for CDRom (150 flags)            | 1,300                    |                          |                          |              |
| -CD programming & production                     | 5,000                    |                          |                          |              |
| -carpet 138 sq yds @ \$30                        | .                        | 4,140                    |                          |              |
| <i>Sub-total</i>                                 | 102,100                  | 118,040                  | 69,000                   | 289,140      |
| <b>Cars &amp; Boats Redux (opens 6/14/02)</b>    |                          |                          |                          |              |
| -Riggers to move engines                         |                          | 3,000                    |                          |              |
| -platform/cutting floor for lg engine            |                          | 7,500                    |                          |              |
| -other new platforms                             |                          | 3,000                    |                          |              |
| -video unit                                      |                          | 400                      |                          |              |
| -labels, hardware                                |                          | 250                      |                          |              |
| -carpet 187 sq yds @ \$30                        |                          | 5,610                    |                          |              |
| <i>Sub-total</i>                                 |                          | 19,760                   |                          | 19,760       |
| <b>Fiscal Year Totals</b>                        | 123,100                  | 152,900                  | 69,000                   | 345,000      |

## **Appendix D**

### **Conservation Estimates for State House Portraits**

## Conservation Estimates for State House Portraits : selected set of works 2000-2001

prepared by Deanna Bonner Ganter, Curator of Photography,  
Fine Art and Archives with Conservation Technicians Linda Carrell and Judith Ritchie.

Selected list of State House portrait locations presented here was suggested by Earle G. Shettleworth Jr., Director of State House & Capitol Parks Commission, at my invitation to assist with a plan to prioritize restoration treatments proposed for the collection over a three year period.

The conservation treatment cost, to include the canvas painting, the frame and the backing support of each work was estimated by *Williamstown Art Conservation Center* to be approximately \$100,000 per year.

This list of portraits represents the first order of priority for the first year including the Portrait of George Washington and the Portrait of Abraham Lincoln.

Total: \$100, 000. 00

### Hall of Flags

- |           |                                                                                                                                                  |
|-----------|--------------------------------------------------------------------------------------------------------------------------------------------------|
| 74.20.1   | Portrait of <b>Senator Margaret Chase Smith</b> / painted by Willard C. Cummings<br>82 1/2" x 52 1/2" x 4 1/2" Conservation estimate : \$5000.00 |
| 72.19.51  | Portrait of <b>Senator Edward S. Muskie</b> / painted by Claude Montgomery<br>47 1/2" x 39 1/2" x 3" Conservation estimate: \$2000.00            |
| 72.19.95  | Portrait of <b>William King, first Governor of Maine</b> / painted by D.D.Coombs<br>65" x 54 1/2" x 4 1/2" Conservation estimate: \$5000.00      |
| 72.19.23  | Portrait of <b>Edwin Chick Burleigh</b> / painted by Frederick P.Vinton<br>72 1/2" x 52 1/2" x 3 1/2" Conservation estimate: \$4000.00           |
| 72.19.25  | Portrait of <b>James G. Blaine</b> / painted by August Franzen<br>72 1/2" X 52 1/2" X 5 1/2" Conservation estimate: \$4500.00                    |
| 72.19.31  | Portrait of <b>Thomas Brackett Reed</b> / Frederick P.Vinton<br>76 1/2" x 56 1/2" x 4 3/4" Conservation estimate: \$4000.00                      |
| 72.19.117 | Portrait of <b>George Washington</b> / Thomas Truman Spear<br>96 1/2" x 70" x (4)" Conservation estimate: \$25,000                               |

PLEASE SEE ATTACHED PROJECTED DETAILED TREATMENT

## Governor's Office

- 72.19.93      Portrait of **William King** / painted by Gilbert Stuart  
36" x 31 3/4" x 4 1/2"      Conservation estimate: \$5000.00
- 72.19.94      Portrait of **Ann Frazer King** / painted by Gilbert Stuart  
36 3/4" x 31 1/2" x 4 1/2"      Conservation estimate: \$5000.00

## Senate Chamber

- 72.19.32      Portrait of **Abraham Lincoln** / A.H. Bicknell 1868  
77" x 55" x 5 3/4"      Conservation estimate: \$6000.00
- 72.19.18      Portrait of **Hannibal Hamlin** / painted by Alfred E. Smith  
65" x 53" x 5 "      Conservation estimate: \$4000.00
- 72.19.77      Portrait of **Joshua L. Chamberlain** / painted by Joseph B. Kahill  
30" x 35" x 3"      Conservation estimate: \$1200.00
- 72.19.97      Portrait of **Sir William Phips** / painted by Gertrude Hill  
39" x 34" x 3 1/2"      Conservation estimate: \$1000.00
- 72.19.21      Portrait of **General Henry Knox** / painted by Charles Henry Granger  
61 1/2" x 52" x 5 1/2"      Conservation estimate: \$4000.00
- 72.19.96      Portrait of **Sir William Pepperell** / painted by H.C. Pratt  
64" x 52" x 6"      Conservation estimate: \$4000.00
- 72.19.55      Portrait of **Thomas Pownall** / painted by H.C. Pratt  
47" x 39 1/2" x 4"      Conservation estimate: \$3500.00

## Rotation of the Governors

### Third Floor Rotunda

- 96.79.1      Portrait of **John R. McKernan Jr.** / Ronald Frontan  
53 1/2" x 40 3/4" x 2 3/8" Conservation estimate \$800.00
- 89.43.1      Portrait of **Joseph E. Brennan** / Nicoletti  
45 3/4" x 39" x 2 1/2" Conservation estimate \$1000.00
- 80.17.1      Portrait of **James B. Longley** / Jack Howey  
44 3/4" x 35 3/4" x 2 1/2" Conservation estimate \$1500.00
- 75.5.1      Portrait of **Kenneth M. Curtis** / Claude Montgomery  
47" x 41" x 3 1/4" Conservation estimate: \$1000..00

### Third Floor: West Wing

- 72.19.127      Portrait of **John Hathaway Reed** / John W. McCoy  
45 7/8" x 38 1/4" x 3" Conservation estimate: \$1200.00
- 72.19.70      Portrait of **Clinton Ames Clauson** / J.F. Hynd  
45 3/8" x 37 1/2" x 2 3/4" Conservation estimate \$1200.00
- 75.6.1      Portrait of **Robert N. Haskell** / Willard C. Cummings  
49 3/4" x 42 1/4" x 3 1/4" Conservation estimate: \$1200.00
- 72.19.67      Portrait of **Burton M. Cross** / B. M. Keyes  
30 1/2" x 50 1/2" Conservation Estimate \$800.00
- 72.19.66      Portrait of **Frederick G. Payne** / Joseph Kahill  
50 1/2" x 38 5/8" x 25/8" Conservation estimate: \$800.00
- 72.19.69      Portrait of **Horace A. Hildreth** / painted by Niccolo Cortiglia  
46 3/8" x 40 3/8" x 2 5/8" Conservation estimate: \$500.00

## **Selected Works**

72.19.113

Portrait of **Neal Dow** / painted by George McConnell

54" x 44 1/4" x 4 3/4" Conservation estimate: \$3200.00

72.19.5

Portrait of **John Fairfield** / Pastel by Joseph B. Kahill

38 1/4" x 33 3/8" x 2 1/2" Conservation estimate \$1600.00

Total: \$ 100, 000



PHOTOGRAPH © 1964



Williamstown Art Conservation Center  
225 South Street, Williamstown, MA 01267  
413-458-5741 tel. • 413-458-2314 fax

## Fax Message

---

|      |                               |        |                |
|------|-------------------------------|--------|----------------|
| To:  | Deanna Bonner-Ganter          | From:  | Tom Branchick  |
| Fax: | 207-287-6633                  | Pages: | This page only |
| Re:  | Portrait of George Washington | Date:  | 7/28/00        |

The proposal for the treatment of the George Washing portrait and its' frame is as follows. The crucial piece of instrumentation to exact the treatment for the painting is the 8' x 12' vacuum hot table. WACC is one of the few laboratories to have a table of this size.

### Painting:

- Local consolidation of losses to the paint film.
- Remove patches, tapes, and previous repairs.
- Surface clean of dirt and grime.
- Surface clean reverse.
- Remove from stretcher, locally treat canvas deformations with moisture.
- Infuse with BEVA 371 on the vacuum hot table.
- Remove previous varnish applications, inpaint/overpaint and fills.
- Prepare secondary fabric lining support and infuse with BEVA 371.
- Contact line original fabric to lining support.
- Mount to original or custom ordered stretcher depending on condition.
- Apply isolating varnish.
- Fill and inpaint losses.
- Final varnish applications.
- Attach protective backing.

### Frame:

- Consolidate existing original gilt surfaces.
- Remove bronze powder paint as safety permits to regain original gilt.
- Glue and corner clamp to insure structural stability.
- Mold and cast missing ornaments from remaining originals.
- Attach molding.
- Re-gild replacement moldings and assess overall presentation surface and selectively gild, mica powder, or tone to context.
- Final glaze layers to unify tone.

As noted in the survey report, the field estimate for this treatment is \$25,000. A more accurate estimate would be established after a laboratory exam and solubility testing.

The last George Washington portrait 96" x 63", was treated for the City of Hudson last year. The cost for this treatment was \$17,000, however, the frame was in much better original condition. Again, the 8' x 12' vacuum hot table was an absolute necessity.

**Title:** *Portrait of George Washington at Dorchester Heights* 72.19.117

**Acquired:** circa August 27, 1836 the Augusta newspaper, *Gospel Banner* noted the portrait is present in the Executive Council Chamber "It is not purchased but it ought not be suffered to leave the capitol" [Appraisal July 2000: \$6500.00]

**How Acquired:** Purchase ?Library Report on expediency to purchase completed May 20, 1847 \$1200.00 asking price in Spear's letter.

**Description** The artist Spear referred to the subject as "Pater Patrice" The picture represents the evacuation of Boston by the British, Washington is seen standing upon Dorchester heights, beside his favorite charger, observing the effect of his opening fire upon the enemy, who immediately weigh anchor and are standing out to sea, their ships are seen in the background facing Castle William, now Fort Independence." January 21, 1836 Copy of same by Stuart.

**Artist:** Thomas Truman Spear, Boston, MA (1803-1882)

In 1836 letter to Governor Dunlap, Spear offered to bring and hang the painting of in the Capitol he copied of Gilbert Stuart's "Portrait of George Washington: the Father of His Country" hanging in Faneuil Hall, Boston, for viewing in Augusta.

**Hanging Locations in State House:**

Executive Council Chamber

4th floor Rotunda (1945)

Head of staircase (1932) April Maine Library Bulletin

"Placed in a broom closet in State House for years before returned to Museum"

Museum Storage circa 1990

**Conservation Treatments:**

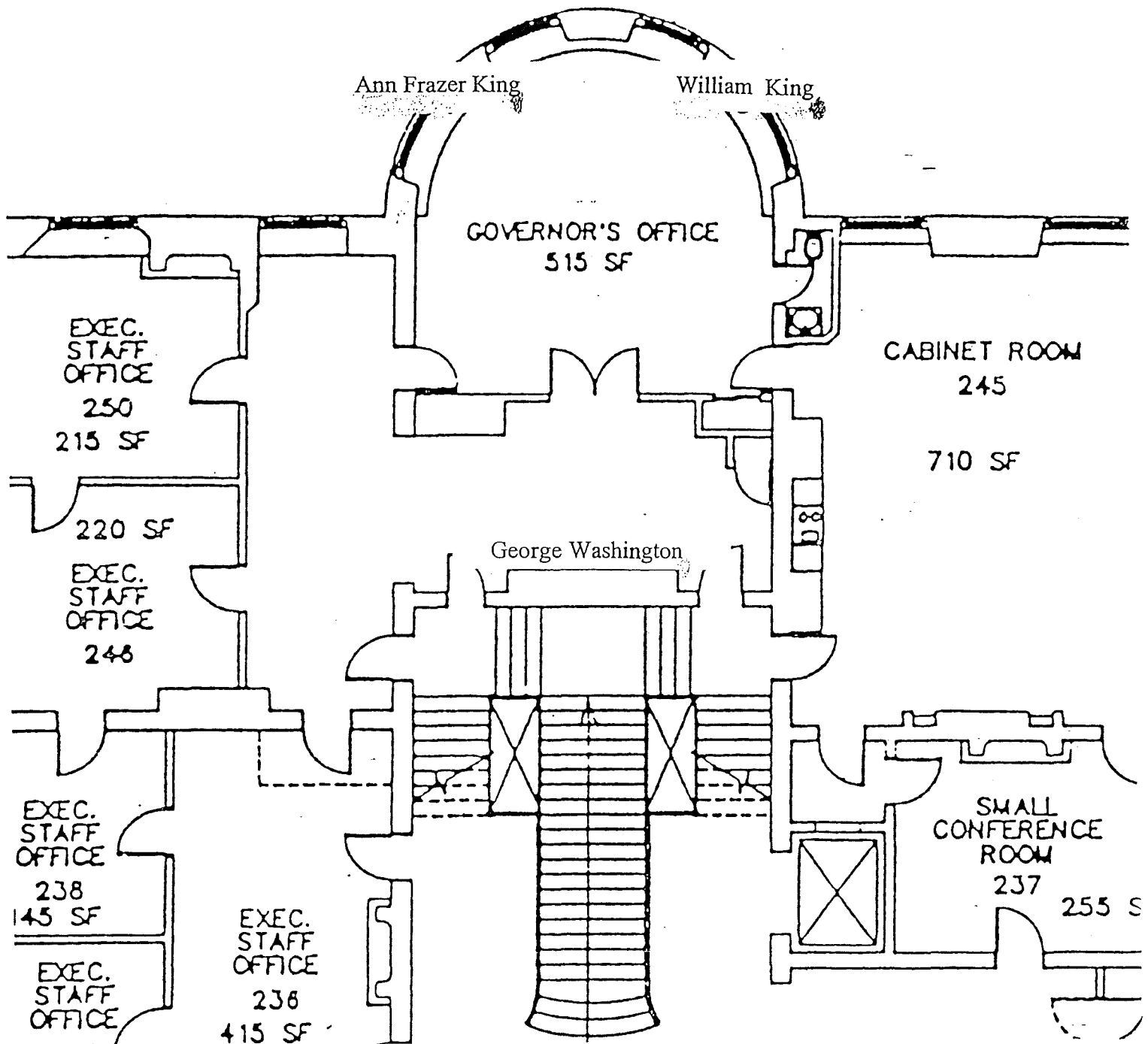
Non recorded

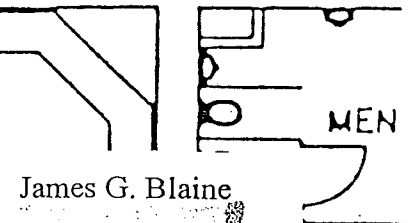

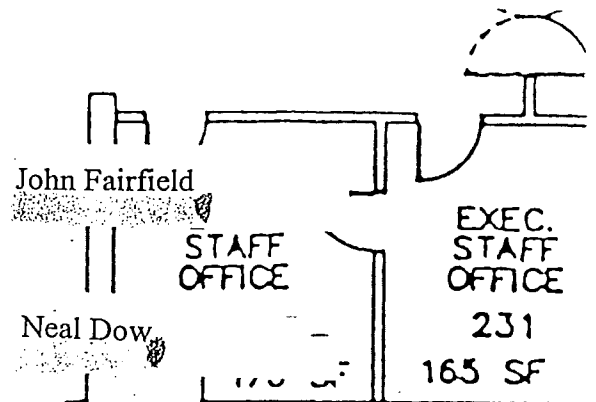
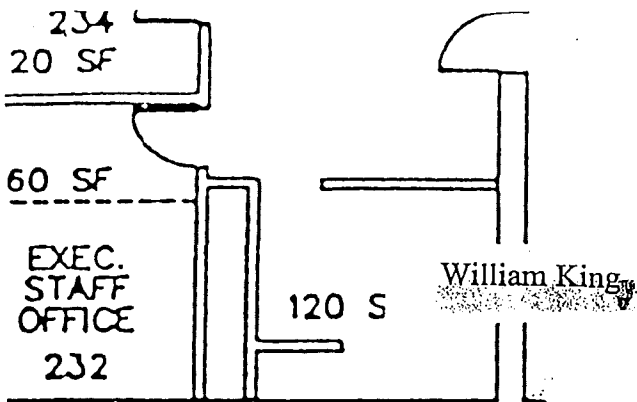
**Photographs:**

1964 William W. Cross, Union. Dep. of Fisheries and Wildlife

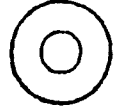
**Recommended Conservation Treatment:**

Worst condition of those works viewed. Canvas torn, punctured. Several tape or patch repairs found. Extensive darkened overpaint across surface with dark varnish. Surface grime Rippled canvas planar distortions evident; overall cupped raised cleavage in original paint surface. Frame missing components, chipped, soiled, entirely bronze painted. \$25,000. Williamstown.





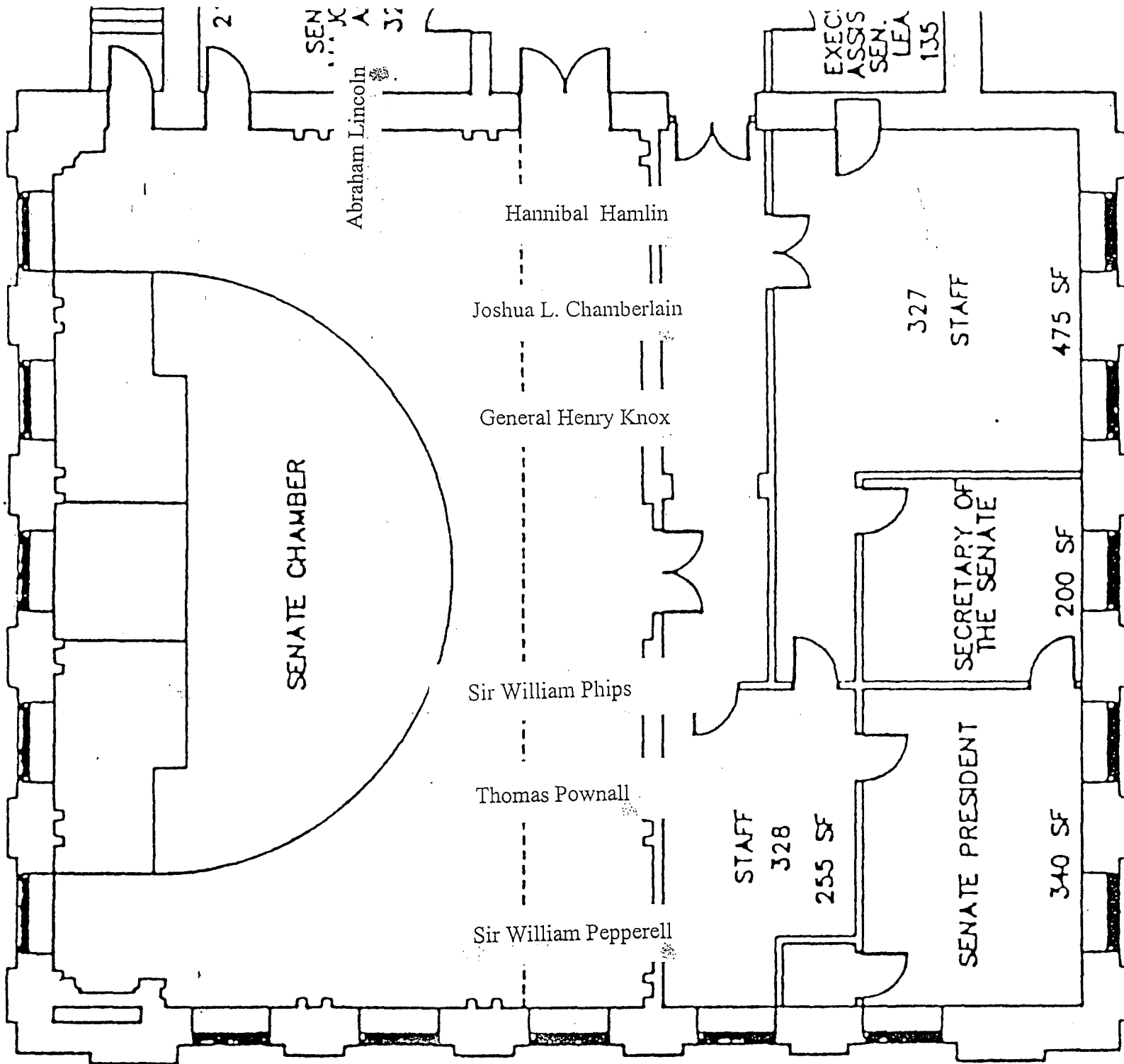
HALL OF FLAGS

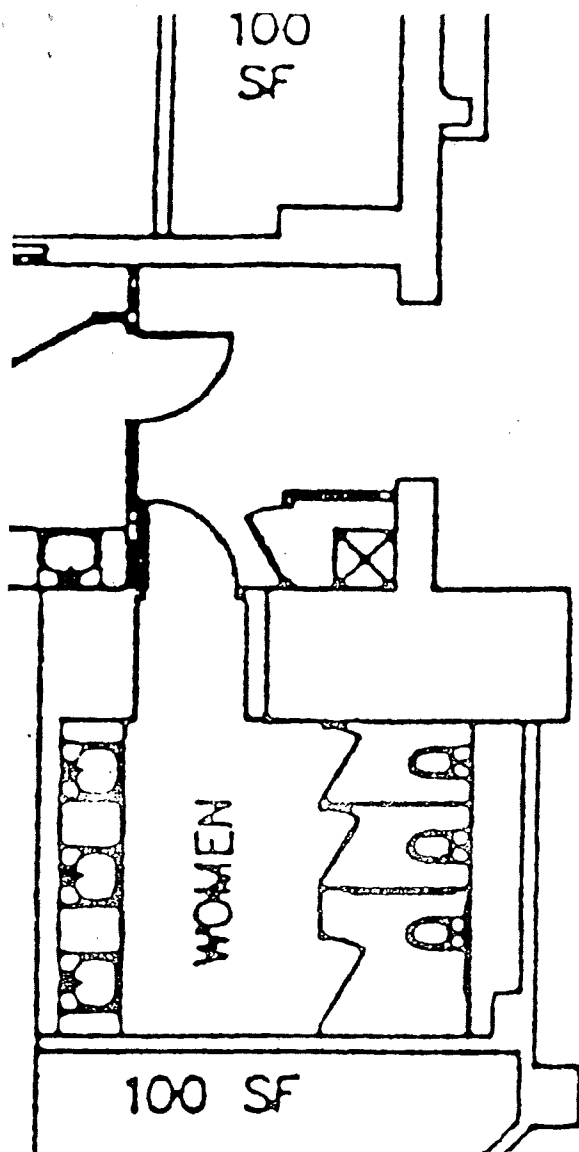


Senator Margaret Chase Smith

Edwin Chick Burtleigh

Thomas Brackett Reed





Horace A. Hildreth

Frederick G. Payne

Burton M. Cross

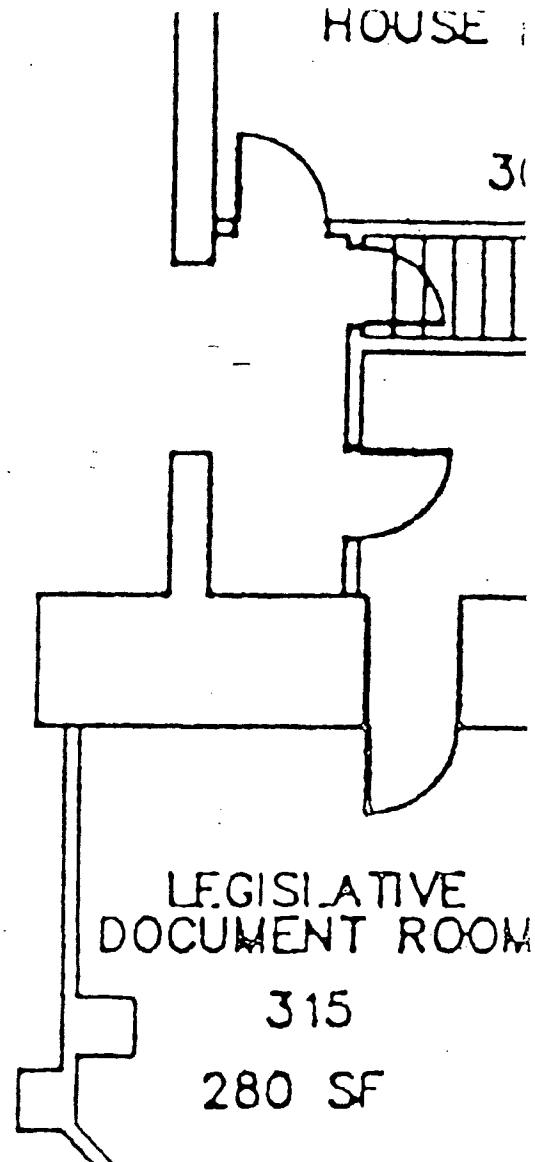
Robert N. Haskell

Clinton Ames Clauson

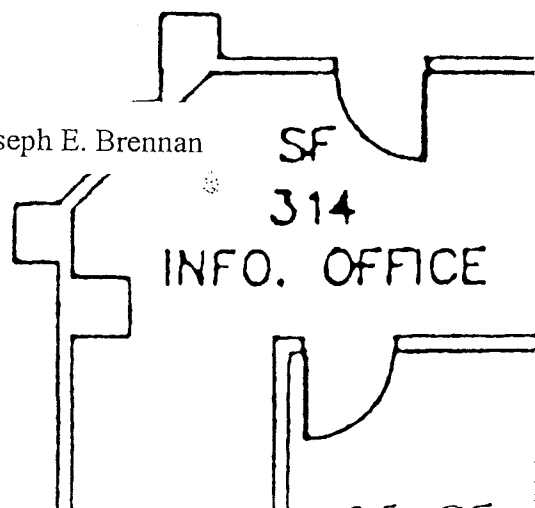
John Hathaway Reed

Kenneth M. Curtis

James B. Longley



John R. McKernan Jr.

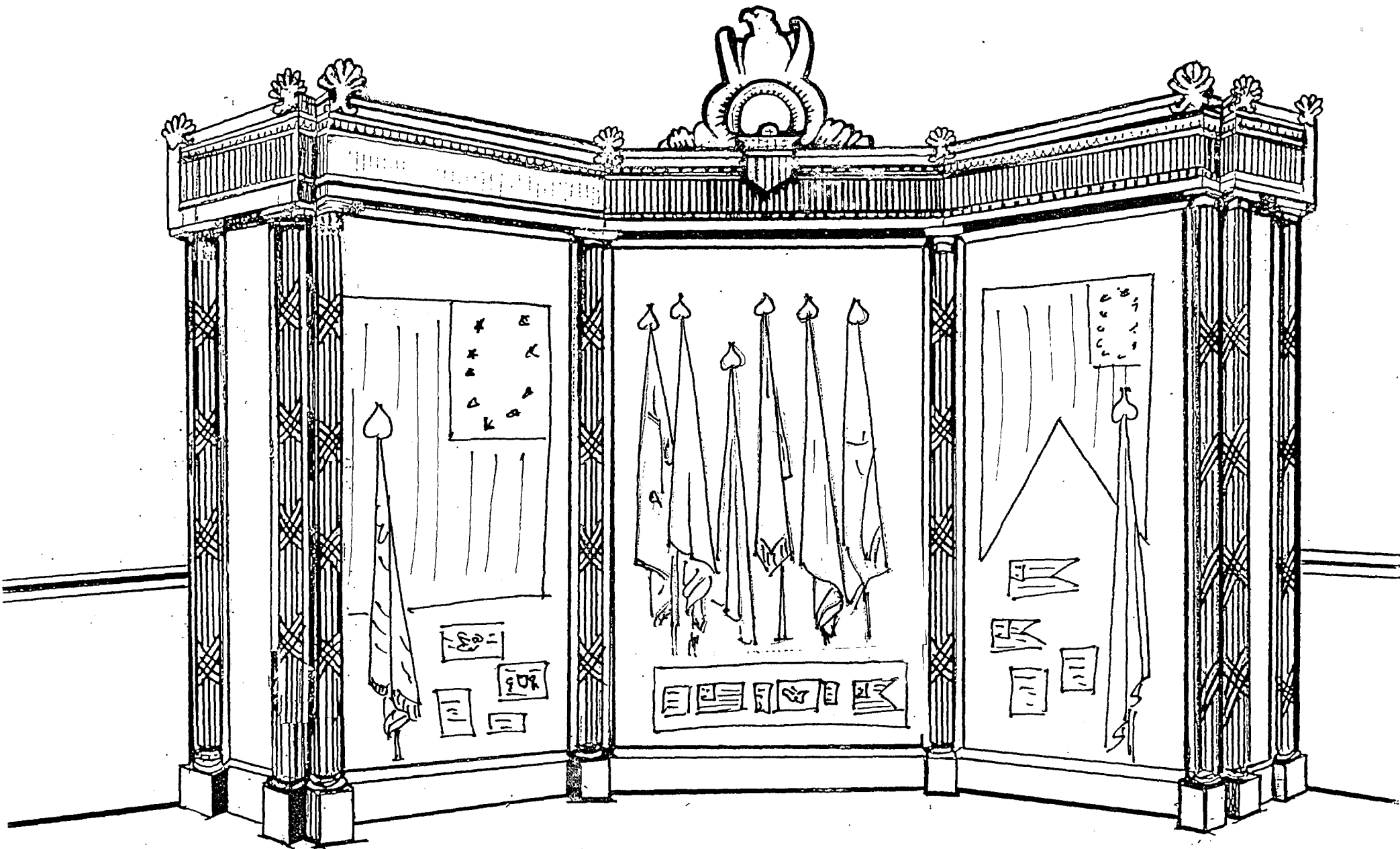


Joseph E. Brennan

SF

314

INFO. OFFICE



Preliminary Sketch:  
Long-Term Exhibit, Hall of Flags

Laurie LaBar Kidd  
Maine State Museum  
November 29, 2000

## **FLAG GLOSSARY**

**Arms**-coat of arms of the appropriate government body.

**Battle Honors**-the names of the battles or engagements in which a unit fought.

**Camp colors**-small bunting flags used to mark a company's camp, the color line, and some regimental maneuvers.

**Canton**-a quadrant of a flag.

**Color**-the current U.S. flag as approved by Congress.

**Cord**-a length of two or four-ply silk cord connecting the tassels.

**Field**-the principal area of a flag prior to any additions or embellishments.

**Finial**-the decorative ornament found on the top end of the staff.

**Fly**-the length of the flag measured from the outer pole sleeve to the free edge (the horizontal measurement).

**Fringe**-Used to trim the edges of the flag other than the pole hem. A decorative border or edging of hanging threads, cord, or strips, often attached to a decorative band.

**Ground**-the background color of a flag or any of its parts.

**Guidon**-originally the flag that marched at the head and to the right of the first rank for the troops to guide on. Usually carried by a cavalry or artillery company and swallow-tailed in appearance. Carried by some infantry companies as flank markers.

**Hoist**-the width of a flag measured along the staff edge, excluding the fringe (the vertical measurement).

**National**-any flag displaying the national arms, or a stars and stripes color that does not have any state symbols added.

**Obverse**-the view of the flag as seen when the staff edge is at the viewer's left.

**Regimental**-a flag consisting of a monochrome field with either national or state symbols added for identification.

**Reverse**-the view of the flag as seen when the staff is at the viewer's right.

**Sleeve**-that part of the flag through which the staff is slipped prior to attachment. Usually reinforced and doubled over.



**Staff**-the pole on which any type of flag is attached. In Civil War usage the infantry staffs were called pikes and the cavalry or mounted artillery staffs were called lances.

**Standard**-type of flag carried by mounted artillery and cavalry regiments.

**Tassels**-pendant ornaments connected by the cord to the staff. The tassels usually coordinated with the color of the regimental flag as defined by Army regulations.

**Union**-the American device of a group of stars symbolic of the union of the colonies. Originally used to signify the union of the countries of England and Scotland in the union jack or union flag, displaying the emblems of these two countries, the St. George and St. Andrews crosses.

### **MILITARY GLOSSARY**

**Army**-a military formation consisting of a minimum of two corps.

**Battery**-the usual name for an artillery company consisting of approximately 100 soldiers and four or six cannon, commanded by a captain.

**Battalion**-a unit of troops consisting of between two and nine companies.

**Brigade**-a formation consisting of two or more regiments.


**Company**-a unit of soldiers consisting of approximately one hundred officers and men commanded by a captain.

**Corps**-a formation of troops of two or more divisions.

**Division**-a formation of troops consisting of two or more brigades.

**Muster In/Out**-the formal process of swearing recruits in or out of government service.

**Regiment**-a unit formed of an exact number of companies. Infantry regiments consisted of 10 companies and cavalry and artillery regiments consisted of twelve. A colonel was the field commander of a regiment.




Souvenir from the first issue 17th Maine Battle Flag, 1862  
Maine State Museum, 97.116.1

This piece was cut at the State House Rotunda ca. 1866-1871.




Hall of Flags, Maine State House, ca. 1870  
Courtesy, Maine Historic Preservation Commission

Flags were artistically arranged in fanning patterns behind oak and glass display cabinets.



Detail of the impact of nylon netting on antique silk.



Detail of exfoliation of Hall of Flags colors

# State of Maine Move Schedule

| Agency                     | # Emp. | Move From               | Move to     | Day       | Move Date        |
|----------------------------|--------|-------------------------|-------------|-----------|------------------|
| Cafeteria                  |        | NEW                     | SOB 1       |           | 12/01/00         |
| Delta Control              | 3      | Trailer                 | SOB 1       | Friday    | 12/01/00         |
| Mailroom                   |        | NEW                     | SOB 1       | Friday    | 12/01/00         |
| Housekeeping               | 10     | Education Building      | SOB 1       | Monday    | 12/04/00         |
| Capitol Security           | 16     | Nash School             | SOB 1       | Friday    | 12/15/00         |
| Property Management        | 4      | Nash School/15 Columb   | SOB 1       | Friday    | 12/15/00         |
| Nurse                      | 1      | 221 Capitol             | SOB 1       | Friday    | 12/15/00         |
| → OPLA                     | 20     | Statehouse & Mem circ   | SOB 2       | Friday    | 12/15/00         |
| Governor & staff           | 23     | Blaine/Staff/McLean     | Statehouse  | Tuesday   | 12/26/00         |
| Press                      | 17     | Trailer-Statehouse      | SOB 1       | Monday    | 12/18/00         |
| → Legis-chairs/clerks      | 24     | Statehouse              | SOB 2       | Wed-Fri   | 12/20 -22/00     |
| → Legis-offices & Hear rms |        | Various locations       | SOB 2       | Wed       | 12/20/00         |
| Education                  | 180    | Education Building      | SOB 5       | Fri-Mon   | 12/29 - 1/1/2001 |
| Education                  |        | 24 Stone Street         | SOB 5       | Saturday  | 01/06/01         |
| Secretary of State         | 45     | Togus - 1st floor       | SOB 4       | Saturday  | 04/14/01         |
| BHR Training room          |        | Armory                  | Nash School | Tuesday   | 04/18/01         |
| BHR                        | 36     | 161 Capitol Street      | SOB 4       | Saturday  | 04/21/01         |
| BOER                       | 7      | 161 Capitol Street      | Unknown     | Saturday  | 04/21/01         |
| Purchases                  | 18     | 161 Capitol Street      | SOB 4       | Saturday  | 04/21/01         |
| BGS                        | 19     | 77 Sewell & Muskie      | SOB 4       | Saturday  | 04/28/01         |
| DAFS Commissioner          | 6      | Muskie                  | SOB 3       | Friday    | 05/04/01         |
| Budget                     | 14     | Muskie                  | SOB 3       | Friday    | 05/04/01         |
| MRS Satelite workstations  | 3      | Muskie                  | SOB 3       | Friday    | 05/04/01         |
| DAFS Fin. & Pers.          | 35     | Tyson - 2nd floor       | SOB 3       | Saturday  | 05/05/01         |
| Risk Management            | 5      | 323 State Street        | SOB 3       | Tuesday   | 05/08/01         |
| DAFS Acct. & Control       | 34     | Tyson - 1st & 2nd floor | SOB 4       | Saturday  | 05/12/01         |
| Treasury                   | 19     | Tyson - 1st floor       | SOB 3       | Saturday  | 05/12/01         |
| Attorney General           | 150    | Key Tower, Water Street | SOB 6 & 7   | Fri - Sun | 5/18 to 20/2001  |
| Attorney General           |        | " " " "                 | SOB 6 & 7   | Fri - Mon | 5/25 to 28/2001  |
| DECD                       | 48     | 33 Stone Street         | SOB 3       | Saturday  | 06/02/01         |
| → Law Library              |        | Statehouse              | 161 Capitol | Thursday  | 06/30/01         |



Joseph W. Mayo  
Clerk of the House

# State of Maine House of Representatives

Augusta 04333-0002  
287-1400

OCT 20

October 25, 2000

The Honorable Mark W. Lawrence  
Chair, Legislative Council  
2 State House Station  
Augusta, Maine 04333-0002

Dear Mr. Chairman:

The following proposed schedule is hereby submitted for the consideration of the Legislative Council. We are recommending no increase in the schedule of fees for Document Service for the First Regular Session of the 120th Legislature.

All items listed below, with the exception of Joint Resolutions and Legislative Council minutes, are available on the Legislature's website.

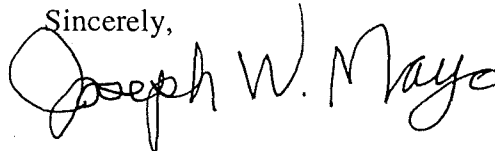
|                                                                                                             | 119th Rates | Proposed Rates<br>120 <sup>th</sup> 1 <sup>st</sup> Reg. |
|-------------------------------------------------------------------------------------------------------------|-------------|----------------------------------------------------------|
| 1. Bills & Resolves (L.D.s)<br>FIRST CLASS-Mailed Daily                                                     | \$500.00    | \$500.00                                                 |
| 2. Bills & Resolves (L.D.s)<br>FIRST CLASS-Mailed-Twice Weekly                                              | 400.00      | 400.00                                                   |
| 3. Bills & Resolves (L.D.s)<br>THIRD CLASS-Mailed Twice Weekly                                              | 330.00      | 330.00                                                   |
| 4. Bills & Resolves (L.D.s)<br>PICKED UP AT DOCUMENT ROOM                                                   | 200.00      | 200.00                                                   |
| 5. Amendments (Combined with any Legislative Document<br>Service)-Mailed Weekly                             | 120.00      | 120.00                                                   |
| 6. Amendments<br>PICKED UP AT DOCUMENT ROOM                                                                 | 80.00       | 80.00                                                    |
| 7. Legislative Record<br>FIRST CLASS-Mailed Weekly                                                          | 125.00      | 125.00                                                   |
| 8. Legislative Record<br>PICKED UP AT DOCUMENT ROOM                                                         | 90.00       | 90.00                                                    |
| 9. Public & Private & Special Laws, Resolves, &<br>Constitutional Resolutions<br>FIRST CLASS-Mailed Weekly  | 275.00      | 275.00                                                   |
| 10. Public & Private & Special Laws, Resolves &<br>Constitutional Resolutions<br>PICKED UP AT DOCUMENT ROOM | 150.00      | 150.00                                                   |
| 11. Weekly Computer Printout-Status of Bills<br>FIRST CLASS MAIL                                            | 225.00      | 225.00                                                   |
| 12. Weekly Computer Printout-Status of Bills<br>THIRD CLASS MAIL                                            | 115.00      | 115.00                                                   |

Printed on Recycled Paper

|                                                                                                                |        |        |
|----------------------------------------------------------------------------------------------------------------|--------|--------|
| 13. Weekly Computer Printout-Status of Bills<br>PICKED UP AT DOCUMENT ROOM                                     | 60.00  | 60.00  |
| 14. Advance Notice of Public Hearings on Bills<br>FIRST CLASS-Mailed Weekly                                    | 25.00  | 25.00  |
| 15. Weekly Listings of Bills Printed & Enacted<br>FIRST CLASS MAIL                                             | 25.00  | 25.00  |
| 16. Joint Resolution<br>FIRST CLASS MAIL                                                                       | 80.00  | 80.00  |
| 17. House & Senate Daily Calendars<br>FIRST CLASS-Mailed Weekly                                                | 60.00  | 60.00  |
| 18. House & Senate Daily Calendars<br>with Supplemental Calendars<br>FIRST CLASS-Mailed Weekly                 | 125.00 | 125.00 |
| 19. Legislative Council-Notice of Preliminary Agenda and<br>Minutes, After Deadline List Pre and Post Versions | 175.00 | 175.00 |
| 20. Weekly Legislative Calendar<br>FIRST CLASS MAIL                                                            | 25.00  | 25.00  |
| 21. Roll Call Votes (House & Senate)<br>FIRST CLASS MAIL-Mailed Weekly                                         | 75.00  | 75.00  |
| 22. Roll Call Votes (House & Senate)<br>PICKED UP AT DOCUMENT ROOM                                             | 25.00  | 25.00  |

I will be happy to respond to any questions the Council may have on this proposed schedule that has been discussed with appropriate legislative support agencies.


Sincerely,



Joseph W. Mayo  
Clerk of the House

# Memorandum

**TO:** The Honorable Mark W. Lawrence, Chair  
The Honorable G. Steven Rowe, Vice-Chair  
Legislative Council  
And Honorable Members of the Legislative Council

**FROM:**   
David E. Boulter, Director

**DATE:** November 29, 2000

**RE:** Interim Legislative Studies

Several study committees are submitting work plans and proposed budgets for approval by the Legislative Council, as required by the authorizing joint orders. Several others are requesting additional meetings. In addition, two committee have submitted requests for a limited time extension for completion of their studies. They all require a decision by the Legislative Council.

## Summary of Items Requiring a Decision by the Legislative Council (As of November 29<sup>th</sup>)

### A. Extension of Reporting Date

| Study Commission                                                                                    | Current Reporting Date                     | Extension Requested to: | Length of Proposed Extension                                                    |
|-----------------------------------------------------------------------------------------------------|--------------------------------------------|-------------------------|---------------------------------------------------------------------------------|
| 1) Task Force to Study Market Power Issues Related to the Solid Waste Hauling and Disposal Industry | December 6, 2000<br><br>(convened 8/28/00) | December 15, 2000       | 9 days                                                                          |
| Citizen's Advisory Committee to Secure the Future of Maine's Wildlife and Fish                      | December 15, 2000<br><br>(convened 10/99)  | March 15, 2001          | 3 months<br>Note: extension will require meeting, and staff, during the session |

### B. Request to hold additional meeting(s)

| Study Commission                                                             | Current Authorized Meetings | Request               | Costs within current study budget? |
|------------------------------------------------------------------------------|-----------------------------|-----------------------|------------------------------------|
| 1) Task Force on Educational Programming at Juvenile Correctional Facilities | 4                           | 1 additional meeting  | Yes                                |
| 2) Task Force on the Maine Learning Technology Endowment                     | 7                           | 2 additional meetings | Yes                                |

**C. Request to approve work plan & budget**

| <b>Study Commission</b>                                                                                              | <b>Request</b>             | <b>Note:</b>                                                       |
|----------------------------------------------------------------------------------------------------------------------|----------------------------|--------------------------------------------------------------------|
| <b>1) Commission to Study Economically and Socially Just Foreign Investments and Foreign Purchasing by the State</b> | Approve work plan & budget | <b>No issues:</b> proposed budget equals legislative appropriation |
| <b>2) Task Force on the Maine Learning Technology Endowment</b>                                                      | Approve work plan & budget | <b>No issues:</b> proposed budget equals legislative appropriation |
| <b>3) Task Force on Educational Programming at Juvenile Correctional Facilities</b>                                  | Approve work plan & budget | <b>No Issues:</b> proposed budget equals legislative appropriation |

I would be pleased to answer any questions you may have or provide additional information.

DEB/vmp





MAINE STATE LEGISLATURE  
Augusta, Maine 04333

**Task Force to Study Market Power Issues Related to the  
Solid Waste Hauling and Disposal Industry**

November 29, 2000

To: Senator Mark W. Lawrence, Chair  
Representative G. Steven Rowe, Vice-Chair  
Legislative Council, 119<sup>th</sup> Maine Legislature

From: Senator John Nutting, Senate Chair  
Representative Robert Duplessie, House Chair  
Task Force to Study Market Power Issues Related to the Solid Waste  
Hauling and Disposal Industry

Re: Request for Deadline Extension

We are writing to request a short extension of the deadline for submitting our interim report and recommendations. Our statutory deadline is December 6, 2000, and we would like an extension to December 15<sup>th</sup>.

We are working with an economist from the University of Maine, who is providing information regarding the economic aspects of market power. We would like to extend our deadline a bit to enable him to have time to prepare the information we have requested.

Our next and last meeting for this interim is scheduled for December 11<sup>th</sup>, at which time we will have the information from the consultant and will be prepared to decide on recommendations to the 120<sup>th</sup> Legislature.

NOV 28 2000



**MAINE STATE LEGISLATURE**

Augusta, Maine 04333

November 28, 2000

TO: The Honorable Mark W. Lawrence, Chair  
The Honorable G. Steven Rowe, Vice-Chair  
Legislative Council  
119th Maine State Legislature

FROM: Sen. William O'Gara, Co-chair  
Rep. Matthew Dunlap, Co-chair  
Citizens Advisory Committee to Secure the Future of Maine's Fish and Wildlife

In accordance with its authorizing legislation, we are requesting an extension of the reporting deadline for the Citizens' Advisory Committee to Secure the Future of Maine's Fish and Wildlife which we co-chair.

The advisory committee has been given an important and large task by the Legislature. Our basic charge is to assess and address, if necessary, projections of serious gaps in fish and wildlife management programs extending across several state agencies said to result from expansion of traditional fish and wildlife management responsibilities, decline in traditional sources of revenue and increased costs. In our authorizing legislation, we were directed to study several specific, critical issues related to the future of Maine's fish and wildlife resources, including:

- The economic benefit derived by the State from recreational activities associated with fish and wildlife resources
- The biological needs of fish and wildlife resources, whether those needs are being met currently and the risks of failing to meet those needs
- The public need for preservation of Maine's fish and wildlife heritage and the threat if that heritage is lost
- Recommendation of strategies necessary to secure the future of Maine's fish and wildlife resources at an appropriate level

The advisory committee which is a broadly representative and diverse group of 24 has met 7 times over the last year and several times during the winter and spring as

subcommittees to address its tasks. As chairs we are impressed by the hard work and dedication of the members and the involved state agencies. The committee has worked hard and made good progress. However, the process of identifying needs, verifying gaps in services and documenting costs to fill the gaps has taken longer than could have been imagined when the original legislation was enacted.

We find that the committee is simply unable to complete its work by the December 15, 2000 deadline. Rather than waste all the fine work of so many people, we request that the committee's deadline be extended 3 months to March 15, 2001. That would still give us time to report during the First Session. We could complete our work by meeting twice in December and once a month after that. We would not require any additional funding as many of the members are not seeking compensation for their services from the legislative account.

Thank you for your consideration of our request. Please contact either of us if you have any questions.

Sincerely,

A handwritten signature in cursive script that reads "Bill O'Gara".

Senator William O'Gara

Sincerely,

A handwritten signature in cursive script that reads "Matt Dunlap".

Rep. Matthew Dunlap

# Task Force on Educational Programming at Juvenile Correctional Facilities

## *Members*

Sen. Robert E. Murray, Jr., Co-Chair  
Rep. Shirley K. Richard, Co-Chair  
Sen. Mary E. Small  
Rep. Carol Weston  
Warren G. Galway  
Peter H. Hennessy  
Edwin "Buzz" Kastuck  
Carl Mowatt  
Helen Nichols  
Lars A. Olsen  
Dorothy D'Alessandro  
Annette Gillespie  
Joe-Anne Corwin

## *Staff*

Phillip D. McCarthy, Ed.D.  
Legislative Analyst  
Maine State Legislature  
Office of Policy & Legal Analysis  
13 State House Station  
Augusta, ME 04333  
Phone: (207) 287-1670  
Maine Relay Services: 1-800-437-1220  
Fax: (207) 287-1275  
Email: [phillip.mccarthy@state.me.us](mailto:phillip.mccarthy@state.me.us)

November 28, 2000

MEMO TO: The Honorable Mark W. Lawrence, Chair, Legislative Council

FROM: Sen. Robert Murray, Senate Chair, and Rep. Shirley Richard, House Chair,  
Task Force on Educational Programs at Juvenile Correctional Facilities

SUBJ: **Request for Approval of One Additional Task Force Meeting**

---

At the October 25<sup>th</sup> Legislative Council meeting, you approved an extension to December 15, 2000 for the Task Force on Educational Programs at Juvenile Correctional Facilities to complete our work. However, our request for the authority to meet one additional time was tabled. This additional meeting can be accomplished within existing budgeted resources.

On behalf of the task force, we are requesting the authority to meet one additional time in order for the task force to arrive at conclusions, recommend a plan of action and prepare legislation for consideration during the First Regular Session of the 120th Legislature. Task force members require an additional meeting day in order to meet with juvenile correction and education officials to review a proposed plan to meet the educational programming needs of detained youth at the juvenile correctional facilities prior to our final deliberations.

We trust that the Legislative Council will consider this request at the November 29, 2000 Legislative Council meeting. With one additional meeting, we will complete our review of educational programming needs and have sufficient time to submit the Task Force's report, recommendations and proposed legislation by December 15, 2000. On behalf of the Task Force, we thank you for your consideration of this request.

cc: Jim Clair, Acting Executive Director, Legislative Council  
David Boulter, Director, Office of Policy & Legal Analysis  
Members, Task Force on Educational Programs at Juvenile Correctional Facilities

**Task Force Budget**  
Task Force on Educational Programming at Juvenile Correctional Facilities  
(Revised 11/28/00)

Appropriations  
(P. L. 1999, c. 770, sec. 7)

|                                                                              |                |
|------------------------------------------------------------------------------|----------------|
| <b>LEGISLATURE</b>                                                           | <b>2000-01</b> |
| Task Force on Educational Programming<br>at Juvenile Correctional Facilities |                |

|                   |          |
|-------------------|----------|
| Personal Services | \$ 880   |
| All Other         | \$ 3,000 |

Provides funds for the per diem and expenses of legislative members and expenses for other eligible members of the task force on educational programming at juvenile correctional facilities and to print the required report.

|              |                |
|--------------|----------------|
| <b>TOTAL</b> | <b>\$3,880</b> |
|--------------|----------------|

**Proposed Budget**

Per diem authorized is usually \$55 per meeting per person for those who are eligible. Expenses are calculated at \$50 per person per meeting if eligible and if authorized. The printing cost for the report is usually \$500. If public hearings are specified they are calculated at \$1,000 per public hearing.

|                                                                       |         |
|-----------------------------------------------------------------------|---------|
| Legislators -- Per Diem and Expenses<br>(4 @ \$105 per day x 5 mtgs.) | \$2,100 |
|-----------------------------------------------------------------------|---------|

|                                                            |       |
|------------------------------------------------------------|-------|
| Public Members -- Expenses<br>(3 @ \$50 per day x 5 mtgs.) | \$750 |
|------------------------------------------------------------|-------|

|                             |       |
|-----------------------------|-------|
| Public Hearings (1 @ \$500) | \$500 |
|-----------------------------|-------|

|                 |              |
|-----------------|--------------|
| Report printing | <u>\$500</u> |
|-----------------|--------------|

|              |                |
|--------------|----------------|
| <b>TOTAL</b> | <b>\$3,850</b> |
|--------------|----------------|

|                    |                         |
|--------------------|-------------------------|
| Less Appropriation | <u><b>(\$3,880)</b></u> |
|--------------------|-------------------------|

|                              |                      |
|------------------------------|----------------------|
| Additional Funding Requested | <u><b>\$(30)</b></u> |
|------------------------------|----------------------|

**WORK PLAN**  
**Task Force on Educational Programming at Juvenile Correctional Facilities**  
119th Legislature, 2nd Regular Session -- Interim 2000

1. **PROJECT:** Task Force on Educational Programming at Juvenile Correctional Facilities (pursuant to P.L. 1999, c. 770)
2. **OBJECTIVE:** JCE Task Force is charged with studying the following issues: (1) determine the best methods of delivering educational services for students at educational programs and facilities located in or operated by juvenile correctional facilities, with an emphasis on special education and alternative education; (2) study how to integrate mental health and substance abuse services into educational settings; (3) determine the general type of student who will be served by juvenile correctional educational programming; (4) develop an appropriate set of outcomes for the juvenile correctional educational program; (5) determine whether juvenile correctional educational programs should seek educational or correctional accreditation; and (6) determine necessary qualifications for faculty, administration, recruitment and retention.
3. **PROJECT TEAM:** Sen. Murray and Rep. Richard, co-chairs; P. McCarthy (Staff), D. Elliott (Legal analysis), A. Ames (Researcher), K. Norris (Secretarial support).
4. **FINAL WORK PRODUCT(S):** Report, including findings and recommendations for legislation, to be submitted to 1<sup>st</sup> Reg. Session of 120th Legislature.
5. **INTENDED AUDIENCE:** Legislators (particularly EDU, HUM, CRJ & AFA), Executive and Judicial branch agencies, MYC advisory board, administration and staff, DOE, detained youth and their parents.
6. **ANTICIPATED START & COMPLETION DATES:** Start: 6/8/00      Complete: 11/1/00 (Note: Task force budget based on 1 PH and 4 mtgs.; P.L. 1999, c. 770 allows task force to request an extension).

7. **TASK FORCE MEETING PLAN:**

| <u>Key Elements</u>                                                                                                 | <u>Person(s)<br/>Responsible</u> | <u>Other Staff / Resources<br/>Needed and Type</u> | <u>Meeting Date</u> | <u>Consultation Needed With</u> |
|---------------------------------------------------------------------------------------------------------------------|----------------------------------|----------------------------------------------------|---------------------|---------------------------------|
| Task Force meeting plan                                                                                             |                                  |                                                    | 6/8      11/1       |                                 |
| 1st mtg. -- review background, formulate workplan, adopt goals & narrow focus                                       | Chairs/Staff                     | Research                                           | 9/15                | DOE/DOC                         |
| 2nd mtg. -- MYC tour, public hearing, review student profile & school plans                                         | Chairs/Staff                     | Research                                           | 10/3                | DOE/DOC                         |
| 3rd mtg. -- gather mental health and substance abuse data, accreditation panel, discuss findings and outline report | Chairs/Staff                     | Legal/Secretarial                                  | 10/24               | DOE/DOC/DMHMRSAS<br>NEASC/CEA   |
| 4th mtg. -- discuss findings & conclusions, report/ legislation drafting and review                                 | Chairs/Staff                     | Legal/Secretarial                                  | 11/1                | DOE/DOC/DMHMRSAS                |

**COMMISSION NAME**

TASK FORCE ON EDUCATIONAL PROGRAMMING AT JUVENILE  
CORRECTIONAL  
FACILITIES

**GENERATED BY**

LD 2608

**GENERATED BY**

Public Law, Chapter 770

**BUDGET**

| Personnel Budget | All Other Budget | Personnel Spent | All Other Spent | Personnel Residual | All Other Residual |
|------------------|------------------|-----------------|-----------------|--------------------|--------------------|
| \$880.00         | \$3,000.00       | \$495.00        | \$1,097.59      | \$385.00           | \$1,902.41         |

**As Of:**

11/6/00 3:33:21 PM

**Exit**

## Task Force on the Maine Learning Technology Endowment



### *Members*

*Rep. Michael F. Brennan, Chair*  
*Commissioner J. Duke Albanese*  
*Rep. Irvin G. Belanger*  
*Doug DeCamilla*  
*Robert H. Edwards*  
*Sen. Philip E. Harriman*  
*Mary Alyce Higgins*  
*Charles L. Johnson, III*  
*Sen. Carol A. Kontos*  
*John Lunt*  
*Rep. Richard H. Mailhot*  
*Bette Manchester*  
*Seymour Papert*  
*Neil Rolde*  
*Sen. Sharon Anglin Treat*  
*Commissioner Janet Waldron*  
*Thomas L. Welch*

### *Staff*

*Phillip D. McCarthy, Ed.D.*  
*Yellow Light Breen*

*Mailing Address: Maine State Legislature*  
*Office of Policy & Legal Analysis*  
*13 State House Station*  
*Augusta, ME 04333*  
*Phone: (207) 287-1670*  
*Fax: (207) 287-1275*

*E-mail: [phillip.mccarthy@state.me.us](mailto:phillip.mccarthy@state.me.us)*

*Maine Relay Services (TTY): 1-800-437-1220*

*URL: <http://www.state.me.us/legislopla/119study/mlte.htm>*

November 28, 2000

MEMO TO: The Honorable Mark W. Lawrence, Chair, Legislative Council

FROM: Rep. Michael Brennan, Chair, Task Force on the Maine Learning Technology Endowment

SUBJ: **Request for Approval of Two Additional Task Force Meetings**

---

At its October 25<sup>th</sup> meeting, the Legislative Council approved an extension to January 15, 2001 for the Task Force on the Maine Learning Technology Endowment to complete our work. However, our request for the authority to meet two additional times was tabled. These additional meetings can be accomplished within existing budgeted resources.

With two additional meetings, we will be able to complete our review of a proposed state technology plan and related MLTE endowment/governance issues, provide adequate time for our deliberations, and allow Task Force members sufficient time to complete it report and recommendations. This report will include recommendations for a state technology plan for the \$50,000,000 MLTE fund that must be considered during the First Regular Session of the 120th Legislature. We trust that the Legislative Council will consider this request at the November 29, 2000 Legislative Council meeting. Thank you for your consideration of this request.

cc: Jim Clair, Acting Executive Director, Legislative Council  
David Boulter, Director, Office of Policy & Legal Analysis  
Members, Task Force on the Maine Learning Technology Endowment



## WORK PLAN

### Task Force on the Maine Learning Technology Endowment

119th Legislature, 2<sup>nd</sup> Regular Session -- Interim 2000

1. **PROJECT:** Task Force on the Maine Learning Technology Endowment (pursuant to P.L. 1999, c. 731, Pt. FFF)
2. **OBJECTIVE:** The task force shall consider issues pertaining to and make recommendations to the Legislature on the structure, oversight and operation of the MLTE and the implementation of a state learning technology plan, including the following duties: (1) MLTE ongoing structure, governance and oversight; (2) assess the current use of technology in classrooms; (3) assess the current readiness of staff and determine the need for professional development; (4) strategy and goals for the integration of technology in the teaching of content areas and in the achievement of the Learning Results; (5) strategy and goals for improving and equalizing access to and use of technology in all schools; (6) phased implementation plan for the state learning technology plan; (7) strategies that coordinate the resources and goals of the MLTE with the MSLN and the State E-rate; (8) coordinate strategies for K-12 learning technology with postsecondary education initiatives & resources; and (9) plan to assess progress in implementing the state learning technology plan.
3. **PROJECT TEAM:** Rep. Brennan, Chair; P. McCarthy (OPLA co-staff), L. Ostermann (OFFPR), Y. Breen (DOE co-staff), D. Elliott (OPLA legal analysis), D. Shores Lynch (OPLA Researcher), K. Norris (OPLA secretarial support).
4. **FINAL WORK PRODUCT(S):** Proposed state learning technology plan, along with its recommendations to the Legislature by December 15, 2000. EDU may report out legislation during 1<sup>st</sup> Reg. Session of 120th Legislature any legislation necessary to implement the recommendations of the task force..
5. **INTENDED AUDIENCE:** Legislators (particularly EDU, AFA and UTE), Executive branch agencies (DOE, DAFS, MSRS, PUC), local school officials, teachers & parents.
6. **ANTICIPATED START & COMPLETION DATES:** Start: 8/31/00    Complete: 12/15/00 (Note: The task force budget based on 7 mtgs; PL 1999, c.731, Pt. FFF allows task force to request an extension).
7. **TASK FORCE MEETING PLAN:**

| <u>Key Elements</u>                                                                                        | <u>Person(s)<br/>Responsible</u> | <u>Other Staff / Resources<br/>Needed and Type</u> | <u>Meeting Date</u> | <u>Consultation Needed With</u> |
|------------------------------------------------------------------------------------------------------------|----------------------------------|----------------------------------------------------|---------------------|---------------------------------|
| Task Force meeting plan                                                                                    |                                  |                                                    | 9/1      12/15      |                                 |
| 1st mtg. -- review background, formulate workplan, & narrow focus                                          | Staff                            | LC Chair                                           | 9/7                 | DOE/DAFS/MSRS                   |
| 2nd mtg. -- prioritize policy goals, review data and DOE/PUC panel                                         | Chair/Staff                      | OPLA/DOE Research                                  | 9/25                | DOE/MMSA/DAFS                   |
| 3rd mtg. -- review data, K-12 educator panel, SEED demonstration and MSRS/DAFS investment/governance panel | Chair/Staff                      | OPLA/DOE                                           | 10/10               | DOE/MMSA/DAFS/MSRS/SEED         |
| 4th mtg. -- professional development and economic development panels                                       | Chair/Staff                      | OPLA/DOE                                           | 10/24               | DOE/MMSA/DAFS                   |
| 5th mtg. -- public hearing, discuss findings and outline draft report                                      | Chair/Staff                      | OPLA/DOE<br>ATM sites                              | 11/13               | DOE/MMSA/DAFS                   |
| 6th mtg. -- discuss findings and consider possible recommendations                                         | Chair/Staff                      | OPLA/DOE                                           | 11/27               | DOE/MMSA/DAFS/MSRS              |
| 7th mtg. -- review and revise report                                                                       | Chair/Staff                      | OPLA/DOE                                           | 12/11               | DOE/MMSA/DAFS/MSRS              |

**Task Force Budget**  
Task Force on the Maine Learning Technology Endowment  
(Revised 11/28/00)

Appropriations  
(P. L. 1999, c. 731, Pt. FFF)

**Sec. FFF-3. Appropriation.** The following funds are appropriated from the General Fund to carry out the purposes of this Part.

|                    |                |
|--------------------|----------------|
| <b>LEGISLATURE</b> | <b>2000-01</b> |
|--------------------|----------------|

Task Force on the Maine Learning Technology Endowment

|                   |                       |
|-------------------|-----------------------|
| Personal Services | \$2,310               |
| All Other         | <u>\$5,400</u>        |
| <b>TOTAL</b>      | <b><u>\$7,710</u></b> |

Provides funds for the per diem and expenses of legislative members and the expenses of other eligible members of the Task Force on the Maine Learning Technology Endowment and to print the required report.

**Proposed Budget**

Per diem authorized is usually \$55 per meeting per person for those who are eligible. Expenses are calculated at \$50 per person per meeting if eligible and if authorized. The printing cost for the report is usually \$500. If specified, a public hearing costs \$1,000.

|                                                                       |                         |
|-----------------------------------------------------------------------|-------------------------|
| Legislators -- Per Diem and Expenses<br>(6 @ \$105 per day x 9 mtgs.) | \$5,670                 |
| Public Members -- Expenses<br>(3 @ \$50 per day x 9 mtgs.)            | \$1,350                 |
| Report printing                                                       | <u>\$690</u>            |
| <b>PROPOSED TOTAL</b>                                                 | <b>\$7,710</b>          |
| <b>Less Appropriation</b>                                             | <b><u>(\$7,710)</u></b> |
| <b>Additional Funding Requested</b>                                   | <b><u>\$ 0</u></b>      |

**COMMISSION NAME**TASK FORCE ON THE MAINE LEARNING TECHNOLOGY  
ENDOWMENT**GENERATED BY**

LD 2510

**GENERATED BY**

Public Law, Chapter 731, Par

**BUDGET**

| Personnel Budget | All Other Budget | Personnel Spent | All Other Spent | Personnel Residual | All Other Residual |
|------------------|------------------|-----------------|-----------------|--------------------|--------------------|
| \$2,310.00       | \$5,400.00       | \$1,265.00      | \$1,532.74      | \$1,045.00         | \$3,867.26         |

**As Of:**

11/28/00 1:30:55 PM

**Exit**

**DEPARTMENT OF ADMINISTRATIVE & FINANCIAL SERVICES  
78 STATE HOUSE STATION  
AUGUSTA, ME 04333-0078**

**PHONE: 207-287-4547  
FAX: 207-287-4548  
TDD: 207-287-4537**

**MEMORANDUM**

**TO:** Jim Clair, Acting Executive Director  
Legislative Council Office

**FROM:** Charles A. Jacobs, Deputy Commissioner  
Department of Administrative & Financial Services

**DATE:** October 19, 2000

**SUBJ:** Plaque for Renovated State Office Building

\*\*\*\*\*

Attached please find a draft of a proposed plaque for the renovated Cross State Office Building. The plaque will be the same size and material as the existing plaque. It will be attached to the opposite wall of the West Lobby.

We would appreciate it if you would seek the approval of the Council at the earliest opportunity. We will need to have this in final form early in January.

Thanks for your assistance.

CAJ:sjt

Attachment

cc: Kay Rand

OCT 23 2000

# BURTON M. CROSS

1953 GOVERNOR 1955

## STATE OFFICE BUILDING

1999 RENOVATION 2001

GOVERNOR  
ANGUS S. KING Jr.

SENATOR  
MARK W. LAWRENCE  
PRESIDENT OF THE SENATE


SENATOR  
TO BE DETERMINED  
PRESIDENT OF THE SENATE



REPRESENTATIVE  
ELIZABETH H. MITCHELL  
SPEAKER OF THE HOUSE

REPRESENTATIVE  
G. STEVEN ROWE  
SPEAKER OF THE HOUSE

REPRESENTATIVE  
TO BE DETERMINED  
SPEAKER OF THE HOUSE

 SMRT  
ARCHITECTURE ENGINEERING PLANNING  
Portland, Maine



GRANGER NORTHERN  
GENERAL CONTRACTOR  
Portland, Maine

# Time and Attendance System (TAMS)

## Summary Information for the Legislative Council 11/29/2000

The Bureau of Accounts and Control (BAC) and Bureau of Information Services (BIS) staff are jointly leading the development, testing and implementation of Time & Attendance Management System (TAMS). Project management services are also being provided by Laurel Harris, of Berry, Dunn, McNeil & Parker. In addition, a Project Office, and various other functional teams, composed of agency stakeholders are also committed to implementing the system.

There are four major objectives of the TAMS project:

- 1) standardize the time and attendance process for State government,
- 2) replace employee paper timesheets with an automated Intranet solution,
- 3) provide agencies with a means to track and report project and cost allocations related to payroll, and
- 4) to interface with the MFASIS Accounting and Human Resource Systems and the new Budget Financial Management System (BFMS).

The use of TAMS will result in a timesheet and payroll process that is much less labor intensive and more accurate than is currently in place.

The Legislative Office of Information Services has been asked by the Acting Executive Director to attend TAMS design and development meetings so that we can gather information about its functionality.

### Cost

BAC and the BIS have not fully determined the cost or method of billing agencies. At this point they are reporting the intent to use a "number of employees" based cost allocation with an estimated annual charge of \$10-\$15 per employee. The total for the 250 Legislative staff members (not including legislators) would be \$3,750.00 per year.

### Summary of benefits

#### To the employees:

- can access to their current leave (sick/vacation) balances and detailed leave history,
- can prepare their timesheets information using a browser instead of various paper based methods,

#### To the supervisors:

- can obtain up-to-date leave balance information,
- can run reports to determine trends, problem areas or to gather information,
- can run reports to meet Federal and State reporting, internal project and time allocation requirements.

#### In general:

- information is entered into secure browser screens.
- handwritten timesheets are replaced by the employee entering hours into TAMS. This eliminates the need for a payroll clerk to enter information into MFASIS.
- payroll clerks can spend more time on the accuracy and management of the information.
- previous electronic timesheets are available, reducing the need to keep paper copies.
- the interface with the MFASIS Accounting System and the Budget Financial

Management System (BFMS) (under development), will enable the automated allocation of payroll expenditures based on budgetary distributions for any given position.

- make consistent the method of time collection, verification, tracking and reporting
- simplifies compliance with changes in accounting requirements and human resource policy as they are implemented.

Training and Implementation dates July 2001 to December 2001

**The Time & Attendance Management System has been designed to provide the following functionality:**

**1) System Process Overview** – the process begins with the employee completing a timesheet. Once submitted, the timesheet flows through appropriate approval layers and the data is moved to the MFASIS HR system to generate payroll transactions. In addition, an interface will exist with the Budget Financial Management System (BFMS) and resulting, employee payroll information, default position funding, and/or project accounting information is fed to the TAMS warehouse.

**2) Timesheet** – Employees will be able to access their TAMS timesheet on the Intranet using a standard Internet browser. Entry options will include a variety of descriptions (i.e. work, sick leave, holiday) that time will be charged against for a bi-weekly period. The employee's timesheet will be submitted for supervisory approval upon application of an electronic signature.

**3) Project Cost Accounting** – As defined by their agency, employees will be given permission to apply time worked to specific projects and tasks or let funding default to that assigned to the position through BFMS. If charging to projects, an administrator will assign the employee projects, tasks, and related data. The basic relationship is that projects own tasks and funding is associated at the task level with the assignment of a valid MFASIS account code. Most project related charges would be available on the employee's timesheet by drop-down menu.

**4) Leave Accounting** – Leave balances will be tracked for sick leave, vacation, comp, and personal time. Leave records will be tied to the employee, therefore, allowing access to all of their on-file information even if the time was recorded while working at a past agency. Any leave usage entered on the timesheet will be deducted from the leave balance and accruals will be added on a bi-weekly basis

**5) Payroll Processing** – Each employee will be assigned to a Payroll Clerk in his or her agency. The agency payroll officer will review timesheet exceptions based on a predefined set of rules. For example, any employee with total hours over or under their normal schedule will be flagged for review. After review and any necessary adjustments, the Agency Payroll Officer will apply an approval to all assigned timesheets in order for BAC Central Payroll to do a final review. Finally, the TAMS data is transmitted to MFASIS HR for payroll processing.

**6) Interfaces** – Employee profile information is populated from the MFASIS HR system. An interface with the MFASIS Accounting system will be used to validate the account structure used

in project accounting if that feature is used. The BFMS will provide the budgeted cost allocation for each position. Payroll and Cost Accounting information will be provided to the TAMS warehouse to supply history data to agencies.

**7) Agency Administration** – Employees, positions, projects, and other agency specific information will be administered and organized based on the MFASIS HR system processing company code. There are two distinct administration roles required at the agency level: Profile updates and Project/task maintenance. Updates to the employee profile information will include assignment to supervisory groups, leave rate changes, etc. Project/task maintenance will include setting up projects and related information as well as assignments of positions to projects and tasks.

**8) Security** – Users are assigned a userid to access the system and this ID is retained throughout their employment in State government, allowing the employee access to timesheet and leave history records. System security will be assigned at the following levels: Employee, Agency Administrator, Agency Project Administrator, Agency Payroll Officer(s), Central Payroll Administration, Central Payroll Officer(s), and Central Payroll Supervisor.

---

Decision points:

- 1) Is the Legislative Council interested in participating in TAMS?
- 2) What guidance can you provide to staff?



**119<sup>th</sup> MAINE STATE LEGISLATURE**  
**LEGISLATIVE COUNCIL**  
**November 29, 2000**

**World Wide Web Page Hosting Services**

**Background:**

The Executive Branch currently hosts the Legislature's Web page on the Bureau of Information Services' (BIS) "Janus" Web server. As the host, BIS provides the Legislature with Web server space, technical and administration services, as well as providing access to the Internet.

In 1998, the Legislature enacted the InforME Public Information Access Act, which called for the creation of a public/private long-term partnership to build a gateway network to public information. InforME is a state-owned, state-managed gateway to put state government information and transactions online. The InforME Board comprised of public and private members, sets policy and approve fees for InforME services. The Legislature's intent was that InforME would ultimately be self-supporting, requiring no tax dollars or appropriated funds to create and expand electronic services.

The Executive Branch, under its contract with InforME, has transferred its Web page hosting responsibilities from BIS to InforME. The process of transferring agency Web pages to InforME is nearing completion. The Judicial Branch is transitioning its Web page to InforME as well. InforME has assumed this responsibility at no cost as part of their scope of work under the contract they have with the State of Maine.

BIS, at the Legislature's request, has not transferred the Legislature's Web page pending Legislative Council review and approval.

**Discussion:**

1. The Executive Branch at a point in the future (2001) intends to stop providing Web page hosting services and transfers those responsibilities to InforME.
2. There are no significant technical issues involved in the transfer of Web pages from BIS to InforME. InforME and BIS are now experienced in the process. Early in the move of agency Web pages to InforME, there were performance issues that InforME has since addressed.
3. InforME assumes this responsibility at no cost as part of their scope of work under the contract with the State of Maine.
4. Under InforME hosting, the Legislative Web page continues to look and operate as it does today. Only the Legislature provides page content.
5. InforME, under the scope of its existing state contract, will seek approval to repackage Legislative data and sell the "value added" product to the public e.g. "Lobbyist in a Box".
6. A service level agreement needs to be negotiated between the Legislature and InforME, and approved by the Legislative Council before proceeding with a transfer of the Legislative Web page from BIS to InforME.

**Recommendation:**

The Legislative Council authorize the Executive Director to work with InforME to develop a service level agreement for InforME to provide services related to hosting the Legislature's Web page, that defines InforME's service and performance standards and defines the terms of repackaging and selling "value added" Legislative data.



**MAINE STATE LEGISLATURE**  
Augusta, Maine 04333

**COMMISSION TO RECOGNIZE VIETNAM VETERANS IN THE STATE HOUSE  
HALL OF FLAGS**

November 1, 2000

Mr. James Clair  
Acting Executive Director  
Legislative Council  
115 State House Station  
Augusta, ME 04333-0115


Dear Jim:


Enclosed please find a copy of the Final Report to the 119<sup>th</sup> Legislature from the Commission to Recognize Vietnam Veterans in the State House Hall of Flags, pursuant to Sec. 6 of Resolves 1999, Chapter 113. Sec. 6 requires that the commission submit a final report to you by November 1, 2000.

Please note that the Commission has not completed its work and has requested the Department of Defense, Veterans and Emergency Management to submit legislation to the First Regular Session of the 120<sup>th</sup> Legislature to retroactively extend its final reporting deadline to December 1, 2001.

Should you have any questions, please contact the commission's staff, Chris Spruce at OPLA.

Sincerely,

  
General Earl Adams, co-chair

  
Mr. Donald Simoneau, co-chair

enc.

cc: David Boulter, Director, OPLA

NOV - 8 2000



**MAINE STATE LEGISLATURE**  
Augusta, Maine 04333

**COMMISSION ON CHILD ABUSE**

November 1, 2000

The Honorable Mark W. Lawrence, Chair  
The Honorable G. Steven Rowe, Co-Chair  
Legislative Council  
115 State House Station  
Augusta, ME 04333

Dear Senator Lawrence and Representative Rowe:

This letter is to inform you that the Commission to Study Child Abuse has submitted the attached report including recommended legislation to the 119<sup>th</sup> Maine Legislature in accordance with Joint Order, pursuant to H.P. 1930 as amended by committee amendment "A", H-1135. Copies of the report have also been placed on file with the Law and Legislative Library.

Sincerely,

A handwritten signature in cursive script, appearing to read "B. Daggett".

Senator Beverly C. Daggett, Senate Chair

A handwritten signature in cursive script, appearing to read "Pat Jacobs".

Representative Patricia T. Jacobs, House Chair

cc: Members of the Legislative Council (w/enc.)

NOV - 7 2000



**MAINE STATE LEGISLATURE**  
Augusta, Maine 04333

**THE JOINT STUDY COMMITTEE TO STUDY  
BOMB THREATS IN MAINE SCHOOLS**

November 1, 2000

The Honorable Mark W. Lawrence, Chair  
The Honorable G. Steven Rowe, Co-Chair  
Legislative Council  
115 State House Station  
Augusta, ME 04333

Dear Senator Lawrence and Representative Rowe:

Pursuant to H.P. 1938, the Joint Study Committee to Study Bomb Threats in Maine Schools is pleased to submit its final report including legislation. Copies of the report have been transmitted to the members of the 119<sup>th</sup> Legislature. Copies of the report have also been placed on file with the Law and Legislative Reference Library.

Sincerely,

A handwritten signature in cursive script that reads "Peggy Pendleton".

Senator Peggy Pendleton, Senate Chair

A handwritten signature in cursive script that reads "John F. McDonough".

Representative John F. McDonough, House Chair

cc: Members of the Legislative Council (w/enc.)  
Executive Director, Legislative Council  
David E. Boulter, Director, Office of Policy & Legal Analysis

NOV 17 2000



**MAINE STATE LEGISLATURE**

Augusta, Maine 04333

**JOINT SELECT COMMITTEE  
ON THE PSYCHIATRIC TREATMENT INITIATIVE**


November 1, 2000


The Honorable Mark W. Lawrence, Chair  
The Honorable G. Steven Rowe, Co-Chair  
Legislative Council  
115 State House Station  
Augusta, ME 04333

Dear Senator Lawrence and Representative Rowe:

This letter is to inform you that the Joint Select Committee on the Psychiatric Treatment Initiative has submitted the attached report to the Joint Standing Committee on Health and Human Services, the Joint Standing Committee on Appropriations and Financial Affairs and the Joint Standing Committee on Criminal Justice pursuant to Joint Order, H.P. 1955. Copies of the report have been placed on file with the Law and Legislative Reference Library.

Sincerely,

  
Senator Beverly C. Daggett, Senate Chair

  
Representative Joseph E. Brooks, House Chair

cc: Members of the Legislative Council (w/enc.)

NOV - 7 2000

MAINE STATE LEGISLATURE  
Legislative Council  
Electronic Data Transfer FY 2002/2003 Budget  
November 29, 2000

**Background:**

Preparation for the FY 2002/2003 Budget by the Bureau of the Budget involves two changes from past practices:

1. Implementation of Performance Measurement Budgeting by the Executive
2. Use of a onetime "bridge" system to transition from the old budgeting system to the new budgeting system.

Preparation of the FY 2002/2003 Budget Bill by the Legislature requires use of the existing Wang based bill drafting system, which has a limited ability to accept the quantity of and format of the data provided by the Bureau of the Budget under the Performance Measurement Budgeting criteria.

The Bureau of the Budget seeks to fully comply with the statutory requirements of submitting the budget to the Legislature in a Performance Measurement format. Agencies developed their budgets following performance measurement criteria, using Excel spreadsheet templates. The Bureau of the Budget proposes to provide these spreadsheets in their final version as both the text and electronic version of the budget request to the Legislature.

Once implemented, the Bureau of the Budget intends to populate the new budgeting system with the FY 2002/2003 budget data and proceed forward from that point using the new system.

**Issues:**

1. The electronic version of the proposed budget consists of seventy (70) +- Excel spreadsheets, which require conversion into the Wang database and validation of the accuracy of the converted data.
2. Elements of the Excel data provided have not been included as part of previous budget bills and exceeds Wang bill drafting capabilities. The Performance Measurement format doubles the amount of data provided. (examples attached)
3. Guidance required on how the Legislature wishes to have the first Performance Measurement based Budget Bill packaged for Legislative review.
4. Providing final budget bill data back to BOB in an electronic format.

**Next Steps:**

1. OFPR, ROS, and OIS working with BOB to electronically transmit budget bill data in both directions.
2. Evaluate with 120<sup>th</sup> Leadership the options for presenting the budget for Legislative review.



# LIBRARY, MAINE STATE

|                                     | 2000             | 2001             | 2002<br>Budget   | 2003<br>Budget   |
|-------------------------------------|------------------|------------------|------------------|------------------|
| <b>Department Summary All Funds</b> |                  |                  |                  |                  |
| Positions - Legislative Count       | 60,000           | 60,000           | 60,000           | 60,000           |
| Personal Services                   | 2,393,567        | 2,448,393        | 2,671,287        | 2,768,557        |
| All Other                           | 2,891,934        | 1,645,570        | 1,617,222        | 1,674,464        |
| Capital Expenditures                | 65,000           | 20,000           | 49,000           | 45,500           |
| <b>Total</b>                        | <b>5,350,501</b> | <b>4,113,963</b> | <b>4,337,509</b> | <b>4,488,521</b> |

|                                        |                  |                  |                  |                  |
|----------------------------------------|------------------|------------------|------------------|------------------|
| <b>Department Summary General Fund</b> |                  |                  |                  |                  |
| Positions - Legislative Count          | 47,000           | 47,000           | 47,000           | 47,000           |
| Personal Services                      | 1,923,359        | 1,962,348        | 2,156,448        | 2,230,082        |
| All Other                              | 2,225,490        | 978,795          | 1,008,760        | 1,032,220        |
| Capital Expenditures                   | 65,000           | 20,000           | 49,000           | 45,500           |
| <b>Total</b>                           | <b>4,213,849</b> | <b>2,961,143</b> | <b>3,214,208</b> | <b>3,307,802</b> |

|                                                     |                  |                  |                  |                  |
|-----------------------------------------------------|------------------|------------------|------------------|------------------|
| <b>Department Summary Federal Expenditures Fund</b> |                  |                  |                  |                  |
| Positions - Legislative Count                       | 13,000           | 13,000           | 13,000           | 13,000           |
| Personal Services                                   | 470,208          | 486,045          | 514,839          | 538,475          |
| All Other                                           | 636,419          | 636,750          | 571,800          | 599,900          |
| <b>Total</b>                                        | <b>1,106,627</b> | <b>1,122,795</b> | <b>1,086,639</b> | <b>1,138,375</b> |

|                                                       |               |               |               |               |
|-------------------------------------------------------|---------------|---------------|---------------|---------------|
| <b>Department Summary Other Special Revenue Funds</b> |               |               |               |               |
| All Other                                             | 30,025        | 30,025        | 36,662        | 42,344        |
| <b>Total</b>                                          | <b>30,025</b> | <b>30,025</b> | <b>36,662</b> | <b>42,344</b> |

|                      |                                                                                                                                                                                                         |
|----------------------|---------------------------------------------------------------------------------------------------------------------------------------------------------------------------------------------------------|
| <b>Goal A</b>        | <b>Regardless of location or residency, Maine people will have full access to the Maine State Library information system.</b>                                                                           |
| <b>Objective A-1</b> | <b>By the year 2002, 20% of Maine people will recognize and use the Maine State Library and its statewide library network as the central point for access to a state-of-the-art information system.</b> |

## Administration 0215

Provides leadership for development of library services in Maine.

| Performance Measures                                                                        | Baseline         | 1999-2000      | 2000-01        | 2001-02        | 2002-03        |
|---------------------------------------------------------------------------------------------|------------------|----------------|----------------|----------------|----------------|
| 1 Number of ATM sessions.                                                                   | 40               | 100            | 200            | 200            | 200            |
| 2 # of Maine citizens contacting MSL through telephone, e-mail, and fax contacts.           | 30000            | 35000          | 37000          | 37000          | 37500          |
| 3 # of Maine citizens using the internet through public access terminals at the Maine State | 5000             | 6000           | 7000           | 7500           | 7500           |
| <b>Program Summary All Funds</b>                                                            |                  |                |                |                |                |
| Positions - Legislative Count                                                               | 4,000            | 4,000          | 4,000          | 4,000          | 4,000          |
| Personal Services                                                                           | 233,058          | 235,313        | 257,892        | 265,265        | 265,265        |
| All Other                                                                                   | 1,383,050        | 97,050         | 100,113        | 101,070        | 101,070        |
| <b>Total</b>                                                                                | <b>1,616,108</b> | <b>332,363</b> | <b>358,005</b> | <b>366,335</b> | <b>366,335</b> |
| <b>Program Summary General Fund</b>                                                         |                  |                |                |                |                |
| Positions - Legislative Count                                                               | 4,000            | 4,000          | 4,000          | 4,000          | 4,000          |
| Personal Services                                                                           | 233,058          | 235,313        | 257,892        | 265,265        | 265,265        |
| All Other                                                                                   | 1,383,050        | 97,050         | 100,113        | 101,070        | 101,070        |
| <b>Total</b>                                                                                | <b>1,616,108</b> | <b>332,363</b> | <b>358,005</b> | <b>366,335</b> | <b>366,335</b> |

## Library Development 0217

Provides leadership and support for library development in all types of libraries throughout the state

| Performance Measures                                                                | Baseline | 1999-2000 | 2000-01 | 2001-02 | 2002-03 |
|-------------------------------------------------------------------------------------|----------|-----------|---------|---------|---------|
| 1 # of libraries, in state, participating in the Maine Library Information Systems. | 21       | 40        | 50      | 55      | 60      |
| 2 # of resources shared among Maine libraries.                                      | 13263    | 13800     | 14200   | 14500   | 15000   |
| 3 # of consultations delivered by Maine State Library District Consultants.         | 200      | 250       | 300     | 325     | 350     |
| 4 # of Maine citizens using or aware of the Maine Library Information System.       | 300000   | 350000    | 400000  | 450000  | 450000  |

NEW  
P/m  
Format

Program Summar All Funds

|                               |           |           |           |           |
|-------------------------------|-----------|-----------|-----------|-----------|
| Positions - Legislative Count | 56,000    | 56,000    | 56,000    | 56,000    |
| Personal Services             | 2,160,509 | 2,213,080 | 2,413,395 | 2,503,292 |
| All Other                     | 1,508,384 | 1,548,020 | 1,516,609 | 1,572,894 |
| Capital Expenditures          | 65,000    | 20,000    | 49,000    | 45,500    |
| Total                         | 3,733,893 | 3,781,100 | 3,979,004 | 4,121,686 |

Program Summar General Fund

|                               |           |           |           |           |
|-------------------------------|-----------|-----------|-----------|-----------|
| Positions - Legislative Count | 43,000    | 43,000    | 43,000    | 43,000    |
| Personal Services             | 1,690,301 | 1,727,035 | 1,898,556 | 1,964,817 |
| All Other                     | 841,940   | 881,245   | 908,147   | 930,650   |
| Capital Expenditures          | 65,000    | 20,000    | 49,000    | 45,500    |
| Total                         | 2,597,241 | 2,628,280 | 2,855,703 | 2,940,967 |

Program Summar Federal Expenditures Fund

|                               |           |           |           |           |
|-------------------------------|-----------|-----------|-----------|-----------|
| Positions - Legislative Count | 13,000    | 13,000    | 13,000    | 13,000    |
| Personal Services             | 470,208   | 486,045   | 514,839   | 538,475   |
| All Other                     | 636,419   | 636,750   | 571,800   | 599,900   |
| Total                         | 1,106,627 | 1,122,795 | 1,086,639 | 1,138,375 |

Program Summar Other Special Revenue Funds

|           |        |        |        |        |
|-----------|--------|--------|--------|--------|
| All Other | 30,025 | 30,025 | 36,662 | 42,344 |
| Total     | 30,025 | 30,025 | 36,662 | 42,344 |

Special Acquisition 0260

Provide funds to the Maine State Library for the purchase of historically significant material.

| Performance Measures        |                                                                     | Baseline | 1999-2000 | 2000-01 | 2001-02 | 2002-03 |
|-----------------------------|---------------------------------------------------------------------|----------|-----------|---------|---------|---------|
| 1                           | # of historically significant items purchased annually and added to | 0        | 0         | 1       | 1       | 1       |
| Program Summar All Funds    |                                                                     |          |           |         |         |         |
|                             | All Other                                                           |          | 500       | 500     | 500     | 500     |
|                             | Total                                                               |          | 500       | 500     | 500     | 500     |
| Program Summar General Fund |                                                                     |          |           |         |         |         |
|                             | All Other                                                           |          | 500       | 500     | 500     | 500     |
|                             | Total                                                               |          | 500       | 500     | 500     | 500     |

NEW  
P/M  
FORMAT

Uniform State Laws -  
Commission on

|                    |        |        |
|--------------------|--------|--------|
| * General Fund     |        |        |
| All Other          | 20,000 | 20,600 |
| Fund 010 : Total * | 20,000 | 20,600 |

\*\* SUMMARY -  
LEGISLATURE

|                               |            |            |
|-------------------------------|------------|------------|
| * General Fund                |            |            |
| Positions - Legislative Count | (128.000)  | (128.000)  |
| Positions - FTE Count         | (51.423)   | (51.423)   |
| Personal Services             | 11,092,909 | 11,964,993 |
| All Other                     | 4,184,553  | 4,976,601  |
| Capital Expenditures          | 55,000     | 75,000     |
| Umbrella Fund : Total *       | 15,332,462 | 17,016,594 |

## - Other Participating Funds -

|                             |     |     |
|-----------------------------|-----|-----|
| Other Special Revenue Funds |     |     |
| All Other                   | 200 | 200 |
| Umbrella Fund : Total *     | 200 | 200 |

\*\* SUMMARY -  
LEGISLATURE

|                               |            |            |
|-------------------------------|------------|------------|
| Positions - Legislative Count | (128.000)  | (128.000)  |
| Positions - FTE Count         | (51.423)   | (51.423)   |
| Personal Services             | 11,092,909 | 11,964,993 |
| All Other                     | 4,184,753  | 4,976,801  |
| Capital Expenditures          | 55,000     | 75,000     |

\*\*Umbrella Grand Totals\*\* 15,332,662 17,016,794

## MAINE STATE LIBRARY

## MAINE STATE LIBRARY

## Administration - Library

|                               |         |         |
|-------------------------------|---------|---------|
| * General Fund                |         |         |
| Positions - Legislative Count | (4.000) | (4.000) |
| Personal Services             | 233,058 | 235,313 |
| All Other                     | 90,650  | 97,050  |
| Fund 010 : Total *            | 323,708 | 332,363 |

## Library Development Services

|                               |           |           |
|-------------------------------|-----------|-----------|
| * General Fund                |           |           |
| Positions - Legislative Count | (26.000)  | (26.000)  |
| Personal Services             | 1,042,766 | 1,063,795 |
| All Other                     | 351,400   | 351,800   |
| Capital Expenditures          | 50,000    | 4,000     |
| Fund 010 : Total *            | 1,444,166 | 1,419,595 |

## - Other Participating Funds -

|                               |          |          |
|-------------------------------|----------|----------|
| Federal Expenditures Fund     |          |          |
| Positions - Legislative Count | (13.000) | (13.000) |
| Personal Services             | 470,208  | 486,045  |
| All Other                     | 636,419  | 636,750  |

Fund 013 : Total \* 1,106,627 1,122,795

|                             |        |        |
|-----------------------------|--------|--------|
| Other Special Revenue Funds |        |        |
| All Other                   | 30,025 | 30,025 |

Fund 014 : Total \* 30,025 30,025

\*\* SUMMARY - LIBRARY  
DEVELOPMENT SERVICES

|                               |           |           |
|-------------------------------|-----------|-----------|
| Positions - Legislative Count | (39.000)  | (39.000)  |
| Personal Services             | 1,512,974 | 1,549,840 |
| All Other                     | 1,017,844 | 1,018,575 |
| Capital Expenditures          | 50,000    | 4,000     |

Program : Total \* 2,580,818 2,572,415

## Library Special Acquisitions Fund

|                |     |     |
|----------------|-----|-----|
| * General Fund |     |     |
| All Other      | 500 | 500 |

Fund 010 : Total \* 500 500

Reader and Information Services -  
Library

|                               |          |          |
|-------------------------------|----------|----------|
| * General Fund                |          |          |
| Positions - Legislative Count | (17.000) | (17.000) |
| Personal Services             | 647,535  | 663,240  |
| All Other                     | 215,540  | 254,445  |
| Capital Expenditures          | 15,000   | 16,000   |

Fund 010 : Total \* 878,075 933,685

\*\* SUMMARY - MAINE STATE  
LIBRARY

|                               |           |           |
|-------------------------------|-----------|-----------|
| * General Fund                |           |           |
| Positions - Legislative Count | (47.000)  | (47.000)  |
| Personal Services             | 1,923,359 | 1,962,348 |
| All Other                     | 658,090   | 703,795   |
| Capital Expenditures          | 65,000    | 20,000    |

Umbrella Fund : Total \* 2,646,449 2,686,143

## - Other Participating Funds -

|                               |          |          |
|-------------------------------|----------|----------|
| Federal Expenditures Fund     |          |          |
| Positions - Legislative Count | (13.000) | (13.000) |
| Personal Services             | 470,208  | 486,045  |
| All Other                     | 636,419  | 636,750  |

Umbrella Fund : Total \* 1,106,627 1,122,795

|                             |        |        |
|-----------------------------|--------|--------|
| Other Special Revenue Funds |        |        |
| All Other                   | 30,025 | 30,025 |

Umbrella Fund : Total \* 30,025 30,025

\*\* SUMMARY - MAINE  
STATE LIBRARY

|                               |           |           |
|-------------------------------|-----------|-----------|
| Positions - Legislative Count | (60.000)  | (60.000)  |
| Personal Services             | 2,393,567 | 2,448,393 |
| All Other                     | 1,324,534 | 1,370,570 |

PRIOR  
FOULMAY

# SUPPLEMENTAL BUDGET REQUESTS

|            |  |
|------------|--|
| Goal:      |  |
| Objective: |  |

## Current Services Performance Targets

### Current Performance Measures

Baseline      2001-02      2002-03

1  
2  
3  
4  
5  
6

New Initiative

Incremental Change  
2001-02      2002-03

### Performance Measures Affected

Positions - Legislative Count  
Positions - FTE Count  
Personal Services  
All Other  
Capital Expenditures

Total

Positions - Legislative Count  
Positions - FTE Count  
Personal Services  
All Other  
Capital Expenditures

Total

New Initiative

Incremental Change  
2001-02      2002-03

### Performance Measures Affected


Positions - Legislative Count  
Positions - FTE Count

SUPPLEMENTAL  
P/M  
FORMAT

# State of Maine Performance Budgeting Prototype

c. 401, Public Laws of 1999, Part A  
(Supplemental Budget Bill)  
c. 473, Public Laws of 1999, Part A,  
(Supplemental Highway Budget Bill)

December, 1999



|                             |         |         |
|-----------------------------|---------|---------|
| Other Special Revenue Funds |         |         |
| Personal Services           | \$4,800 | \$4,033 |
| All Other                   | \$41    | \$34    |
| Total                       | \$4,841 | \$4,067 |

**New Initiative: Provides for the allocation of funds for participation in the centralized Licensing Service Center.**

| <u>Performance Measures Affected</u> | <u>Incremental Change</u> |          |
|--------------------------------------|---------------------------|----------|
|                                      | 1999-00                   | 2000-01  |
| 0 No Measurable Impact               | 0                         | 0        |
| Other Special Revenue Funds          |                           |          |
| All Other                            | \$13,877                  | \$13,796 |
| Total                                | \$13,877                  | \$13,796 |

**Goal: Enhance Economic Opportunities**

**Objective: Increase the value of Maine produced agricultural products and processed foods.**

Market and Production Development, Div. of 0833

Enhance the competitive position of Maine agricultural producers and processors globally through new and existing crop and livestock opportunity development/diversification and implement target market and promotional programs to increase market share of Maine agribusinesses.

| <u>Current Performance Measures</u>                                                                                                 | <u>Current Services Targets</u> |         |         |
|-------------------------------------------------------------------------------------------------------------------------------------|---------------------------------|---------|---------|
|                                                                                                                                     | Baseline                        | 1999-00 | 2000-01 |
| 1 Number of development activities participated in                                                                                  | 20                              | 15      | 15      |
| 2 Percent increase in number of constituents wanting to be included in Division promotional activities (baseline 1000 constituents) |                                 | 20%     | 30%     |
| 3 Number of Web site "hits"                                                                                                         | 6,000                           | 12,000  | 30,000  |
| 4 Number of proposed AMLF loan projects determined to be eligible                                                                   | N/A                             | N/A     | N/A     |

**New Initiative: Provides funds for increased efforts in marketing Maine agribusiness.**

| <u>Performance Measures Affected</u>                                                                   | <u>Incremental Change</u> |           |
|--------------------------------------------------------------------------------------------------------|---------------------------|-----------|
|                                                                                                        | 1999-00                   | 2000-01   |
| 1 Number of development activities participated in                                                     | 10                        | 10        |
| 2 Percent increase in number of constituents wanting to be included in Division promotional activities | 17.5%                     | 35.0%     |
| 3 Number of Web site "hits"                                                                            | 6,000                     | 18,000    |
| General Fund                                                                                           |                           |           |
| All Other                                                                                              | \$250,000                 | \$250,000 |
| Total                                                                                                  | \$250,000                 | \$250,000 |

NEW  
P/m  
format

**New Initiative: Provides for the allocation of funds to utilize interest earnings on the Agricultural Marketing Loan Fund to award grants in accordance with the statutory authority.**

| <u>Performance Measures Affected</u> | <u>Incremental Change</u> |         |
|--------------------------------------|---------------------------|---------|
|                                      | 1999-00                   | 2000-01 |
| 0 No Measurable Change               | 0                         | 0       |



|                                                                                                                                                                                                                                                                                                                                                                                                                                                                                                                                                                                                                                       |                |                |                                                                                                                                                                                                                                                                                                                                                                                        |                |                |
|---------------------------------------------------------------------------------------------------------------------------------------------------------------------------------------------------------------------------------------------------------------------------------------------------------------------------------------------------------------------------------------------------------------------------------------------------------------------------------------------------------------------------------------------------------------------------------------------------------------------------------------|----------------|----------------|----------------------------------------------------------------------------------------------------------------------------------------------------------------------------------------------------------------------------------------------------------------------------------------------------------------------------------------------------------------------------------------|----------------|----------------|
| licensing services that are<br>Internet accessible.                                                                                                                                                                                                                                                                                                                                                                                                                                                                                                                                                                                   |                |                | MAINE ARTS COMMISSION                                                                                                                                                                                                                                                                                                                                                                  |                |                |
|                                                                                                                                                                                                                                                                                                                                                                                                                                                                                                                                                                                                                                       |                |                | TOTAL                                                                                                                                                                                                                                                                                                                                                                                  | 0              | 0              |
| <b>Division of Market and<br/>Production Development</b>                                                                                                                                                                                                                                                                                                                                                                                                                                                                                                                                                                              |                |                | <b>ATTORNEY GENERAL,<br/>DEPARTMENT OF THE</b>                                                                                                                                                                                                                                                                                                                                         |                |                |
| All Other                                                                                                                                                                                                                                                                                                                                                                                                                                                                                                                                                                                                                             | 250,000        | 250,000        | Administration - Attorney<br>General                                                                                                                                                                                                                                                                                                                                                   |                |                |
| Provides for the<br>appropriation of funds for<br>increased effort in<br>marketing for Maine<br>agribusiness. The<br>Commissioner of<br>Agriculture, Food and<br>Rural Resources shall<br>submit reports on the<br>effectiveness of these<br>expenditures in improving<br>agricultural marketing<br>efforts to the joint<br>standing committees of<br>the Legislature having<br>jurisdiction over<br>appropriations and<br>financial affairs and<br>agriculture, conservation<br>and forestry matters. The<br>first report is due not later<br>than January 14, 2000.<br>The 2nd report is due not<br>later than January 12,<br>2001. |                |                | Positions - Legislative Count                                                                                                                                                                                                                                                                                                                                                          | (1,000)        | (1,000)        |
|                                                                                                                                                                                                                                                                                                                                                                                                                                                                                                                                                                                                                                       |                |                | Personal Services                                                                                                                                                                                                                                                                                                                                                                      | 50,660         | 52,343         |
|                                                                                                                                                                                                                                                                                                                                                                                                                                                                                                                                                                                                                                       |                |                | All Other                                                                                                                                                                                                                                                                                                                                                                              | 4,665          | 4,702          |
|                                                                                                                                                                                                                                                                                                                                                                                                                                                                                                                                                                                                                                       |                |                | TOTAL                                                                                                                                                                                                                                                                                                                                                                                  | 55,325         | 57,045         |
|                                                                                                                                                                                                                                                                                                                                                                                                                                                                                                                                                                                                                                       |                |                | Provides for the<br>appropriation of funds for<br>one Assistant Attorney<br>General position and<br>related All Other costs<br>required to represent the<br>Department of<br>Corrections. Funds will be<br>deappropriated from the<br>Department of<br>Corrections Northern<br>Maine Juvenile Facility<br>with the elimination of<br>one Nurse II position to<br>support this request. |                |                |
|                                                                                                                                                                                                                                                                                                                                                                                                                                                                                                                                                                                                                                       |                |                | Administration - Attorney<br>General                                                                                                                                                                                                                                                                                                                                                   |                |                |
|                                                                                                                                                                                                                                                                                                                                                                                                                                                                                                                                                                                                                                       |                |                | All Other                                                                                                                                                                                                                                                                                                                                                                              | 114,000        |                |
|                                                                                                                                                                                                                                                                                                                                                                                                                                                                                                                                                                                                                                       |                |                | Provides for the<br>appropriation of funds for<br>one-time technology costs<br>associated with the<br>purchase of<br>approximately 45<br>personal computers to<br>replace outdated<br>equipment.                                                                                                                                                                                       |                |                |
| <b>DEPARTMENT OF<br/>AGRICULTURE, FOOD<br/>AND RURAL RESOURCES<br/>TOTAL</b>                                                                                                                                                                                                                                                                                                                                                                                                                                                                                                                                                          | <b>253,586</b> | <b>253,573</b> | <b>Human Services Division</b>                                                                                                                                                                                                                                                                                                                                                         |                |                |
| <b>ARTS COMMISSION, MAINE</b>                                                                                                                                                                                                                                                                                                                                                                                                                                                                                                                                                                                                         |                |                | Positions - Legislative Count                                                                                                                                                                                                                                                                                                                                                          | (2,000)        | (2,000)        |
| Arts - Administration Program                                                                                                                                                                                                                                                                                                                                                                                                                                                                                                                                                                                                         |                |                | Personal Services                                                                                                                                                                                                                                                                                                                                                                      | 75,990         | 104,686        |
| All Other                                                                                                                                                                                                                                                                                                                                                                                                                                                                                                                                                                                                                             | 347,870        | 356,615        | All Other                                                                                                                                                                                                                                                                                                                                                                              | 9,585          | 6,980          |
| Provides for the<br>appropriation of funds<br>through a transfer from<br>the Arts - Sponsored<br>program for the purpose<br>of combining the 2<br>programs.                                                                                                                                                                                                                                                                                                                                                                                                                                                                           |                |                | TOTAL                                                                                                                                                                                                                                                                                                                                                                                  | 85,575         | 111,666        |
| Arts - Sponsored Program                                                                                                                                                                                                                                                                                                                                                                                                                                                                                                                                                                                                              |                |                | Provides for the<br>appropriation of funds to<br>establish 2 Assistant<br>Attorney General<br>positions and related costs<br>to handle child protective<br>cases.                                                                                                                                                                                                                      |                |                |
| All Other                                                                                                                                                                                                                                                                                                                                                                                                                                                                                                                                                                                                                             | (347,870)      | (356,615)      | <b>DEPARTMENT OF THE<br/>ATTORNEY GENERAL<br/>TOTAL</b>                                                                                                                                                                                                                                                                                                                                | <b>254,900</b> | <b>168,711</b> |
| Provides for the<br>deappropriation of funds<br>through a transfer to the<br>Arts - Administration<br>program for the purpose<br>of combining the 2<br>programs.                                                                                                                                                                                                                                                                                                                                                                                                                                                                      |                |                |                                                                                                                                                                                                                                                                                                                                                                                        |                |                |

PRIOR

FORMAT

# DRAFT DRAFT DRAFT DRAFT DRAFT DRAFT DRAFT DRAFT DRAFT

OPTIONS FOR PART A OF THE PART I BUDGET, 120<sup>TH</sup> LEGISLATURE.

## PRODUCE "OLD FORMAT" PART A

Assumes that IS is provided a data file from the Budget office's "old" system. An "old" format Part A could be probably produced relatively quickly. The submitted copy from the Budget office would need to be in that format as well, and that copy would be used as the "controlling copy" for all LD production work on Part A.

| Advantages                                                                         | Disadvantages                                                                                                                                                                                                   |
|------------------------------------------------------------------------------------|-----------------------------------------------------------------------------------------------------------------------------------------------------------------------------------------------------------------|
| Lots of experience on both sides in this process. Not simple, but well documented. | The Budget office would be doing data entry from the spreadsheets to the old system, resulting in the potential for discrepancies to be introduced between the "new" format Part A and the "old" format Part A. |
|                                                                                    | The formats of the LD and the Governor's Budget Book would not be at all similar                                                                                                                                |
|                                                                                    | No background or performance information would appear in the LD                                                                                                                                                 |

## PRODUCE "NEW FORMAT" PART A, EXACTLY AS SUBMITTED BY BOB

This assumes using the collection of 70+ Excel files, which have similar but not identical formats.

Option 1. Print Part A from the spreadsheets, number the pages, and physically combine those pages with printed pages from the Wang document containing the remainder of the bill.

| Advantages             | Disadvantages                                                                                                                                                                                |
|------------------------|----------------------------------------------------------------------------------------------------------------------------------------------------------------------------------------------|
| Quick, relatively easy | Text would not be available for use in amendments, engrosser or Laws of Maine publication, slowing production on all of these items.                                                         |
|                        | Preparing a printed copy would become a highly involved manual process (changing page numbers, collating copies), slowing production of the bill, amendments and any engrossed budget bills. |

Option 2. Convert Part A spreadsheets to Wang documents, cleanup formatting. Produce a Wang document which resembles the spreadsheet format.

| Advantages                                       | Disadvantages                                                                                                                            |
|--------------------------------------------------|------------------------------------------------------------------------------------------------------------------------------------------|
| Parallel format between LD and Governor's Budget | The nature of the source spreadsheets, and the limitations of Wang word processing, together, make this almost impossible to accomplish. |

Option 3. Simplify the Part A spreadsheets by removing the "baseline", "2000", and "2001" columns.

| Advantages                                       | Disadvantages                                                                                                                                                                                                                                             |
|--------------------------------------------------|-----------------------------------------------------------------------------------------------------------------------------------------------------------------------------------------------------------------------------------------------------------|
| Parallel format between LD and Governor's Budget | Background information would not appear in the LD                                                                                                                                                                                                         |
| Easier to put into a workable Wang format        | A major conversion effort. A first look at the procedure turns up 12 individual steps. Processing would occur in Excel, Word and Wang. Minor differences in format between individual spreadsheets will complicate automation of processing using macros. |
|                                                  | Extensive manual cleanup would be necessary in the "Goals", "Objectives" and "Performance Measures" sections because of their tabular format.                                                                                                             |

Option 4. Further simplify the Part A spreadsheets by removing the "Goals", "Objectives" and "Performance Measures" sections as well as the "baseline", "2000", and "2001" columns.

| Advantages                                       | Disadvantages                                                         |
|--------------------------------------------------|-----------------------------------------------------------------------|
| Parallel format between LD and Governor's Budget | All background and performance information would not appear in the LD |
| Eliminates a majority of manual cleanup          | Still a major conversion effort, as described in option 3.            |