


MAINE STATE LEGISLATURE

The following document is provided by the
LAW AND LEGISLATIVE DIGITAL LIBRARY
at the Maine State Law and Legislative Reference Library
<http://legislature.maine.gov/lawlib>



Reproduced from scanned originals with text recognition applied
(searchable text may contain some errors and/or omissions)

**LEGISLATIVE COUNCIL
TUESDAY, OCTOBER 13, 1998
REVISED AGENDA**

CALL TO ORDER

ROLL CALL

SUMMARY OF SEPTEMBER 14, 1998 COUNCIL MEETING

REPORTS

Item #1: Renovations: Status Report
Stan Fairservice and Sally Tubbesing

Item #2: Updates from Staff Offices

- Interim Studies: Dave Boulter
- Legislative Record: Paul Mayotte
- Revenue Update: John Wakefield and Jim Clair

REPORTS FROM COUNCIL COMMITTEES

Migration Oversight Steering Committee

OLD BUSINESS

Item #1: Year 2000 Work: Proposed Use of Offshore Resources

Item #2: State House Renovations: Guaranteed Maximum Price presented by Granger Northern, Inc.

Item #3: Orientation Programming for the 119th Legislature

NEW BUSINESS

Item #1: Legislative Document Service: Proposed Fees for 119th Legislature

Item #2: Purchase of Jackson Brook Institute: Status Report Presentation by Commissioners Kevin Concannon and Melodie Peet and Attorney General Andrew Ketterer

ANNOUNCEMENTS AND REMARKS

ADJOURNMENT

REP. ELIZABETH H. MITCHELL
CHAIR

SEN. MARK W. LAWRENCE
VICE-CHAIR



118th MAINE STATE LEGISLATURE
LEGISLATIVE COUNCIL

SEN. CHELLIE PINGREE
SEN. JANE A. AMERO
SEN. ANNE M. RAND
SEN. R. LEO KIEFFER
REP. CAROL A. KONTOS
REP. JAMES O. DONNELLY
REP. MICHAEL V. SAXL
REP. RICHARD H. CAMPBELL

SARAH C. TUBBESING
EXECUTIVE DIRECTOR

**MEETING SUMMARY
SEPTEMBER 14, 1998**

CALL TO ORDER

The Chair, Speaker Mitchell, called the Council meeting to order at 2:25 p.m. in the Council Chambers.

ROLL CALL

Senators:	President Lawrence, Sen. Rand Absent: Senators Pingree, Amero, and Kieffer
Representatives:	Speaker Mitchell, Rep. Kontos, Rep. Saxl, Rep. Campbell Absent: Rep. Donnelly
Legislative Officers:	Joy O'Brien, Secretary of the Senate Sally Tubbesing, Executive Director, Legislative Council John Wakefield, Director, Office of Fiscal and Program Review David Boulter, Director, Office of Policy and Legal Analysis Margaret Matheson, Revisor of Statutes Paul Mayotte, Director, Legislative Information Services

SUMMARY OF AUGUST 17, 1998 COUNCIL MEETING

Senate President Lawrence drew members' attention to the record of Report from the Migration Oversight Committee and asked that the language of the motion regarding direction to the committees to proceed with contract negotiations be revised. He stated that some of the language that had been incorporated in the formal motion had been general discussion.

Motion: That the Summary be approved as amended. (Motion by Sen. Rand; second by Rep. Saxl; unanimous).

The Chair, Speaker Mitchell, proceeded out of order and without objection to NEW BUSINESS.

NEW BUSINESS

Item #1: Renovation of State Office Building, Reconstruction of Connector, and State House West Wing Entrance: Presentation and Discussion

(Janet Waldron, Commissioner of Administrative and Financial Services; Ellen Belknap, Architect, SMRT; Rick Burt, Architect, Weinrich + Burt; Earle Shettleworth, Director, Maine Historic Preservation Commission and State House and Capitol Park Commission)

Speaker Mitchell recognized Janet Waldron, Commissioner of Administrative and Financial Services, to lead off the discussion. Ms. Waldron stated that planning for the renovation of the State Office Building was moving at a rapid pace and on schedule. She commended the Legislature for its cooperation and noted that Sally Tubbesing is a member of a Steering Committee that has been established to ensure overall coordination between the plans in the two buildings.

Commissioner Waldron briefly described a series of committees that she has set up in conjunction with the Renovation project. These include a Communications Committee, whose primary role is to keep employees informed of plans as they move forward; a Safety Committee; a Security Committee, whose membership will include the Secretary of the Senate, Clerk of the House and the Council's Executive Director; and a Relocation Committee. Ms. Waldron noted that some departments are already beginning the relocation process: both the Bureau of Information Services and the Maine Revenue Services will move to an old CMP building on Edison Drive before next spring, for example. All appropriate committees will include representation from the Legislature. She concluded her introductory remarks by reporting that the planned renovations in Tyson and Marquart, two buildings on the AMHI campus, are on schedule, and that SMRT is moving ahead with the development of preliminary designs for the mechanical systems in the State Office Building. She then introduced Ellen Belknap, an architect with SMRT, who is managing the State Office Building Project.

Ms. Belknap reviewed the overall schedule for the renovation of the State Office Building, which has been developed around the legislative session. It anticipates an 18 month construction schedule, beginning in June, 1999, with agencies, including the Legislature, moving back into the renovated building in December, 2000. The work will go out to bid in late March or early April, 1999. She stated that the State Office Building would be completely vacant during the construction period. Ms. Belknap then drew Council members' attention to a series of boards that presented preliminary floor plans for each of the floors in the State Office Building, focusing on the plans for the Second Floor, which has been assigned to the Legislature. Questions and comments offered by Council members throughout the presentation included the following:

- ♦ **Committee Offices.** It is proposed that each hearing room in the State Office Building have a separate adjacent office for the Chairs. Speaker Mitchell stated that the vision for these offices is to accommodate both Chairs, the minority lead and a work space for other committee members.

- ♦ **Committee Rooms**

- a. Electronics in these spaces (Rep. Saxl)

Speaker Mitchell reported that she and Senate President Lawrence are planning to set up a meeting with television news directors and their engineers to determine what their needs are. She observed that "built-in" television coverage raises many policy issues as well as physical ones; and Clerk of the House Mayo noted that these decisions must come from within the two chambers. Rep. Saxl expressed his support for some sort of pool coverage.

- b. It would be helpful for each hearing room to have an antenna for the press, equipment, etc. (Rep. Campbell)

- ♦ **Legislators' Space**

In response to a question from Sen. Rand, Ms. Belknap stated that it is intended at this point to be constructed with modular furnishings to provide spaces where legislators could plug in a lap top, have access to a phone, etc.

Senate President Lawrence stressed that space is very limited and plans are still evolving. Speaker Mitchell agreed, noting that this proposal represents only a first phase and that there are other goals to strive toward in the future: for example, facility in the Cultural Building that could accommodate programs for school children; theater-style presentations for legislators and staff.

The Chair, Speaker Mitchell, then recognized Rick Burt, architect for the State House Renovations, and Earle Shettleworth, Director of the Historic Preservation Commission and Chair of the State House and Capitol Park Commission, and asked them to discuss preliminary plans for the Connector between the State House and the State Office Building. Mr. Burt reported that the redesign of the

Connector requires a complete reassessment of how the State House should be used, of how best to enhance the interrelationships between the State House and State Office Building and of how to improve accessibility to the State House. He drew Council members' to two boards that portrayed schematic drawings of the proposed new Connector, which comprises an underground pedestrian walkway between the two buildings and a separate, adjacent tunnel for all utilities. Visitors to the State House would enter at a new entrance, to be constructed at the West Wing. Mr. Shettleworth observed that the proposed new entrance offers the opportunity to address significant issues related to both accessibility and security. He stressed the importance of retaining the separate architectural identities of the State House and the State Office Building and observed that this could be achieved with the design under discussion.

In discussion, the Council members raised the following:

- The impact of the proposed redesign on parking. (Rep. Campbell)

Ms. Belknap recognized that parking is a major issue in the State House Complex and stated that the current proposals would not decrease the amount of parking currently available in the general area. She went on to state that safety and security considerations would affect traffic flow and general vehicular access to both buildings.

- Accommodations for drop-offs in inclement weather (Rep. Campbell)

Ms. Belknap responded that there would be provisions for this at the south entrance of the State Office Building.

- Deliveries (Speaker Mitchell)

Ms. Belknap pointed out the new loading dock at the south end of the State Office Building, which will be adjacent to the new connector, in anticipation that most deliveries would use the connect. Mr. Burt added that it would be desirable to schedule larger deliveries outside of normal business hours.

- Width of the Tunnel (Senate President Lawrence)

Mr. Burt stated that the current tunnel is 7 feet wide, but that the pipes actually make less than this available for pedestrian traffic. The new proposed pedestrian tunnel would be 8 feet wide, and the pipes would be in an adjacent "side saddle" tunnel.

- Estimated cost of the new Tunnel (Rep. Campbell)

Mr. Burt responded that the preliminary estimate is \$4 million, which includes all sitework, interior and exterior lighting, the new staircase in the State House and the extension of the west wing elevator. Rep. Campbell expressed his concerns that the design would push people away from the State House and about putting \$4 million into an underground structure.

- The evolution of the current design (Rep. Campbell)

Mr. Shettleworth traced the development of the current design, noting that it had evolved from a design that featured an above-ground connector. He stressed the importance of retaining the State House's separate architectural identity, which the current design honors. Rep. Campbell then asked if there were other ways to accomplish this, pointing to the new addition to the Camden Public Library as an example. Mr. Shettleworth responded that if the existing tunnel were to continue to house utilities only, then we have not addressed the need to provide protected access between the two buildings in inclement weather. Mr. Campbell requested that the record reflect his concern that "the above-ground options have not been explored sufficiently to take care of some of the problems that I have in terms of drop offs with vehicular traffic to and closer to the entrance, through the entrance area and to me it looks like we're throwing money away; and I sincerely don't believe there's been enough effort to creatively to look at the cost effective construction to both satisfy your concern about separate buildings, because that could be done with landscaping and I'm quite disenchanted with it but I'm only one and simply a carpenter."

Discussion about the proposed Connector continued. Speaker Mitchell stressed the importance of creating a true "front door" to the State House that is accessible to all. In response to a question from Rep. Saxl, Mr. Burt responded that he had begun a dialogue with representatives of the disabled community to ensure that the design of the new entrance.

The Chair, Speaker Mitchell, thanked both Ms. Belknap and Mr. Burt for their presentations.

She then returned to the printed agenda:

REPORT FROM THE EXECUTIVE DIRECTOR

Item #1: Renovations: Status Report

Ed O'Brien, President, Granger Northern, Inc.
Stan Fairservice and Sally Tubbesing

Speaker Mitchell recognized Stan Fairservice who provided a brief update of the status of the renovations. Mr. Fairservice noted that "we are now making real headway" with the beginning of the installation of the new elevator cars, the delivery of the House members' new desks, and the installation of the upper windows in the House Chamber.

Speaker Mitchell then recognized Ed. O'Brien, President of Granger Northern, Inc. who presented the proposed budget for the work underway. This budget, will comprise the Guaranteed Maximum Price for the work, which means that Granger Northern, in its capacity as Construction Manager, has committed to the expenditure level. Mr.

O'Brien drew Council members' attention to a package that his firm had prepared, which detailed 3 categories of projected costs: costs committee in contract; the balance required to complete known items of work; and costs associated with work that will be performed, but are not yet committable. He noted that there are three items that were not contemplated in the budget that was originally developed for work this summer; including the upgrade of the Roll Call System; the replacement of the windows in the Speaker's Office (which have deteriorated beyond repair); and the interim "facelift" in the Stairwells.

The Chair, Speaker Mitchell, thanked Mr. O'Brien and asked Council members to review the materials and direct any questions through Stan Fairservice or Sally Tubbesing prior to the October Council meeting.

Item #2: Personnel Activity

This item was addressed in conjunction with the report from the Personnel Committee.

Item #3: Updates from Staff Offices

a. Interim Studies: Dave Boulter

David Boulter reported that most of the interim study commissions have convened at this point and that they are well underway. He drew Council members' attention to a memo which identified 4 commissions that are still awaiting appointments. Speaker Mitchell indicated that she and President Lawrence would follow up on these immediately.

No other action was required.

b. Legislative Record: Paul Mayotte

Paul Mayotte drew members' attention to the most recent status report, which indicates that everything is on schedule. He added that he has initiated conversations with Sally Tubbesing preliminary to going out to bid for printing. Rep. Kontos asked that the record reflect the Council's appreciation for the efforts that Mr. Mayotte, Margaret Matheson and their respective staffs have devoted to this project.

c. Revenue Update: John Wakefield and Jim Clair

John Wakefield and Jim Clair provided Council members with an update on the status of the following:

- Preliminary figures for August General Fund Revenues.
- 1/2 cent Sales Tax Reduction that will take effect October 1, pursuant to Statute.
- Activities of the Consensus Economic Forecasting Commission.
- Upcoming meeting of the Consensus Revenue Forecasting Committee

Mr. Clair stated that preliminary figures indicated that the "structural gap" is decreasing appreciably, noting that there is always a gap because the process for revising revenue estimates lags behind actual economic activity. He described the remaining gap as very manageable.

Speaker Mitchell stated that this is an issue that the entire Legislature needs to understand and asked Mr. Clair to have the Office of Fiscal and Program Review develop information briefs for all legislators. Mr. Clair responded that the office is already working on this.

Item #4: Orientation Program for 119th Legislature: Preliminary Proposals

The Chair, Speaker Mitchell, recognized Henry Bourgeois, President of the Maine Development Foundation, who drew Council members' attention to a reviewed proposal that he had developed for various orientation activities for the incoming Legislature.

The Council took no action on this item.

REPORTS FROM COUNCIL COMMITTEES

Personnel Committee

Motion: That the Council go into Executive Session to discuss personnel matters. (Motion by President Lawrence; second by Sen. Rand; unanimous).

The Council proceeded into Executive Session at 3:55 p.m.

RECONVENE

The Council reconvene in public session at 3:59 p.m.

Speaker Mitchell, who chairs the Committee, reported that Committee members had met with Him and had a preliminary discussion of his proposals for reorganizing the Office. She expressed the Committees commitment to continue working with Him in his new position. She then presented the following motion.

Motion: That the Council appoint James A. Clair to the position of Director, Office of Fiscal and Program Review, for a three-year term beginning November 1, 1998; and, further that the position of Deputy be eliminated and that new Principal Analyst position be created in its place and that two Senior Analyst position be created.

Speaker Mitchell congratulated both Mr. Clair, and John Wakefield, who is retiring from the position.

Migration Oversight Steering Committee

President Lawrence, Committee Chair, updated Council members on the status of two items:

Migration Project:

The Steering Committee has scheduled a work session with KPMG/Peat Marwick later this week to discuss the scope of work, the Steering Committee's objectives, and a proposed contract price. President Lawrence also stated that the Attorney General has assigned a member of his staff to support contract negotiations. The Steering Committee hopes to complete contract negotiations by early October.

Year 2000

President Lawrence reported that three firms have submitted bids to correct the Year 2000 code problems in various legislative computer applications. Two of the firms have facilities in India to support this work, and are, therefore, able to perform the work at less cost. Senator Rand expressed concern that the Legislature could inadvertently be supporting "sweat shops" and asked that the item be tabled until further information was available.

Motion: That the item be tabled. (Motion by Sen. Rand; second by Rep. Saxl; unanimous).

ANNOUNCEMENTS AND REMARKS**ADJOURNMENT**

The meeting was adjourned at 4:52 p.m.




Maine State Legislature
OFFICE OF POLICY AND LEGAL ANALYSIS

13 State House Station, Augusta, Maine 04333-0013
Telephone: (207) 287-1670
Fax: (207) 287-1275

Memorandum

To: The Honorable Elizabeth H. Mitchell, Chair
and Members of the Legislative Council

From: 
David E. Boulter, Director

Date: October 13, 1998

Re: Status of Report on Legislative Studies

Attached is my October summary of the status of legislative studies and studies involving joint standing committees this interim. The studies are well underway, as you will see from the status report.

Last month I noted several studies that had not been convened because not all members had been appointed. I am pleased to report that all appointments have now been completed and those studies have begun or are scheduled to begin.

I am also pleased to report that several study commissions have completed their work. They are:

- Joint Standing Committee on Health and Human Services
(Review of Jackson Brook Institute proceedings)
- Special Committee on Legislative Rules
- Joint Select Committee to Implement a Program for the Control, Care and Treatment of Sexually Violent Predators.

Several studies are nearing completion. They are:

- Commission to Examine Rate Setting and Financing of Long-Term Care Facilities
- Joint Select Committee on Research and Development
- Joint Select Committee on Substance Abuse.

If you have any questions or would like further information on any of the studies, please let me know.

DEB/law
Attachment

Progress Report to Legislative Council on Legislative Studies

118th MAINE LEGISLATURE --2nd Session Interim

Status as of Friday, October 9, 1998

<u>Study Commission</u>	<u>Date First Convened</u>	<u>Date, Time & Location of Next Meeting</u>	<u>Report Date</u>	<u>Status/Progress of Study Commission</u>
Alternative Fuels Study (to be conducted by DEP with consultation from NAT Committee)		TBA	<u>Interim</u> 1-15-99 <u>Final</u> 1-15-00	Meeting with NAT is expected in October. DEP is releasing its report on MTBE in groundwater on October 14, 1998. Report may contain alternative fuels discussion.
Children's Mental Health Oversight Committee (study to be conducted by DMHMRSAS)		Thu, Oct 22 9-12 Rm 334 SH	10-1-98 (& annually thereafter)	No update available as of October 9. Study is staffed by Executive Branch (DMHMRSAS). Report due.
Eating Disorders, Commission on	Held early August	TBA		Three subcommittees have been formed and two meetings held. Co-chairs are legislators. Commission work is on-going. Study is staffed by Executive Branch (DMHMRSAS).
Enforcement of Civil and Criminal Penalties, Plan to Enhance	June 11, 1998	-----	12-15-98	Commission established subcommittees, which are working through various issues. Study appears on-track.
Financial Services Taxation Advisory Group & JT. Select Committee on Financial Services Taxation	June 25, 1998	Tues, Nov 6 12:30 Rm 427, SH	1-15-99 (Exec Order) 12-1-98 (JT. Select)	Four subcommittees were formed to discuss 4 major issues. Two meetings remain. Meetings are held jointly. Completion of studies is expected by December 1. Study appears on-track.
Fish and Wildlife Laws, Review of State (Presiding Officer approval)	N/A	Sept 18		IFW will meet twice, with 1st meeting on 9/18.
Governor Baxter School, Review of the Governance Structure of the	August 19, 1998	October 14 (subcomm), (tent.) October 21 (full committee)	12-15-98	Committee met on September 9, and formed a subcommittee. Issues include budget, personnel and collective bargaining. Scheduling interpreters is difficult. The 3 rd meeting will include a public hearing using the ATM network.
Health & Human Services Committee Meetings re: Jackson Brook Institute	N/A	None	-----	The one authorized meeting was held and the committee has concluded its work.
Judicial Compensation Commission	on-going	-----	12-1-98	None held since 1996 report issued (those recommendations adopted in 1998). Governor, President and Speaker to each (re) appoint one member.
Legislative Rules, Special Committee on	August 18, 1998	Completed (no more meetings)	October 15, 1998	Special Commission met again on October 5 and finalized its recommended changes to the Joint Rules. Final report will be issued shortly. Study appears on-track.
Liquor Store in Fort Kent, Study the Opening of a Discount	October 6, 1998	November 7 Public meeting in Ft. Kent	1-1-99	Committee is reviewing issues related to opening of a discount store in Ft Kent.
Long-Term Care Facilities, Commission to Examine Rate Setting and Financing of	Mon, Nov 3, 1997	Wed, Oct 14 9 - 12 Rm 436 SH	11-20-98	Commission is making preliminary recommendations. A subcommittee is overseeing the drafting of final report that will be ready by October 21. 3 meetings remain. Study appears to be on-track.
MRSA Criminal Statutes, Review of		TBA	1-1-99	OPLA is drafting necessary legislation. Study appears on-track.
Ombudsman for DHS and Department of Mental Health, Mental Retardation and Substance Abuse Services, Study the Need for an	All appointments have been made.	October 20 10:00	12-15-98	Commission has scheduled its first meeting.

Progress Report to Legislative Council on Legislative Studies

118th MAINE LEGISLATURE --2nd Session Interim

Status as of Friday, October 9, 1998

<u>Study Commission</u>	<u>Date First Convened</u>	<u>Date, Time & Location of Next Meeting</u>	<u>Report Date</u>	<u>Status/Progress of Study Commission</u>
Performance Budgeting, Commission on	on-going	TBA		All appointments have been made.
Probation Services, Review of Procedures and Consider Improvements in	Thu, Aug 13, 1998	Nov 10, 1998	1-15-00	Study group was convened in August 13. OPLA staff is assisting with committee staff at request of chair. Work is on-going.
Research and Development, JT. Select Committee on	May 12, 1998	Tues, November 5 9:00 a.m. Rm 334, SH	By November 30 (anticipated)	Committee has met numerous times and now has developed preliminary recommendations. Committee will finalize recommendations at its next meeting.
Sexually Violent Predators, JT. Select Committee to Implement Program for Control, Care and Treatment of	Thu, May 14 12:30 p.m. Rm. 438 SH	Completed (no meetings remaining)	10-15-98	Committee has completed its work and accepted the final report. Report will be forthcoming on or about October 14. Study appears under budget and ahead of schedule!
State Compensation Commission	October 6	TBA		All appointments to the commission have been made and commission has been convened. Chair to be appointed.
Substance Abuse, JT. Select Committee on	Mar 1998	Wed, Oct 14	10-14-98	Final recommendations will be presented for acceptance on October 14. Final report is being drafted. One additional meeting may be necessary (no budget impact) to finalize report and strategies for proceeding.
Superior and District Courts, Task Force to Develop Recommendations to Implement the Unification of the	Organizational mtg.: September 25	October 23 (working group meeting)	<u>Interim</u> 3-15-99 <u>Final</u> 12-15-99	First meeting of the working group is scheduled for October 23 in Portland.
Tax Filing, State and Federal	Nov 24, 1997	TBA	1-1-99	Membership expanded to include an accountant. Four meetings remaining; coordinating with IRS. No update available as of October 9, 1998. (staffed by Maine Revenue Service).
Telecommunications Taxation, Task Force to Study	Sept 21, 1998	October 19	1-15-99	First meeting was held and task work is reviewing relevant issues.
Teletypewriters and Other Telecommunications Equipment for People with Disabilities, Study the Funding and Distribution of	Fri, Dec 1, 1997	November 20 9-4 (tent.)	1-15-99	Study commission is waiting for completion of Dept. of Education school summary and Bureau of Rehabilitative Services and comprehensive plan development prior to meeting.
Violent Students, Study Providing Educators with More Authority to Remove	October 5, 1998	October 19 Lisbon High School	10-30-98 (early December completion expected)	First meeting convened and public hearing held at Old Town High School. Committee heard from several panels and members of the public. The commission will hold a public hearing and meeting in Lisbon on October 19.

Other Studies Having Limited Legislative Involvement

Study Commission	Nature of Legislative Involvement	Status	Report Date
Agriculture, Board (on-going)	President and Speaker each to make one appointment	Appointments completed. First meeting not yet convened.	Annually
Consumer Health Care Division Advisory Council	1)President and Speaker each to appoint one member 2)Appropriation	Appointments completed. First meeting not yet convened.	
Economic Development Incentive Commission	1)President and Speaker to appoint member 2)Appropriation	Appointments completed. Meetings now underway.	
INFORME Board	President and Speaker each to appoint a member	Appointments completed. Board met on October 8, 1998. Board is staffed by BIS.	1/1/99
Intergovernmental Cooperation, Task Force on	Four legislators to be appointed by the President and the Speaker, upon execution of MOA by SPO	MOA has not been finalized to date.	
Primary and Secondary Forest Product Manufacturing, Task Force to Increase	1)President & Speaker each to appoint 2 members 2) Executive Director of Leg. Council to convene the task force	Meeting scheduled for October 20. (Congressional Delegation's appointment not made).	1/1/99

THE RECORD
Status Report
October 13, 1998

Session	Marked	1st Round Complete	2nd Round Complete	Percent Complete	Data Input Complete Date	Index Printer-ready
114th 1st Regular	Yes	Yes	Yes	100%	Done	October 31
114th 2nd Regular	Yes	Yes	Yes	100%	Done	October 31
114th Special	Yes	Yes	Yes	100%	Done	October 31
114th Conf	Yes	Yes	Yes	100%	Done	October 31
115th 1st Reg House	Yes	Yes	Yes	100%	Done	November 15
115th 1st Reg Senate	Yes	Yes	Yes	100%	Done	November 15
115th 2nd Reg House	Yes	Yes	Yes	100%	Done	November 15
115th 2nd Reg Senate	Yes	Yes	Yes	100%	Done	November 15
115th Spec House	Yes	Yes	Yes	100%	Done	November 15
115th Spec Senate	Yes	Yes	Yes	100%	Done	November 15
115th Conf Senate	Yes	Yes	Yes	100%	Done	November 15
116th 1st Reg House	Yes	Yes	Yes	100%	Done	November 30
116th 1st Reg Senate	Yes	Yes	Yes	100%	Done	November 30
116th 2nd Reg House	Yes	Yes	Yes	100%	Done	November 30
116th 2nd Reg Senate	Yes	Yes	Yes	100%	Done	November 30
116th Conf Senate	Yes	Yes	Yes	100%	Done	November 30
117th 1st Reg House	Yes	In Progress	None	80%		
117th 1st Reg Senate	Preparing	Senate	Text			
117th 2nd Reg House	Yes	In progress	None	80%		
117th 2nd Reg Senate	Preparing	Senate	Text			
117th Spec House	Yes	In Progress	None	80%		
117th Spec Senate	Preparing	Senate	Text			
117th Conf Senate	Preparing	Senate	Text			

FISCAL BRIEFING FOR THE LEGISLATIVE COUNCIL:

OCTOBER 1998

- Preliminary September 1998 General Fund Revenues (see attachment # 1)
- Follow-ups to September 1998 Legislative Council Discussions:
 - ☐ Is the Bureau of the Budget bound by the Consensus Revenue Forecasting Committee's recommendations? (see attachment # 2)
 - ☐ How has the Administration interpreted the "5% limit" language in the Rainy Day Fund statute?
 - ☐ how much is in the Rainy Day Fund right now? Was a separate "reserve" established? (see attachment # 3)
 - ☐ Are the Consensus Economic Forecasting Committee meetings advertised?
- Consensus Revenue Forecasting Committee meetings scheduled through 11/10/98 (see attachment # 4)
- Update/Overview on the General Fund "Structural Gap" for the 2000-2001 Biennium (see attachment # 5)
- Feedback concerning this approach

BUDGET MANAGEMENT SYSTEM

REVENUE VARIANCE REPORT FOR SEPTEMBER 1998

PRELIMINARY: SUBJECT
TO CHANGE!FORM.....: E Undedicated Revenues
Fund.....: 010 GENERAL FUNDPage: 1
DATE: 10/13/98
Program: c01.sqr

	RSRC	SEPTEMBER			YEAR-TO-DATE			Source Acct
		Estimated Collections	Actual Receipts	Monthly Variance	Estimated Collections	Actual Receipts	Year-to-Date Variance	
INT REAL EST TAX UNORGAN	0161	1,137		-1,137	1,421		-1,421	
REAL ESTATE TRANSFER TAX	0170	757,237	970,067	212,830	2,203,117	3,172,496	969,379	
COMM FORESTRY EXCISE TAX	0175		-3,597	-3,597		-44,170	-44,170	
EXCISE TAX NON RES M V	0186	42,000	43,559	1,559	123,000	141,375	18,375	
01 PROPERTY TAXES		800,374	1,010,029	209,655	2,327,538	3,269,701	942,163	
ESTATE TAX	0212	1,271,410	1,299,891	28,481	3,814,230	3,925,804	111,574	
INTEREST ON ESTATE TAX	0242	8,333	40,390	32,057	24,999	41,136	16,137	
02 INHERITANCE, ESTATE		1,279,743	1,340,281	60,538	3,839,229	3,966,940	127,711	
USE FUEL TAX	0311		-2,436	-2,436		-3,451	-3,451	
TAX INT COMB ENGINE FUEL	0321	7,279	5,083	-2,196	20,816	10,376	-10,440	
GAS TAX REFUNDS	0322					-174	-174	
TAX AERONAUTICAL GAS	0331	82,707	69,000	-13,707	270,083	132,651	-137,432	
GAS TAX REFUNDS AERONAUTI	0332	-659	-48	611	-2,922	-7,950	-5,028	
03 GASOLINE TAX		89,327	71,599	-17,728	287,977	131,452	-156,525	
INDIV STATE INCOME TAX	0401	2,401,512	2,678,375	276,863	2,597,466	3,753,323	1,155,857	
INDIV INCOME WITHHOLDING	0402	58,282,096	46,407,457	-11,874,639	137,028,233	135,676,898	-1,351,335	
INDIV INCOME 1040 ESTIMATE	0403	37,612,895	40,103,076	2,490,181	42,486,889	44,599,642	2,112,753	
INDIVIDUAL FIDUCIARY	0404		1,001,505	1,001,505		1,008,610	1,008,610	
REFUNDS INDIV INCOME TAX	0408	-1,536,700	-822,488	714,212	-6,559,195	-8,124,937	-1,565,742	
IND INCOME TAX TRANS	0409	-4,934,750	-4,767,301	167,449	-8,953,223	-9,232,128	-278,905	
EXCISE TAX BEER	0411	572,557	401,413	-171,144	1,951,253	1,744,440	-206,813	
EX TAX TBL WINE ME PRDTS	0412	192	359	167	332	1,630	1,298	
EX TAX TBL WINE OUT STAT	0413	62,415	44,622	-17,793	305,014	193,611	-111,403	
EX TAX SPARKLING WINES	0414	15,627	15,039	-588	52,920	55,008	2,088	
CORPORATE INCOME TAX	0415	20,608,595	20,460,271	-148,324	27,228,199	30,026,379	2,798,180	
REFUNDS CORP INCOME TAX	0418	-853,098	-946,371	-93,273	-1,849,586	-1,562,810	286,776	
CORP INCOME TAX TRANS	0420	-1,007,530	-1,020,369	-12,839	-1,294,306	-1,476,802	-182,496	
MALT PREMIUM	0451	229,022	160,565	-68,457	646,767	697,793	51,026	
TABLE WINE PREMIUM	0452	62,978	44,099	-18,879	207,342	193,776	-13,566	
SPARKLING WINE PREMIUM	0453	3,750	3,206	-544	12,700	12,801	101	
LOW ALCOHOL SPIRITS TAX	0455	1,972		-1,972	6,054	5,404	-650	
04 INCOME TAX		111,521,533	103,763,458	-7,758,075	193,866,859	197,572,638	3,705,779	
TAX ON CIGARETTES	0511	3,188,960	3,188,960		10,932,273	10,932,273		
TAX ON TOBACCO PRODUCTS	0512	157,202	256,640	99,438	491,340	744,171	252,831	
05 TOBACCO PRODUCTS TAX		3,346,162	3,445,600	99,438	11,423,613	11,676,444	252,831	
SALES TAX	0621	73,655,309	66,248,931	-7,406,378	166,630,087	162,847,036	-3,783,051	
USE TAX	0623	6,010,980	6,951,528	940,548	19,220,885	21,179,747	1,958,862	

Attachment # 1

BUDGET MANAGEMENT SYSTEM

REVENUE VARIANCE REPORT FOR SEPTEMBER 1998

FORM.....: E Undedicated Revenues
Fund.....: 010 GENERAL FUND

Page: 2
DATE: 10/13/98
Program: c01.sqr

	RSRC	SEPTEMBER			YEAR-TO-DATE			Source Acct
		Estimated Collections	Actual Receipts	Monthly Variance	Estimated Collections	Actual Receipts	Year-to-Date Variance	
SALES TAX REFUNDS USE FU	0625	46,593	37,551	-9,042	225,242	158,363	-66,879	
SALES TAX ABATEMENT	0631	-379,479	-516,241	-136,762	-808,163	-855,330	-47,167	
USE TAX ABATEMENT	0633	-44,682	-32,708	11,974	-137,169	-65,399	71,770	
SALES TAX TRANS (REV SHARING)	0650	-4,043,725	-3,799,617	244,108	-9,441,675	-8,854,181	587,494	
SALES TAX TRANS (36 MRSA 180452			-5,821,353	-5,821,353		-17,287,610	-17,287,610	
06 OTHER SALES TAX		75,244,996	63,068,091	-12,176,905	175,689,207	157,122,626	-18,566,581	
CERT EXCISE CORP	0726	150	90	-60	450	445	-5	
CERT ORG NEW CORPS	0731	7,334	5,660	-1,674	22,000	18,105	-3,895	
CHANGES CERT ORGANIZATION	0733	2,709	2,065	-644	8,125	67,275	59,150	
REG FOREIGN CORPS	0735	19,167	29,440	10,273	57,499	89,915	32,416	
ANNUAL LIC FEES FOREIGN C	0737	5,000	16,580	11,580	80,000	130,680	50,680	
ASSUMED NAME	0740	4,291	6,385	2,094	12,875	20,905	8,030	
RESERVED NAME	0742	1,334	1,055	-279	4,000	3,190	-810	
DISSOLVED	0744	1,334	1,485	151	4,000	4,885	885	
RESUMED	0746	168		-168	500	400	-100	
07 CORPORATIONS TAX		41,487	62,760	21,273	189,449	335,800	146,351	
TAX R R COMPANIES	0801				-150,000	-150,000		
08 PUBLIC UTILITIES TAX					-150,000	-150,000		
INSURANCE COMPANIES TAX	0901	35,972	184,212	148,240	145,713	407,369	261,656	
UNAUTHORIZED INS CO TAX	0903		702	702	87,500	99,349	11,849	
SELF PROC INS PREM TAX	0904		3,057	3,057	41,250	4,462	-36,788	
PURCHASING GROUP PREM TAX	0905		-85	-85	1,250	2,201	951	
09 INSURANCE		35,972	187,886	151,914	275,713	513,381	237,668	
SEC AGENTS ORIG LIC FEES	1006	36,000	47,280	11,280	104,000	164,320	60,320	
SEC AGENTS REN LIC FEES	1007		-120	-120		-120	-120	
SEC DEALERS ORIG LIC FEES	1008	2,400	2,600	200	7,200	7,600	400	
SEC ISSUERS REG FEES	1010	280,000	446,500	166,500	840,000	1,387,300	547,300	
SEC ISSUERS EXEMPT FEES	1011	6,000	4,800	-1,200	18,600	17,700	-900	
SEC INVEST ADV ORIG	1019	1,000	1,200	200	3,000	2,550	-450	
10 BANKING		325,400	502,260	176,860	972,800	1,579,350	606,550	
CLASS I	1101	54,901	46,800	-8,101	150,301	123,335	-26,966	
CLASS A RESTAURANT/LOUNGE	1105	29,400	21,600	-7,800	67,800	69,000	1,200	
CIVIC ORGANIZATIONS	1107	350	150	-200	650	800	150	
AGENCY LIQ STORE FULL TIME	1108	2,700	34,901	32,201	9,600	38,201	28,601	
CLASS I-A	1110	11,000	5,500	-5,500	30,970	15,400	-15,570	
SMALL MAINE BREWERY	1113	100	100		150	100	-50	
DIST & BREWERS	1114	1,000	1,000		2,000	3,000	1,000	

BUDGET MANAGEMENT SYSTEM

REVENUE VARIANCE REPORT FOR SEPTEMBER 1998

FORM.....: E Undedicated Revenues
Fund.....: 010 GENERAL FUND

Page: 3
DATE: 10/13/98
Program: c01.sqr

	RSRC	SEPTEMBER			YEAR-TO-DATE			Source Acct
		Estimated Collections	Actual Receipts	Monthly Variance	Estimated Collections	Actual Receipts	Year-to-Date Variance	
CLASS X	1115	28,600	13,200	-15,400	92,100	72,600	-19,500	
AUXILIARY LICENSE	1116	100		-100	200	100	-100	
MAINE FARM WINERY	1117	50	50		100	100		
MANUFACTURER WINERY	1119					1,000	1,000	
CLASS II	1120	550	1,100	550	550	1,100	550	
B Y O B FUNCTION PERMIT	1129	80	180	100	250	390	140	
BOTTLE CLUB REGISTRATION	1130	350	150	-200	720	300	-420	
SPEC CATER OFF PREM S & V	1131	680	1,250	570	2,320	3,940	1,620	
CLASS III	1132	1,980	4,400	2,420	9,780	14,960	5,180	
CLASS IV	1138	4,190	6,160	1,970	18,270	22,220	3,950	
CLASS V	1140	990	990		3,465	3,025	-440	
WHOLESALE TABLE WINE	1153	1,800	1,200	-600	1,800	1,200	-600	
WHOLESALE WINE ONLY SPEC	1154		600	600		600	600	
CLASS VI	1155	40,600	29,800	-10,800	106,200	80,000	-26,200	
MALT LIQ CERT OF APPROVAL	1158	3,000	3,600	600	9,600	6,000	-3,600	
WINE CERT OF APPROVAL	1159	10,200	6,600	-3,600	20,400	16,800	-3,600	
WHOLESALE MALT LIQUOR	1161	1,200	1,200		2,400	1,200	-1,200	
WHOLESALE SPECIAL	1162		600	600		600	600	
CLASS VII	1176	32,800	23,000	-9,800	85,600	63,600	-22,000	
11 ALCOHOLIC BEVERAGES		226,621	204,131	-22,490	615,226	539,571	-75,655	
LICENSES HARNESS HORSE RA	1221					1,919	1,919	
PULL EVENT PERMIT	1255	30	40	10	380	190	-190	
12 AMUSEMENTS TAX		30	40	10	380	2,109	1,729	
COMM PARI MUTUELS HARNESS	1301	96,334	145,907	49,573	280,334	400,129	119,795	
TRACK REIMB JUDGES	1303	25,000		-25,000	75,000	2,275	-72,725	
CONCEALED LICENSE PERMIT	1378		5,080	5,080		20,296	20,296	
13 BETTING TAXES		121,334	150,987	29,653	355,334	422,700	67,366	
BOTTLERS LICENSES	1401	8,200	200	-8,000	18,020	6,500	-11,520	
MILK LICENSES	1402	150	50	-100	2,550	735	-1,815	
NURSERY LICENSES	1403	500	365	-135	1,500	640	-860	
SARDINE PACKERS LICENSE	1404					250	250	
PRODUCT REGISTRATION FEE	1405	200	718	518	708	1,278	570	
REG OF FEEDING STUFFS	1406	800	1,190	390	2,130	8,670	6,540	
LIVESTOCK AND POULTRY LIC	1409	25	5	-20	325	68	-257	
FOOD INSPECT LIC-PERMIT	1410	6,000	10,566	4,566	15,675	32,296	16,621	
GARBAGE FEEDING LICENSE	1414	10		-10	10	2	-8	
TOBACCO PRODUCTS LICENSE	1415		75	75	150	475	325	
CIGARETTE DISTR LIC	1416	310		-310	7,310	7,250	-60	
CIGARETTE WHOLESALE LICEN	1418				1,250		-1,250	
RES COMMERCIAL FISH LICEN	1420	1,132	541	-591	10,985	5,570	-5,415	
ORIG OCC/PRO LICENSES 5	1425	1,397		-1,397	4,935	1,670	-3,265	

BUDGET MANAGEMENT SYSTEM

REVENUE VARIANCE REPORT FOR SEPTEMBER 1998

FORM.....: E Undedicated Revenues
Fund.....: 010 GENERAL FUND

Page: 4
DATE: 10/13/98
Program: c01.sqr

	RSRC	SEPTEMBER			YEAR-TO-DATE			
		Estimated Collections	Actual Receipts	Monthly Variance	Estimated Collections	Actual Receipts	Year-to-Date Variance	Source Acct
RENL OCC/PRO LICENSES 5	1431	50	300	250	350	550	200	
ORIG APPRENTICE LICENSES	1435	3,500	1,656	-1,844	6,381	2,949	-3,432	
HOSPITAL LICENSES	1440	17,000	39,325	22,325	54,000	39,325	-14,675	
AIRCRAFT LICENSES	1444	455	373	-82	1,365	1,203	-162	
RETAIL SEAFOOD DEALERS LI	1445	1,300	1,275	-25	10,931	7,735	-3,196	
LICENSE APPLICATION FEES	1446				625		-625	
SPECIAL LICENSES & LEASES	1448	9,250	13,573	4,323	53,524	39,511	-14,013	
STAMP SALES BEDDING ETC	1449	11,120	6,419	-4,701	24,020	9,267	-14,753	
LOBSTER CRAB FISH LICENSE	1452	76,707	9,280	-67,427	154,207	66,632	-87,575	
WHOLESALE SEAFOOD DEALERS	1455	2,113	2,737	624	7,116	9,262	2,146	
INTERSTATE LOBSTER TRANS	1456	1,300	995	-305	5,000	5,327	327	
LOBSTER MEAT PERMITS	1458	100		-100	980	990	10	
RES INTERSTATE SHELLFISH	1462	105		-105	1,003	1,055	52	
SEA MOSS LICENSES	1463	20	36	16	123	262	139	
SCHOOL LICENSES/PERMIT	1470					200	200	
BOAT REGISTRATION TRANSF	1472	76	178	102	267	430	163	
LIC ROADSIDE EAT LODGE HOU	1474	50,000	49,391	-609	167,500	135,873	-31,627	
COMMERCIAL SHELLFISH LICE	1478	700	2,015	1,315	8,642	10,946	2,304	
MAHOGANY QUAHOG LICENSE	1479				623	89	-534	
REG OF BOATS OVER 10 HP	1480	39,975	100,775	60,800	202,465	370,916	168,451	
BOAT OPERATORS LICENSE	1482	3	15	12	15	22	7	
MUSSEL LICENSE	1485	250	354	104	836	511	-325	
BOAT DUPLICATE STICKERS	1487	47	112	65	173	296	123	
DUPLICATE LICENSES	1488	104	165	61	375	432	57	
BOAT LOCAL TEMP REG	1490	2,708		-2,708	11,100		-11,100	
BOAT DEALER TEMP PLATES	1491	38	297	259	561	876	315	
BOAT DEALER REGISTRATION	1496	57	36	-21	332	262	-70	
14 OTHER TAX SPECIAL		235,702	243,017	7,315	778,062	770,325	-7,737	
LICENSE RESTORATION FEES	1503				50,000		-50,000	
FEES TEMP DEALERS PLATES	1507	169	361	192	745	611	-134	
DUP CERTIFICATE	1511	3	13	10	11	23	12	
SNOWMOBILE DUP STICKERS	1513	1	3	2	1	3	2	
DRIVER REHAB COURSE	1515	75,136	89,839	14,703	225,408	225,384	-24	
TRANSFER FEE	1533	2		-2	2		-2	
NON-RES 3 DAY SNOWMOBILE REED65		300		-300	750	17	-733	
NON-RES 10 DAY SNOWMOBILED	1566	120	22	-98	300	22	-278	
NON-RES SEASON SNOWMOBILED	1567	1,540	248	-1,292	3,850	365	-3,485	
SNOW LOCAL TEMP REG	1572	360		-360	631		-631	
SNOW REPLACE DEALER PLATE	1573	22	15	-7	38	30	-8	
SNOW DEALER PLATE	1574	278	509	231	1,134	1,454	320	
SNOWMOBILE REGISTRATION	1575	4,877	4,625	-252	11,383	7,864	-3,519	
SNOWMOBILE DEALERS REGIS	1576	274	405	131	1,361	1,140	-221	
ATV-DEALER REGISTRATION	1577	67	90	23	717	450	-267	
ATV DEALER PLATES	1578	51	120	69	450	365	-85	
ATV REPLACEMENT PLATES	1579	61	53	-8	130	95	-35	

BUDGET MANAGEMENT SYSTEM

REVENUE VARIANCE REPORT FOR SEPTEMBER 1998

FORM.....: E Undedicated Revenues
Fund.....: 010 GENERAL FUND

Page: 5
DATE: 10/13/98
Program: c01.sqr

	RSRC	SEPTEMBER			YEAR-TO-DATE			Source Acct
		Estimated Collections	Actual Receipts	Monthly Variance	Estimated Collections	Actual Receipts	Year-to-Date Variance	
ATV REGISTRATIONS	1580	29,966	52,429	22,463	96,236	140,889	44,653	
ATV LOCAL TEMP REG	1581	12,105		-12,105	33,841		-33,841	
ATV DUP REG	1582	9	23	14	22	43	21	
ATV DUPLICATE STICKER	1583	6	8	2	28	20	-8	
ATV REGISTRATION TRANSFER	1584	44	110	66	102	148	46	
ATV DEALER TEMP PLATES	1585	202	391	189	708	831	123	
15 M/V LICENSE RELATED FEES		125,593	149,264	23,671	427,848	379,754	-48,094	
RES JUNIOR TRAP LICENSE	1701	129	385	256	248	455	207	
1-DAY FISH EXCHG COMB	1705	394	216	-178	1,249	585	-664	
3-DAY FISH EXCHG COMB	1706	120	90	-30	300	252	-48	
NON RES SM GAME LIC	1708	1,154	275	-879	2,538	935	-1,603	
BREED LIC FOR WILD ANIMAL	1709	218	375	157	499	450	-49	
RES SERVICEMANS COMBO	1710	1,221	940	-281	3,240	2,480	-760	
FALCONRY LICENSE	1711	24		-24	49		-49	
WILDLIFE EXHIBITORS	1712	81	365	284	729	730	1	
NON RES HIDE DEALERS LIC	1715	125	108	-17	374	324	-50	
RES HIDE DEALERS LIC	1716	1,268	754	-514	3,703	986	-2,717	
BAIT WHOLESALERS	1717	270	168	-102	360	216	-144	
LIVE BAIT RETAILERS	1719	70	28	-42	70	28	-42	
ALIEN COMBINATION	1720	495	352	-143	1,155	1,936	781	
ALIEN FISHING	1721	320	840	520	1,408	3,290	1,882	
ALIEN SMALL GAME	1722	169		-169	338	140	-198	
ALIEN ARCHERY	1723	72		-72	214	70	-144	
SPEC HIDE DEALER'S LICENSE	1724	107	140	33	179	180	1	
WILDLIFE IMPORT/POSS PERMIT	1725	83	200	117	249	250	1	
UNDISTR F&W COLLECTIONS	1726	-1,000,000	-82,543	917,457	-550,000	-122,174	427,826	
LICENSE TO PROPAGATE FISH	1727	41	25	-16	41	25	-16	
RES TRAP LIC STATEWIDE	1736	18,535	18,513	-22	26,084	26,928	844	
NON RES TRAP LIC	1739	257	3,080	2,823	771	3,696	2,925	
TAXIDERMY TRAINEE	1740		1,240	1,240		2,320	2,320	
TAXIDERMY TRAINEE RENEWAL	1741					80	80	
RES TAXIDERMIST LICENSES	1742	4,000	2,625	-1,375	8,000	5,690	-2,310	
ONE DAY BASS TOURN LICENS	1743	40	216	176	80	240	160	
COMB FISH AND ARCHERY	1744	728	540	-188	1,956	1,668	-288	
FISHING DERBY PERMIT	1747	47	72	25	70	96	26	
NON-RES 3 DAY SM GAME HUNT	1748	227		-227	681	120	-561	
SMALL GAME HUNTING LIC	1749	118		-118	281	84	-197	
RESIDENT JR HUNT LICENSE	1750	5,614	1,455	-4,159	13,684	3,308	-10,376	
RES COMBINATION LICENSE	1751	275,000	41,645	-233,355	345,000	216,829	-128,171	
RES HUNTING LICENSE	1752	100,000	20,653	-79,347	102,000	43,661	-58,339	
RES FISHING LICENSE	1753	568,000	113,213	-454,787	673,000	514,009	-158,991	
RESIDENT ARCHERY LICENSE	1754	16,971	2,449	-14,522	21,252	5,650	-15,602	
NON RES JUN SMALL GAME	1755	126	600	474	505	2,300	1,795	
EEL PERMITS	1756	466	714	248	1,081	924	-157	
NON RES BIG GAME LIC	1757	156,000	76,974	-79,026	600,754	468,555	-132,199	

BUDGET MANAGEMENT SYSTEM

REVENUE VARIANCE REPORT FOR SEPTEMBER 1998

FORM.....: E Undedicated Revenues
Fund.....: 010 GENERAL FUND

Page: 6
DATE: 10/13/98
Program: c01.sqr

	RSRC	SEPTEMBER			YEAR-TO-DATE			
		Estimated Collections	Actual Receipts	Monthly Variance	Estimated Collections	Actual Receipts	Year-to-Date Variance	Source Acct
NON RESIDENT ARCHERY LIC	1758	3,821	679	-3,142	5,413	3,979	-1,434	
ALIEN BIG GAME HUNT LIC	1759	24,585	2,525	-22,060	61,549	5,400	-56,149	
LICENSE TO SELL INLAND FI	1760		25	25	20	25	5	
DUPLICATE LICENSE FEES	1761	11	42	31	27	56	29	
ONE DAY FISHING	1762	48,400	12,942	-35,458	94,058	39,339	-54,719	
ONE DAY FISHING EXCHANGE	1763		560	560	1,000	2,775	1,775	
DOG TRAINING AREA LICENSE	1764					25	25	
NON RES 7 DAY FISH LIC.	1765	191,378	58,762	-132,616	208,378	164,038	-44,340	
NON RES SEASON FISH LIC	1766	280,000	61,899	-218,101	362,000	289,653	-72,347	
NON RES 15 DAY FISH LIC	1767	68,298	19,950	-48,348	106,880	51,838	-55,042	
NON RES EXCHANGE FISH LIC	1768	53	252	199	119	696	577	
3 DAY FISHING LIC	1769	144,000	43,778	-100,222	170,000	147,969	-22,031	
BOYS GIRLS CAMP FISH LIC	1770				362	304	-58	
NON RES FISH LIC JUNIOR	1771	23,933	3,780	-20,153	35,139	9,429	-25,710	
NON RES COMBO FISH & HUNT	1772	30,011	20,668	-9,343	80,030	99,315	19,285	
COMM SHOOTING AREA LIC	1774	279		-279	389		-389	
LIC TO HUNT COMM SH AREA	1775					266	266	
RESIDENT GUIDE LICENSE	1778	7,156	6,399	-757	12,234	10,746	-1,488	
WHITewater GUIDE LICENSE	1779		870	870		1,305	1,305	
MUZZLE LOADING LICENSE	1786		572	572		1,485	1,485	
NON-RES MUZZLE LD LIC	1787	78	813	735	156	1,506	1,350	
RESIDENT MOOSE PERMIT	1789	143	145	2	8,623	34,191	25,568	
NONRESIDENT MOOSE PERMIT	1792		3,000	3,000	23,260	51,300	28,040	
SALE OF PY GAME STAMPS	1793	17		-17	46		-46	
COM WH WATER OUTFIT LIC	1794				347		-347	
CAMP TRIP LEADERS PERMIT	1795	55	2,083	2,028	2,875	4,161	1,286	
RES BEAR HUNT PERMIT	1796	7,261	565	-6,696	8,697	970	-7,727	
NON-RES BEAR HUNT PERMIT	1797	2,000	1,125	-875	6,739	3,902	-2,837	
RESIDENT MOOSE APP	1799					-20	-20	
17. HUNTING AND FISHING		983,969	448,141	-535,828	2,450,483	2,111,969	-338,514	
MAHOGANY QUAHOG TAX	1903	2,053	9,841	7,788	2,053	9,841	7,788	
WEIGHTS AND MEASURES FEES	1909	5,000	8,773	3,773	15,935	20,649	4,714	
FRANCHISE RECORDING FEE	1914	300		-300	875		-875	
COMM FOR JUSTICE PEACE ET	1916	7,084	8,050	966	21,250	24,000	2,750	
AIR & SEAPLANE BASE LICEN	1935	234		-234	700		-700	
AIRCRAFT DEALERS LICENSE	1936	433	100	-333	1,300	300	-1,000	
LIC OPER WATER TREAT PLAN	1950		660	660		855	855	
19. OTHER TAXES		15,104	27,424	12,320	42,113	55,645	13,532	
MISCELLANEOUS FINES	2001	2,303,157	2,133,490	-169,667	6,577,945	6,472,339	-105,606	
DOT FINES	2002	-200,000	-164,238	35,762	-566,240	-523,898	42,342	
IFW FINES	2012	-9,993		9,993	4,419		-4,419	
PUC FINES	2017	-57,500	-60,440	-2,940	-162,794	-190,136	-27,342	
KEEP MAINE SCENIC FINES	2020	-102	-100	2	-306	-321	-15	

B U D G E T M A N A G E M E N T S Y S T E M

REVENUE VARIANCE REPORT FOR SEPTEMBER 1998

FORM.....: E Undedicated Revenues
Fund.....: 010 GENERAL FUND

Page: 7
DATE: 10/13/98
Program: c01.sqr

	RSRC	SEPTEMBER			YEAR-TO-DATE			Source	Acct.
		Estimated Collections	Actual Receipts	Monthly Variance	Estimated Collections	Actual Receipts	Year-to-Date Variance		
LOCAL ORDINANCE FINES	2021	-7,500	-10,091	-2,591	-24,600	-27,672	-3,072		
SURCHARGE FUND	2076	-40,000	-40,371	-371	-113,248	-122,102	-8,854		
SURCHARGE-COURT ADMIN	2077	-18,750	-17,818	932	-53,085	-53,589	-504		
COLLECTION EXPENSE	2078	-850	160,587	161,437	-2,550	217,393	219,943		
SURCHARGE-PUBLIC SAFETY	2079	-18,750	-17,819	931	-53,085	-53,590	-505		
DEP FINES	2081		41,944	41,944	35,000	187,991	152,991		
IFW FINE WATERCRAFT	2082	3,589		-3,589	8,276	-1,974	-10,250		
TOBACCO ENFORCEMENT	2086	-1,530	-4,544	-3,014	-4,590	-13,468	-8,878		
TOBACCO LICENSING VIOLAT	2087	-1,020		1,020	-3,060		3,060		
CHARGE FOR RETURNED CHECKS	2094	5,000	6,940	1,940	15,000	13,980	-1,020		
20 FINES, FORFEITS AND PENALTIES		1,955,751	2,027,540	71,789	5,657,082	5,904,953	247,871		
INT BANK BALANCES	2101					21	21		
EARNINGS ON INVESTMENTS	2105	52,150	1,271,727	1,219,577	104,298	2,872,905	2,768,607		
21 REVENUE FROM USE OF MONEY		52,150	1,271,727	1,219,577	104,298	2,872,926	2,768,628		
FED GRANTS HWYS BRIDGES	2201					8	8		
DISTRIBUTED REVENUE-FED	2223	25,000	33,337	8,337	75,000	46,764	-28,236		
FED GRANTS FOR OTHER PURP	2226	936,000	61,650	-874,350	2,236,000	599,180	-1,636,820		
SERV FEES FEDERAL GOVERN	2296	43,708	22,393	-21,315	105,319	86,854	-18,465		
22 FEDERAL		1,004,708	117,380	-887,328	2,416,319	732,806	-1,683,513		
SERV FEES COUNTIES	2397	2,000		-2,000	2,000	6,944	4,944		
23 COUNTY		2,000		-2,000	2,000	6,944	4,944		
PRO RATA SHARE OF ADMIN C	2461	417		-417	1,251		-1,251		
24 CITIES AND TOWNS		417		-417	1,251		-1,251		
AUDIT FINDINGS	2513		2,799	2,799		2,799	2,799		
CHILD SUPPORT COLLECTION	2520	25,000		-25,000	75,000	194,299	119,299		
PRIV CONTR FOR OTHER PURP	2526	3	3,017	3,014	32	11,651	11,619		
O A S I PAYMENTS	2543	83,334	124,387	41,053	250,000	554,345	304,345		
25 PRIVATE SOURCES		108,337	130,203	21,866	325,032	763,094	438,062		
RENT OF LANDS	2601		4,132	4,132		6,036	6,036		
RENT OF BLDGS	2602	1,600	822	-778	2,250	1,644	-606		
RENT OFFICES ROOMS	2603	1,458	1,605	147	4,374	4,814	440		
USE OF CONCESSIONS	2604	6,000	3,920	-2,080	16,000	13,310	-2,690		
RECREATIONAL USE OF PARKS	2610	491,000	279,290	-211,710	1,358,100	1,060,412	-297,688		
JURY DUTY REIMB	2611	80	50	-30	80	422	342		
CARE AND TREATMENT ARC	2614	41,417	32,468	-8,949	124,251	116,126	-8,125		

BUDGET MANAGEMENT SYSTEM

REVENUE VARIANCE REPORT FOR SEPTEMBER 1998

FORM.....: E Undedicated Revenues
Fund.....: 010 GENERAL FUND

Page: 8
DATE: 10/13/98
Program: c01.sqr

	RSRC	SEPTEMBER			YEAR-TO-DATE			
		Estimated Collections	Actual Receipts	Monthly Variance	Estimated Collections	Actual Receipts	Year-to-Date Variance	Source Acct
MISC RENTS & LEASES	2616	334	120	-214	1,001	952	-49	
APPLIC & EXAM FEES	2619	4,000	20,653	16,653	10,000	51,028	41,028	
INSPECTION SERVICES	2621					312	312	
LAB SERVICES RENDERED	2622	100		-100	300		-300	
LEGAL SERVICES RENDERED	2623	11,500		-11,500	34,500	1,000	-33,500	
MEDICAL SERVICES RENDERED	2627					330	330	
HOSP SERV RENDERED PINELA	2629	28,584	36,747	8,163	85,750	117,844	32,094	
RECUNG FILNG RECORD DEEDS	2630	30,400	50,256	19,856	90,320	146,908	56,588	
REGISTRATION FEES	2631	1,628	1,677	49	12,106	6,532	-5,574	
FILING FEES	2632	106,084	83,760	-22,324	324,750	310,615	-14,135	
MEDICAID ADVOCATES	2633				94,250		-94,250	
HOSP SERV RENDERED LEVSON	2634	77,166	104,766	27,600	231,500	300,596	69,096	
TUITION FEES	2635		550	550		3,325	3,325	
WITNESS FEES	2636	1,260	37	-1,223	3,780	203	-3,577	
MISC SERVICES & FEES	2637	29,621	49,732	20,111	119,225	167,325	48,100	
MEDICAID CRISIS WORKERS	2639	20,601	33	-20,568	61,803	72,574	10,771	
CERTIFIED DOCUMENT FEES	2642	2,917	2,435	-482	8,750	9,811	1,061	
EMPLOYEE MAINTENANCE	2645		2,762	2,762		16,256	16,256	
CARE OF CHILDREN	2646	70,197		-70,197	210,591		-210,591	
TESTING FEES	2647	200	3,500	3,300	600	7,100	6,500	
SALE OF EGGS	2652		140	140		140	140	
SALE OF MAPS	2657	214	395	181	536	395	-141	
SALE OF BOOKS	2658	4,232	11,012	6,780	6,149	15,280	9,131	
SALE OF PRINTS	2660	334	40	-294	1,002	470	-532	
SALE OF SUPPLIES	2663	425	974	549	2,741	1,695	-1,046	
SALE CONFISCATED ARTICLES	2668	10,000	14,093	4,093	10,000	14,093	4,093	
SALE MAILING LISTS	2669	2,349	2,298	-51	6,584	10,709	4,125	
SALE GREASE TALLOW	2671	500	852	352	2,000	868	-1,132	
SALE OF MEALS	2674	160	125	-35	481	386	-95	
SALE OF LODGING AND MEALS	2676	12,195	4,405	-7,790	23,677	38,140	14,463	
CLAIMS AGAINST VENDORS	2678				40	102	62	
AUDIT RETURNS	2680	12,500	406,444	393,944	37,500	406,444	368,944	
OVERPAYMENTS TO BE REFUND	2681		-10	-10	77	528	451	
SALE OF PUBL/COPIES/CERTS	2685	441	926	485	1,075	2,617	1,542	
MISCELLANEOUS INCOME	2686	8,657	38,714	30,057	15,779	66,695	50,916	
CASH OVER SHORT FORGN EX	2689		1,875	1,875		584	584	
RECOVERED COST	2690	1,666	308	-1,358	5,000	50,581	45,581	
SERV AND FEES CHG OTHER D	2691	9,034	8,564	-470	27,102	27,325	223	
RECOVERED CLAIM PAYMENTS	2694	1,125		-1,125	3,125		-3,125	
MR MED WAIVER-CASE MGMT	2695	453,404		-453,404	1,360,212	578	-1,359,634	
NON-WAIVER CASE MGMT	2696	17,916	29,421	11,505	53,750	93,581	39,831	
MEDICAID PROF SUPPORT SER	2697	72,000	24,380	-47,620	166,000	58,009	-107,991	
ADMIN/COST ALLOCATION	2698				340,853		-340,853	
26 SERVICE CHARGES FOR CURR. SERV		1,533,299	1,224,271	-309,028	4,857,964	3,204,695	-1,653,269	
TRANSFER ALCOHOL PREMIUM	2705	100,750	120,000	19,250	416,020	370,436	-45,584	

BUDGET MANAGEMENT SYSTEM

REVENUE VARIANCE REPORT FOR SEPTEMBER 1998

FORM.....: E Undedicated Revenues
Fund.....: 010 GENERAL FUND

Page: 9
DATE: 10/13/98
Program: c01.sqr

	RSRC	SEPTEMBER			YEAR-TO-DATE			Source Acct
		Estimated Collections	Actual Receipts	Monthly Variance	Estimated Collections	Actual Receipts	Year-to-Date Variance	
TRANS FROM LIQUOR COMM	2706	1,575,350	1,517,354	-57,996	6,504,985	5,672,653	-832,332	
TRANS FROM LOTTERY COMM	2707	3,449,094	2,156,482	-1,292,612	10,286,850	9,054,382	-1,232,468	
CONTRIBUTION FROM HWY FUN	2717	130,394		-130,394	130,394		-130,394	
STACAP - FROM HIGHWAY FND	2718	66,175	173,439	107,264	192,951	682,035	489,084	
CONT FROM OTHER SPEC REV	2719	25,000	15,000	-10,000	25,000	8,447	-16,553	
STACAP - OTH SPCL REV FND	2721	132,349	179,819	47,470	385,899	508,419	122,520	
FED BLOCK GRANT ST CAP	2728	13,235	25,579	12,344	38,590	56,279	17,689	
STACAP - FEDRL EXPEND FND	2729	194,388	214,212	19,824	566,790	671,337	104,547	
STACAP - ENTERPRISE FUNDS	2730	14,062	18,217	4,155	41,002	113,476	72,474	
STACAP - INTRAGOVMTL FNDS	2731	41,359	44,836	3,477	120,593	159,771	39,178	
STA-CAP HIGHWAY BOND FUND	2736					6	6	
27 CONTRIB AND TRANSFERS		5,742,156	4,464,938	-1,277,218	18,709,074	17,297,241	-1,411,833	
SALE OF BUILDINGS	2801		240,506	240,506		240,506	240,506	
SALE OF EQUIPMENT	2806	1,000	442	-558	2,200	442	-1,758	
SALE OF STUMPAGE	2816	1,000	6,721	5,721	1,000	10,505	9,505	
SALE OF AUTOS	2821	5,000		-5,000	15,000		-15,000	
OTHER SETTLEMENTS	2830		823	823		10,841	10,841	
28 SALES AND COMP LOSS OF PROP		7,000	248,492	241,492	18,200	262,294	244,094	
**** Total ****	9999	204,799,165	184,159,519	-20,639,646	425,483,051	411,345,358	-14,137,693	

O.F.P.R.
98 APR -2 AM 9:36

APPROVED

APR 01 '98

STATE OF MAINE BY GOVERNOR

Attachment #2
CHAPTER

655

PUBLIC LAW

IN THE YEAR OF OUR LORD
NINETEEN HUNDRED AND NINETY-EIGHT

S.P. 783 - L.D. 2110

**An Act to Amend the Laws Regarding the Consensus Revenue
Forecasting Process**

Be it enacted by the People of the State of Maine as follows:

Sec. 1. 5 MRSA §1664, 2nd ¶, as amended by PL 1995, c. 665, Pt. S, §1, is further amended to read:

Part 1 must consist of a budget message by the Governor-elect or the Governor that outlines the 4-year financial policy of the State Government for the ensuing biennium and the following biennium, describing in connection therewith the important features of the financial plan. It must embrace a general budget summary setting forth the aggregate figures of the budget in such a manner as to show the balanced outlines relations between the total proposed expenditures and the total anticipated revenues together with the other means of financing the budget for each fiscal year of the ensuing biennium, contrasted with the corresponding figures for the last completed fiscal year and the fiscal year in progress. The following biennium financial plan must include the forecasted Highway Fund and General Fund appropriation requirements and projected revenues and other available resources shown in a budget fund flow statement and a comparative statement that presents income source for revenue projections and appropriation estimates by major program categories. This forecast must assume the continuation of current laws and include reasonable and predictable estimates of growth in revenues and expenditures based on national and local trends and program operations. General Fund and Highway Fund revenue must be forecasted for the

following biennium by income sources as provided in ~~current-law~~ chapter 151-B. Expenditure forecasts for the General Fund and the Highway Fund must be forecasted on the basis of current law and assumed inflation variables related to program operations. It must specifically describe the estimated loss in revenue during the last completed fiscal year and the fiscal year in progress, and the anticipated loss in revenue for each fiscal year of the ensuing biennium, caused by tax expenditures provided in Maine statutes; the term "tax expenditures" means those state tax revenue losses attributable to provisions of Maine tax laws that allow a special exclusion, exemption or deduction or provide a special credit, a preferential rate of tax or a deferral of tax liability. The general budget summary must be supported by explanatory schedules or statements, classifying the expenditures contained therein by organization units, objects and funds, and the income by organization units, sources and funds.

Sec. 2. 5 MRSA §1665, sub-§3, as enacted by PL 1989, c. 501, Pt. P, §13, is amended to read:

3. Revenue estimates. ~~Tentative-revenue-estimates-prepared by-the~~ The State Budget Officer during the month of September of the even-numbered years shall be revised by this officer during the following--November shall use the revenue projections recommended by the Revenue Forecasting Committee in setting revenue estimates for inclusion in the budget. The revenue estimates shall must be classified so as to show the income by organization units, sources and funds, or in any other manner, at the discretion of the State Budget Officer.

Sec. 3. 5 MRSA §1665, sub-§7, as amended by PL 1995, c. 665, Pt. S, §2, is further amended to read:

7. General Fund and Highway Fund revenue and expenditure forecasts. By September 30th of each odd-numbered year and May 31st of each even-numbered year, the State Budget Officer shall prepare and deliver a report to the Governor, the Legislature and the joint standing committee of the Legislature having jurisdiction over appropriations and financial affairs containing a forecast of revenue and expenditures for the following biennium. The forecast must assume the continuation of current laws and include reasonable and predictable estimates of growth in revenues and expenditures based on national and local trends and program operations. General Fund and Highway Fund revenue must be forecasted by income source as provided in ~~current-law~~ chapter 151-B. Expenditure forecasts for the General Fund and the Highway Fund must be forecasted on the basis of current law and assumed inflation variables related to program operations. The forecast for the General Fund and the Highway Fund must be presented in a budget fund flow statement and a comparative

statement showing each income source for revenue projections and expenditure estimates for each major program category.

Sec. 4. 5 MRSA §1710-E, as enacted by PL 1995, c. 368, Pt. J, §1, is amended to read:

§1710-E. Revenue Forecasting Committee; established; membership

There is established the Revenue Forecasting Committee, referred to in this chapter as the "committee," for the purpose of providing the Governor, the Legislature and the State Budget Officer with analyses, findings and recommendations relating to the projection of revenues for the General Fund and the Highway Fund based on economic assumptions recommended by the Consensus Economic Forecasting Commission. The committee includes the State Budget Officer, the State Tax Assessor, the State Economist and an economist on the faculty of the University of Maine System selected by the chancellor and, the Director of the Office of Fiscal and Program Review and an analyst from the Office of Fiscal and Program Review designated by the director of that office. One of the 5 6 members must be selected by a majority vote of the committee members to serve as the chair of the committee.

Sec. 5. 5 MRSA §1710-G, as amended by PL 1997, c. 157, §1, is further amended to read:

§1710-G. Use of revenue forecasts

The State Budget Officer shall ~~consider~~ use the revenue projections recommended by the committee in setting revenue estimates in accordance with section 1665, subsection 3. The State Budget Officer shall use the revenue projections of the committee in preparing General Fund and Highway Fund revenue and expenditure forecasts in accordance with section 1664 and section 1665, subsection 7. If new information becomes available and the State Budget Officer adjusts wishes to recommend an adjustment to the revenue projections already recommended by the committee in setting--revenue--estimates--in--accordance--with--section--1665, subsection--3,--the--State--Budget--Officer--shall--submit--to--the Governor,--the--Legislative--Council--and--the--joint--standing committee--of--the--Legislature--having--jurisdiction--over appropriations--and--financial--affairs--a--report--that--presents--the analyses,--findings--and--recommendations--by--revenue--line--and explains--the--variances--from--the--revenue--projections--recommended by--the--committee, the State Budget Officer shall convene a meeting of the committee as soon as practicable so that the committee may review any new data and make any additional recommendations it feels necessary.

Sec. 6. 5 MRSA §1710-H, as enacted by PL 1995, c. 368, Pt. J, §1, is amended to read:

§1710-H. Meetings

The committee shall meet at least 4 times a year. Additional meetings may be called by a majority vote of the committee or by the State Budget Officer as specified in section 1710-G.

B A L A N C E S H E E T A C C O U N T B A L A N C E

FUND	BS ACCOUNT	SHORT NAME	BS ACCOUNT BALANCE	BEGIN DAY BALANCE	ACCOUNT TYPE	EXCEPT IND
=====	=====	-----	-----	-----	-----	-----
01- 010	0305	RES/W.CAP	7,500,000.00	7,500,000.00	03	
02- 010	0306	RS/WC ADV	2,177,261.00	2,177,261.00	03	
03- 010	0308	RAINY DAY	99,178,599.59	99,178,599.59	03	
04- 010	0309	RS/LEG AP	1,163.08	1,163.08	03	
05- 010	0310	TAX RELIEF	154,045,353.61	154,045,353.61	03	
06- 010	0312	RS/LN INS	0.00	0.00	03	
07- 010	0313	RES/ENCUM	71,729,849.59	71,729,849.59	03	
08- 010	0314	RS/PRENC	1,828,239.51	1,828,239.51	03	
09- 010	0315	RS/RETRMT	3,250,000.00	3,250,000.00	03	
10- 010	0316	PROPTAXREL	0.00	0.00	03	
11- 010	0320	MEMB CONT	3,110.00	3,110.00	03	
12- 010	0340	TRUST LIA	0.00	0.00	03	
13- 010	0350	LEG/M.CON	0.00	0.00	03	
14- 010	0380	EXP/UNALL	-1252601830.73	-1252601830.73	03	*


B A L A N C E S H E E T A C C O U N T B A L A N C E

	FUND	BS ACCOUNT	SHORT NAME	BS ACCOUNT BALANCE	BEGIN DAY BALANCE	ACCOUNT TYPE	EXCEPT IND
	=====	=====	-----	-----	-----	-----	-----
01-	010	0220	BOND/UNMA	0.00	0.00	02	
02-	010	0221	NOTE/UNMA	0.00	0.00	02	
03-	010	0230	RS/HOMAKR	2,630.00	2,630.00	02	
04-	010	0233	RES/D.INC	0.00	0.00	02	
05-	010	0237	RS/AV OTH	0.00	0.00	02	
06-	010	0243	MEDICARE	0.00	0.00	02	
07-	010	0248	APPROPRTN	2172356734.00	2172356734.00	03	
08-	010	0250	M S E A	0.00	0.00	02	
09-	010	0253	FEDERL TX	0.00	0.00	02	
10-	010	0259	MSECU	0.00	0.00	02	
11-	010	0300	RES/A.EXP	44,309,276.40	44,309,276.40	03	
12-	010	0302	U/SURPLUS	-36,428,722.54	-36,428,722.54	03	*
13-	010	0303	CONTINGNT	278,321.00	278,321.00	03	
14-	010	0304	RS/SALES TAX	5,821,353.41	5,821,353.41	03	



MAINE STATE LEGISLATURE
OFFICE OF FISCAL AND PROGRAM REVIEW
5 STATE HOUSE STATION
AUGUSTA, MAINE 04333-0005
Telephone: (207) 287-1635
FAX: (207) 287-6469

October 7, 1998

TO: Members of the Legislative Council
FROM: John D. Wakefield, Director 
RE: **REVENUE FORECAST COMMITTEE MEETINGS**

Please be advised that the Revenue Forecasting Committee will be meeting in the Taxation Committee Room (#221) from 9:00 a.m. - 4:00 p.m. on the following dates:

Wednesday, October 28th
Monday, November 2nd
Wednesday, November 4th
Tuesday, November 10th

The purpose of these meetings will be to review economic and revenue data from various departments and agencies of state government and to project general fund and highway fund revenue for the current and next bienniums.

cc: Members, Joint Standing Committee on Appropriations and Financial Affairs
Members, Joint Standing Committee on Taxation
Sally Tubbesing, Executive Director
Jim Clair
Grant Pennoyer
Julie Jones



**OFFICE OF FISCAL AND PROGRAM REVIEW
5 STATE HOUSE STATION
AUGUSTA, MAINE 04333-0005
TELEPHONE: 287-1635
FAX: 298-6469**

2000-2001 GENERAL FUND "STRUCTURAL GAP": AN OCTOBER 1998 UPDATE

Definition

We define the "structural gap" as the difference between projected General Fund revenues *under current law* and projected General Fund current services appropriations that are needed to *maintain the current level of legislatively approved and funded program effort*.

Overview/Background

Last May, this office released a preliminary estimate of the General Fund's "structural gap" for the 2000-2001 biennium in the range of <\$325 - 375 million>. It was based on the FY 98, FY 99, FY 00 and FY 01 General Fund revenue projections that were in effect at that time. We felt it important to state that a more accurate forecast could not be finalized until we had the *actual* revenue and expenditure FY 98 data, any updated economic forecast recommended by the Consensus Economic Forecasting Commission and any *updated revenue forecast* recommended by the Consensus Revenue Forecasting Committee.

Since the May estimate, a number of events have taken place, many decreasing our estimate of the 2000-2001 "structural gap", some increasing our estimate. The Bureau of the Budget, in a September 30, 1998 memorandum to the Governor, President of the Senate, Speaker of the House of Representatives and Joint Standing

Committee on Appropriations & Financial Affairs apprised them of the major issues impacting the next biennial budget. A copy of that memorandum is attached for your review (see attachment # 1).

Recent Developments

Listed below is our summary of the more significant fiscal developments since our last update:

- ❑ A positive FY 98 Actual-to-budgeted revenue variance of \$125.4 million (see attachment #2);
- ❑ An FY 98 versus FY 97 "base-to-base" revenue comparison that was greater than 8%, thereby effectuating a ½ ¢ reduction in the 6¢ sales tax, effective October 1, 1998 (due to the provisions of 36 MRSA §1811);
- ❑ A dramatically-improved, projected 6/30/99 General Fund "Unappropriated Surplus" (from approximately \$330,000 to approximately \$98 million) due mostly to the "net" FY 98 revenue surplus remaining uncommitted;
- ❑ A *draft* report by the Consensus Economic Forecasting Commission that is significant in that it: a) does *not* forecast a U.S. recession in the near term; and b) was advising the recipients of the draft report that it would be important for the Commission to *meet again in the winter of 1999* to review their consensus economic assumptions;
- ❑ The Revenue Forecasting Committee process having been set in motion with a series of meetings organized throughout the fall to develop their recommendations and/or revisions for FY 99, FY 00 and FY 01; it is unlikely that their forecast will be available before late November 1998; and
- ❑ Growing concerns, as reported by various media outlets, of the impact two major events could have on the U.S. economy: a) the decline in the major stock market indices (and the effect it could have on consumer confidence); and b) the impact that the recession affecting certain economies (ie, Asia, Russia, parts of South America) would have if it "spread" to the United States.

Conclusions

This office has been doing "structural gap" analyses since 1990. At no time since the recessionary times of the early 1990's have there been so many major, economic issues that have the potential to seriously disrupt the forecasts ultimately adopted by the Consensus Economic Forecasting Commission and the Consensus Revenue Forecasting Committee.

That having been said, we believe that the revenue forecast currently in place will underestimate General Fund revenue for FY 99, FY 00 and FY 01. We have preliminarily interpreted the actual FY 98 revenue and expenditure data to mean that the current economic situation would lead to a "structural gap" forecast that would be downsized to the <\$175 - \$225 million> range. A continuation of economic activity in Maine similar to our experience over the last 18-24 months would lead us to reduce that estimate of the "structural gap" even further. The other possibility, however, would be Maine's economy being affected negatively by the national or international economy for which we would, of course, need to increase our estimate of the gap.

We will be updating our estimate once the Revenue Forecasting Committee concludes its work in November.

O.F.P.R.
98 SEP 30 PM 4:01



STATE OF MAINE
DEPARTMENT OF ADMINISTRATIVE & FINANCIAL SERVICES

Bureau of the Budget
State House Station #58
Augusta, Maine 04333

Date: September 30, 1998

To: Honorable Angus S. King, Jr., Governor
Honorable Mark W. Lawrence, President of the Senate
Honorable Elizabeth H. Mitchell, Speaker of the House
Honorable Michael H. Michaud, Senate Chair
Honorable George J. Kerr, Chair
Members, Joint Standing Committee on Appropriations and Financial Affairs

From: John R. Nicholas, State Budget Officer

Subject: Status of the September 30, 1998 report on the forecast of revenues and expenditures for the General Fund and the Highway Fund for the FY 98-99 biennium and the FY 2000-2001 biennium as required by Title 5, section 1665, subsection 7.

On May 31, 1998, the Bureau of the Budget issued an updated four year budget forecast for the FY 98-99 biennium and the FY 2000-2001 biennium in accordance with Title 5, section 1665, subsection 7. That forecast, which was revised on June 18, 1998, projected a structural gap of \$324.4 million in the General Fund for the FY 2000-2001 biennium. Subsequently, Public Law 1997, chapter 643, section E-3 amended Title 5, section 1665, subsection 7 so that the issuance of the four year budget forecast for the General Fund and the Highway Fund is required on September 30 of each even numbered year.

When Public Law 1997, chapter 643 became effective on June 30, 1998, it was expected that an update to the four year budget forecast would occur on September 30, 1998. The Bureau of the Budget proceeded to update and evaluate components of the four year budget forecast for the General Fund that were contained in the May 31, 1998 report including the following:

- General Fund expenditure trends through June 30, 1998 indicate a change in the expenditure forecast for the FY 2000-2001 biennium of + or - \$2.4 million, a variance of only .0005%.
- The beginning balance of the General Fund for FY 2000 should be revised upward from \$330,706 to \$98,411,436 as a result of actual revenue and expenditure performance for FY 98. This would reduce the General Fund structural gap by approximately \$98.1 million.

September 30, 1998

Page 2

- General Fund revenues for FY 99, FY 2000 and FY 2001 will likely be revised up by the Revenue Forecasting Committee as a result of General Fund revenue performance for FY 98.
- Sales and Use Tax revenues should be projected down in excess of \$40 million in FY 99 and in excess of \$60 million each year in FY 2000 and FY 2001 as a result of the 1/2% reduction in the sales tax pursuant to Title 36, section 1811. In addition it is anticipated that in excess of \$22 million will be reserved between July 1, 1998 and October 31, 1998 in accordance with section 1811.

The four year budget forecast still is lacking a more recent General Fund and Highway Fund revenue forecast from the Revenue Forecasting Committee. As was the situation a year ago, General Fund revenues are very likely to be projected up for FY 99, FY 2000 and FY 2001 by the Revenue Forecasting Committee. On balance, the budget trends appear favorable with regard to the overall outcome of an updated budget forecast for the FY 2000-2001 biennium.

The Revenue Forecasting Committee met on September 21, 1998 at which time the committee agreed to a time line for the release of an official revenue forecast late in November, 1998. The Revenue Forecasting Committee needs more actual revenue data to complete its work on the official revenue forecast for the General Fund and the Highway Fund. Actual revenue data through September and October with respect to taxable sales and estimated payments for the Corporate Income Tax and the Individual Income Tax are necessary to produce an accurate revenue forecast.

The purpose of the four year budget forecast is to inform the Legislature and the Governor on the financial status of the General Fund and the Highway Fund using the most current budget data. One year ago release of the four year budget report was deferred, as it would have been confusing to policy makers and the public. The reason was that General Fund surpluses at the end of FY 97 indicated that the Revenue Forecasting Committee would likely recommend an overall increase in General Fund revenues for the FY 98-99 biennium and the FY 2000-2001 biennium (see letter dated October 8, 1997).

The circumstances of a year ago have been repeated this fiscal year with respect to the revenue projections for the General Fund. Since the Bureau of the Budget is required to use the most current revenue forecasts of the Revenue Forecasting Committee, in accordance with Public Law 1997, chapter 157, the Bureau of the Budget will issue a further revision of its updated four year budget forecast after the Revenue Forecasting Committee has completed its work.

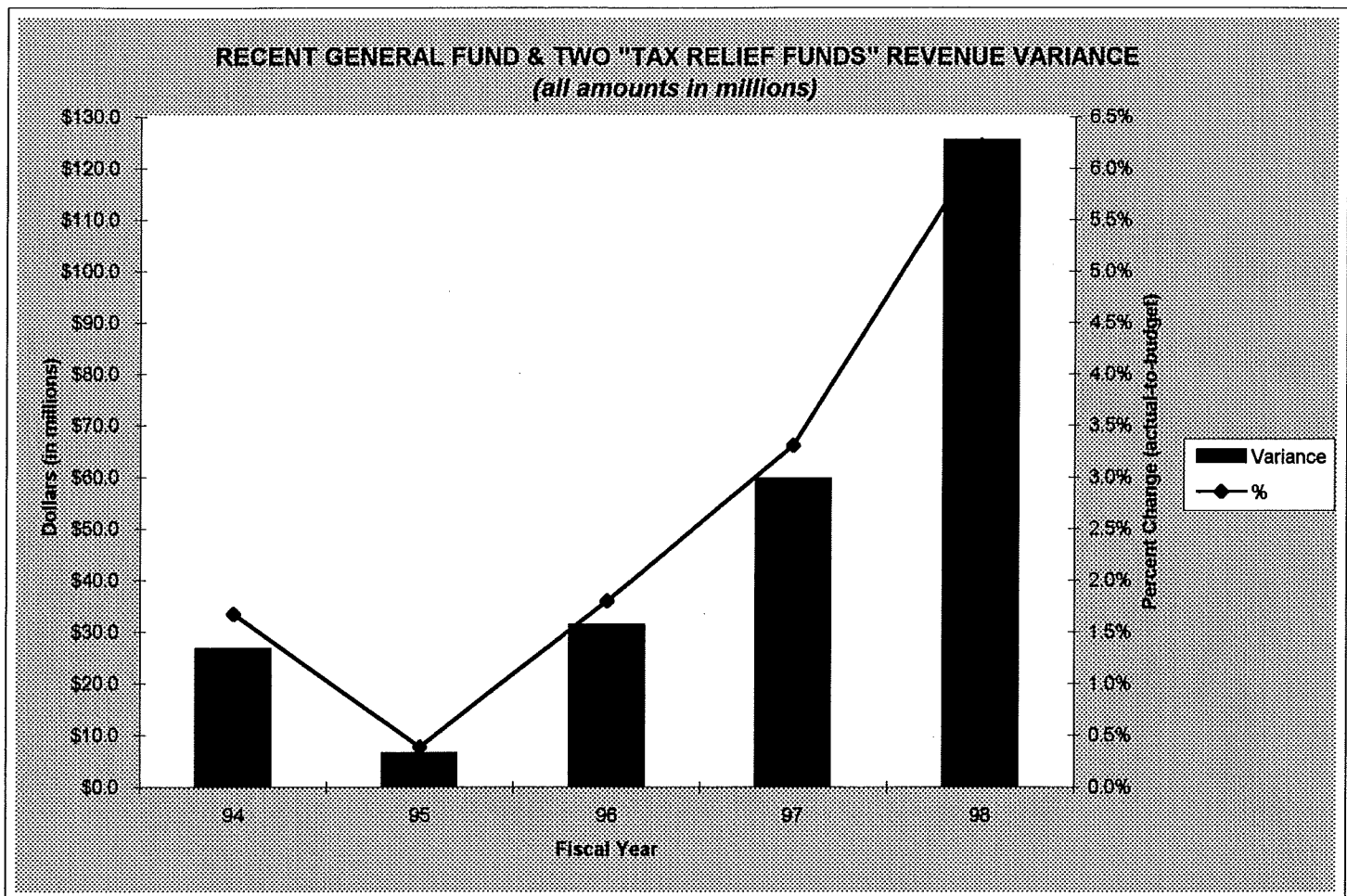
If you have any questions, please do not hesitate to contact me at 624-7810.

cc: Janet E. Waldron, Commissioner, Department of Administrative and Financial Services
Kay Rand, Governor's Director of Policy and Legislation
John Wakefield, Director, Office of Fiscal and Program Review
Jim Clair, Deputy Director, Office of Fiscal and Program Review

RECENT GENERAL FUND REVENUE VARIANCES ³

(all amounts in millions)

Fiscal Year		Actual Revenue	Final Budgeted Revenue	Variance	%
94		\$1,624.0	\$1,597.3	\$26.7	1.7%
95		\$1,671.7	\$1,665.3	\$6.4	0.4%
96	¹	\$1,766.4	\$1,735.2	\$31.2	1.8%
97	²	\$1,863.1	\$1,803.5	\$59.6	3.3%
98	³	\$2,140.6	\$2,015.2	\$125.4	6.2%



Notes: ¹ FY 96 "Actual" and "Variance" data reflect the exclusion of over \$20 million in revenue used administratively to increase reserves for uncollectible tax receivables.

² FY 97 "Actual" and "Variance" data reflect the exclusion of \$7.5 million of revenue used administratively to increase reserves for uncollectible tax receivables;

³ FY 98 data includes \$137.2 million transferred to the "Tax Relief Fund for Maine Residents" (of which \$63.0 million was budgeted in FY 98) and the \$28.8 million transferred to the "Tobacco Tax Relief Fund" of which \$24.5 was budgeted in FY 98).

FY98 includes the 2 "Tax Funds"

SARAH C. TUBBESING
EXECUTIVE DIRECTOR
OF THE LEGISLATIVE COUNCIL



MAINE STATE LEGISLATURE
OFFICE OF THE EXECUTIVE DIRECTOR
LEGISLATIVE COUNCIL

October 9, 1998

TO: Members of the Legislative Council
FROM: Sally *Sally*
SUBJECT: Offshore Data Processing Facilities

You will recall that two of the three firms that submitted bids for the Year 2000 work on the legislative computer system indicated that they would assign this work to their offshore facilities. In response to your request for additional information, we have formally requested information regarding employee compensation.

I have also shared this information with John Wakefield and Jim Clair, and they have tried to put this information in the context of information regarding the Indian economy.

I have enclosed copies of both our correspondence, the replies from both firms, and the Office of Fiscal and program Review's analysis for your review prior to the Council meeting next week.

Enclosures

To: Paul Mayotte

From: Bill Eberle

Date: 9-16-98

Subject: Answers to the Legislative Council's questions about CST2000 and Datamatics working conditions in India

SEP 17 1998

Overview

In the project to find and qualify possible resources for our Wang Y2K project, we discovered three candidate companies. Two of the companies depend on off shore facilities in India for their Wang specific COBOL assessment, remediation, and unit testing work. These off shore facilities in India have Wang equipment and software licenses and technical personnel with Y2K and Wang COBOL and COBOL HLI experience. Based on our discussions with staff at these off shore facilities, it is our belief that these facilities, Datamatics, Ltd. and Infotech, Ltd., are equipped to do the Wang COBOL work our project requires.

We found only one company in the United States which was qualified by previous Wang and COBOL experience to do this work and that company did not have the Wang equipment or software licenses required to do the work. While the \$14,500 cost for renting a Wang VS with "right to copy" for three months was probably not beyond our means, we were concerned about the lack of such resources in a vendor we would recommend for our Wang Y2K project. Note that in the rental scenario, shipping and insurance costs would be an additional burden. A "right to copy" would allow us to recreate our full Wang COBOL and PACE environments on a test machine.

Concerning the Council's request that we verify that none of our potential Y2K vendors who use off shore resources is, in fact, a "sweat shop":

- Given that I am exploring whether or not any of these organizations "practice unfair or illegal labor practices", of course, I have no way of being positive about working conditions in these Indian facilities or the facilities of their possible subcontractors.
- I must make some judgement by talking to people who have visited the facilities and have knowledge of operations and, also, by talking to employees who are now working at these facilities.
- Another method of bolstering our judgement would be to trust that the endorsement of other American companies would depend on the endorsed company being a reputable, financially sound company with good labor practices.
- Additionally, a world-wide shortage of software analysts and programmers suggests that Indian companies employing such resources would have to be competitive in their wages and working conditions.

During vendor assessment both Nik and I have talked to technical personnel at both facilities in India and judged them to be professional and competent.

CST2000

I have talked to Ashok Nalamalapu and he has said that he will certify in writing that the off shore company he uses, Infotech, is not "a sweat shop." He said that the owner Mohan Reddy is the president of the Software Association in the state of Andhrapradesh, India and the company is ISO 9000 certified. He also noted that India is the largest democratic country in the world. Additionally, Ashok says that he has

been nominated as Minority Small Business Person of the Year and that this nomination is based in part on the ethics of his company.

Datamatics

I have talked to Dom Gualtieri of Datamatics, America and Gerry Crawford of Wang about the working conditions in Datamatics' India offices. Both men have visited the facilities in India and can speak of conditions there from personal experience.

A telephone message from Gerry Crawford has been forwarded to you. He said the Datamatics facility in India

definitely would not be classified as a sweat shop If you were inside the building you would not know you were [except for the fact that the people sitting at desks are Indian] anywhere other than a U.S. office building. [It is a] very nice facility, landscaped with walking paths and that sort of thing. [The facilities] are well-equipped and clean . . . and the engineers are, from the Indian perspective, well-paid. I was very impressed with their facility as a matter of fact.

Gerry had spent a week at the Bombay facility and said he had complete access to all areas of the building.

Also, when I was talking to Ravindra Kale, the Strategic Account Manager, and a software engineer, Pravin, both in India, this morning about how we want to organize the project's unit testing, this question was raised. Ravindra said that their facilities and pay structures are on a par with other companies with facilities in the CEPZ (special export zone for technical companies). The CEPZ also includes facilities for American companies such as Microsoft. Ravindra also pointed out that the market for employees with technical qualifications is quite competitive and that, nevertheless, Datamatics has one of the highest retention rates in the Indian IT industry.

Also, I have recently become aware of a fourth company which has the full set of resources necessary to do Wang COBOL Y2K work. This company works out of Cincinnati Ohio and depends on off shore resources in Guatemala. If our plan to work with Datamatics falls through, and this company, NeoMedia, has reasonable pricing, I will try to determine the status of this off shore facility.



MAINE STATE LEGISLATURE
OFFICE OF THE EXECUTIVE DIRECTOR
LEGISLATIVE COUNCIL

September 25, 1998

TO: Datamatics (America), Inc.
ATTN: Dom Gualtieri

FROM: Sally Tubbesing *Sally*
Executive Director of the Legislative Council

SUBJECT: Request for Wage Rates Information

The Maine Legislative Council, which must finally approve all contracts issued by the Maine State Legislature, has asked that we obtain further information related to the off shore facilities that you would use to support the proposed Y2K project for the Legislature. In order to respond to their questions, I am requesting that you provide the following information in writing:

1. Wage rates paid to employees in the off shore facilities you use in India, including:
 - a. Range of rates paid to technical employees used to support Y2K work.
 - b. Average wage rate paid to these employees.
2. Information regarding the facilities provided to the employees in your off shore facilities.

Please provide this information no later than Monday, October 5, so that we can include it in the materials we will prepare for the Council's October meeting.

I appreciate your cooperation and encourage you to call Paul Mayotte, Director of Legislative Information Services, at 207-287-1625, if you have any questions.

cc: Paul Mayotte, Director
Office of Legislative Information Services



CST2000

94 Auburn St., Suite #8., Portland, ME-04103.

Phone: (207) 878-2218, Fax: (207) 797-5151

ashok@cst2000.com; <http://www.cst2000.com>

Sally Tubbesing
Executive Director of the Legislative Council
Maine State Legislature
115 State House Station
Augusta, ME 04333-0115

October 1, 1998

Dear Ms. Tubbesing:

In response to your questions regarding our partner InfoTech Enterprises, please find the following information. I visited this office personally few times and it is a very professional company. It is one of the fastest growing software companies in India. As you know, India is the largest democratic country in the world.

I received the following information:

1. Wage rates paid to employees in the off shore facilities:

a.) Range of rates paid to technical employees used to support Y2K effort. The burdened cost of Software Engineers involved in Y2K effort are as follows:

Up to 2 years Experience Rs. 30,000 per month or US \$ 750 per month.

Up to 5 years Experience Rs. 42,000 per month or US \$ 1000 per month.

Up to 10 years Experience Rs. 75,000 per month or US \$ 1750 per month.

Above 10 years Experience Rs. 100,000 per month or US \$ 2500 per month.

b.) Average wage rate paid to these employees:

Approximately Rs 35,000 per month or US \$ 875 per month.

2. Information regarding the facilities provided to the employees in the off shore facilities.

The Labor Laws of the country govern the facilities provided to employees. The Indian Labor laws are in line with the International Labor Organization (ILO) conventions. All employees are covered for Health Insurance for self and family. The company makes contribution of 10% wages per month to a pension fund. All employees are insured for accidents under a group Insurance plan. They have good week-end recreation facilities and employees participate in Employee Stock Option Plan (ESOP).

In terms of physical facilities, the environment is as good, and in some cases, better than the facilities we see in the Western world. Several Multinationals like Microsoft, Oracle, Sun Microsystems, etc., operate in India and we had instances of recruiting software engineers in these companies. All our software engineers have an individual computer system, have an email address and have Net surfing facilities.

If you need any further information, please let me know.

Sincerely,

Ashok Nalamalapu
President

3-1-99

**Datamatics America, Inc.**

19046 Bruce B. Downs Blvd., Suite 304 ■ Tampa, FL 33647

Voice: (813) 301-8891 ■ Fax: (813) 301-9363

September 30, 1998

**Ms. Sarah C. Tubbesing
Executive Director
Of the Legislative Council
Maine State Legislature
115 State House Station
Augusta, Maine 04333-0115**

Dear Ms. Tubbesing:

In response to your Request for Wage Rates Information, I am writing. Datamatics America, Inc. is incorporated in the State of New York and Datamatics Limited is our sister company with offices throughout India.

For assignments in the United States, the employees of Datamatics Limited are hired as employees of Datamatics America, Inc. and are paid United States prevailing wages based on their Information Technology skills and experience. Many of these Datamatics America, Inc. employees have their roots in India and each obtains their legal right to work within the United States through the Immigration and Naturalization Services visa process. The average annual wage for each Datamatics America, Inc. employee is \$48,960. In addition to this wage, each receives benefits including visa processing and relocation reimbursement.

For assignments offshore in India at our Information Technology Centers of Excellence, our Information Technology software professionals who are graduates of four year accredited colleges receive wages at the prevailing rate in India. The average wage for these highly skilled, middle class professionals is 200,120 Rupees. In United States dollars, this only equates to about \$6,254 annually. However, because of the very low cost of living in India (compared to the US), this puts each in a very prominent position within India.

When determining Datamatic Limited's costs for offshore services, our clients should factor in the cost of the infrastructure, equipment, and telephony costs. For example, although most costs are lower within India, telephone calls between India and the United States are ten times higher. Therefore, we rely on sophisticated satellite links and the Internet for communicating with our clients within the United States.

The working environment is highly professional and state-of-the art as depicted in the brochures which we have provided Bill Eberle, Paul Mayotte, and Nik Rende.

Our best kept secret is the numerous lists of companies within the United states and around the world who have used our services offshore in India. We actually have

Dedicated Offshore Facilities for companies like EDS, General Motors, American Express Bank, NCR, Lexis Nexis, Software AG, British Airways, Hitachi, and Itochu.

Shortly, we will be establishing a Wang Center of Excellence for supporting and maintaining selected Wang VS products.

I have been in the Information Technology field for over 30 years and been to our facilities in India. I have held positions as a Mathematics Professor and am the author of five mathematics textbooks and many business articles. One of the amazing things that I witnessed was the following:


Upon my first day of arrival, I observed two uniformed waiters serving Indian teas, coffees, and pastries. Thinking that it was either an Indian holiday or someone's birthday, I quickly learned that this was done twice a day. The waiters, served the senior managers in their cabins (offices) and the secretaries and software engineers at their desks (cubicles). Furthermore, the waiters knew the preferences for each for both their morning and afternoon tea breaks.

This benefit alone will indicate the 'family attitude' that prevails within Datamatics Limited in India. The retention of employees and their accompanying loyalty is extremely high.

Ms. Tubbesing, I thank you for your inquiry and hope I have answered all your queries to your satisfaction. We have many excellent references which I have provided Bill Eberle, who will attest to our outstanding staff and high quality of work. In fact two of our divisions also boast of attaining the ISO 9000 standard.

Please do not hesitate to call if I can be of further assistance.

Sincerely yours,


Dom Gualtieri



MAINE STATE LEGISLATURE
OFFICE OF FISCAL AND PROGRAM REVIEW
5 STATE HOUSE STATION
AUGUSTA, MAINE 04333-0005
Telephone: (207) 287-1635
FAX: (207) 287-6469

October 9, 1998

TO: Paul Mayotte

FROM: Jim Clair 

RE: **PER CAPITA WAGE RATES**

We have been attempting to compare anticipated wage rates to be paid by those companies bidding on the Legislature's Y2K project, and who have employees based in India, to a U.S. standard. The first attempt for us was to compare and contrast U.S. per capita income for the most recent year to India's per capita income for the same year. Although we have been able to find, with the Law and Legislative Reference Library's help, one reference in World Trade magazine that cited 1996 Indian per capita income at \$934, we could not verify that data with any other comparable reference.

Our next step, then, was to examine comparable "gross domestic product per capita" data. We were able to find, in the U.S. Census Bureau's 1997 Statistical Abstract of the U.S., the following comparison:

	<u>U.S.</u>	<u>India</u>
1995 G.D.P. per capita (in U.S. dollars)	\$27,550	\$ 348
1995 per capita income	\$23,233	\$?

The Bureau's definition of G.D.P. per capita would include: Per capita income plus earnings per capita retained by government and business for reinvestment.

Our understanding is that the less-experienced Indian employees for the various firms interested in the project would be paid in a U.S. dollar equivalent of approximately \$9,000/yr. with more experienced employees earning \$30,000/yr. or more *while living in India*.

Although a bit of an "apples and oranges", the information you have received indicates that wages to be paid to these employees seem significantly higher than a comparable "average" wage for that country.

Please call or stop by if we can be of further assistance or if you have any questions.



Granger NORTHERN, INC.

Restoring the Past. Building the Future.

October 8, 1998

Honorable Elizabeth H. Mitchell, Chair
State of Maine, Legislative Council
Augusta, ME 04333-0115

Reference: Maine State House Summer 1998 Renovations
Guaranteed Maximum Price (GMP) Proposal

Dear Speaker Mitchell:

Granger Northern, Inc. is pleased to finally be in a position to present our formal Guaranteed Maximum Price (GMP) Proposal for the Maine State House Summer 1998 Renovations project. In preparing this GMP Proposal, we have minimized, to the fullest extent possible, the use of "Allowances". Their use has been limited to those scopes of work which are not at this point fully defined and/or described by the Contract Documents.

Our GMP Proposal is based on the following documents, which in their entirety, along with this proposal, form the Contract Documents:

1. Drawings as listed in Exhibit A attached hereto.
2. Specifications as listed in Exhibit B attached hereto.
3. Subcontracts and Purchase Orders, which we have issued to date, as listed in Exhibit C attached hereto.

The Scope of Work for this GMP Proposal is that which is defined by the Contract Documents, along with the following inclusions and exclusions:

A. Inclusions:

- Replace three sets of window sashes at the House Speaker's office.
- Provide Senate Dais Desk scope of work (carried as an allowance).
- Provide North Entry Door scope of work (carried as an allowance).
- Provide Fourth Floor Wheelchair Lift scope of work (carried as an allowance).
- Provide "facelift" work at the two main stairwells consisting of limited scraping and patching work with a complete paint job at the walls and ceiling only.

Honorable Elizabeth H. Mitchell
State of Maine, Legislative Council
October 8, 1998
Page 2

B. Exclusions:

- Providing any window treatment.
- Providing any signage work.
- Providing any Capitol Park Paths & Walkways work.
- Providing any House Members' chairs.
- Providing ventilation for Copy Room 401.
- Providing the full main stairwell restoration work (i.e. new lights, fire protection system, etc.)
- Providing furniture for Proofreader's Office.

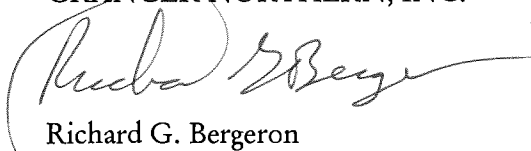
Our GMP Proposal amount has been determined as follows:

Subcontractor & Vendor Committed Value (Exhibit C)	\$2,242,075.00
Subcontractor & Vendor Balance to Complete (Exhibit C)	\$297,000.00
Balance of Work (Exhibit D)	\$391,400.00
Subtotal	\$2,930,475.00
OH & P @ 6%	\$175,829.00
Subtotal	\$3,106,304.00
Preconstruction Services (Allowance)	\$80,000.00
TOTAL	\$3,186,304.00

Note: This proposal does not include any design or construction contingencies.

Should you have any questions regarding this proposal, please contact us at your convenience.

Sincerely,
GRANGER NORTHERN, INC.



Richard G. Bergeron
Chief Estimator

RGB:eac

Enclosures

cc: Sally Tubbesing, Executive Director
Stan Fairservice
Ed O'Brien
Bruce Hilfrank

EXHIBIT A
Maine State House Summer 1998 Renovations
List of Drawings

DRAWING NO.	DRAWING TITLE	PREPARED BY	DATED	LATEST REVISION	LATEST REV. DATE
A1	House of Representatives Interior Elevations	Weinrich + Burt Architects	7-7-98	N/A	N/A
A2	House of Representatives Interior Elevations & Reflected Ceiling Plan	Weinrich + Burt Architects	7-7-98	N/A	N/A
A3	House of Representatives Main Floor Plan & Balcony Floor Plan	Weinrich + Burt Architects	7-7-98	N/A	N/A
A4	Elevator Lobby Elevations	Weinrich + Burt Architects	7-23-98	N/A	N/A
A5	Elevator Lobby Plan, Sections & Detail	Weinrich + Burt Architects	7-24-98	N/A	N/A
A6	Existing Elevator Shafts Utility Relocation Plans	Weinrich + Burt Architects	7-24-98	N/A	N/A
A7	Mechanical Penthouse Plans & Wall Sections	Weinrich + Burt Architects	8-18-98	N/A	N/A
A8	Mechanical Penthouse Elevations & Details	Weinrich + Burt Architects	8-18-98	N/A	N/A
S1	Elevator Shafts Plans & Sections	Caswell Engineering	6-12-98	1	6-29-98
S2	Elevator Elevations & Details	Caswell Engineering	6-12-98	N/A	N/A
S3	Elevator Foundations Plans & Details	Caswell Engineering	6-12-98	N/A	N/A
S4	South Elevator Shoring Plan	Caswell Engineering	6-12-98	N/A	N/A
S5	North Mechanical Penthouse Existing Roof Reinforcing Plan	Caswell Engineering	6-29-98	N/A	N/A
S6	North Mechanical Penthouse Plan & Details	Caswell Engineering	6-29-98	N/A	N/A
S7	North Mechanical Penthouse Bracing Details	Caswell Engineering	6-29-98	N/A	N/A
S8	House Chamber Catwalk Plan & Details	Caswell Engineering	6-29-98	N/A	N/A
S8a	House Chamber Catwalk Rail Plan & Details	Caswell Engineering	8-20-98	N/A	N/A
S9	House Chamber Catwalk Sections	Caswell Engineering	6-29-98	N/A	N/A
S11	Portico Ceiling Plan & Sections	Caswell Engineering	6-29-98	N/A	N/A
S12	Miscellaneous Details	Caswell Engineering	6-26-98	N/A	N/A
S13	House Chamber Dais Framing Plans & Details	Caswell Engineering	8-20-98	N/A	N/A
S14	North & South Elevators Mechanical Opening Details	Caswell Engineering	7-24-98	N/A	N/A
M1	Relocation of Mechanical Services in Elevator Shafts	Edward L. Blaisdell, P.E.	8-17-98	N/A	N/A
M2	Relocation of Mechanical Services in Elevator Shafts	Edward L. Blaisdell, P.E.	8-17-98	N/A	N/A
M3	Relocation of Mechanical Services in Elevator Shafts	Edward L. Blaisdell, P.E.	8-17-98	N/A	N/A
M1	House Chamber Ventilation System	Edward L. Blaisdell, P.E.	8-17-98	N/A	N/A
M2	House Chamber Ventilation System	Edward L. Blaisdell, P.E.	8-17-98	N/A	N/A
M3	House Chamber Ventilation System	Edward L. Blaisdell, P.E.	8-17-98	N/A	N/A

DRAWING NO.	DRAWING TITLE	PREPARED BY	DATED	LATEST REVISION	LATEST REV. DATE
E1	3/32" Scale Plan - First Floor	Bartlett Design	5-11-98	5	8-24-98
E2	3/32" Scale Plan - Second Floor	Bartlett Design	5-11-98	5	8-24-98
E3	3/32" Scale Plan - Third Floor	Bartlett Design	5-11-98	5	8-24-98
E4	3/32" Scale Plan - Fourth Floor	Bartlett Design	5-11-98	5	8-24-98
E5a	1/4" Scale Plan - House Chamber - 1	Bartlett Design	5-11-98	4	8-10-98
E5b	1/4" Scale Plan - House Chamber - 2	Bartlett Design	7-27-98	4	8-10-98
E6	1/4" Scale Plans - House Gallery, Appropriations Hearing Rm, Hearing Rm 113	Bartlett Design	5-11-98	4	8-10-98
E7	1/4" Scale Plan - Senate Chamber	Bartlett Design	5-11-98	4	8-10-98
E8	1/4" Scale Plan - Legislative Council and Telecommunications Rooms	Bartlett Design	5-11-98	4	8-10-98
E9	Sound System Riser Diagram - House Chamber & Call to Chambers System	Bartlett Design	5-11-98	4	8-10-98
E10	Sound System Riser Diagrams - Senate Chamber & Appropriations Hearing Rm	Bartlett Design	5-11-98	4	8-10-98
E11	Sound System Riser Diagram - Council Chamber, Hearing Rm 113	Bartlett Design	5-11-98	4	8-10-98
E12	Roll Call System Functional Diagrams House of Representatives / Senate	Bartlett Design	6-17-98	3	8-10-98
E13	1/4" Plan - Proofreader's Area	Bartlett Design	5-18-98	4	8-10-98
E14	1/4" Plan - Stairwells	Bartlett Design	5-18-98	4	8-10-98
E15	Network Diagrams & Details	Bartlett Design	6-17-98	3	8-10-98
E16	Network Riser Diagram	Bartlett Design	6-17-98	3	8-24-98
E17	Lighting and Power - House Chamber Skylight & Penthouse	Bartlett Design	6-17-98	3	8-10-98

EXHIBIT B
Maine State House Summer 1998 Renovations
List of Specifications

SPEC SECTION	SPECIFICATION SECTION TITLE	NO. OF PAGES	DATED
N/A	Project Wage Rate	1 Page	
01000	Special Requirements	28 Pages	
02052	Selective Removals & Demo	7 Pages	7/6/98
02150	Underpinning and Rock Ex.	7 Pages	
03300	Cast-In-Place Concrete	13 Pages	
04210	Unit Masonry - Elevator Shafts	12 Pages	
05120	Structural Steel	5 Pages	
05400	Lightgauge Metal Framing	5 Pages	8-18-98
05720	Bronze Railings	4 Pages	7-6-98
06100	Rough Carpentry	7 Pages	8-18-98
07200	Building Insulation	4 Pages	8-21-98
07410	Preformed Metal Siding	6 Pages	8-18-98
07530	Flexible Sheet Roofing/Flashing/Insulation Systems	17 Pages	8-21-98
07610	Copper Flashing	8 Pages	8-18-98
07910	Joint Sealers; Granite Deck	5 Pages	7-6-98
08100	Steel Doors and Frames	5 Pages	8-3-98
08610	Custom Wood Windows (Includes 3 sketches)	11 Pages	
08625	Refurbishing of Existing Window Frame	4 Pages	6-22-98
08710	Finish Hardware	12 Pages	8-3-98
09210	Plastering and Related Work (Includes 1 sketch)	13 Pages	7-6-98
09250	Gypsum Drywall	7 Pages	8-10-98
09705	Coating of Roof Penthouse Floor	5 Pages	8-18-98
09900	Painting	11 Pages	7-6-98
14240	Hydraulic Elevators (Includes 3 sketches)	13 Pages	

SPEC SECTION	SPECIFICATION SECTION TITLE	NO. OF PAGES	DATED
15400	Plumbing	7 Pages	
15601	General Requirements	11 Pages	
15607	Motor Drives & Accessories	3 Pages	
15609	System Identification	3 Pages	
15639	Pipe, Valves & Specialties	13 Pages	
15646	Terminal Heating Units	2 Pages	
15656	Fans & Accessories	4 Pages	
15660	HVAC Sheetmetal & Accessories	8 Pages	
15687	Thermal Insulation	9 Pages	
15690	Automatic Controls	7 Pages	
15694	Adjusting, Testing & Balancing	5 Pages	
16010	General Electrical Requirements	10 Pages	7-27-98
16060	Minor Electrical Demolition for Remodeling	2 Pages	
16111	Conduit	3 Pages	
16112	Surface Raceway	3 Pages	
16123	Building Wire & Cable	4 Pages	
16130	Boxes	3 Pages	
16141	Wiring Devices	3 Pages	
16180	Equipment Wiring Systems	2 Pages	
16190	Supporting Devices	2 Pages	
16195	Elec. Identification	1 Page	
16441	Enclosed Switches	1 Page	
16450	Secondary Grounding	1 Page	
16470	Panelboards	2 Pages	
16485	Contactors	2 Pages	
16510	Interior Luminaires	4 Pages	
16721	Fire Alarm System	3 Pages	
16742	Telephone System	3 Pages	7-27-98
16746	Data Processing System	10 Pages	7-27-98
16747	Roll Call System	6 Pages	8-14-98
16770	Sound Systems	27 Pages	

EXHIBIT C
Maine State House Summer 1998 Renovations
List of Subcontractors & Vendors

COST CODE	SUBCONTRACTOR or VENDOR	SCOPE OF WORK	SUBCONTRACT or P.O. No.	COMMITTED VALUE	BALANCE TO COMPLETE
02100	Seacoast Scaffold	Staging Work	C-371-004-00	\$91,309.00	\$25,000.00
02200	CCB, Inc.	Demolition & Lead Abatement	C-371-005-00	\$133,611.00	\$60,000.00 *
02350	Morrissey Enterprises	Asbestos Abatement	C-371-006-01	\$15,870.00	\$3,000.00
02400	ESHA	Hygienist Services	MP-371-004-01	\$20,000.00	\$20,000.00
04200	T. E. Low	Masonry	C-371-007-00	\$23,305.00	\$5,000.00
05100	Accidental Anomalies	Purchase Structural Steel & Misc. Metals	P-371-003-00	\$47,700.00	\$0.00
05700	Accidental Anomalies	Erect Steel & Provide Air Boot	C-371-011-01	\$58,900.00	\$5,000.00
06200	Wright Ryan	House Members' Desks	C-371-017-00	\$183,720.00	\$15,000.00
06300	Woodward Thomsen	House Chamber Dais Work, Window Frame Work, & Window Installation	C-371-014-01	\$145,365.00	\$23,000.00
07400	Hahnel Brothers	Siding & Roofing	C-371-018-00	\$25,795.00	\$5,000.00
08100	HCI/Craftsmen	Purchase Doors/Frames/Hardware	P-371-005-00	\$9,310.00	\$0.00
08610	Woodward Thomsen	Purchase House Chamber Window Sashes	P-371-001-00	\$74,460.00	\$0.00
09200	CMD, Inc.	Drywall, Plaster, Framing & Insulation	C-371-013-01	\$38,097.00	\$42,000.00 *
09300	Paul G. White Tile Co.	Flooring	C-371-016-00	\$22,024.00	\$10,000.00
09900	Logan & Son	Painting	C-371-012-00	\$39,796.00	\$10,000.00
14210	Otis Elevator	North & South Elevators	C-371-002-00	\$133,333.00	\$0.00
14300	Weber Accessibility	4 th Floor Wheelchair Lift	C-371-008-00	\$12,409.00	\$0.00
15110	The Trane Co.	Purchase AHU-1 and RF-1	P-371-002-00	\$33,987.00	\$0.00
15200	Kelly Mechanical	Plumbing Heating Ventilating	C-371-009-01	\$152,050.00	\$12,000.00
15500	Sprinkler Systems	Fire Protection	C-371-010-00	\$21,500.00	\$2,000.00
16100	E. S. Boulos	Sound System	C-371-001-00	\$399,734.00	\$10,000.00 *
16200	Eastern Electric	General Electrical Package	C-371-003-00	\$291,790.00	\$40,000.00 *
16300	E. S. Boulos	Data Network Systems	C-371-015-00	\$133,850.00	\$5,000.00 *
16400	International Roll-Call	Roll-Call System	C-371-019-00	\$134,160.00	\$5,000.00 *
TOTAL				\$2,242,075.00	\$297,000.00

* Allowances

Note: The "Balance to Complete" column includes the value of additional work to be performed on a lump sum, T & M, and/or Unit Price basis and that associated with revised and current drawings.

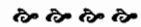
EXHIBIT D
Maine State House Summer 1998 Renovations
Balance of Work
(Not included in current subcontracts and purchase orders)

General Conditions*		\$150,000.00
Selective Demolition (by GNI)		\$8,000.00
Existing Ductwork Cleaning		\$5,300.00
Miscellaneous Concrete Work		\$1,500.00
Rough Carpentry		\$6,000.00
Build Mock-ups (by GNI)		\$5,000.00
House Chamber Window Stoops		\$5,000.00
Waterproofing		\$4,000.00
Insulation		\$2,000.00
Firestopping		\$10,000.00
Joint Sealants		\$4,000.00
Install Doors & Hardware		\$3,000.00
Acoustical Ceilings		\$3,000.00
Telephone System	Allowance	\$5,000.00
North Entry Door Area Work	Allowance	\$65,000.00
Fourth Floor Wheelchair Lift (less Lift)	Allowance	\$22,600.00
Senate Sound System Related Work	Allowance	\$12,000.00
Senate Dais Area Work	Allowance	\$80,000.00
TOTAL		<u>\$391,400.00</u>

- * General Conditions include costs for bonds, insurance, supervision, engineer, travel & transportation, copying, scheduling, testing, temporary utilities, safety, rubbish removals, cleaning building, and hoisting. We have excluded costs for office space, storage space, electrical usage, water usage, and telephone usage, which are being provided by the State at no charge to GNI. We have carried cost for general conditions extending to December 31, 1998.



DRAFT



119th LEGISLATURE

PRE-LEGISLATIVE CONFERENCE

November 30 - December 3, 1998

Sponsored by the Legislative Council

Monday, December 2



Orientation for New Legislators

10:00 a.m. - 11:00 a.m.

Registration

Third Floor Rotunda

Tours of the State House

11:00 a.m. - 12:00 noon

The Legislative Branch:

Powers and Functions

Representative Richard H. Thompson

Donald N. Zillman, Dean

University of Maine School of Law

Hall of the House

12 noon

Box Lunch

*Hall of Flags
Second Floor*

1:30 p.m. - 2:30 p.m.

**Offices of the Secretary and Clerk:
Responsibilities and Services
to Members**

Hall of the House

2:45 p.m. - 3:45 p.m.

Mock Sessions

*Senate Chamber &
Hall of the House*

6:00 p.m.

Buffet Dinner

Hosted by Members of Leadership
of the 117th and 118th Legislatures

*Senator Inn
State Room*

Monday, November 30



Orientation for New Legislators

9:30 - 10:30 a.m.

Registration

10:30 - 11:45 a.m.

The Legislative Branch:

Powers and Functions

Colleen Khowry, Dean

University of Maine Law School

Panel of Legislators (?)

12 noon

Box Lunch

1:30 p.m. - 2:30 p.m.

**Offices of the Secretary and Clerk:
Responsibilities and Services
to Members**

2:45 - 3:45 p.m.

Mock Sessions

6:00 p.m.

Buffet Dinner, Senator Inn

Tuesday, December 3



Orientation for All Legislators

8:00 - 9:30 a.m.

Registration

Third Floor Rotunda

9:30 a.m.

Welcoming Remarks

Honorable Jeffrey H. Butland
President of the Senate
Honorable Dan A. Gwadosky
Speaker of the House

Hall of the House

9:45 a.m. - 12 noon

Democratic Caucus
Republican Caucus

Hall of the House
Senate Chamber

11:45 a.m. - 1:00 p.m.

Box Lunches Available

Hall of Flags
Second Floor

1:15 p.m. - 2:45 p.m.

Seminar on Legislative Ethics

(as required by 1 MRSA, Section 1008)
Calvin MacKenzie, Chair
Commission on Government Ethics
Andrew Ketterer, Attorney General
Honorable Francis C. Marsano
Superior Court Justice

Hall of the House

1:30 p.m.

Tours of the Blaine House
& the Maine State Museum
for Legislators' Families

Assemble in Third
Floor Rotunda

3:00 p.m. - 4:00 p.m.

Maine State Budget: An Overview

John Wakefield, Director
Jim Clair, Deputy Director
Office of Fiscal and Program Review

Room 228, State House

5:30 p.m.

Reception/Cash Bar & Banquet

Hosted by the 117th Legislative Council

Augusta Civic Center

Tuesday, December 1



8:00 - 9:30 a.m.

Registration

9:30

Welcoming Remarks

Honorable Elizabeth H. Mitchell, Chair
Honorable Mark W. Lawrence, Vice-Chair

9:45 a.m. - 12 noon

Democratic Caucus
Republican Caucus

11:45 a.m. - 1:00 p.m.

Box Lunches Available

1:15 p.m. - 2:45 p.m.

Seminar on Legislative Ethics

(as required by 1 MRSA, Section 1008)
Bill Hain, ~~Chair~~
Commission on Government Ethics
Andrew Ketterer, Attorney General
Honorable Francis C. Marsano
Superior Court Justice

1:30 p.m.

Tours of the Blaine House
& the Maine State Museum
for Legislators' Families

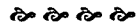
3:00 - 4:00 p.m. (leave blank)

5:30 p.m.

Reception/Cash Bar & Banquet

Hosted by the 117th Legislative Council

Wednesday, December 4



118th Legislature Convenes

10:00 a.m.

Swearing in of Members
by Governor Angus S. King, Jr.

*Senate Chambers
Hall of the House*

Organization of the Senate and House
Election of Presiding Officers
Election of Secretary of the Senate and
Assistant Secretary of the Senate
Election of Clerk of the House and
Assistant Clerk of the House

The Legislature Will Proceed With Orders of the day

2:00 p.m.

Joint Convention
Election of Constitutional Officers

Hall of the House

4:00 p.m.

Senate and House Reconvene

*Senate Chamber &
Hall of the House*

4:30 p.m.

Reception
Hosted by Governor Angus S. King, Jr.
and First Lady Mary J. Herman

Blaine House

Wednesday, December 2



119th Legislature Convenes

~~(No changes proposed)~~

Thursday, December 5



Orientation for All Members

8:30 a.m. - 12:30 p.m.

**Support from Non-Partisan Staff Offices:
Overview**

*Room 228,
State House*

- ♦ Staff Support in the Legislative Process
- ♦ Research and Information Services

Thursday, December 3



All Members

9:00 a.m. - 12:30 p.m.

Workshops

- ♦ **Filing Bill Requests**
Staff will be available to
assist you in filing
- ♦ **Library Resources**
- ♦ **Legislative Computer System**
“Hands-on” introduction to
the Legislature’s WEB Site and the
Bill Status system

Workshops will be concurrent, and each will be repeated
3 times. Members will be given the opportunity to attend
all 3.

PRE-LEGISLATIVE CONFERENCE

Each legislative session finds many members who are new to their duties, to legislative procedures and services, and to each other. The Pre-Legislative Conference is designed to acquaint new legislators with the essentials of the process and with the staff services and other resources available to assist members in carrying out their responsibilities.

The 1998 Pre-Legislative Conference is sponsored by the Legislative Council and organized and staffed by legislative agency personnel. The cost of the conference is paid by legislative appropriations.

LEGISLATIVE COUNCIL 118th LEGISLATURE

Representative Elizabeth H. Mitchell, Chair
Senate Mark W. Lawrence, Vice-Chair

SENATORS


Chellie Pingree
Jane A. Amero
Anne M. Rand
R. Leo Kieffer

REPRESENTATIVES

Carol A. Kontos
James O. Donnelly
Michael V. Saxl
Richard H. Campbell

ADVISORS

Joy J. O'Brien, Secretary of the Senate
Judith M. DelFranco, Assistant Secretary of the Senate
Joseph W. Mayo, Clerk of the House
Millicent MacFarland, Assistant Clerk of the House
Sally Tubbesing, Executive Director, Legislative Council
David Boulter, Director, Office of Policy & Legal Analysis
Margaret E. Matheson, Revisor of Statutes
Lynn E. Randall, State Law Librarian
James Clair, Director, Office of Fiscal & Program Review
Paul E. Mayotte, Director, Legislative Information Services



**118th Maine Legislature
New Member Orientation
Regional Meetings
5:30 - 9:00 PM**

Registration/Meet Your Colleagues (5:30 PM)

Welcome (6:00 PM)

- ☐ Legislators' Compensation and Benefits
- ☐ Roles & Responsibilities
- ☐ Offices of the Secretary of the Senate and Clerk of the House
- ☐ Leadership Office Services

Break (7:30 PM)

- ☐ Cloture: How to File Legislation
- ☐ Non-Partisan Staff Offices: Roles and Services
- ☐ Committee Jurisdiction
- ☐ Schedule for Orientation Week

Questions/Discussions (8:50 PM)

Orientation Schedule

Wednesday, November 13	Augusta
Monday, November 18	Bangor
Thursday, November 21	Portland



**119th Maine Legislature
New Member Orientation
Introduction Session
9:30 a.m. - 4:00 p.m.**

Registration/Meet Your Colleagues

Welcome

- ☐ Tour of State House (9:30-10:00)
- ☐ Legislature's Role in Maine State Government (10:15-10:35)
- ☐ Introduction to Legislative Offices and Services (10:45-11:15)
 - Secretary and Clerk
 - Leadership Offices
 - Legislative Council Staff Offices
- ☐ Legislators' Compensation and Benefits (11:30-12:15)

Box Lunch

- ☐ Legislative Committees: Structure and Jurisdiction
- ☐ State Budget: Overview
(Sources and uses; terminology; legislative calendar for consideration of the budget)



State of Maine
House of Representatives
Augusta 04333-0002

Joseph W. Mayo
Clerk of the House

287-1400

October 13, 1998

The Honorable Elizabeth H. Mitchell
Chair, Legislative Council
2 State House Station
Augusta, Maine 04333-0002

Dear Madam Chair:

The following proposed schedule is hereby submitted for the consideration of the Legislative Council. We are recommending no increase in the schedule of fees for Document Service for the First Regular Session of the 119th Legislature.

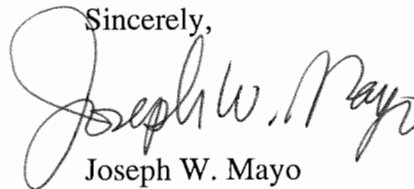
	118th Rates	Proposed Rates 119 th 1 st Reg.
1. Bills & Resolves (L.D.s) FIRST CLASS-Mailed Daily	\$500.00	\$500.00
2. Bills & Resolves (L.D.s) FIRST CLASS-Mailed-Twice Weekly	400.00	400.00
3. Bills & Resolves (L.D.s) THIRD CLASS-Mailed Twice Weekly	330.00	330.00
4. Bills & Resolves (L.D.s) PICKED UP AT DOCUMENT ROOM	200.00	200.00
5. Amendments (Combined with any Legislative Document Service)-Mailed Weekly	120.00	120.00
6. Amendments PICKED UP AT DOCUMENT ROOM	80.00	80.00
7. Legislative Record FIRST CLASS-Mailed Weekly	125.00	125.00
8. Legislative Record PICKED UP AT DOCUMENT ROOM	90.00	90.00
9. Public & Private & Special Laws, Resolves, & Constitutional Resolutions FIRST CLASS-Mailed Weekly	275.00	275.00
10. Public & Private & Special Laws, Resolves & Constitutional Resolutions PICKED UP AT DOCUMENT ROOM	150.00	150.00
11. Weekly Computer Printout-Status of Bills FIRST CLASS MAIL	225.00	225.00
12. Weekly Computer Printout-Status of Bills THIRD CLASS MAIL	115.00	115.00
13. Weekly Computer Printout-Status of Bills PICKED UP AT DOCUMENT ROOM	60.00	60.00

Printed on Recycled Paper

14. Advance Notice of Public Hearings on Bills FIRST CLASS-Mailed Weekly	25.00	25.00
15. Weekly Listings of Bills Printed & Enacted FIRST CLASS MAIL	25.00	25.00
16. Joint Resolution FIRST CLASS MAIL	80.00	80.00
17. House & Senate Daily Calendars FIRST CLASS-Mailed Weekly	60.00	60.00
18. House & Senate Daily Calendars with Supplemental Calendars FIRST CLASS-Mailed Weekly	125.00	125.00
19. Legislative Council-Notice of Preliminary Agenda and Minutes, After Deadline List Pre and Post Versions	175.00	175.00
20. Weekly Legislative Calendar FIRST CLASS MAIL	25.00	25.00
21. Roll Call Votes (House & Senate) FIRST CLASS MAIL-Mailed Weekly	75.00	75.00
22. Roll Call Votes (House & Senate) PICKED UP AT DOCUMENT ROOM	25.00	25.00

I will be happy to respond to any questions the Council may have on this proposed schedule which has been discussed with appropriate legislative support agencies.

Sincerely,



Joseph W. Mayo
Clerk of the House

PAUL E. MAYOTTE
DIRECTOR
LEGISLATIVE INFORMATION SERVICES

TEEN ELLEN GRIFFIN
LEGISLATIVE INFORMATION OFFICE
MANAGER



MAINE STATE LEGISLATURE
OFFICE OF LEGISLATIVE INFORMATION SERVICES

September 10, 1998

To: Senate President Mark W. Lawrence
Migration Oversight Team

From: Paul E. Mayotte, Director, Legislative Information Services *Paul*

Subject: Year 2000 Application Software Review and Correction, Vendor Recommendation

Background:

- The completion of the Wang Migration Project has been extended 12 months to October 2000.
- The extended migration schedule requires the existing Wang application software be reviewed and corrected for year 2000 code errors in support of the 2nd Session of the 119th Legislature.
- Information Systems Office staff has identified and performed a review of three firms capable of finding and correcting the year 2000 errors in time to support the 2nd 119th Legislative Session.

Year 2000 Vendor Scope of Work:

1. Code analysis and error identification (156 programs, 120,000 lines of code)
2. Error correction (rewrite the code)
3. Unit testing (test each correction individually)
4. System testing consulting (test to ensure applications function properly)
5. Warranty (12 months)

Vendors Reviewed:

CST2000
94 Auburn Street, Suite #8
Portland, ME 04103

Datamatics America, Inc.
19046 Bruce B. Downs Blvd.
Tampa, FL 33647

Huntington Pacific Computer Services, Inc. (HPCS)
1242 State Avenue, Suite # 1-201
Marysville, WA 98270

Reference / Background Checks:

Extensive reference and customer checks have been performed on each vendor.

- CST2000 currently has a major contract in place with the Maine Department of Human Services, has no specific Wang Y2K or Wang COBOL experience.
- Datamatics is approved by Wang for year 2000 work on Wang systems.
- HPCS, while a small company, received very positive endorsements which includes Wang experience.
- Based on the reference / background checks, all 3 firms are capable of performing the scope of work.
- Datamatics rated the highest, followed by HPCS, and CST2000.

Vendor Approach:

- CST2000 sends code offshore to India for review and correction.
- CST2000 unit testing, support for system test and most of the warranty work is performed by personnel located in the United States.
- Datamatics does all its work offshore except for system test support.
- HPCS uses personnel located at its US facility.
- CST2000 and HPCS need to make separate arrangements for access to the appropriate Wang hardware to support their efforts.

Schedule:

- No changes are to be made to the Legislature's production systems until the completion of the 1st 119th, June 1999.
- Copies of application code will be provided to the vendor shortly after contract signing, October 1998.
- Complete scope of work through unit test, November 1998 – February 1999.
- Install code, system testing and acceptance, June 1999 – September 1999

Cost Quotations:

	<u>CST2000</u>	<u>Datamatics</u>	<u>HPCS</u>
Analysis, correction, unit test	\$ 147,320	\$ 33,000	\$ 167,200
Wang hardware	\$ 14,500	\$ -	\$ 14,500
System testing	\$ 28,380	\$ 23,640	\$ 86,400
Warranty	\$ 25,000	\$ 20,000	included
	<u>\$ 215,200</u>	<u>\$ 76,640</u>	<u>\$ 268,100</u>

Recommendation:

Based on the vendor reference check, and low cost quotation, ~~it is recommended that the Legislature~~ ^{ive} Council authorize the Executive Director to enter into a contract with Datamatics America, Inc. for services to bring Wang application code into year 2000 compliance at a cost of \$76,640. Final contract terms and conditions to be determined through negotiations.

November 1998

S	M	T	W	T	F	S
1	2	3	4	5	6	7
8	9	10	11	12	13	14
15	16	17	18	19	20	21
22	23	24	25	26	27	28
29	30					

November 3

Election Day

* * * * *

Week of November 16 Orientation Session(s) for **New Members**

Duration: 1 day

Location: Augusta/one other site

Proposed Program: (see below)

Est. Cost: \$1,500 (food/mileage)

* * * * *

New Members' Workshop

Afternoon

- Legislature's Role in Maine State Government
- Legislators' Compensation & Benefits

Buffet Supper

Evening

- Introduction to Legislative Offices and Services
- Legislative Committees: Structure and Jurisdiction
- Cloture: How to File Legislation
- Maine State Budget: Part I
 - Sources and Uses
 - Trends

December 1998

S	M	T	W	T	F	S
		1	2	3	4	5
6	7	8	9	10	11	12
13	14	15	16	17	18	19
20	21	22	23	24	25	26
27	28	29	30			

November 30 - December 3 Pre-Legislative Conference

December 3 119th Legislative Council Convenes

Week of December 7 One Day Workshop for New Members

- Formulating Policy:
 - Legislative Committee Process
 - Executive Branch Agencies
 - The Lobby

- Bill Filing "Clinic"

Week of December 7 or 14 Legislative Council Orientation and Planning Session

Lunch/afternoon - off site

December 18 Cloture? (pursuant to 118th Joint Rules)

January 1999

S	M	T	W	T	F	S
					1	2
3	4	5	6	7	8	9
10	11	12	13	14	15	16
17	18	19	20	21	22	23
24	25	26	27	28		

Week of January 4

Committee Chairs' Orientation

- Bring in NCSL to focus on management and leadership of the legislative Committee process

6

Session

7

Committee "Kick Off": All Committees to Meet

- Committee Rules of Procedure
- Committee Jurisdiction: Overview and General Review of Issues
- Government Evaluation Act/Major Substantive Rules

Week of January 11

Bill Priorities Workshop

(Chairs/OPLA & OFPR staff)

Notes:

- Committees to conduct initial orientation sessions with departments/other interest groups during this week.
- Committees will be in a position to begin advertising by 1/15 for hearing week of 1/25

Joint Caucus: Preview of Budget

Week of January 17

MDF Economic Tour?

Week of January 25

Public Hearings Begin

January 27/28

Issues Forum

- Council to select issues
- Council staff/MDF to collaborate on program development/logistics
- e.g. Economic Forecast (OFPR)
- Utilities Restructuring (OPLA)