

MAINE STATE LEGISLATURE

The following document is provided by the
LAW AND LEGISLATIVE DIGITAL LIBRARY
at the Maine State Law and Legislative Reference Library
<http://legislature.maine.gov/lawlib>



Reproduced from electronic originals
(may include minor formatting differences from printed original)

**Report to the Joint Standing Committee on
Environment and Natural Resources
132nd Legislature, First Session**

Status of Licensed Discharges

May 2025

Contact: Gregg Wood, Director,
Division of Water Quality Management
Phone: 287-7693



MAINE DEPARTMENT OF ENVIRONMENTAL PROTECTION
17 State House Station | Augusta, Maine 04330-0017
www.maine.gov/dep

Executive Summary

38 M.R.S. § 464(3)(C), requires that “During the first regular session of each Legislature, the commissioner shall submit to the joint standing committee of the Legislature having jurisdiction over environment and natural resources matters a report on the status of licensed discharges.”

Discharges of pollutants to waters of the state are required to be licensed under state and federal law to ensure protection and improvement of water quality. Discharges may include sanitary and process wastewater from municipal, commercial, industrial and residential sources and stormwater from certain industrial and municipal sources.

This report contains the following summary information for licensed discharges:

- Type (number and types of discharges)
- Licensing (number of current and expired permits)
- Compliance (variety of compliance metrics)
- Enforcement (number and types of enforcement actions)
- Financial (funding needs of publicly owned treatment works (POTWs))

Licensed discharges include sources such as POTWs and commercial and industrial dischargers (Non-POTWs). POTWs are municipal or quasi-municipal wastewater treatment facilities that treat residential, commercial and industrial wastewater. Non-POTWs comprise a variety of municipal, commercial, or industrial dischargers. For the purposes of this report, licensed discharges from these sources are referred to as point source dischargers.

Licensed discharges also include sources such as small commercial and residential overboard discharges (OBDs). OBDs are treated discharges of domestic pollutants to surface waters that are not conveyed and treated in municipal or quasi-municipal treatment facilities. OBDs are summarized separately in this report at Section VI.

Licensed discharges also include certain types of point source stormwater discharges from municipal, governmental, industrial and commercial entities. Point source stormwater discharges are summarized separately in this report at Section VII.

There are 387-point source discharges in the state of Maine: 161 POTWs and 226 non-POTWs. Most discharges are to surface waters. However, 50 facilities discharge via spray irrigation onto dedicated land and 25 facilities discharge to subsurface systems. In addition, there are approximately 406 licensed point source stormwater discharges and 694 OBDs. The number of permitted OBDs declined by 44 OBDs since the end of 2023.

All of these discharges are licensed by the Department to implement the requirements of federal and state law. These discharge licenses contain requirements for the types and amounts of pollutants that can be discharged and operating requirements to ensure that water quality standards will be met.

Compliance rates for point source discharges were 98% substantial compliance. Any incidents of noncompliance are reviewed by the Department and addressed with the most appropriate tool to address the issue and ensure a return to compliance. In 2024, the Department initiated 56 enforcement actions against licensed discharges using a range of enforcement tools in a system of progressive enforcement.

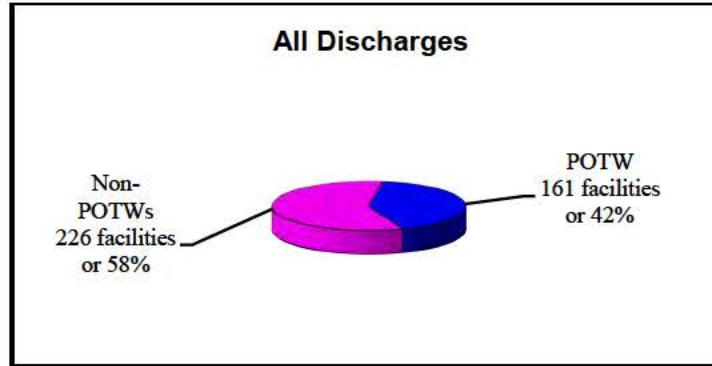
The ongoing funding needs of Maine POTWs are significant. Affordable financing is required to properly maintain and upgrade sewers, pump stations and treatment facilities to ensure water quality is maintained and improved. Total known needs are approximately \$1.7 billion. This includes approximately \$317 million for abatement of combined sewer overflows (CSO).

Table of Contents

<u>Page</u>	<u>Title</u>
1	I Summary of Point Source Discharges by Type
5	II Licensing Status of Point Source Discharges
7	III Compliance Status of Point Source Discharges
9	IV Enforcement Status of Point Source Discharges
10	V Construction and Funding Needs of POTWs
11	VI Status of Overboard Discharges
17	VII Point Source Stormwater Discharge Summary
A1	Appendix A – POTW Waste Discharge Licenses and Summary Data sorted by Location as of December 31, 2024
B1	Appendix B – Non-POTW Waste Discharge Licenses and Summary Data sorted by Location as of December 31, 2024
C1	Appendix C – Atlantic Salmon Aquaculture Facilities Licensed Under General Permit #MEG130000 Sorted by Location as of December 31, 2024
D1	Appendix D – Antifouling Paint Contaminated Vessel Wash Water Facilities Licensed Under General Permit #MEG170000 Sorted by Location as of December 31, 2024
E1	Appendix E – Aquatic Pesticide Discharges Licensed Under General Permit #MEG140000 Sorted by Location as of December 31, 2024
F1	Appendix F – Application of Piscicides for Control of Invasive Fishes Licensed Under General Permit #MEG180000 Sorted by Location as of December 31, 2024
G1	Appendix G – Aquatic Herbicide Discharges Licensed Under General Permit #MEG150000 Sorted by Location as of December 31, 2024
H1	Appendix H – Discharges of Pesticides to Surface Waters Approved Under General Permit #MEG230000 Sorted by Location as of December 31, 2024
I1	Appendix I – Discharges of Waste Snow to Ground Waters Approved Under General Permit #MEG220000 Sorted by Location as of December 31, 2024
J1	Appendix J – Discharges of Waste Snow to Surface Waters Approved Under General Permit #MEG210000 Sorted by Location as of December 31, 2024
K1	Appendix K – Wastewater Facilities Projected Upgrade Needs
L1	Appendix L - Facilities with Active NOIs by Sector for the MSGP Program
M1	Appendix M – Acronyms Used in This Report

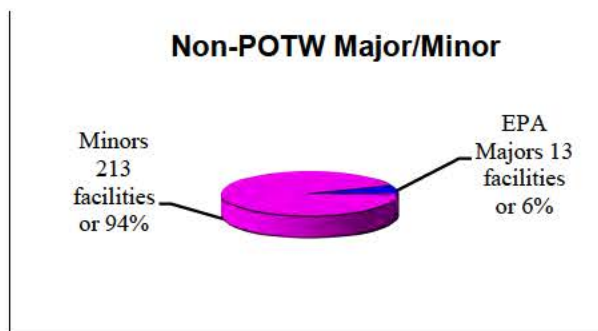
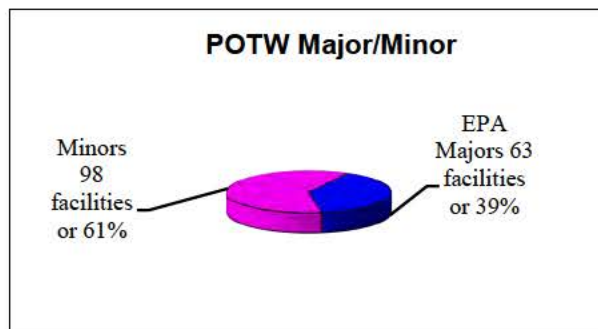
I. Summary of Point Source Discharges by Type

As of December 31, 2024, there were 387 licensed point source discharges in the state of Maine. The following charts provide information on a variety of aspects for these discharges. In addition, Appendices A through L list all the discharges by category and location and provide other select information about the discharges.



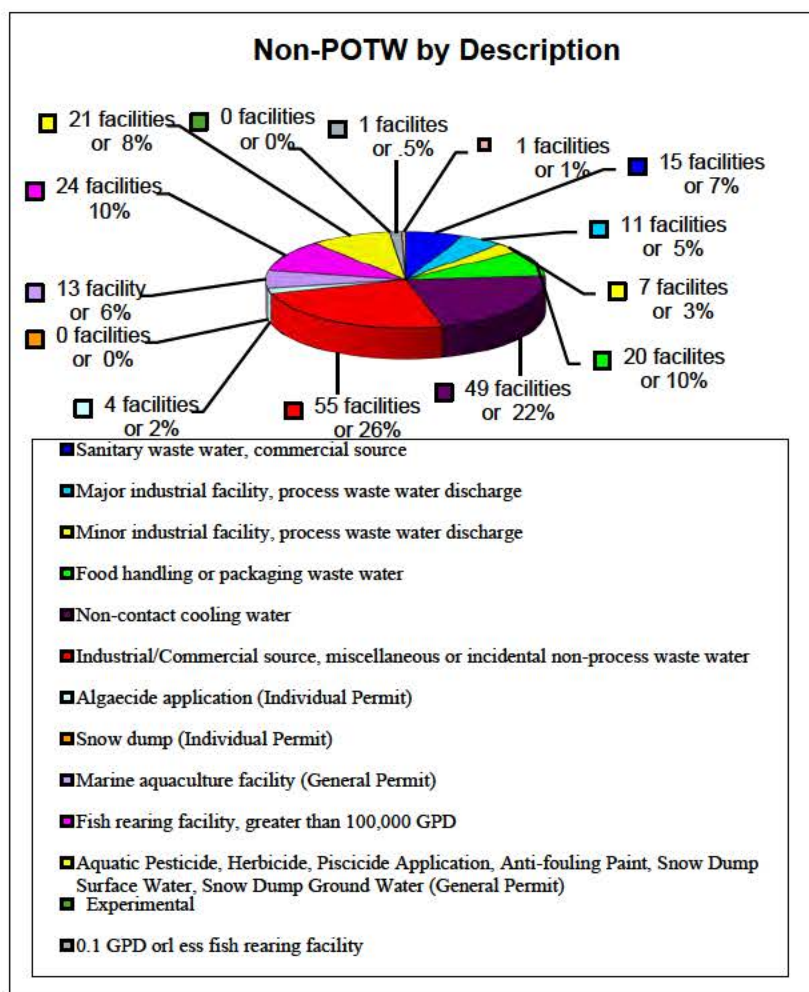
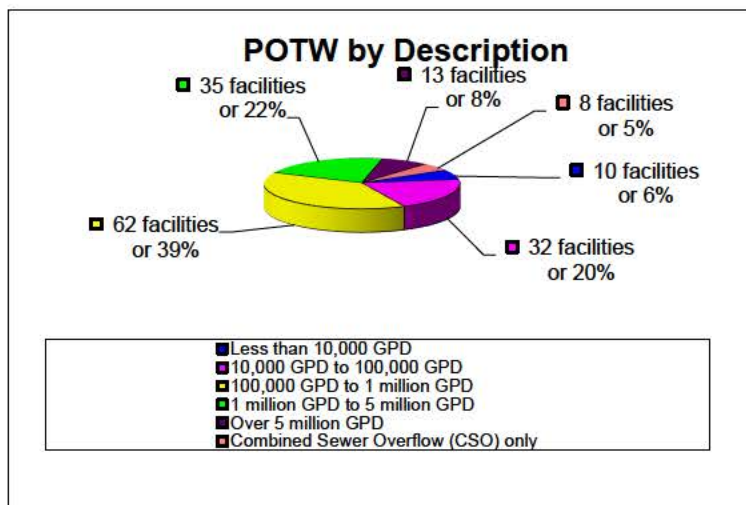
Discharges are categorized as Publicly Owned Treatment Works (POTWs) or Non-POTWs. POTWs are municipal or quasi-municipal wastewater treatment facilities that treat residential, commercial and industrial wastewater. Non-POTWs comprise a variety of municipal, commercial, or industrial dischargers as indicated on page 2.

Discharges are further categorized as Major or Minor. Major POTW dischargers are those facilities with design flows greater than one million gallons per day and facilities with approved industrial pretreatment programs. Major Non-POTW dischargers are determined by rating criteria developed by the U.S. Environmental Protection Agency. Minor dischargers are those not classified as Major.



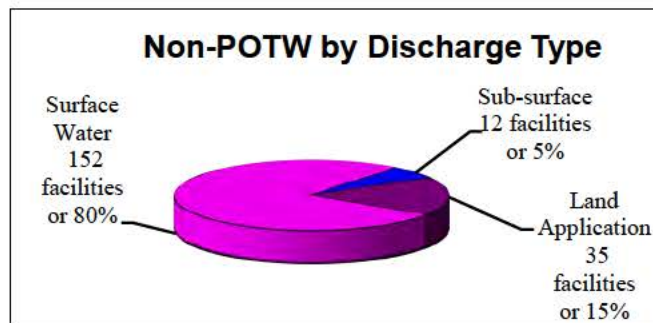
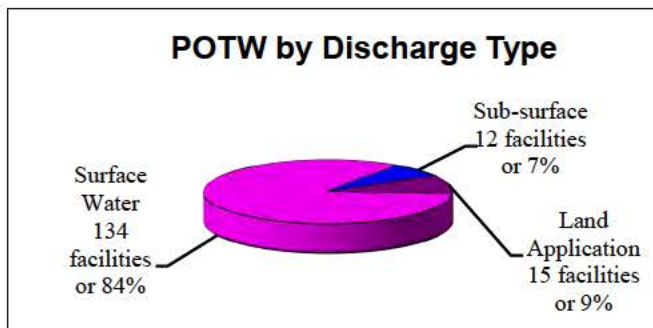
Summary of Point Source Discharges by Type

The size of POTWs varies greatly. The smallest POTW has a licensed flow of 2,000 gallons per day. The largest POTW has a licensed flow of 19.8 million gallons per day.



The type of Non-POTW discharges varies greatly, from the largest paper mill that has a licensed flow of 47 million gallons per day to small snow dumps.

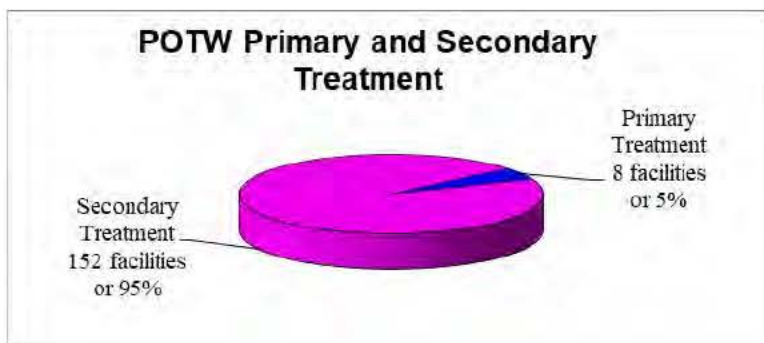
Summary of Point Source Discharges by Type




The majority of discharges are to surface waters. However, some facilities discharge via spray irrigation to land, or to subsurface systems. Ten facilities discharge in more than one way.

The majority of POTWs provide secondary treatment of wastewater. Secondary treatment is a combination of physical and biological treatment that, among other criteria, provides a minimum of 85% removal of biochemical oxygen demand (BOD) and total suspended solids (TSS).

8 POTWs that discharge to marine waters were granted a waiver by EPA, as allowed under the Clean Water Act, to provide a reduced level of treatment known as Primary Treatment. Primary treatment is a physical treatment process that provides, among other criteria, a minimum of 30% removal of BOD and TSS.



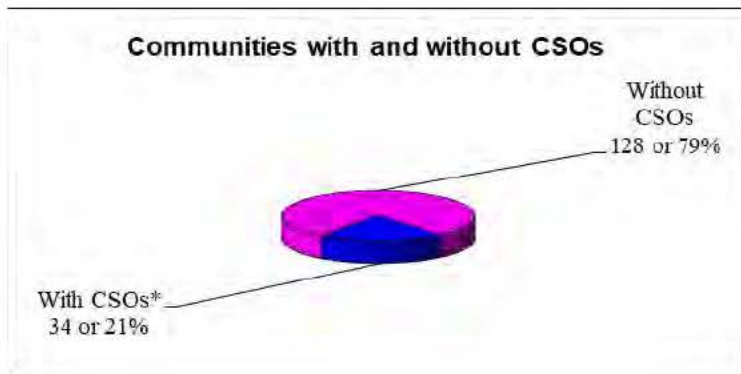
Summary of Point Source Discharges by Type



Federal and state law prohibits the discharge of toxic substances in toxic amounts. Department Regulations Chapters 530 and 584 specify water quality criteria for toxic substances and the requirements to control the level of toxic substances in surface waters.

Some communities have Combined Sewer Overflows (CSOs). CSOs occur during storm events when a mixture of wastewater and stormwater runoff overflows a combined sewer collection system (a system that collects sanitary wastewater and stormwater in a single pipe) before receiving treatment at a POTW. Communities that have CSOs are required to license them with the DEP, evaluate their CSO problems, and determine cost effective solutions to abate them.

Additional CSO data can be found in the Department's *Combined Sewer Overflow Status Report* at: <http://www.maine.gov/dep/water/cso/index.html>



II. Licensing Status of Point Source Discharges

38 M.R.S. § 413(1) states, “No person may directly or indirectly discharge or cause to be discharged any pollutant without first obtaining a license therefor from the department.”

The discharge license establishes limits for the type and amount of pollutants that can be discharged and monitoring and reporting requirements. The DEP cannot issue a discharge license unless it finds that water quality standards will be met.

On January 12, 2001 and October 31, 2003, Maine received authorization from the EPA to implement the National Pollutant Discharge Elimination System (NPDES) Program. With these decisions, the DEP is now the primary authority for administering the Clean Water Act NPDES program in Maine. In Maine, this program is referred to as the Maine Pollutant Discharge Elimination System (MEPDES) Program.

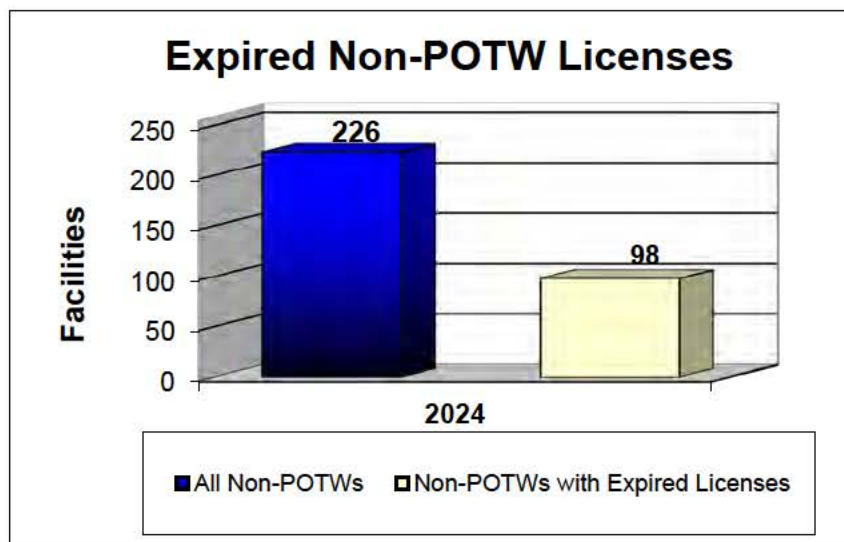
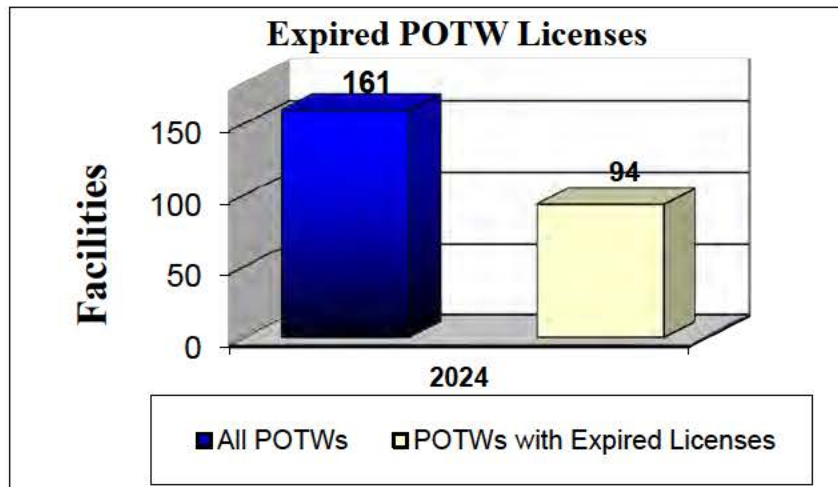
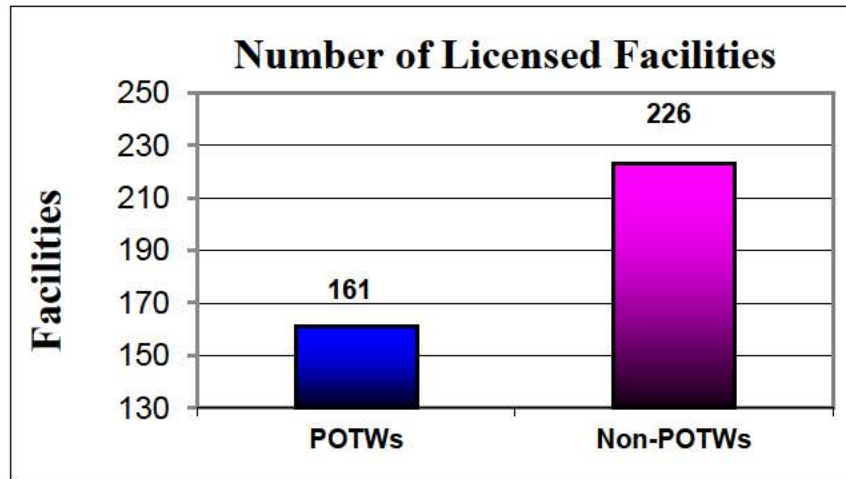
Licenses are issued for a term of 5 years and may be renewed. If a timely renewal application has been submitted, the permit remains in effect after the expiration date until the Department acts on the renewal application.

Appendices A through L indicate the license status of all discharges by category and location.

The charts on the following pages provide additional information on the licensing status of discharges.

Licensing Status of Point Source Discharges

The following charts indicate the number of licensed POTWs and Non-POTWs and their licensing status in 2024. Expired licenses remain in effect if a timely renewal application has been submitted.



III. Compliance Status of Point Source Discharges

The DEP tracks compliance with license requirements through facility inspections and review of facility monitoring data. Facilities are required to report the results of the monitoring required by the discharge license to the DEP monthly in discharge monitoring reports (DMRs).

The DEP utilizes a variety of tools to ensure compliance at licensed facilities including voluntary compliance, education and outreach, technical assistance, licensing, facility inspections, and enforcement actions.

For the purposes of this report all licensed point source wastewater discharges have been designated with a compliance status of either *Substantial Compliance*; or *Significant Non-Compliance (SNC)*; for the calendar year 2024. They are defined as follows:

Substantial Compliance: A facility in substantial compliance will have had no violations of its wastewater license, or violations that did not exceed SNC criteria.

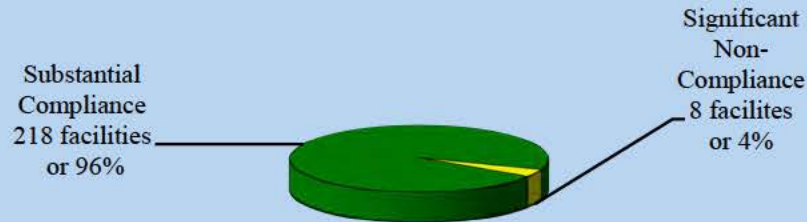
Significant Non-Compliance (SNC): A facility in SNC will have had two large violations, or four of any size violations, for a given parameter in a six-month period. A large violation is a *conventional pollutant* violation that exceeds its permit limit by 40% or more, or a *toxic pollutant* violation that exceeds its permit limit by 20% or more. Conventional pollutants are pollutants typical of municipal sewage, and for which secondary treatment plants are designed to treat. They are biochemical oxygen demand (BOD), total suspended solids (TSS), fecal coliform bacteria, oil and grease, and pH. Toxic pollutants are pollutants that may cause death, disease, behavioral abnormalities, cancer, genetic mutations, physiological malfunctions, or physical deformations. Toxic pollutants include certain metals and organic chemicals.

SNC is compliance status criteria developed by the EPA and utilized by the DEP to track compliance. For the purposes of this report and routine compliance assessments, the DEP has chosen to include all permit limits as potential SNC criteria. EPA uses a more abbreviated list.

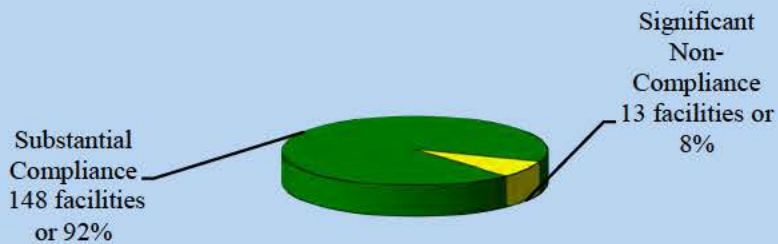
Compliance Status of Point Source Discharges

The following three charts summarize the compliance status of licensed discharges for calendar year 2024, based on SNC criteria.

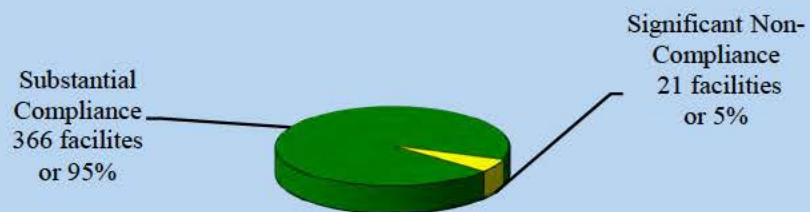
**Compliance Status of Non POTW Discharges
2024**



Compliance Status of POTW Discharges 2024



Compliance Status of All Discharges 2024



IV. Enforcement Status of Point Source Discharges

Enforcement of license requirements is a key element in protecting water quality. While a variety of tools exist for preventing and resolving compliance problems, the DEP may pursue formal, written, and legally binding resolutions to license violations where corrective action and/or penalties are appropriate. The DEP's preference in resolving civil enforcement actions is to as quickly as possible reach agreements that remediate environmental damage, restore natural resources to appropriate conditions, impose penalties that capture any economic benefit gained by the violator, and deter similar action in the future. The DEP uses the following enforcement tools: letter of warning; notice of violation; Administrative Consent Agreement; 80K Actions (civil prosecution in court by certified DEP staff); case referral to the Office of the Attorney General; and enforcement by federal, other state, and local entities. *(The following information is for licensed discharges only. Additional enforcement actions were also taken against a variety of unlicensed entities for violations of water quality laws.)*

ENFORCEMENT TOOLS UTILIZED IN 2024 TO RESPOND TO VIOLATIONS	
ACTIONS	NUMBER
LETTER OF WARNING	27
NOTICE OF VIOLATION	26
ADMINISTRATIVE CONSENT AGREEMENT*	2
DISTRICT COURT	0
TOTAL	55

*ADMINISTRATIVE CONSENT AGREEMENTS FINALIZED IN 2024			
NAME	VIOLATIONS	PENALTY	CORRECTIVE ACTIONS/ COMMENTS
AUTO SHINE CAR WASH L.L.C.	UNLICENSED DISCHARGE	\$55,896	CEASE DISCHARGE, MONITOR FLOW, CONNECT TO SEWER
TROMBLEY INDUSTRIES	UNLICENSED DISCHARGE	\$12,000	CEASE DISCHARGE, CONDUCT TRAINING
		\$67,896	

In addition, the following cases were referred to enforcement in calendar year 2024. As indicated below, all are under active investigation, Administrative Consent Agreements have been initiated, or the case has been otherwise resolved without enforcement action. Administrative Consent Agreements are likely to contain monetary penalties and corrective actions. This table also includes cases under investigation that were referred previous to 2024.

ENFORCEMENT ACTIVITY IN 2024			
DISCHARGE TYPE	UNDER INVESTIGATION	CONSENT AGREEMENT INITIATED	RESOLVED WITHOUT ENFORCEMENT
POTW	2	2	0
NON-POTW	8	5	3
TOTAL	10	7	3

V. Construction and Funding Needs of POTWs

The ongoing construction and funding needs of Maine POTWs, or municipal treatment plants, are significant.

Affordable financing is required to properly maintain and upgrade sewers, pump stations and treatment facilities to ensure water quality is maintained and improved. Funding needs are addressed through several sources including Congressionally Directed Spending, limited state grants as approved by voters, HUD Community Development Block Grants, USDA Rural Development loans and grants, the Clean Water State Revolving Fund (CWSRF), and the Bipartisan Infrastructure Law.

The CWSRF provides below market rate loans to municipalities and quasi-municipal corporations such as sanitary districts for construction of wastewater facilities. In addition, the CWSRF can provide funding for public and private nonpoint source management programs. The CWSRF is capitalized by federal grants from EPA that require state matching funds equal to 20% of the federal grant. Funding for the loans can come from a combination of federal capitalization grants, state match, and loan repayment money. The Maine Municipal Bond Bank (MMBB) is the financial manager of Maine's CWSRF and the Engineering Unit of DEP's Division of Water Quality Management administers the technical aspects of the program and the individual projects funded by it.

The primary purpose of the fund is to, "acquire, design, plan, construct, enlarge, repair or improve publicly-owned sewage systems, sewage treatment plants or to implement related management programs." The long-term goal of the CWSRF is to maintain and improve Maine's inventory of municipal sewage facilities in perpetuity. This will ensure preservation of the water quality gains that were realized by the initial construction of these facilities.

In the calendar year 2024, a number of federal and state funds were combined to assist wastewater communities with the growing infrastructure needs. On an average year, the State of Maine provides approximately \$50 million of the loans for new wastewater construction projects. However, with the growing needs of all the aging wastewater treatment facilities, the additional federal investment into the current program through the American Rescue Plan Act (ARPA) and the Bipartisan Infrastructure Law (BIL) was timely.

Through this combination of funding a total of approximately \$67 million of loans and principal forgiveness (A.K.A Grants) was provided to Maine's Wastewater communities. This investment translates to an estimated 1,206¹ in created or sustained jobs from the funding made available.

A listing of long-term funding needs of POTWs is included as Appendix K.

¹ "How Infrastructure Investments Support the U.S. Economy: Employment, Productivity and Growth" Political Economy Research Institute, January 2009, p. 25. Table 3.1 estimates 18 jobs created per \$1 million infrastructure investment

VI. Status of Overboard Discharges

Overboard Discharges (OBDs) are treated discharges to surface waters of domestic pollutants that are not conveyed and treated in municipal or quasi-municipal treatment facilities. Typical OBDs include systems that serve residences, schools, and commercial establishments. OBDs provide the best wastewater treatment where other alternatives, such as septic systems or municipal sewers, are impracticable. Maine law requires removal of OBDs when advancing technological developments have made replacement options possible. Over the last five years, on average, 23 OBDs have been removed annually.

There are two sizes: 1) large OBDs, those licensed to discharge >2,000 gallons per day; and 2) small OBDs, those licensed to discharge <2,000 gallons per day. The large OBDs mostly serve commercial enterprises and schools. The small OBDs mostly serve residential properties. There are two types of treatment systems for OBDs:

Sand filter systems that passively treat wastewater by filtering it through sand where it is biologically and physically treated; and mechanical systems that actively treat wastewater through aeration by growing biological treatment (bacteria) colonies and settling and decanting the treated water.

As of December 31, 2024, there were 694 licensed OBDs in the state located in 85 towns and plantations, a reduction of 44 since the end of 2022. 60% of these discharges are located in ten coastal communities (Boothbay, Boothbay Harbor, Bristol, Cherryfield, Georgetown, Harpswell, Portland, South Bristol, Southport and Tremont).

Since 1995, the number of approved OBDs has decreased by 1,451. This decline is due primarily to the OBD licensing and removal program, and to public sewer line extensions. During this time, OBDs have been completely removed from the following 80 municipalities: Alna, Arrowsic, Augusta, Baileyville, Beals, Belfast, Benton, Bremen, Bridgton, Brooklin, Caribou, Carmel, Charleston, Chebeague Island, Chelsea, Chesterville, Cumberland, Cushing, Dresden, East Machias, Eastport, Enfield, Falmouth, Farmington, Freeport, Frenchboro, Gorham, Greenville, Hampden, Hancock, Harmony, Hollis, Isle Au Haut, Jonesboro, Kennebunk, Kennebunkport, Lewiston, Lincolnville, Lubec, Machias, Milbridge, Medway, New Gloucester, New Portland, New Vineyard, Norridgewock, North Haven, Oakfield, Oakland, Ogunquit, Old Town, Orland, Orrington, Oxford, Parsonsfield, Passadumkeag, Pembroke, Penobscot, Perry, Poland Springs, Richmond, Robbinston, Rockland, Roque Bluffs, Saco, Searsport, Sedgwick, Sidney, South Berwick, South Portland, Standish, Stacyville, Sullivan, Topsham, Trenton, Vassalboro, Verona, Waterville, Winslow and Wiscasset.

OBD License Status

Currently, 8% of all approved OBDs are operating with an expired license or conditional permit. Most expired licenses are in the process of license renewal or system removal/replacement.

Status of Overboard Discharges

OBD Compliance Status – OBD Inspections

Large OBDs consist of facilities discharging more than 2,000 gallons per day (GPD) and typically consist of schools, restaurants, and lodging facilities. Large OBDs are licensed and permitted as MEPDES (Maine Pollutant Discharge Elimination System) OBDs and have specified monitoring and reporting requirements. Small OBDs, usually serving seasonal residences, are inspected mainly from June through August. Small OBDs consist of facilities discharging less than 2,000 GPD, usually 300 GPD to 600 GPD and mostly consist of private residences. A small number of commercial establishments or schools also constitute the small OBD population.

If non-compliance is discovered during an inspection, the inspector will indicate the problem(s) and specify corrective actions in the inspection report that is provided to the system owner. The system owner is required to correct problems within a defined time and to notify the DEP of the correction. If the system owner fails to correct the non-compliance, the DEP will communicate with the system owner to correct the non-compliance. Those OBDs failing an initial inspection will receive additional inspections as needed. Follow-up inspections are conducted to determine if reported corrections have been made, or to encourage and/or educate the licensees on how to achieve compliance.

Large and Small OBD Inspections for 2024

TOTAL NUMBER OF <u>ALL</u> OBD INSPECTIONS IN 2024	772 Inspections of 662 facilities
TOTAL NUMBER OF <u>LARGE</u> OBD INSPECTIONS	27 Inspections of 28 facilities
INSPECTED ONCE	27
INSPECTED TWICE	0
INSPECTED THREE TIMES	0
TOTAL NUMBER OF <u>SMALL</u> OBD INSPECTIONS	745 Inspections of 662 facilities
INSPECTED ONCE	556
INSPECTED TWICE	93
INSPECTED THREE TIMES	1
INSPECTED FOUR TIMES	0

OBD Compliance Status – OBD Inspection Failure

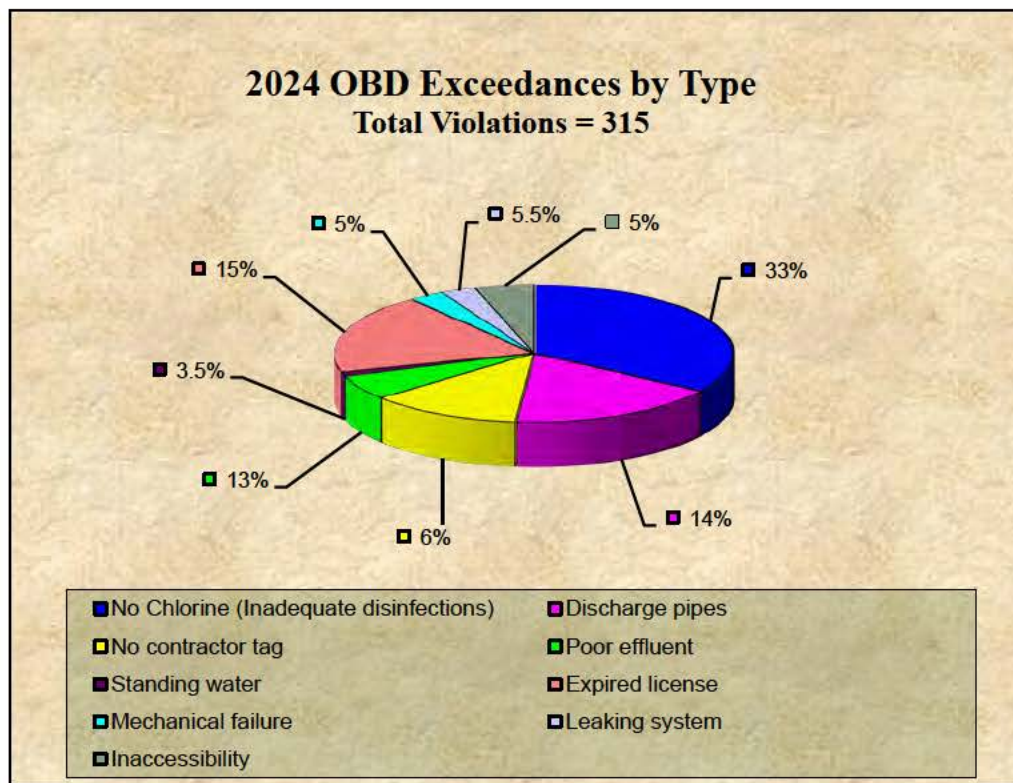
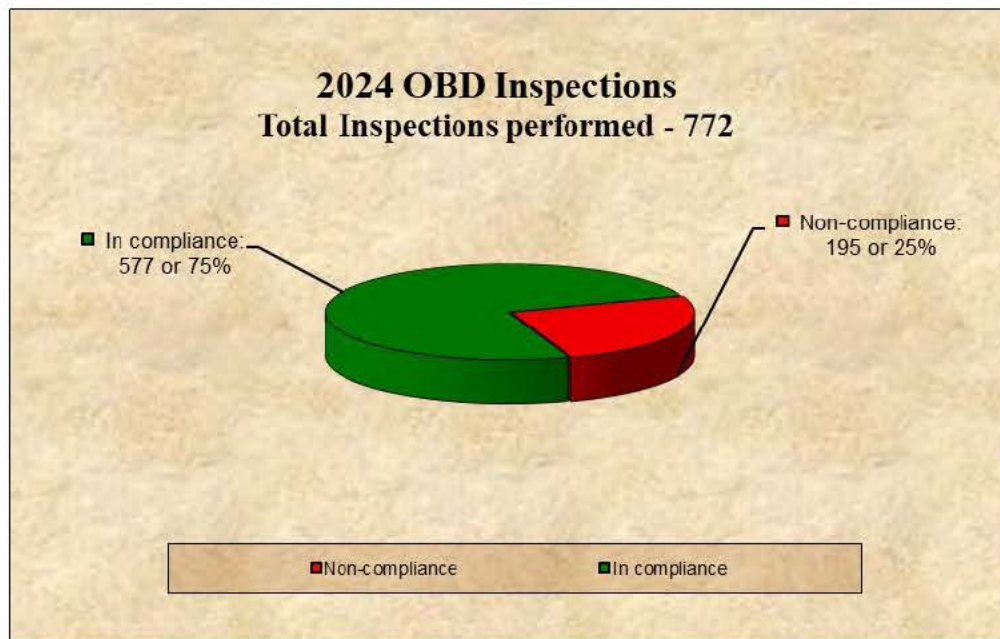
An OBD may fail an inspection for one or more reasons. Causes for failures in order of precedence are: 1) lack of chlorine disinfection tablets or other disinfection failure such as old and ineffective chlorine tablets or a non-functioning ultra-violet disinfection unit; 2) missing, broken or short discharge pipes; 3) lack of a service contractor tag on mechanical systems (mechanical systems require servicing by certified wastewater operators); 4) poor quality effluent; 5) mechanical and/or electrical system component failures; 6) leaking tanks, chambers, pumps or pipes; 7) system inaccessibility; 8) a flooded tank or chamber; and 9) sand filter bed failure.

¹ There are 694 OBD licenses/licensees, but 30 physical OBDs are shared by 74 licensees. The actual count of physical OBDs (facilities) is 664.

Status of Overboard Discharges

All Overboard Discharge Inspections, Both Large and Small

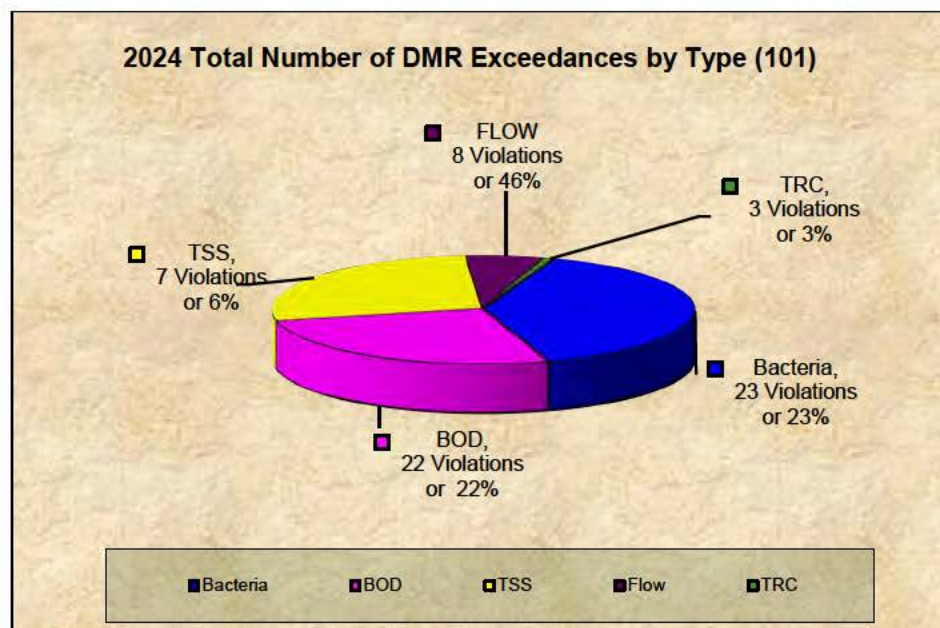
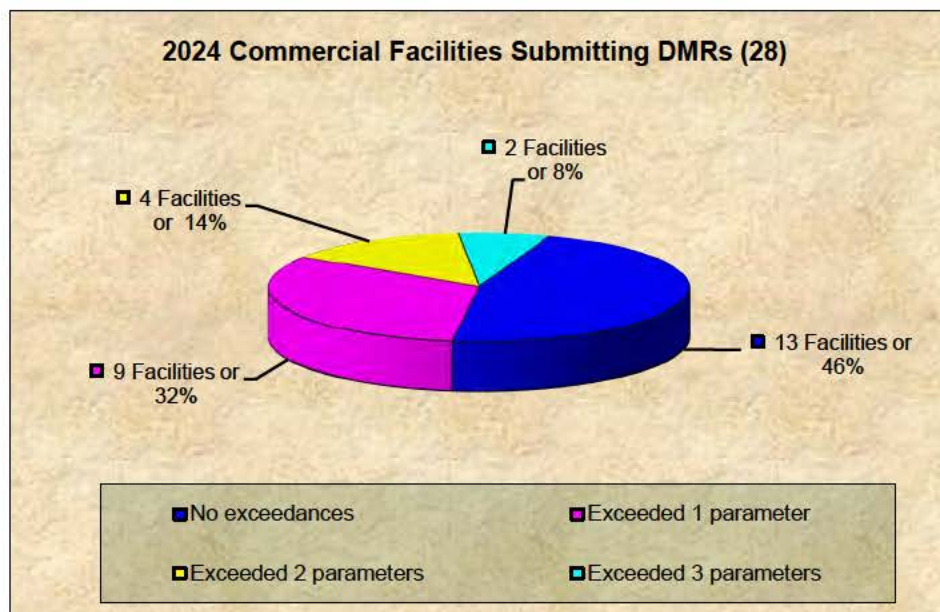
The following two charts indicate compliance status based on 2024 inspections.



Status of Overboard Discharges

OBD Compliance Status – Commercial (MEPDES) Facilities Discharge Monitoring Reports

OBDs discharging 2,000 or more gallons per day are required to periodically submit Discharge Monitoring Reports (DMRs) to the DEP. The DMRs indicate the results of effluent monitoring used to determine compliance with effluent limits set in discharge permits. Effluent is sampled and analyzed for seven basic water quality parameters: bacteria, biochemical oxygen demand (BOD), total suspended solids (TSS), discharge flow, settleable solids, total residual chlorine (TRC) and pH. The following two charts indicate the number and type of exceedances for calendar year 2024. When an exceedance is reported to the DEP, the facility is also required to report the cause of the exceedance and the corrective action taken to prevent future occurrences. The DEP follows up with any facility that has not corrected the cause of an exceedance to ensure the problem is corrected.



**Approved Overboard Discharges, by Location
as of December 31, 2024**

<u>TOWN/CITY</u>	<u>NUMBER</u>	<u>TOWN/CITY</u>	<u>NUMBER</u>
ADDISON	2	CUTLER	3
ARUNDEL	2	DAMARISCOTTA	3
BANGOR	1	DEER ISLE	9
BAR HARBOR	4	EDDINGTON	1
BATH	8	EDGECOMB	14
BETHEL	1	ELIOT	2
BIDDEFORD	8	ELLSWORTH	1
BLUE HILL	2	EUSTIS	2
BOOTHBAY	72	FAIRFIELD	1
BOOTHBAY HARBOR	34	FRANKFORT	1
BOWDOINHAM	2	FRIENDSHIP	12
BRADLEY	6	GEORGETOWN	49
BRISTOL	70	GOULDSBORO	11
BROOKS	1	HARPSWELL	44
BROOKSVILLE	1	HARRINGTON	4
BRUNSWICK	1	INDUSTRY	1
BUCKFIELD	6	ISLEBORO	4
BURNHAM	1	JONESPORT	7
BUXTON	3	KITTERY	2
CALAIS	3	LONG ISLAND	3
CAMDEN	2	MACHIASPORT	1
CAPE ELIZABETH	2	MADISON	3
CASTINE	1	MATINICUS ISLAND	1
CHERRYFIELD	23		
COLUMBIA FALLS	7		
CRANBERRY ISLES	6		

(Continued on page 16)

Approved Overboard Discharges, by Location as of December 31, 2024

<u>TOWN/CITY</u>	<u>NUMBER</u>	<u>TOWN/CITY</u>	<u>NUMBER</u>
MONHEGAN	15	TURNER	1
MONTICELLO	1	VINALHAVEN	7
MOUNT DESERT	2	WARREN	1
NEWCASTLE	1	WEST BATH	4
OWLS HEAD	7	WESTPORT	5
PHIPPSBURG	7	WINDHAM	1
PORTLAND	21	WINTER HARBOR	4
PRESQUE ISLE	1	WINTERPORT	1
PROSPECT	1	WOOLWICH	4
ROCKPORT	1	YARMOUTH	10
SABATTUS	1	YORK	4
SCARBOROUGH	1		
SOUTH BRISTOL	22		
SOUTH THOMASTON	4		
SOUTHPORT	81	TOTAL	694
SOUTHWEST HARBOR	1		
ST. GEORGE	9		
STEUBEN	1		
STONINGTON	4		
STRONG	1		
SURRY	1		
SWANS ISLAND	1		
THOMASTON	1		
TREMONT	18		
TRESCOTT	1		

VII. Status of Stormwater Point Source Discharges under the MEPDES Program

In accordance with the Clean Water Act and Maine law, certain types of stormwater discharges are regulated point source discharges and are required to obtain a MEPDES permit. These discharges are regulated by six General Permits issued by the Department: three Municipal Separate Storm Sewer Systems General Permits (MS4s) (municipalities, State or Federal facilities, and Transportation entities), the Multi-Sector General Permit for Stormwater Discharge Associated With Industrial Activity (MSGP), and the General Permit for Post Construction Discharge of Stormwater in the Long Creek Watershed (Long Creek GP), all administered by the Department's Bureau of Water Quality and summarized below; and the Construction General Permit which is administered by the Department's Land Bureau. These permits are effective for five years from the date of issuance. An expired General Permit continues in effect until a new General Permit is issued.

Municipal Separate Storm Sewer Systems General Permit (MS4 GP)

An MS4 is a stormwater conveyance or system of conveyances including roads with drainage systems, municipal streets, catch basins, curbs, gutters, ditches, human made channels, or storm drains. Coverage is required of all operators of small MS4s that are located within the boundaries of an Urbanized Area as defined and designated by the U.S. Census Bureau.

Stormwater runoff that drains to municipal separate storm sewer systems (MS4s) is subsequently discharged directly to local waterbodies (without treatment). The MS4 permit and program is designed to improve the quality of the State's waters by reducing the quantity and nature of pollutants that are discharged to receiving waterbodies via the storm sewer systems. The permit addresses this by requiring implementation of certain Minimum Control Measures (MCMs) including Education and Outreach to the Public, Involving the Public directly, Eliminating Illicit Discharges, Controlling Stormwater Runoff during soil disturbance, Using and Maintaining Stormwater Best Management Practices (BMPs) on developed sites, and Pollution Prevention by municipal operations. Permittees submit annual reports to the Department detailing their compliance with each MCM Requirement.

The Department issued a renewal of the MS4 GP on October 15, 2020, with an effective date of July 2022. There are 39 entities that require MS4 GP coverage (30 municipalities, 7 state or federally owned entities, 2 transportation entities. One entity (Dorothea Dix Psychiatric Center) was granted a waiver from the MS4 GP by the Department in 2022):

SMALL MUNICIPAL SEPARATE STORM SEWER SYSTEMS

1. Auburn	11. Gorham	21. Sabattus
2. Bangor	12. Hampden	22. Saco
3. Berwick	13. Kittery	23. Scarborough
4. Biddeford	14. Lewiston	24. South Berwick
5. Brewer	15. Lisbon	25. South Portland
6. Cape Elizabeth	16. Milford	26. Veazie
7. Cumberland	17. Old Orchard Beach	27. Westbrook
8. Eliot	18. Old Town	28. Windham
9. Falmouth	19. Orono	29. Yarmouth
10. Freeport	20. Portland	30. York

State or Federally Owned Separate Storm Sewer Systems

1. Portsmouth Naval Shipyard
2. Southern Maine Community College
3. University of Maine Augusta – Bangor Campus
4. Eastern Maine Community College
5. University of Southern Maine
6. University of Maine, Orono
7. Maine Air National Guard, Bangor

Maine Department of Transportation and Maine Turnpike Authority MS4 Systems

1. Maine Department of Transportation
2. Maine Turnpike Authority

Entities that have received a waiver from the MS4 GP

1. Dorothea Dix Psychiatric Center

Multi-Sector General Permit for Stormwater Discharge Associated With Industrial Activity (MSGP)

The MSGP authorizes the discharge of stormwater associated with industrial activity to surface waters or to an MS4 that connects to Waters of the State. The MSGP regulates 29 sectors of industrial activity (based on SIC codes) and allows for the regulation of industrial activity not covered in these 29 sectors if the facility contributes to a violation of water quality standards or is a significant contributor of pollutants to waters of the State. The most recent MSGP, was reissued on December 7, 2016.

Material handling and storage, equipment maintenance and cleaning, and other activities at industrial facilities are often exposed to the weather. Runoff from rainfall or snowmelt that comes in contact with these activities can pick up pollutants, and transport them directly to a nearby river, lake, or coastal water or indirectly via a storm sewer system and degrade water quality. These sites are subject to the Multi-Sector GP, unless otherwise excluded, and obtain permit coverage by filing a Notice of Intent (NOI) to comply with the permit requirements. The permit requires each facility to develop a Stormwater Pollution Prevention Plan to minimize and control pollutants discharging through stormwater to receiving waterbodies, details inspection, monitoring, and sampling requirements, and specifies pollutant limits. Sites that conduct industrial activity, and runoff drains to a waterbody, but the activities are not exposed to rain or snow (e.g. conducted in a building) are excluded by filing a Certification of No Exposure with the Department (NEC).

The number of industrial facilities covered by the MSGP varies throughout the year as facilities close and new ones open. At the time of this report, in total there are 993 industrial permittees, 406 facilities with a Notice of Intent (NOI) filed with the Department and 587 facilities with a Conditional Exclusion for No Exposure (NEC) filed with the Department.

The 406 permitted facilities spanned 25 industrial sectors, as shown in Chart 1. Note that the total count by sector in Chart 1 (519) is greater than the number of permitted facilities (406) because many facilities belong to more than one sector. A table of active NOIs by sector in the MSGP program is included as Appendix L.

The Department implements the industrial stormwater program conducting inspections and providing technical assistance. In 2024, program staff conducted a total of 40 Full Compliance Inspections at roughly 10% of the facilities in the MSGP program (see Chart 2 and Chart 3). In addition, staff completed 36 No Exposure Inspections, 6% of the total NECs. They also made 7 follow up/progress evaluation inspections, 1 onsite technical assistance visits, 1 complaint inspection, and conducted 4 field determinations.

CHART 1. TOTAL MSGP NOI'S PER SECTOR IN 2024
(SEVERAL FACILITIES PERMITTED UNDER MULTIPLE

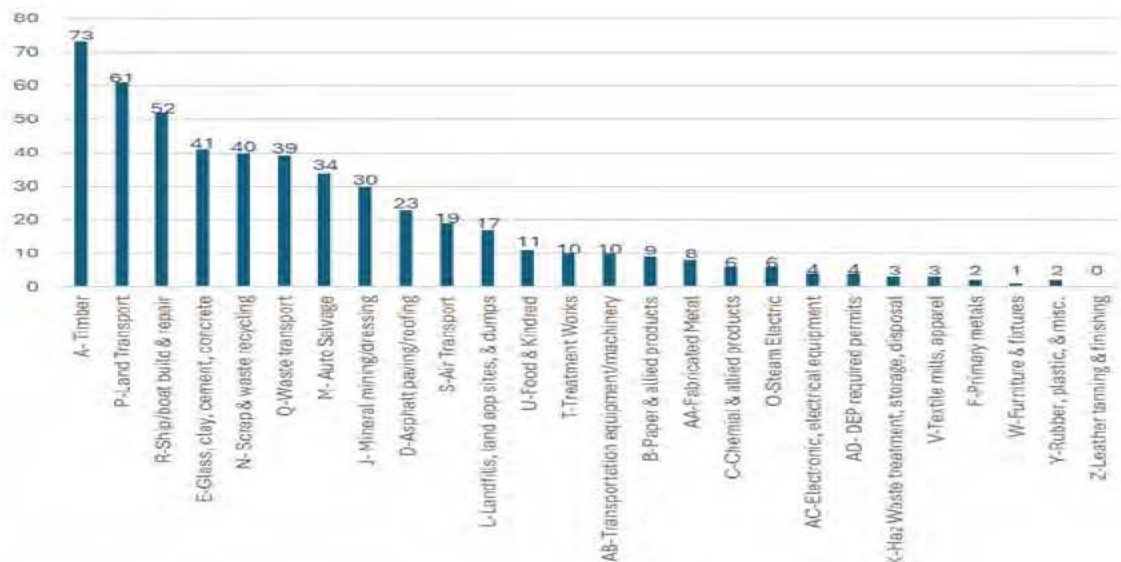


Chart 2. Total Number of NECs, NOIs and Inspections in 2024.

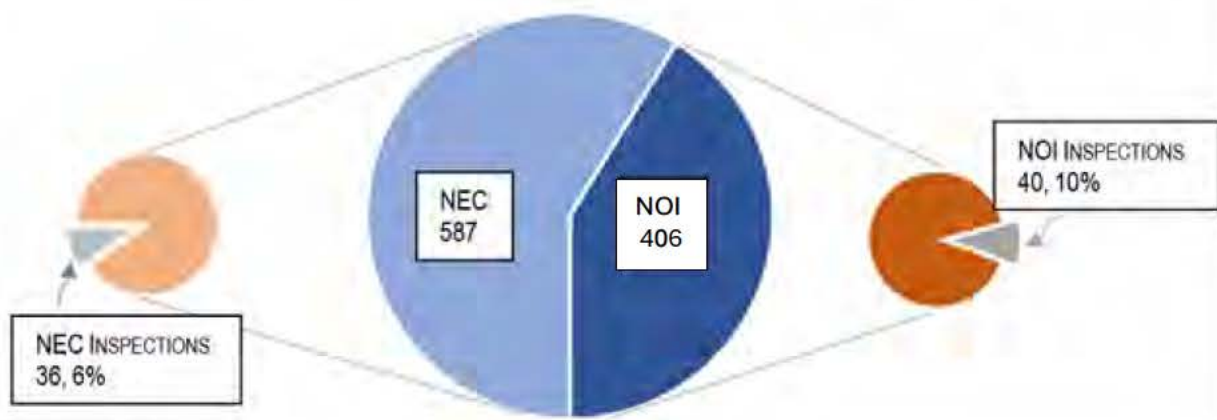
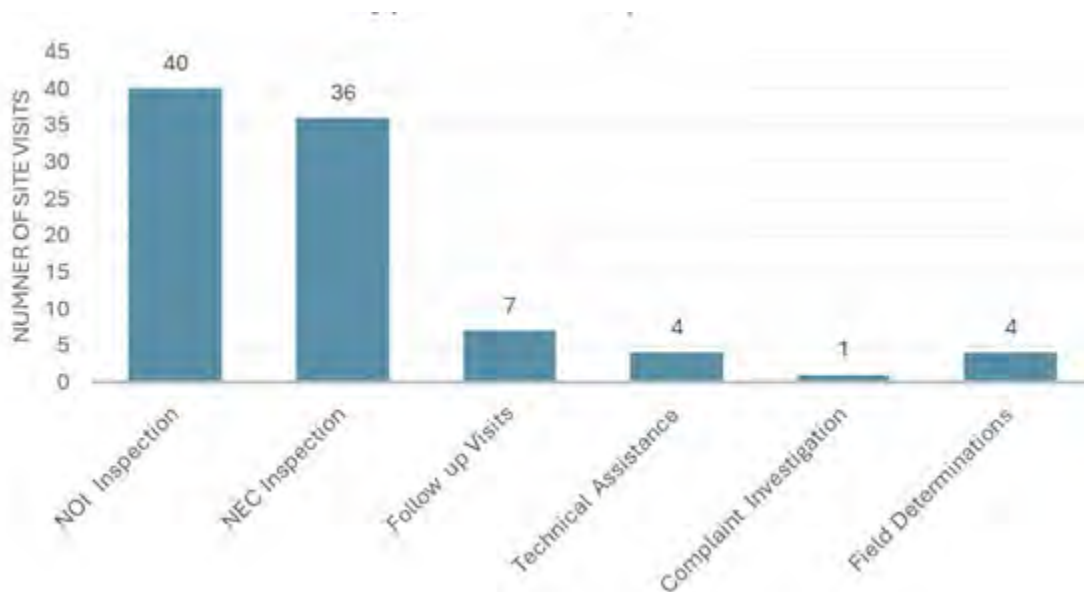
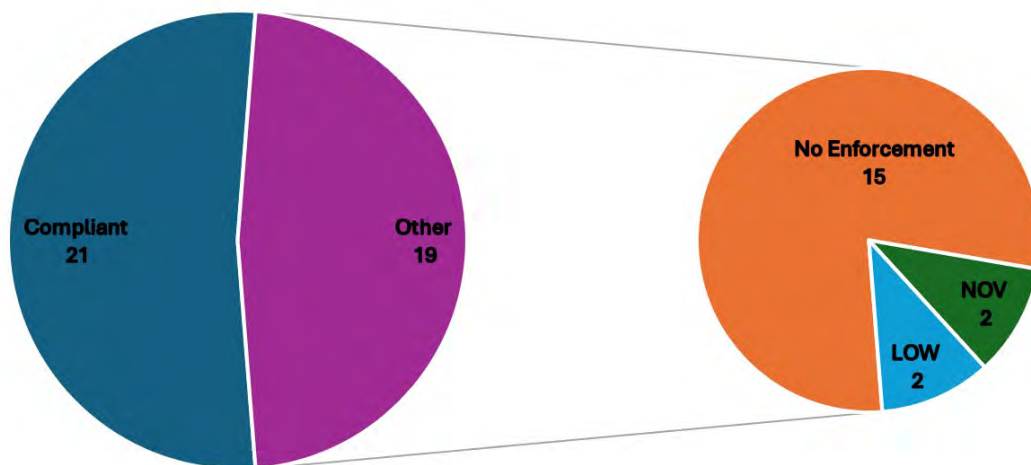


CHART 3. TYPES OF FACILITY VISITS IN 2024

Out of the 40 Full Compliance Inspections conducted, a total of 19 facilities were found to be out of compliance (Chart 4). Of non-compliant facilities, 15 were brought back into compliance without enforcement action. Two of the non-compliant facilities were issued a Notice of Violation (NOV) and 2 were issued Letters of Warning.

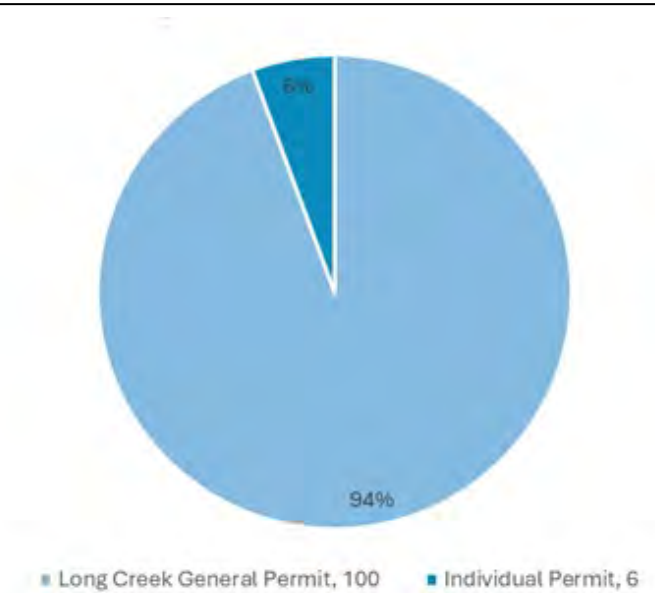
CHART 4. MSGP INSPECTION RESULTS IN 2024

General Permit for Post Construction Discharge of Stormwater in the Long Creek Watershed (Long Creek GP).

The Long Creek Watershed is located in the municipalities of South Portland, Westbrook, Portland and Scarborough. In 2009, the Environmental Protection Agency (EPA) designated parcels with impervious surface equal to or greater than 1 acre in size within the Long Creek Watershed as requiring a waste discharge permit to discharge stormwater to Long Creek or its tributaries. EPA administered this determination using the Residual Designation Authority of the Clean Water Act, as Long Creek is not attaining water quality standards due to stormwater runoff from impervious surfaces in the watershed. The Department issued Designation Notices to regulated entities within the watershed in December 2009 requiring the entities to obtain discharge permits. Entities were required to file a Notice of Intent (NOI) for coverage under the Long Creek GP or obtain an Individual Waste Discharge Permit. The Department reissued the Long Creek GP on April 21, 2015.

Currently the program has a total of 106 permittees: 100 covered under the Long Creek GP and 6 covered under Individual Waste Discharge Permits (Chart 5)

CHART 5. LONG CREEK WATERSHED PERMITS IN 2024



The Long Creek Watershed Management District administers the implementation of the Long Creek Watershed Management plan approved by the Department. Regulated entities are required to enter into a Participating Landowner Agreement that requires permittees to comply with the implementation of the Long Creek Watershed Management Plan. During 2024, no Notices of Violation (NOVs) or Letters of Warning (LOWs) were issued.

APPENDIX A

POTW Waste Discharge Licenses as of December 31, 2024 Key to Column Headings

LOCATION	Municipality in which discharge is located.
LICENSE #	DEP wastewater discharge license number.
EXP. DATE	Expiration date of last DEP license issued for the facility.
FLOW	Monthly average discharge flow limit, in millions of gallons per day, as approved in last DEP license issued for the facility.
TYPE	Type code and base fee category for the facility: 5M POTW, over 5 million GPD or with significant industrial waste 5T Municipal Combined Sewer Overflow (CSO) 6A POTWs, less than 10,000 GPD, with no significant industrial waste 6B POTWs, 10,000 GPD to 100,000 GPD, with no significant industrial waste 6C POTW, 100,000 GPD to 1 million GPD, with no significant industrial waste 6D POTW, 1 million GPD to 5 million GPD, with no significant industrial waste
MAJOR	Major discharge facility.
CSO	Facility includes combined sewer overflow (CSO) discharge.
TOX	Facility is subject to toxics testing.
301(h)	301(h) waiver facility, primary treatment only.
PRE	Facility influent is subject to pre-treatment requirements.
SURF	Facility discharges to surface water.
SUB	Facility discharges through subsurface system.
SPRAY	Facility discharges through spray irrigation (i.e., land application) system.

COMPLIANCE STATUS Indicates if the facility was in Significant Non Compliance (SNC) during the year for the listed parameter(s). A blank space in this column indicates Substantial Compliance.

NOTES

1. Two licenses are for the discharge of treated landfill leachate. One facility (Brunswick) discharges to surface water, while the other facility (Presque Isle) discharges through a land application system.
2. Two licenses (Milbridge and Brownville) are for both surface water and subsurface discharges.
3. Five licenses (Jackman, Mars Hill, North Berwick, Norway, and Thomaston) are limited to a seasonal surface water discharge. Thomaston is also licensed for a seasonal land application discharge.
4. All land application discharges are seasonal, except for Carrabassett, Greenville, Mapleton and Rangeley, which are licensed to discharge “snowfluent” during the winter.
5. One license (Houlton) is for the discharge of sludge lagoon supernatant through a land application system.
6. All type 5T licenses are for “stand alone” CSO facilities (that is, facilities that are not licensed as part of a municipal primary or secondary treatment facility).

APPENDIX A

POTW Waste Discharge Licenses as of December 31, 2024

Sorted by Location

(See Key to Column Headings at the Beginning of the Appendix)

Location	License #	Exp. Date	Flow MGD	Type	Major	CSO	Tox	301(H)	Pre	Surf	Sub	Spray	Compliance Status
Anson (Anson-Madison Sanitary District)	W-002710	05/14/25	5.000	5M	X		X			X			
Ashland	W-002697	05/17/27	0.300	6C			X			X			
Auburn	W-000685	03/05/29	0.0	5T		X				X			
Augusta (Greater Augusta Utility Dist.	W-002695	12/04/20	8.000	5M	X	X	X		X	X			
Baileyville	W-002649	12/04/23	0.600	6C						X			
Bangor	W-001041	06/09/21	18.000	5M	X	X	X		X	X			
Bar Harbor-DeGregoire Park	W-002584	10/13/20	0.012	6B						X			
Bar Harbor-Hulls Cove	W-002590	10/13/20	0.150	6C		X	X			X			
Bar Harbor-Main Plant	W-002591	01/21/21	2.000	6D	X	X	X			X			
Bar Harbor-Mount Desert High School	W-003319	05/05/25	0.009	6B								X	
Bath	W-002678	12/10/25	3.500	6D	X	X	X			X			
Belfast	W-000569	02/02/21	1.490	6D	X	X	X			X			
Berwick	W-000566	01/22/08	1.100	5M	X		X		X	X			
Bethel	W-002595	12/19/27	0.340	6C						X			
Biddeford	W-000683	04/16/26	6.500	5M	X	X	X		X	X			
Biddeford-Biddeford Pool	W-007581	09/22/21	0.030	6B						X			

APPENDIX A

POTW Waste Discharge Licenses as of December 31, 2024

Sorted by Location

(See Key to Column Headings at the Beginning of the Appendix)

Location	License #	Exp. Date	Flow MGD	Type	Major	CSO	Tox	301(H)	Pre	Surf	Sub	Spray	Compliance Status
Bingham	W-001286	02/14/29	0.200	6B						X			SNC - Flow
Blue Hill	W-002628	10/07/25	0.100	6B			X			X			
Boothbay Harbor (Bayville Village Corporation)	W-002573	03/14/24	0.015	6C				X		X			
Boothbay Harbor-Main Plant	W-002750	11/04/26	0.640	6C	X		X			X			
Brewer	W-002679	12/02/29	5.190	5M	X	X	X		X	X			
Bridgton	W-007879	04/19/23	0.032	6B							X		
Bridgton	W-008273	05/19/27	0.25	6C							X		
Brownville	W-000829	12/12/22	0.082	6B						X	X		
Brunswick	W-002600	08/04/20	3.850	6D	X		X			X			
Brunswick-Graham Road Landfill	W-004308	09/01/21	0.200	6C						X			SNC - AMMONIA
Brunswick-Mere Point	W-008015	11/08/28	0.011	6B							X		
Bucksport	W-002596	12/21/22	0.460	6C		X				X			
Calais	W-002751	11/16/21	1.500	6D	X	X	X			X			
Camden	W-002592	12/11/23	1.210	6D	X		X			X			
Canton	W-006445	10/25/29	0.621	6C			X			X			

APPENDIX A

POTW Waste Discharge Licenses as of December 31, 2024

Sorted by Location

(See Key to Column Headings at the Beginning of the Appendix)

Location	License #	Exp. Date	Flow MGD	Type	Major	CSO	Tox	301(H)	Pre	Surf	Sub	Spray	Compliance Status
Cape Elizabeth (Portland Head Light)	W-003157	12/21/28	.0005	6A						X			
Cape Elizabeth – Ottawa Rd Pump Stn	W-009027	12/11/23	0.0	5T		X				X			
Cape Elizabeth (Portland Water Dist.)	W-006751	12/14/21	0.499	6C			X			X			SNC- BOD% REMOVAL
Caribou-City Facility	W-001001	01/04/22	1.710	6D	X		X			X			
Caribou-Limestone Water & Sewer District	W-006654	07/07/20	1.25	6D			X			X			
Carrabassett Valley	W-002781	08/11/28	0.245	6C								X	
Castine	W-002623	08/19/26	0.200	6C			X			X			
Clinton	W-002589	08/10/23	0.350	6C			X			X			
Corinna	W-008206	08/17/28	0.110	6C								X	
Cornish	W-007878	09/19/28	0.007	6A							X		
Damariscotta-Main Plant (Great Salt Bay Sanitary District)	W-006048	07/05/21	0.268	6C						X			
Danforth	W-000819	08/19/26	0.049	6B						X			
Dexter	W-000830	08/22/28	0.273	6C								X	
Dover-Foxcroft	W-002633	03/03/28	0.800	6C			X			X			
Eagle Lake	W-003374	08/08/28	0.146	6C								X	

APPENDIX A

POTW Waste Discharge Licenses as of December 31, 2024

Sorted by Location

(See Key to Column Headings at the Beginning of the Appendix)

Location	License #	Exp. Date	Flow MGD	Type	Major	CSO	Tox	301(H)	Pre	Surf	Sub	Spray	Compliance Status
East Machias	W-006521	07/31/23	0.026	6A						X			
East Millinocket	W-009139	11/04/29	2.0	6D	X		X			X			
Eastport-Main Plant	W-002598	03/14/24	0.82	6C				X		X			
Eastport-Quoddy Village	W-008131	03/14/24	0.050	6B				X		X			
Ellsworth – Bayside Rd	W-009082	12/13/22	1.65	6D	X		X			X			
Ellsworth-Shore Road	W-003801	12/13/27	0.002	6A						X			
Falmouth	W-002650	12/04/23	1.560	6D	X		X			X			
Farmington	W-002670	01/18/22	0.900	6C	X		X			X			
Fort Fairfield	W-000694	05/15/22	0.600	5M	X		X			X			
Fort Kent	W-000692	12/13/21	0.430	6C	X		X			X			
Freeport	W-000617	02/03/21	0.750	6C	X		X			X			
Frenchville	W-007676	09/30/29	0.060	6B						X			SNC- BOD, TSS
Gardiner	W-002655	10/04/21	4.500	6D	X	X	X			X			
Grand Isle	W-007713	01/11/27	0.080	6B						X			
Greenville (Moosehead Sanitary District)	W-002119	07/08/25	0.170	6C								X	
Guilford (Guilford-Sangerville Sanitary District)	W-006792	09/14/20	0.930	6C	X		X			X			

APPENDIX A

POTW Waste Discharge Licenses as of December 31, 2024

Sorted by Location

(See Key to Column Headings at the Beginning of the Appendix)

Location	License #	Exp. Date	Flow MGD	Type	Major	CSO	Tox	301(H)	Pre	Surf	Sub	Spray	Compliance Status
Hampden	W-007967	12/20/23	0.0	5T		X				X			
Hartland	W-000678	05/31/23	1.500	5M	X		X		X	X			
Houlton (Houlton Water Company)	W-002648	08/22/21	1.500	6D	X		X			X			
Houlton (Houlton Water Company)	W-008219	08/11/28	0.075	6B								X	SNC - FLOW
Howland	W-002632	04/01/21	0.300	6C						X			
Indian Township-Princeton Strip (Passamaquoddy Tribe)	W-000872	03/04/26	0.095	6B								X	
Islesboro-Dark Harbor	W-002726	02/19/21	0.064	6B						X			
Jackman	W-002696	10/16/24	0.675	6C			X			X			
Kennebunk	W-002585	10/20/21	1.310	6D	X		X			X			
Kennebunkport	W-002626	11/23/26	0.700	6C	X		X			X			
Kingfield	W-006272	09/05/22	0.077	6B							X		
Kittery	W-000389	03/24/11	2.500	6D	X		X			X			
Lewiston	W-000684	07/14/27	0.0	5T		X				X			
Lewiston (Lewiston-Auburn Water Pollution Control Authority)	W-000682	04/11/21	14.200	6D	X	X	X		X	X			
Lewiston-No Name Pond	W-008126	03/07/28	0.004	6A							X		

APPENDIX A

POTW Waste Discharge Licenses as of December 31, 2024

Sorted by Location

(See Key to Column Headings at the Beginning of the Appendix)

Location	License #	Exp. Date	Flow MGD	Type	Major	CSO	Tox	301(H)	Pre	Surf	Sub	Spray	Compliance Status
Limerick	W-000860	10/02/20	0.110	6C			X			X			SNC – BACTERIA, BOD, TSS% REMOVAL
Lincoln	W-001479	11/01/29	1.070	6D	X		X			X			
Lincolnvile Sewer Dist	W-007496	08/05/24	0.025	6B						X			
Lisbon	W-002725	10/18/29	2.025	6D	X		X			X			
Livermore Falls	W-002654	10/18/29	2.000	6D			X			X			
Lubec	W-006306	03/14/24	0.166	6C				X		X			
Machias	W-002674	03/02/21	0.370	6C	X	X	X			X			
Madawaska	W-002602	01/02/25	0.674	6C	X	X				X			
Mapleton	W-008147	12/04/23	0.150	6B								X	
Mars Hill	W-000842	12/07/22	1.000	6D			X			X			
Mattawamkeag	W-007462	05/03/28	0.090	6B						X			
Mechanic Falls	W-002722	11/04/19	0.490	6C	X	X	X			X			
Mexico (Rumford- Mexico Sewerage District)	W-002686	10/29/29	2.650	6D	X		X			X			
Milbridge	W-000862	07/07/20	0.070	6B						X	X		
Milford	W-008223	07/14/27	0.0	5T		X				X			

APPENDIX A

POTW Waste Discharge Licenses as of December 31, 2024

Sorted by Location

(See Key to Column Headings at the Beginning of the Appendix)

Location	License #	Exp. Date	Flow MGD	Type	Major	CSO	Tox	301(H)	Pre	Surf	Sub	Spray	Compliance Status
Millinocket	W-002680	06/07/21	2.330	6D	X		X			X			
Milo	W-002753	03/07/28	0.390	6C			X			X			
Monson	W-007155	07/19/23	0.014	6B							X		
Mt. Desert-Northeast Harbor	W-002659	05/04/25	0.330	6C			X			X			
Mt. Desert-Somesville	W-002656	05/04/25	0.080	6B			X			X			
Mt. Desert-Seal Harbor	W-002657	04/13/25	0.250	6C			X			X			
Newport	W-000865	03/07/28	0.524	6C			X			X			
Nobleboro-Damariscotta Mills (Great Salt Bay SD)	W-007044	12/21/28	0.015	6B						X			
Norridgewock	W-007742	11/18/27	0.193	6C						X			
North Berwick	W-006267	12/04/17	1.000	6C			X			X			
North Haven	W-001671	09/03/24	0.040	6B				X		X			
Northport (Northport Village Corporation)	W-002575	03/14/24	0.063	6B				X		X			
Norway	W-002647	08/06/23	0.975	6C	X		X			X			
Ogunquit	W-000449	11/12/23	1.280	6D	X		X			X			
Old Orchard Beach	W-002786	06/01/20	3.500	6D	X		X			X			

APPENDIX A

POTW Waste Discharge Licenses as of December 31, 2024

Sorted by Location

(See Key to Column Headings at the Beginning of the Appendix)

Location	License #	Exp. Date	Flow MGD	Type	Major	CSO	Tox	301(H)	Pre	Surf	Sub	Spray	Compliance Status
Old Town	W-001635	09/09/29	3.500	6D	X	X	X			X			
Old Town-Indian Island (Penobscot Indian Nation)	W-002672	12/04/17	0.070	6B						X			
Orono	W-002673	12/13/22	1.840	6D	X	X	X			X			
Oxford	W-009108	06/10/19	0.251	6C			X			X			
Paris-South Paris (Paris Utility District)	W-000632	03/20/25	0.650	6C	X	X	X			X			
Patten	W-007775	12/15/28	0.030	6B								X	
Perry (Pleasant Point) (Passamaquoddy Tribe)	W-002561	12/10/17	0.150	6B						X			
Pittsfield	W-001477	10/17/24	1.500	6D			X			X			SNC- SUSPENDED SOLIDS
Portland (CSO)	W-008010	04/11/24	0.0	5T		X				X			
Portland (Portland Water District) East End	W-002671	03/21/22	19.800	5M	X	X	X		X	X			
Portland-Peaks Island (Portland Water District)	W-007182	10/17/22	0.200	6C			X			X			
Presque Isle	W-002713	12/15/28	2.310	6D	X		X			X			SNC - FLOW
Presque Isle-Echo Lake	W-008017	12/19/27	0.004	6A							X		
Presque Isle-Landfill	W-008088	10/17/22	0.014	6B								X	
Randolph	W-008074	07/14/27	0.0	5T		X				X			

APPENDIX A

POTW Waste Discharge Licenses as of December 31, 2024

Sorted by Location

(See Key to Column Headings at the Beginning of the Appendix)

Location	License #	Exp. Date	Flow MGD	Type	Major	CSO	Tox	301(H)	Pre	Surf	Sub	Spray	Compliance Status
Rangeley	W-008086	09/19/28	0.150	6C								X	
Richmond	W-002616	07/02/23	0.320	6C						X			
Rockland	W-000681	07/15/21	3.300	5M	X		X		X	X			
Rumford-Rumford Point (Rumford-Mexico Sewerage District)	W-002685	05/15/28	0.019	6B						X			SNC-BOD
Sabattus	W-002624	11/16/21	0.120	6C			X			X			
Saco	W-002599	09/19/21	4.200	6D	X	X	X			X			
Sanford	W-000870	08/02/23	8.800	5M	X		X		X	X			
Scarborough	W-002668	10/17/24	2.500	6D	X		X			X			
Searsport	W-006279	08/18/25	0.200	6C				X		X			SNC – BOD & TSS % REMOVAL
Sinclair (Sinclair Sewer District)	W-007814	03/03/28	0.042	6B								X	
Skowhegan	W-002645	10/13/20	1.65	6D	X	X	X			X			SNC-SETTLEABLE SOLIDS
Sorrento	W-002280	03/02/22	0.003	6A						X			
South Berwick	W-002721	06/17/07	0.567	6C			X			X			
South Portland	W-001370	09/05/22	9.300	5M	X	X	X		X	X			
Southwest Harbor Water & Sewer District	W-002676	11/04/26	0.375	6C	X		X			X			

APPENDIX A

POTW Waste Discharge Licenses as of December 31, 2024

Sorted by Location

(See Key to Column Headings at the Beginning of the Appendix)

Location	License #	Exp. Date	Flow MGD	Type	Major	CSO	Tox	301(H)	Pre	Surf	Sub	Spray	Compliance Status
Stonington	W-001475	03/14/24	0.175	6C				X		X			
Thomaston	W-002643	09/04/23	0.900	6C	X		X			X		X	SNC-FREEBOARD
Unity	W-000478	10/19/22	0.500	6C			X			X			
Van Buren	W-002675	11/05/24	0.560	6C	X					X			
Veazie	W-002754	01/09/23	0.350	6C						X			
Vinalhaven	W-008146	04/04/23	0.129	6C			X			X			
Waldoboro	W-008114	08/08/28	0.150	6C								X	
Wallagrass Plt. (Eagle Lake Water & Sewer Dist)	W-007955	08/08/28	0.006	6A							X		
Warren	W-007023	04/09/20	0.244	6C						X			
Washburn (Washburn Water & Sewer District)	W-007610	09/19/29	0.283	6C			X			X			
Waterville (Kennebec Sanitary Treatment District)	W-000687	10/06/20	12.700	5M	X	X	X		X	X			
Wells	W-000653	09/09/25	2.000	6D	X		X			X			
Westbrook (Portland Water District)	W-001510	07/06/22	4.54	6D	X	X	X		X	X			
Whitneyville-Canal Road Facility	W-006551	07/01/27	0.002	6A						X			
Whitneyville-School Street Facility	W-008099	07/01/27	0.006	6A						X			

APPENDIX A

POTW Waste Discharge Licenses as of December 31, 2024

Sorted by Location

(See Key to Column Headings at the Beginning of the Appendix)

Location	License #	Exp. Date	Flow MGD	Type	Major	CSO	Tox	301(H)	Pre	Surf	Sub	Spray	Compliance Status
Wilton	W-002365	06/01/21	0.450	6C	X		X			X			
Windham	W-008276	05/26/28	0.15	6C							X		
Winslow	W-008204	07/19/27	0.0	5T		X				X			
Winter Harbor	W-000562	01/07/21	0.125	6C			X			X			
Winterport	W-001480	07/06/22	0.110	6C		X				X			SNC – BOD & TSS
Wiscasset	W-000370	08/18/25	0.620	6C			X			X			
Yarmouth	W-002644	08/08/22	1.310	6D	X		X			X			
Yarmouth-Sea Meadows Subdivision	W-002234	07/20/22	0.028	6B						X			
York	W-002687	03/02/21	3.000	6D	X		X			X			

	LICENSES	EXP. DATE	FLOW	TYPE	MAJOR	CSO	TOX	301(h)	PRE	SURF	SUB	SPRAY	COMPLIANCE STATUS
TOTALS	161	---	216.84	---	59	33	86	8	13	137	12	15	SNC = 13

APPENDIX B

NON-POTW Waste Discharge Licenses as of December 31, 2024

Key to Column Headings

LOCATION	Municipality in which discharge is located.
LICENSEE	Name of license holder.
LICENSE #	DEP waste water facility/license number.
EXP. DATE	Expiration date of last DEP license issued for the facility.
TYPE	Type code and base fee category for the facility: 5J Sanitary wastewater, commercial source 5N Major industrial facility--process wastewater discharge 5O Minor industrial facility--process wastewater discharge 5P Food handling or packaging wastewater 5R Non-contact cooling water 5S Industrial/Commercial source--miscellaneous or incidental non-process wastewater 5U Aquatic pesticide application 5V Snow dump 5X Log storage permit 5Y General Permits: Anti-fouling Paint, Aquatic Herbicides, Pesticides, Aquatic Pesticides and Piscicides for control of Invasive Fishes, Waste Snow 5Z Experimental discharge license 6E Fish rearing facility, less than 100,000 GPD 6F Fish rearing facility, greater than 100,000 GPD 6G Marine aquaculture facility (individual permit) 6H Marine aquaculture facility (general permit)
MAJOR	Major discharge facility.
TOX	Facility is subject to toxicity testing.
SURF	Facility discharges to surface water.
SUB	Facility discharges through subsurface system.
SPRAY	Facility discharges through spray irrigation (i.e., land application) system.
COMPLIANCE STATUS	Indicates if the facility was in Significant Non-Compliance (SNC) during the year for the listed parameter(s). A blank space in this column indicates Substantial Compliance.

APPENDIX B

NON-POTW Waste Discharge Licenses as of December 31, 2024

NOTES

1. The eighteen type 5J licenses break down as follows: eight are for seasonal land application discharges from commercial campgrounds/summer camps/school; four are for land application discharges from trailer parks; five are for seasonal land application discharges of treated septage effluent; and one is for the year-round subsurface discharge of treated septage effluent.
2. The following five licenses are for both surface water and seasonal land application discharges: Houlton—Tate & Lyle Ingredients Americas; Cherryfield—Jasper Wyman; Cherryfield—Cherryfield Foods; Deblois—Jasper Wyman & Sons; and Hancock—Hancock Foods.
3. The following four licenses are for both subsurface and land application discharges: Nashville Plantation – Irving Forest Products; Raymond – Auto Bath; Rockport – Maine Water Company; Westbrook – City of Westbrook School Department.
4. The following three licenses include approvals for thermal mixing zones: Baileyville (stud mill)—Woodland Pulp, LLC; Rumford—Catalyst Paper; and Westbrook—SD Warren.
5. The following licensed facility is currently in operation but is not discharging: Lisbon - Maine Electronics.
6. The following two facilities are licensed for the discharge of treated groundwater from a groundwater remediation project: Waldoboro – Ledvance, LLC and Lisbon - Maine Electronics.
7. All land application discharges are seasonal, except for Mars Hill - Freshway, which is licensed to discharge “snowfluent” during the winter.
8. In 2001, all seven fuel oil terminals/transfer facilities in South Portland were changed from major to minor status.
9. The Bath - Bath Iron Works license includes a snow dump discharge to tidewater.
10. The following six facilities are licensed as concentrated animal feeding operations (CAFOs): Clinton - Flood Brothers Inc., Rogers Farm, The Wright Place, Caverly Farms LLC; Fort Fairfield - Pineland Farms Natural Meat Inc.; and Exeter – Stonyvale Inc.
11. The following nine licensed facilities are currently shut down and are not discharging: Auburn – Pioneer Plastics; Belgrade – Pat Jackson, Inc.; LLC; China – BioRenewable Fuels; Enfield – Stored Solar, LLC; Gouldsboro – Palom Aquaculture; Lincoln – Lincoln Paper & Tissue, LLC; Millinocket – GNP Parent, LLC.; Orrington – Mallinckrodt, LLC.; Phillips - DIFW.

APPENDIX B
NON-POTW Waste Discharge Licenses as of December 31, 2024
Sorted by Location
(See Key to Column Headings at the Beginning of the Appendix)

Location	Licensee	License #	Exp. Date	Type	Major	Tox	Surf	Sub	Spray	Compliance Status
Anson	Eagle Creek Madison Hydro, LLC	W-008062	06/06/24	5R			X			
Athens	Maine Wood Pellet Company, LLC	W-009127	06/08/20	5R			X			
Auburn	Auburn Water District	W-009100	10/18/28	5U			X			
Auburn*	Pioneer Plastics	W-007876	07/01/27	5S		X	X			
Augusta	Dept. of Inland Fisheries & Wildlife	W-002034	10/29/29	6F			X			SNC – Phosphorous
Augusta	Worromontogus Lake Association	W-009257	03/14/29	5U			X			
Baileyville	Woodland Pulp LLC	W-008072	01/07/24	5R			X			
Baileyville	Domtar Maine LLC	W-008073	01/07/24	5R			X			
Baileyville (Woodland)	Woodland Pulp, LLC	W-002766	06/02/19	5N	X	X	X			
Baileyville* (Woodland)	Woodland Pulp LLC	W-000508	05/14/23	5R			X			
Baldwin	Brookfield WhitePine Hydro, LLC	W-000582	12/26/29	5R			X			
Bath	Bath Iron Works	W-000671	03/04/27	5R			X			
Beals	Carver Shellfish Inc.	W-007803	11/21/27	5P			X			

APPENDIX B
NON-POTW Waste Discharge Licenses as of December 31, 2024
Sorted by Location
(See Key to Column Headings at the Beginning of the Appendix)

Location	Licensee	License #	Exp. Date	Type	Major	Tox	Surf	Sub	Spray	Compliance Status
Beals	Down East Institute for Applied Marine Research & Educ	W-009188	9/27/29	5S			X			
Belfast	Moore's Septic	W-008259	04/14/28	5J					X	
Belfast	Nordic Aquafarms, Inc	W-009200	11/19/25	6F			X			
Belgrade*	Pat Jackson Inc.	W-008019	12/19/27	5J					X	
Biddeford	The Mills at Pepperell LLC	W-002790	01/03/22	5R			X			
Biddeford	The Maine Water Company	W-002545	10/05/20	5S			X			
Biddeford	University of New England	W-008109	11/22/26	6F			X			
Bingham	Cooke Aquaculture USA, Inc	W-007577	09/01/20	6F			X			
Brewer	Dover Realty Ventures, LLC	W-003601	08/31/28	5J					X	
Bridgton	Winona Camps Inc.	W-006784	12/21/22	5J					X	
Bridgton	Woodisgoodland, LLC	W-007708	10/16/28	5J					X	
Bridgton	Martini 54 Lakeside, LLC	W-008256	03/07/28	5S					X	
Brunswick	Brookfield WhitePine Hydro, LLC	W-000571	12/26/29	5R			X			

APPENDIX B
NON-POTW Waste Discharge Licenses as of December 31, 2024
Sorted by Location
(See Key to Column Headings at the Beginning of the Appendix)

Location	Licensee	License #	Exp. Date	Type	Major	Tox	Surf	Sub	Spray	Compliance Status
Brunswick	Brunswick-Topsham Water District	W-002631	11/02/23	5S			X			
Brunswick	Brunswick-Topsham Water District	W-008275	06/01/27	5S			X	X		
Bucksport	Bucksport Mill, LLC	W-000598	11/05/24	5S	X		X			
Bucksport	Pen Bay Terminal	W-002566	11/18/27	5S			X			
Bucksport	Whole Oceans	W-009190	11/21/23	6F			X			
Buxton	Brookfield WhitePine Hydro, LLC	W-000578	12/26/29	5R			X			
Caribou	Guerrette Famrs Corp	W-008271	03/18/24	5P				X		
Caribou	Loring Development Authority	W-007926	07/03/24	5S			X			
Casco	Dept. of Inland Fisheries & Wildlife	W-002038	10/29/29	6F			X			SNC-PHOSPHOROUS
Cherryfield	Jasper Wyman & Sons	W-000645	10/06/27	5P			X		X	SNC- BACTERIA
Cherryfield	Cherryfield Foods, Inc.	W-006234	07/06/27	5P			X		X	
China*	BioRenewable Fuels, Inc	W-008255	08/28/17	5O					X	
Clinton	Flood Brothers Inc.	W-009024	05/03/24	5S			X			

APPENDIX B
NON-POTW Waste Discharge Licenses as of December 31, 2024
Sorted by Location
(See Key to Column Headings at the Beginning of the Appendix)

Location	Licensee	License #	Exp. Date	Type	Major	Tox	Surf	Sub	Spray	Compliance Status
Clinton	The Wright Place	W-009035	08/05/24	5S			X			
Clinton	Rogers Farm	W-009036	01/09/25	5S			X			
Clinton	Caverly Fams LLC	W-009033	06/01/25	5S			X			
Cutler	US Navy-Naval Communication Unit	W-003318	08/09/28	5R			X			
Damariscotta	Lake Pemaquid Inc.	W-003271	12/04/23	5J					X	
Deblois	Jasper Wyman & Sons	W-008269	05/08/29	5P			X		X	
Denmark	Wyonegonic Camps	W-007602	12/21/22	5J					X	
Dover-Foxcroft	Dover-Foxcroft Water District	W-007330	08/02/23	5S			X			
Dover-Foxcroft	Mayo Mills Holdings, LLC	W-009133	09/13/27	5S			X			
East Machias	Downeast Salmon Federation, EMARC	W-009088	11/19/24	6F			X			
East Machias	Cooke Aquaculture USA, Inc	W-007149	10/05/26	6F			X			
East Millinocket	Great Lakes Hydro America, LLC	W-008076	12/04/23	5R			X			
East Millinocket	Great Lakes Hydro America, LLC	W-008077	12/04/23	5R			X			

APPENDIX B
NON-POTW Waste Discharge Licenses as of December 31, 2024
Sorted by Location
(See Key to Column Headings at the Beginning of the Appendix)

Location	Licensee	License #	Exp. Date	Type	Major	Tox	Surf	Sub	Spray	Compliance Status
Eastport	Cooke Aquaculture USA	W-009244	07/02/29	6E			X			
Ellsworth	Patten Pond KOA	W-003294	09/19/28	5J					X	
Ellsworth	Black Bear Hydro Partners LLC	W-008065	07/22/24	5R			X			
Ellsworth	City of Ellsworth	W-008266	09/12/22	5S					X	
Ellsworth	Green Lake National Fish Hatchery	W-000721	08/03/20	6F			X			
Embden	Brookfield White Pine Hydro, LLC	W-000574	12/26/29	5R			X			
Embden	Dept. of Inland Fisheries & Wildlife	W-002029	10/24/29	6F			X			SNC – Phosphorous
Enfield	Bangor-Pacific Hydro Associates	W-007529	06/18/24	5R			X			
Enfield	Dept. of Inland Fisheries & Wildlife	W-002032	10/24/29	6F			X			
Enfield*	NE Renewable Power West Enfield	W-006116	12/06/26	5S			X			
Eustis	KEI (Maine) Power Mgmt LLC	W-008080	05/20/24	5R			X			
Exeter	Stonyvale Inc	W-009034	10/08/24	5S			X			
Fort Fairfield	Aroostook Waste Solutions	W-008246	08/07/22	5J					X	

APPENDIX B
NON-POTW Waste Discharge Licenses as of December 31, 2024
Sorted by Location
(See Key to Column Headings at the Beginning of the Appendix)

Location	Licensee	License #	Exp. Date	Type	Major	Tox	Surf	Sub	Spray	Compliance Status
Fort Fairfield	Pineland Farms Natural Meats Inc	W-009002	12/04/23	5S			X			
Franklin	Franklin Processing, Inc	W-007755	07/11/28	5P					X	
Franklin	University of Maine—CCAR	W-007642	05/10/21	6F			X			
Gardiner	KEI (Maine) Power Mgmt LLC	W-008081	05/03/24	5R			X			
Gardiner	Gardiner Water District	W-000953	11/02/23	5S			X			
Gouldsboro*	Palom Aquaculture	W-009080	04/16/25	6F			X			
Grand Lake Stream Plt.	Dept. of Inland Fisheries & Wildlife	W-002037	10/24/29	6F			X			
Gray	Dept. of Inland Fisheries & Wildlife	W-002031	10/30/29	6F			X			SNC – Phosphorous
Hampden	Cold Brook Energy	W-000563	10/05/21	5S			X			
Hancock	Eastern Maine Mussel Corp	W-009031	03/20/25	5P				X		
Hancock	Merrill Blueberry Farms	W-007792	12/13/27	5P					X	
Hancock	RTWB, LLC d/b/a Jasper Wyman & Son	W-003145	11/20/28	5P			X		X	
Harpswell	Running Tide Technologies, Inc	W-009203	04/16/24	6G			X			

APPENDIX B
NON-POTW Waste Discharge Licenses as of December 31, 2024
Sorted by Location
(See Key to Column Headings at the Beginning of the Appendix)

Location	Licensee	License #	Exp. Date	Type	Major	Tox	Surf	Sub	Spray	Compliance Status
Harrison	Roderick Dyer	W-008124	04/19/22	5J				X		SNC-Flow
Hartland	Hartland Redevelopment LLC	W-001915	09/16/24	5R			X			
Hollis	Nestle Water North America Inc	W-008248	11/02/23	5S					X	
Hollis	Pierce Associates Inc.	W-008127	01/11/27	6F			X			
Houlton	Tate & Lyle Ingredients Americans Inc.	W-000940	12/20/18	5N		X	X		X	
Indian Stream Twp.	Brookfield WhitePine Hydro, LLC	W-000572	12/26/29	5R			X			
Jay	Pixelle Androscoggin, LLC	W-000623	12/04/22	5N	X	X	X			
Jonesboro	Maine Wild Blueberry Co.	W-008236	10/11/27	5P					X	
Jonesport	Moosabec Mussels, Inc.	W-008152	4/25/29	5P			X			
Jonesport	Kingfish Maine	W-009238	06/25/2026	6F			X			
Kenduskeag	Cram Properties LLC	W-003618	01/15/24	5J					X	
Kingfield	Town of Kingfield (Nestle)	W-008249	07/27/28	5S				X		
Kittery	Portsmouth Naval Shipyard	W-009241	04/01/2026	5O			X			

APPENDIX B
NON-POTW Waste Discharge Licenses as of December 31, 2024
Sorted by Location
(See Key to Column Headings at the Beginning of the Appendix)

Location	Licensee	License #	Exp. Date	Type	Major	Tox	Surf	Sub	Spray	Compliance Status
Kittery	Portsmouth Naval Shipyard	W-003445	05/05/27	5R			X			
Lewiston	Brookfield WhitePine Hydro, LLC	W-007658	12/26/29	5R			X			
Limerick	Ledgemere Hydro, LLC	W-008059	06/06/24	5R			X			
Lincoln Plt.	Aziscohos Reservoir Company	W-007582	12/26/29	5R			X			
Lincoln*	Lincoln Mill Environmental Recovery Group	W-000381	08/21/16	5O			X			
Lisbon	Miller Hydro Group	W-007590	06/18/24	5R			X			
Lisbon	Maine Electronics Inc.	W-007759	07/13/20	5S		X	X			
Livermore Falls	ReEnergy Livermore Falls LLC	W-007705	07/06/21	5S			X			
Machias	Maine Wild Blueberry Co	W-008253	12/13/27	5P					X	
Machias	Maine Wild Blueberry Co.	W-006137	07/14/27	5R			X			
Machiasport	True North Maine Inc.	W-007951	04/04/23	5P			X			
Madawaska	Twin Rivers LLC	W-002727	03/09/28	5N	X	X	X			
Madison	Eagle Creek Madison Hydro, LLC	W-008063	06/06/24	5R			X			

APPENDIX B
NON-POTW Waste Discharge Licenses as of December 31, 2024
Sorted by Location
(See Key to Column Headings at the Beginning of the Appendix)

Location	Licensee	License #	Exp. Date	Type	Major	Tox	Surf	Sub	Spray	Compliance Status
Madison	GO LAB Madison, LLC	W-009157	03/07/28	5S			X			
Mars Hill	Pineland Farms Potato Co. Inc.	W-007949	02/08/26	5P					X	
Mars Hill	County Farm, LLC (Super Spud)	W-008230	03/13/28	5P					X	
Masardis	Algonquin Northern Maine GenCo	W-008069	12/20/24	5R			X			
Masardis	Daaquam Lumber Maine, Inc	W-008277	09/08/28	5S			X			
Mattawamkeag	Great Lakes Hydro America, LLC	W-008075	12/04/23	5R			X			
Milford	Black Bear Hydro Partners LLC	W-002570	01/07/24	5R			X			
Millinocket	Great lakes Hydro America, LLC	W-009101	12/26/29	5R			X			
Millinocket*	GNP Parent, LLC	W-002227	05/26/16	5N	X	X	X			
Millinocket	Katahdin Salmon Inc	W-009255	04/12/29	6F			X			
Monmouth	Tex-Tech Industries	W-000631	12/20/24	5R			X			
Moosehead Jct. Twp.	The Maine Water Company	W-008087	08/20/25	5S				X		
Moscow	Brookfield WhitePine Hydro, LLC	W-000573	12/26/29	5R			X			

APPENDIX B
NON-POTW Waste Discharge Licenses as of December 31, 2024
Sorted by Location
(See Key to Column Headings at the Beginning of the Appendix)

Location	Licensee	License #	Exp. Date	Type	Major	Tox	Surf	Sub	Spray	Compliance Status
Mount Vernon	S&K Properties (d/b/a Camp Laurel)	W-003269	08/08/28	5J					X	
Nashville Plantation	Irving Forest Products Inc	W-008263	05/15/24	5S				X	X	
New Gloucester	Dept. of Inland Fisheries & Wildlife	W-002030	10/23/29	6F			X			SNC – Phosphorous, TSS
Newcastle	Watershed Center for Creamic Art	W-008274	12/06/26	5S				X		
North Berwick	RTX Corp	W-002749	07/19/29	5N		X	X			
North Haven	Town of North Haven	W-008142	07/19/23	5S			X			
Oakland	Messalonskee Stream Hydro LLC	W-000585	06/06/24	5R			X			
Oakland	Messalonskee Stream Hydro LLC	W-000577	06/06/24	5R			X			
Old Town	ND OTM, LLC	W-002226	05/10/24	5O	X	X	X			
Old Town	Old Town Water District	W-007706	03/03/28	5S			X			
Old Town	Old Town Community Pool	W-009097	02/28/29	5S			X			
Old Town	Salmogen Company Inc	W-009258	09/25/29	6E			X			
Orland	W.R.. Allen, Inc	W-007791	08/29/28	5P					X	

APPENDIX B
NON-POTW Waste Discharge Licenses as of December 31, 2024
Sorted by Location
(See Key to Column Headings at the Beginning of the Appendix)

Location	Licensee	License #	Exp. Date	Type	Major	Tox	Surf	Sub	Spray	Compliance Status
Orland	Craig Brook Nat'l Hatchery	W-001285	02/02/15	6F			X			
Orono	Orono-Veazie Water District	W-007954	04/09/20	5S			X			
Orrington*	Mallinckroot	W-001048	05/03/24	5N			X			
Palermo	Dept. of Inland Fisheries & Wildlife	W-002035	10/30/29	6F			X			
Parsonsfield (Kezar Falls)	Kezar Falls Hydro LLC	W-008060	06/04/24	5R			X			
Perry	Passama-quoddy Water District	W-007568	12/19/27	5S			X			
Phillips*	Dept. of Inland Fisheries & Wildlife	W-002036	10/24/29	6F			X			
Pierce Pond Township	Nestle Waters, N.A., Inc	W-000905	09/06/21	6F			X			
Plymouth	Soil Preparation, Inc.	W-007882	05/06/19	5J					X	
Presque Isle	Eugene & Heidi Knight (d/b/a Golden Gate Park)	W-008159	09/12/28	5J					X	
Presque Isle	McCain Foods USA, Inc.	W-008085	06/02/20	5N		X	X			
Rangeley	Cooke Aqualculture USA, Inc	W-004701	10/20/20	6F			X			
Raymond	Auto Bath	W-008260	09/12/28	5S				X	X	

APPENDIX B
NON-POTW Waste Discharge Licenses as of December 31, 2024
Sorted by Location
(See Key to Column Headings at the Beginning of the Appendix)

Location	Licensee	License #	Exp. Date	Type	Major	Tox	Surf	Sub	Spray	Compliance Status
Rockland	Danisco USA, Inc	W-001999	11/02/22	5R			X			
Rockland	Dragon Products Co. LLC	W-009025	09/13/23	5R			X			
Rockport	Maine Water Company	W-008267	07/14/22	5S				X	X	
Rumford	ND Paper, Inc – Rumford Division	W-000955	12/04/22	5N	X	X	X			
Rumford	Rumford Falls Hydro LLC	W-008083	12/26/29	5R			X			
Saco	Brookfield WhitePine Hydro, LLC	W-000584	12/26/29	5R			X			
Searsmont	Robbins Lumber Inc/Georges River Energy, LLC	W-008268	07/20/22	5S			X			SNC-Flow
Searsport	GAC Chemical Corporation	W-002530	02/02/21	5S			X			
Searsport	Sprague Operating Resources, LLC	W-002564	10/07/25	5S			X			
Searsport	Irving Oil Terminals, Inc.	W-001373	10/21/25	5S			X			
Searsport	Irving Oil Terminals, Inc.	W-000942	10/21/25	5S			X			
Skowhegan	S. D. Warren-Somerset Plant	W-000385	12/04/20	5N	X	X	X			
Skowhegan	Brookfield WhitePine Hydro, LLC	W-000583	12/26/29	5R			X			

APPENDIX B
NON-POTW Waste Discharge Licenses as of December 31, 2024
Sorted by Location
(See Key to Column Headings at the Beginning of the Appendix)

Location	Licensee	License #	Exp. Date	Type	Major	Tox	Surf	Sub	Spray	Compliance Status
Smithfield	Camp Matoaka, Inc.	W-006097	01/11/27	5J					X	
Smithfield	Belgrade Regional Conservation Alliance	W-009189	05/31/23	5U			X			
South Bristol	Mook Sea Farms, Inc	W-009162	04/18/28	5P			X			
South Portland	Citgo Petroleum Corp.	W-000637	10/08/24	5S			X			
South Portland	Buckeye South Portland Terminal LLC	W-002653	12/16/24	5S			X			
South Portland	Clean Harbors Environmental Services, Co.	W-000647	03/20/25	5S			X			
South Portland	Sprague Operating Resources, LLC	W-000886	12/21/28	5S			X			
South Portland	Gulf Oil Limited Partnership	W-000737	12/16/24	5S			X			
South Portland	Portland Pipeline Corporation	W-002651	08/21/25	5S			X			
South Portland	Global Companies, LLC	W-002565	09/13/27	5S			X			
Standish	Circle K	W-008270	05/15/24	5S				X		
T3 Indian Purchase	Great Lakes Hydro America, LLC	W-008078	12/04/23	5R			X			
T3 R11	Great Lakes Hydro America, LLC	W-008079	12/04/23	5R			X			

APPENDIX B
NON-POTW Waste Discharge Licenses as of December 31, 2024
Sorted by Location
(See Key to Column Headings at the Beginning of the Appendix)

Location	Licensee	License #	Exp. Date	Type	Major	Tox	Surf	Sub	Spray	Compliance Status
Taunton & Raynham Twp.	Eagle Creek Kennebec Hydro, LLC	W-008054	12/26/29	5R			X			
Topsham	Topsham Hydro Partners	W-008058	12/26/29	5R			X			
Topsham	Brunswick-Topsham Water District	W-009192	01/03/24	5S			X			
Trenton	Acadia Aqua Farms, LLC	W-009126	08/19/26	5P			X			
Turner	Hillandale Farms Conn, LLC	W-008094	08/22/28	5O					X	
Vassalboro	Kennebec Water District	W-009259	11/08/29	5S			X			
Veazie	Casco Bay Energy Co., L.C.C.	W-008016	09/14/27	5O			X			
Waldoboro	Ledvance, LLC	W-000714	09/07/21	5S			X			
Waldoboro	Amercian Unagi	W-009202	04/23/24	6E			X			
Warren	Aqua Maine Inc.	W-008214	12/13/27	5S				X		
Washburn	Penobscot McCrum, LLC	W-008272	05/04/25	5P			X		X	
Waterville	Maine Central Railroad	W-006634	05/17/22	5O			X			
Waterville	Huhtamaki, Inc	W-009105	12/20/23	5R			X			
Westbrook	S.D. Warren	W-002224	07/11/23	5N	X	X	X			

APPENDIX B
NON-POTW Waste Discharge Licenses as of December 31, 2024
Sorted by Location
(See Key to Column Headings at the Beginning of the Appendix)

Location	Licensee	License #	Exp. Date	Type	Major	Tox	Surf	Sub	Spray	Compliance Status
Whiting	Looks Gourmet Food Company, Inc	W-009191	02/13/24	5P			X			
Winslow	Hydro Kennebec LLC	W-007579	12/26/29	5R			X			
Woolwich	Bath Water District	W-008140	07/19/23	5S			X			
Yarmouth	FPL Energy Wyman LLC	W-000634	06/17/13	5R	X	X	X			
York	The Goldenrod	W-002862	07/06/27	5R			X			
York	York Water District	W-009119	12/16/24	5U			X			

		LICENSES	EXP. DATE	TYPE	MAJ	TOX	SURF	SUB	SPRAY	COMPLIANCE STATUS
TOTALS		189	---	---	10	14	152	13	36	SNC =8

Does not include the following:

Atlantic Salmon Aquaculture facilities licensed under General Permit #MEG130000 – see Appendix C

Antifouling Paint Contaminated Vessel Wash Water facilities licensed under General Permit #MEG170000 – see Appendix D

Aquatic Pesticide Discharges licensed under General Permit #MEG140000 – see Appendix E

Application of Piscicides discharges licensed under General Permit #MEG180000 – see Appendix F

Aquatic Herbicide Discharges licensed under General Permit #MEG150000 – see Appendix G

Discharges of Pesticides to Surface Waters under General Permit #MEG230000 – see Appendix H

Discharges of Waste Snow to Ground Waters under General Permit #MEG220000 – see Appendix I

Discharges of Waste Snow to Surface Waters under General Permit #MEG210000 – see Appendix J

APPENDIX C

Atlantic Salmon Aquaculture Facilities Approved Under General Permit MEG130000 As of December 31, 2024 Sorted by Location

LICENSEE	LOCATION	LICENSE #	MEPDES #	DATE APPROVED	TYPE	NOTES
Cooke Aquaculture USA, Inc.	Beals	W-009116	MEG130029	6/13/14	6H	Sand Cove site
Cooke Aquaculture USA, Inc.	Beals	W-009117	MEG130030	6/13/14	6H	Spectacle Island site
Cooke Aquaculture USA, Inc.	Cutler	W-008228	MEG130017	5/30/14	6H	Cutler West site
Cooke Aquaculture USA, Inc.	Cutler	W-009112	MEG130025	5/30/14	6H	Cross Island site
Cooke Aquaculture USA, Inc.	Cutler	W-009114	MEG130027	5/30/14	6H	Cross Island North site
Cooke Aquaculture USA, Inc.	Eastport	W-009040	MEG130018	5/30/14	6H	Deep Cove site
Cooke Aquaculture USA, Inc.	Eastport	W-009115	MEG130028	5/30/14	6H	Broad Cove
Cooke Aquaculture USA, Inc.	Frenchboro	W-009065	MEG130023	5/30/14	6H	Black Island South
Cooke Aquaculture USA, Inc.	Frenchboro	W-009113	MEG130026	5/30/14	6H	Black Island
Cooke Aquaculture USA, Inc.	Jonesport	W-009147	MEG120032	4/11/16	6H	Calf Island
Cooke Aquaculture USA, Inc.	Lubec	W-009042	MEG130020	5/30/14	6H	South Bay site
Cooke Aquaculture USA, Inc.	Machiasport	W-008165	MEG130001	6/13/14	6H	Starboard Island site
Cooke Aquaculture USA, Inc.	Swans Island	W-009066	MEG130024	5/30/14	6H	Scrag Island

NUMBER OF FACILITIES = 13

NOTE: General Permit MEG130000 / W009020 expires on April 10, 2019 (Permit remains in effect as the Department has stated its intent to renew the permit).

APPENDIX D

Antifouling Paint Contaminated Vessel Wash Water
Approved Under General Permit MEG170000
As of December 31, 2024
Sorted by Location

LICENSEE	LOCATION	LICENSE #	MEPDES #	DATE APPROVED	TYPE	NOTES
Seal Cove Boatyard Inc.	Brooksville	W-009124	MEG170006	12/15/2014	5Y	

NUMBER OF FACILITIES = 1

NOTE: General Permit MEG170000 / W009046 expires on July 22, 2025.

APPENDIX E

Aquatic Pesticide Application For Control of Mosquitos Approved Under General Permit MEG140000

As of December 31, 2024

Sorted by Location

LICENSEE	LOCATION	LICENSE #	MEPDES #	DATE APPROVED	TYPE	NOTES
TOWN OF KITTERY	KITTERY	W-009021	MEG140002	04/25/2016	5Y	PERMIT FOR TREATMENT OF 18 FRESHWATER AND 1 SALTWATER WETLANDS QUALIFYING AS MOSQUITO BREEDING HABITAT
TOWN OF YORK	YORK	W-009014	MEG140003	04/25/2016	5Y	PERMIT FOR TREATMENT OF 12 FRESHWATER WETLANDS QUALIFYING AS MOSQUITO BREEDING HABITAT

NUMBER OF FACILITIES = 2

NOTE: General Permit MEG140000 / #W008226 expires July 17, 2020. (Permit remains in effect as the Department has stated its intent to renew the permit).

APPENDIX F

Application of Piscicides for the Control of Invasive Fishes
Approved Under General Permit MEG180000
As of December 31, 2024
Sorted by Location

LICENSEE	LOCATION	LICENSE #	MEPDES #	DATE APPROVED	TYPE	NOTES
----------	----------	-----------	----------	------------------	------	-------

NUMBER OF FACILITIES = 0

NOTE: General Permit MEG180000 / #W009045 expires June 18, 2025.

APPENDIX G

Aquatic Herbicide Discharges
Approved Under General Permit MEG150000
As of December 31, 2024
Sorted by Location

LICENSEE	LOCATION	LICENSE #	MEPDES #	DATE APPROVED	TYPE	NOTES
Maine DEP – Invasive Aquatic Species Program	Lebanon	W-009166	MEG15006	6/26/18	5Y	Northeast Pond
Maine DEP – Invasive Aquatic Species Program	Winthrop	W-009213	MEG150007	7/15/19	5Y	Cobbosseecontee Lake
Maine DEP – Invasive Aquatic Species Program	Winthrop/ Monmouth	W-009235	MEG150008	7/16/20	5Y	Annabessacook Lake

NUMBER OF FACILITIES = 3

NOTE: General Permit MEG150000 / #W009004 expires 6/2/22. (Permit remains in effect as the Department has stated its intent to renew the permit).

APPENDIX H

Discharges of Pesticides to Surface Waters
Approved Under General Permit MEG230000
As of December 31, 2024
Sorted by Location

LICENSEE	LOCATION	LICENSE #	MEPDES #	DATE APPROVED	INSPECTOR	TYPE	NOTES
Maine DACF	Augusta	W-009136	MEG230001	03/02/15		5Y	Statewide
Irving Woodlands, LLC	Fort Kent	W-009150	MEG230002	07/21/16		5Y	Statewide

NUMBER OF FACILITIES = 2

NOTE: General Permit MEG230000 / W009129 expires March 2, 2020. (Permit remains in effect as the Department has stated its intent to renew the permit).

APPENDIX I

**Discharges of Waste Snow to Ground Waters
Approved Under General Permit MEG220000
As of December 31, 2024
Sorted by Location**

LICENSEE	LOCATION	LICENSE #	MEPDES #	DATE APPROVED	TYPE	NOTES
City of Bangor	Bangor	W009224	MEG220003	2/12/20	5Y	Mexico Snow Dump
Bath Iron Works Corp	Brunswick	W009137	MEG220002	8/15/19	5Y	BIW, Brunswick Snow Dump
Town of Dixfield	Dixfield	W009122	MEG220001	10/19/19	5Y	Dixfield Snow Dump
Town of Mexico	Mexico	W009225	MEG220004	2/12/20	5Y	Mexico Snow Dump

NUMBER OF FACILITIES = 4

NOTE: General Permit MEG220000 / W009107 expires June 13, 2024. (Permit remains in effect as the Department has stated its intent to renew the permit).

APPENDIX J

**Discharges of Waste Snow to Surface Waters
Approved Under General Permit MEG210000
As of December 31, 2024
Sorted by Location**

LICENSEE	LOCATION	LICENSE #	MEPDES #	DATE APPROVED	TYPE	NOTES
City of Bath	Bath	W-009144	MEG210006	10/3/19	5Y	Bath Snow Dump
Town of Bar Harbor	Bar Harbor	W-009154	MEG210008	8/15/19	5Y	Bar Harbor Snow Dump
Town of Boothbay Harbor	Boothbay Harbor	W-009153	MEG210007	10/17/2022	5Y	Boothbay Harbor Snow Dump
Town of Camden	Camden	W-009140	MEG210005	8/15/19	5Y	Camden Snow Dump
Town of Rockland	Rockland	W-009155	MEG210009	8/15/19	5Y	Rockland Snow Dump
Town of Sanford	Sanford	W-009125	MEG210003	8/15/19	5Y	Sanford Snow Dump
Town of Wiscasset	Wiscasset	W-009111	MEG210001	2/12/20	5Y	Wiscasset Snow Dump

NUMBER OF FACILITIES = 7

NOTE: General Permit MEG210000 / W009106 expires June 13, 2024. (Permit remains in effect as the Department has stated its intent to renew the permit).

APPENDIX K

WASTEWATER FACILITIES PROJECTED UPGRADE NEEDS

Wastewater Facilities Projected Upgrade Needs

Maine's Clean Water State Revolving Fund (CWSRF) was established to maintain and improve the state's inventory of Publicly Owned Treatment Works (POTWs) in perpetuity. However, the state's wastewater infrastructure needs are greater than the fund's ability to provide affordable financing. Many communities, especially smaller, less affluent communities and districts, do not have the financial capability to borrow the sums of money needed to properly maintain and upgrade sewers, pumping stations and treatment facilities. The table below is from the Department's 2022 Clean Watersheds Needs Survey and lists wastewater needs. These documented needs are determined from engineering studies and capital improvement plans for municipalities and districts. Forty-two percent of Maine's wastewater communities responded to the survey.

Municipality or District	Total Costs (2022-2041)	Wastewater Treatment	Sewer Replacement or Rehabilitation	New Collector or Interceptor Sewers	Combined Sewer Overflow Correction	Stormwater
Arundel, Town of	\$0	\$0	\$0	\$0	\$0	\$0
Anson-Madison	\$54,869,526	\$53,140,612	\$1,728,914	\$0	\$0	\$0
Auburn Sewerage District	\$3,130,235	\$0	\$19,558	\$0	\$0	\$3,110,677
Baileyville	\$2,843,009	\$1,043,834	\$1,799,175	\$0	\$0	\$0
Bangor, City of	\$100,749,427	\$2,410,306	\$0	\$4,118,397	\$53,157,727	\$41,062,997
Bar Harbor, Town of	\$34,216,383	\$7,657,941	\$9,745,609	\$0	\$16,812,833	\$0
Bath, City of	\$67,752,718	\$18,894,334	\$32,630,234	\$0	\$16,228,150	\$0
Berwick Sewer District	\$9,748,456	\$9,748,456	\$0	\$0	\$0	\$0
Belfast	\$5,426,036	\$4,014,014	\$1,412,022	\$0	\$0	\$0
Bethel, Town of	\$3,226,395	\$2,219,570	\$1,006,825	\$0	\$0	\$0
Biddeford, City of	\$60,494,662	\$4,011,167	\$3,653,417	\$0	\$41,134,346	\$11,695,732
Bingham	\$1,494,579	\$1,423,409	\$71,170	\$0	\$0	\$0
Blue Hill, Town of	\$5,587,860	\$5,484,381	\$103,479	\$0	\$0	\$0
Boothbay Harbor	\$15,908,022	\$11,685,241	\$3,748,311	\$474,470	\$0	\$0
Brewer	\$7,693,186	\$0	\$6,064,214	\$0	\$1,628,972	\$0
Bridgton, Town of	\$6,478,538	\$0	\$0	\$6,478,538	\$0	\$0
Brownville	\$1,348,569	\$817,185	\$531,384	\$0	\$0	\$0
Brunswick	\$55,244,091	\$6,151,026	\$3,684,549	\$0	\$0	\$45,408,516
Bucksport, Town of	\$0	\$0	\$0	\$0	\$0	\$0
Calais, City of	\$2,334,361	\$2,239,467	\$94,894	\$0	\$0	\$0
Camden, Town of	\$8,515,732	\$0	\$6,277,439	\$2,238,293	\$0	\$0
Caribou	\$10,792,911	\$2,207,921	\$8,584,990	\$0	\$0	\$0
Castine	\$5,548,758	\$18,979	\$5,529,779	\$0	\$0	\$0
Clinton	\$6,168,108	\$0	\$6,168,108	\$0	\$0	\$0
Corinna Sewer District	\$3,147,848	\$1,897,111	\$1,250,737	\$0	\$0	\$0
Danforth	\$2,896,568	\$2,256,358	\$640,210	\$0	\$0	\$0
Dexter	\$3,308,958	\$1,268,264	\$2,040,694	\$0	\$0	\$0

Municipality or District	Total Cost (2020-2030)	Wastewater Treatment	Sewer Replacement or Rehabilitation	New Collector or Interceptor Sewers	Combined Sewer Overflow Correction	Stormwater
Dixfield	\$1,157,706	\$0	\$1,157,706	\$0	\$0	\$0
Dover-Foxcroft	\$1,215,579	\$1,215,579	\$0	\$0	\$0	\$0
Eagle Lake Water & Sewer District	\$7,928,028	\$6,020,849	\$1,907,179	\$0	\$0	\$0
East Machias	\$208,742	\$57,480	\$151,262	\$0	\$0	\$0
East Millinocket	\$2,274,491	\$0	\$2,066,979	\$207,512	\$0	\$0
Eastport	\$510,530	\$0	\$0	\$510,530	\$0	\$0
Eliot, Town of	\$20,390,730	\$0	\$0	\$20,390,730	\$0	\$0
Ellsworth, City of	\$15,320,166	\$1,955,785	\$5,319,735	\$0	\$0	\$8,044,646
Falmouth, Town of	\$25,269,534	\$7,058,685	\$18,210,849	\$0	\$0	\$0
Farmington, Town of	\$909,084	\$434,614	\$474,470	\$0	\$0	\$0
Fort Fairfield Utilities District	\$2,531,465	\$0	\$2,531,465	\$0	\$0	\$0
Fort Kent, Town of	\$17,077,452	\$0	\$12,870,715	\$0	\$0	\$4,206,737
Freeport	\$26,244,693	\$12,059,522	\$4,135,888	\$0	\$0	\$10,049,283
Frenchville, Town of	\$168,702	\$168,702	\$0	\$0	\$0	\$0
Gardiner, City of	\$6,068,558	\$2,216,767	\$1,010,791	\$0	\$0	\$2,841,000
GAUD	\$54,886,510	\$7,464,863	\$21,244,239	\$0	\$4,781,327	\$21,396,081
Gorham	\$15,381,620	\$0	\$6,683,237	\$8,698,383	\$0	\$0
Grand Isle	\$1,782,014	\$1,245,542	\$0	\$536,472	\$0	\$0
Great Salt Bay	\$203,594	\$0	\$203,594	\$0	\$0	\$0
Guilford	\$2,955,454	\$702,390	\$2,253,064	\$0	\$0	\$0
Hamlin	\$341,618	\$0	\$341,618	\$0	\$0	\$0
Hampden, Town of	\$17,366,661	\$0	\$17,366,661	\$0	\$0	\$0
Hartland, Town of	\$7,396,127	\$4,175,334	\$3,220,793	\$0	\$0	\$0
Hermon, Town of	\$0	\$0	\$0	\$0	\$0	\$0
Houlton	\$1,672,506	\$1,329,464	\$343,042	\$0	\$0	\$0
Howland	\$2,576,370	\$1,945,326	\$631,044	\$0	\$0	\$0
Isleboro	\$2,469,179	\$0	\$2,469,179	\$0	\$0	\$0
Jackman	\$525,499	\$111,404	\$414,095	\$0	\$0	\$0
Jonesport	\$9,936,074	\$7,845,064	\$0	\$2,091,010	\$0	\$0
Kennebec Sanitary Treatment District	\$11,048,503	\$0	\$0	\$0	\$11,048,503	\$0
Kennebunk Sewer District	\$25,739,985	\$22,205,184	\$3,534,801	\$0	\$0	\$0
Kennebunkport, Town of	\$1,197,744	\$394,125	\$803,619	\$0	\$0	\$0
Kittery, Town of	\$3,272,350	\$1,545,320	\$1,727,030	\$0	\$0	\$0
LAWPCA	\$18,669,626	\$10,603,640	\$0	\$0	\$8,065,986	\$0
Lewiston	\$34,699,617	\$0	\$12,331,417	\$0	\$1,245,074	\$21,123,126
Limerick	\$669,001	\$312,926	\$356,075	\$0	\$0	\$0

Municipality or District	Total Cost (2020-2030)	Wastewater Treatment	Sewer Replacement or Rehabilitation	New Collector or Interceptor Sewers	Combined Sewer Overflow Correction	
Limestone Water & Sewer District	\$1,039,517	\$1,039,517	\$0	\$0	\$0	\$0
Lincoln Sanitary District	\$0	\$0	\$0	\$0	\$0	\$0
Lisbon	\$13,245,994	\$4,081,646	\$5,925,083	\$0	\$0	\$3,239,265
Livermore Falls, Town of	\$16,843,677	\$12,336,214	\$4,507,463	\$0	\$0	\$0
Lubec, Town of	\$1,620,580	\$1,620,580	\$0	\$0	\$0	\$0
Madawaska, Town of	\$9,198,214	\$9,198,214	\$0	\$0	\$0	\$0
Mapleton Sewer District	\$3,025,568	\$2,035,475	\$990,093	\$0	\$0	\$0
Mars Hill	\$4,360,175	\$4,360,175	\$0	\$0	\$0	\$0
Mattawamkeag, Town of	\$1,496,241	\$632,101	\$864,140	\$0	\$0	\$0
Mechanic Falls	\$1,827,957	\$0	\$1,827,957	\$0	\$0	\$0
Millbridge	\$654,768	\$654,768	\$0	\$0	\$0	\$0
Milford	\$47,441	\$0	\$0	\$0	\$47,441	\$0
Millinocket, Town of	\$4,183,874	\$0	\$4,183,874	\$0	\$0	\$0
Milo	\$8,599,460	\$4,806,121	\$3,793,339	\$0	\$0	\$0
MSAD52	\$474,470	\$474,470	\$0	\$0	\$0	\$0
Mount Desert, Town of	\$1,945,326	\$0	\$1,945,326	\$0	\$0	\$0
Mount Desert Island HS	\$2,796,673	\$2,796,673	\$0	\$0	\$0	\$0
Northport Village Corp - Bayville	\$180,299	\$94,894	\$85,405	\$0	\$0	\$0
Newport	\$3,413,531	\$220,354	\$3,193,177	\$0	\$0	\$0
North Berwick Sanitary District	\$4,664,038	\$3,558,523	\$1,105,515	\$0	\$0	\$0
Norridgewock	\$474,470	\$284,682	\$189,788	\$0	\$0	\$0
North Haven	\$1,423,409	\$0	\$1,423,409	\$0	\$0	\$0
Norway, Town of	\$4,466,444	\$1,784,348	\$2,682,096	\$0	\$0	\$0
Ogunquit	\$39,773,811	\$38,410,657	\$1,363,154	\$0	\$0	\$0
Old Orchard Beach, Town of	\$29,430,537	\$18,872,977	\$10,557,560	\$0	\$0	\$0
Old Town, City of	\$11,003,051	\$8,985,640	\$2,017,411	\$0	\$0	\$0
Orono	\$6,642,577	\$2,372,349	\$4,270,228	\$0	\$0	\$0
Oxford, Town of	\$511,478	\$203,073	\$308,405	\$0	\$0	\$0
Patten	\$2,798,337	\$2,435,050	\$363,287	\$0	\$0	\$0
Pittsfield	\$8,197,953	\$0	\$8,197,953	\$0	\$0	\$0
Portland, City of	\$188,744,095	\$0	\$42,197,437	\$0	\$109,278,524	\$37,268,134
Presque Isle Utilities District	\$22,577,095	\$0	\$22,577,095	\$0	\$0	\$0
PWD - Biosolids Facility	\$88,930,814	\$88,930,814	\$0	\$0	\$0	\$0

Municipality or District	Total Cost (2020-2030)	Wastewater Treatment	Sewer Replacement or Rehabilitation	New Collector or Interceptor Sewers	Combined Sewer Overflow Correction	
PWD - Cape Elizabeth	\$14,861,205	\$2,917,989	\$11,943,216	\$0	\$0	\$0
PWD - Cumberland, Town of	\$9,826,891	\$0	\$9,826,891	\$0	\$0	\$0
PWD - EE	\$99,225,816	\$81,545,094	\$17,633,275	\$0	\$47,447	\$0
PWD - Gorham, Town of	\$0	\$0	\$0	\$0		
PWD - Little Falls	\$1,287,466	\$0	\$1,287,466	\$0	\$0	\$0
PWD - Peaks Island	\$11,717,111	\$11,432,429	\$94,894	\$0	\$0	\$189,788
PWD - S. Windham Collection System	\$0	\$0	\$0	\$0	\$0	\$0
PWD - Westbrook Sewer System	\$0	\$0	\$0	\$0	\$0	\$0
PWD - Westbrook Regional WWTF	\$14,122,402	\$6,206,064	\$4,808,561	\$0	\$3,107,777	\$0
Randolph, Town of	\$0	\$0	\$0	\$0	\$0	\$0
Rangeley	\$12,331,469	\$2,415,051	\$427,023	\$9,489,395	\$0	\$0
Rockland, City of	\$18,227,533	\$2,088,926	\$0	\$133,240	\$16,005,367	\$0
Rockport	\$25,722,948	\$15,659,970	\$0	\$10,062,978	\$0	\$0
RSU 14	\$2,609,584	\$2,609,584	\$0	\$0	\$0	\$0
Rumford-Mexico Sewerage District	\$7,426,424	\$5,885,461	\$1,540,963	\$0	\$0	\$0
Sabattus Sanitary District	\$13,419,575	\$13,419,575	\$0	\$0	\$0	\$0
Saco, City of	\$99,734,835	\$51,600,452	\$9,880,406	\$0	\$5,733,384	\$32,520,593
Sanford Sewerage District	\$38,572,442	\$27,326,729	\$4,298,062	\$0	\$0	\$6,947,651
Scarborough Sanitary District	\$7,138,897	\$4,444,100	\$2,272,845	\$0	\$0	\$421,952
Searsport, Town of	\$0	\$0	\$0	\$0	\$0	\$0
Sinclair	\$166,065	\$166,065	\$0	\$0	\$0	\$0
Skowhegan	\$2,158,310	\$0	\$1,176,127	\$0	\$0	\$982,183
Sorrento, Town of	\$268,920	\$0	\$268,920	\$0	\$0	\$0
South Berwick	\$12,051,532	\$12,051,532	\$0	\$0	\$0	\$0
South Portland, City of	\$30,665,193	\$454,727	\$0	\$0	\$28,663,529	\$1,546,937
Southwest Harbor	\$14,401,369	\$6,525,171	\$7,876,198	\$0	\$0	\$0
St. Agatha, Town of	\$71,170	\$0	\$71,170	\$0	\$0	\$0
Stonington Sanitary District	\$4,123,706	\$1,177,249	\$1,333,260	\$1,613,197	\$0	\$0
Thomaston, Town of	\$1,210,739	\$537,094	\$673,645	\$0	\$0	\$0
Topsham	\$8,436,435	\$0	\$0	\$0	\$0	\$8,436,435
Unity	\$156,575	\$0	\$156,575	\$0	\$0	\$0
Van Buren, Town of	\$6,434,586	\$0	\$6,434,586	\$0	\$0	\$0
Vassalboro	\$2,090,348	\$0	\$588,849	\$1,501,499	\$0	\$0
Veazie Sewer District	\$4,675,478	\$1,237,425	\$3,438,053	\$0	\$0	\$0
Verona Island, Town of	\$0	\$0	\$0	\$0	\$0	\$0

Municipality or District	Total Cost (2020-2030)	Wastewater Treatment	Sewer Replacement or Rehabilitation	New Collector or Interceptor Sewers	Combined Sewer Overflow Correction	Stormwater
Vinalhaven, Town of	\$2,712,892	\$1,423,376	\$1,289,516	\$0	\$0	\$0
Waldoboro Utility District	\$3,360,669	\$2,603,771	\$756,898	\$0	\$0	\$0
Washburn Water & Sewer District	\$5,642,693	\$69,862	\$5,572,831	\$0	\$0	\$0
Wells Sanitary District	\$47,348,395	\$37,694,819	\$9,653,576	\$0	\$0	\$0
Westbrook, Town of	\$11,563,232	\$0	\$2,219,570	\$0	\$0	\$9,343,662
Whitneyville	\$474,470	\$0	\$474,470	\$0	\$0	\$0
Winslow, Town of	\$19,857,307	\$0	\$19,857,307	\$0	\$0	\$0
Winthrop	\$3,449,733	\$0	\$3,449,733	\$0	\$0	\$0
Winterport	\$11,403,186	\$9,030,837	\$2,372,349	\$0	\$0	\$0
Wiscasset	\$44,917,822	\$28,095,729	\$11,940,376	\$4,881,717	\$0	\$0
Yarmouth	\$19,219,693	\$7,528,267	\$11,691,426	\$0	\$0	\$0
York Sewer District	\$17,630,280	\$5,693,637	\$753,311	\$11,183,332	\$0	\$0
*Decentralized	\$763,632,162					
*Non-Point Source	\$340,268,424					
Totals	\$3,107,724,797	\$813,788,960	\$503,522,204	\$94,298,366	\$316,986,387	\$275,228,294

*In addition approximately \$1 billion in needs were identified though state specific approaches to account for non-point source and decentralized wastewater needs not specifically entered by cities and town.

CS =	COLLECTION SYSTEM
PCF =	POLLUTION CONTROL FACILITY
SD =	SEWER DISTRICT
STP =	SEWAGE TREATMENT PLANT
WPCF =	WATER POLLUTION CONTROL FACILITY
WWTF =	WASTEWATER TREATMENT FACILITY
WWTP =	WASTEWATER TREATMENT PLANT

APPENDIX L

Facilities with Active NOIs by Sector for the MSGP Program. (Several facilities are included in multiple sectors)

OWNER NAME	FACILITY NUMBER	PERMIT ID	CITY
SECTOR: A - TIMBER PRODUCTS			
HUBER ENGINEERED WOODS LLC	FN0000000456	MER05C265	ASHLAND
MAINE WOODS PELLET COMPANY, LLC	FN0000003009	MER05B927	ATHENS
MB BARK, LLC	FN0000002902	MER05B893	AUBURN
WOODLAND PULP LLC	FN0000002128	MER05B608	BAILEYVILLE
HAMMOND LUMBER COMPANY	FN0000000370	MER05B369	BELGRADE
LONGLEAF LUMBER INC.	FN0000005101	MER05C126	BERWICK
HANCOCK LUMBER COMPANY, INC.	FN0000001189	MER05B170	BETHEL
R. E. LOWELL LUMBER, CO., INC.	FN0000000282	MER05B304	BUCKFIELD
PRIDE MANUFACTURING COMPANY, LLC	FN0000001382	MER05B679	BURNHAM
HANCOCK LUMBER COMPANY, INC.	FN0000001189	MER05B371	CASCO
CHESTER FOREST PRODUCTS, LLC	FN0000000962	MER05B583	CHESTER
HERBERT C. HAYNES, INC.	FN0000003700	MER05B954	CHESTER
TREELINE, INC.	FN0000004062	MER05B957	CHESTER
A & A BROCHU, LLC	FN0000005926	MER05C208	CLINTON
IRVING FOREST PRODUCTS, INC.	FN0000000337	MER05B345	DIXFIELD
PLEASANT RIVER LUMBER COMPANY	FN0000002868	MER05B882	DOVER-FOXCROFT
BELL TIMBER, INC.	FN0000001867	MER05B759	EAST NEWPORT
HUBER ENGINEERED WOODS LLC	FN0000000456	MER05B422	EASTON
YORK WOODS TREE SERVICE LLC	FN0000004884	MER05C068	ELIOT
IRVING WOODLANDS LLC	FN0000004955	MER05C093	FORT KENT
CLEAN MAINE CARBON, LLC	FN0000006752	MER05C266	GREENVILLE

APPENDIX L

Facilities with Active NOIs by Sector for the MSGP Program. (Several facilities are included in multiple sectors)

OWNER NAME	FACILITY NUMBER	PERMIT ID	CITY
HARDWOOD PRODUCTS COMPANY LLC	FN0000000133	MER05B183	GUILFORD
ROBBINS LUMBER, INC.	FN00000002868	MER05C070	HANCOCK
PIXELLE ANDROSCOGGIN LLC	FN00000002409	MER05B790	JAY
N. C. HUNT, INC.	FN00000000214	MER05B250	JEFFERSON
GERRITY INDUSTRIES	FN00000004905	MER05C080	LEEDS
PALLETONE OF MAINE, INC.	FN00000000245	MER05B276	LIVERMORE FALLS
LOVELL LUMBER COMPANY	FN00000000771	MER05B553	LOVELL
DAAQUAM LUMBER MAINE INC.	FN00000005245	MER05C157	MASARDIS
THE MAINE WOOD TREATERS, INC.	FN00000000215	MER05B253	MECHANIC FALLS
THE SCOTTS COMPANY LLC	FN00000001794	MER05B738	MEDWAY
A & A BROCHU, LLC	FN00000005926	MER05B997	MILLINOCKET
HUBER RESOURCES CORP.	FN00000001882	MER05B767	MILLINOCKET
LUMBRA HARDWOODS INC.	FN00000000780	MER05B556	MILO
MILO CHIP LLC	FN00000004398	MER05B986	MILO
MOOSE RIVER LUMBER COMPANY, INC.	FN00000000306	MER05B323	MOOSE RIVER
IRVING FOREST PRODUCTS, INC.	FN00000000337	MER05B438	NASHVILLE PLANTATION
MASCHINO & SONS LUMBER COMPANY, INC.	FN00000001501	MER05B707	NEW GLOUCESTER
LOUISIANA-PACIFIC CORPORATION	FN00000000769	MER05B552	NEW LIMERICK
MAINE WOOD TURNING, INC.	FN00000000220	MER05B255	NEW VINEYARD
COUSINEAU WOOD PRODUCTS OF MAINE, LLC	FN00000002390	MER05B786	NORTH ANSON
OAK WOODS LUMBER, INC.	FN00000000243	MER05B636	NORTH BERWICK
IRVING WOODLANDS LLC	FN00000004955	MER05C094	OAKFIELD
MADDEN TIMBERLANDS, INC.	FN00000000204	MER05B243	PASSADUMKEAG

APPENDIX L

Facilities with Active NOIs by Sector for the MSGP Program. (Several facilities are included in multiple sectors)

OWNER NAME	FACILITY NUMBER	PERMIT ID	CITY
HANCOCK LUMBER COMPANY, INC.	FN0000001189	MER05B222	PITTSFIELD
OLDCASTLE LAWN & GARDEN, INC.	FN0000002518	MER05B797	POLAND SPRING
MAINE WOODS COMPANY LLC	FN0000002428	MER05B789	PORTAGE
PORTAGE WOOD PRODUCTS, LLC	FN0000004950	MER05C092	PORTAGE
L.E. TAYLOR AND SONS	FN0000000142	MER05B194	PORTER
COLUMBIA FOREST PRODUCTS, INC.	FN0000001376	MER05B675	PRESQUE ISLE
BOISE CASCADE BUILDING MATERIALS DISTRIBUTION, L.L.C.	FN0000004998	MER05C103	SACO
SEBASTICOOK LUMBER LLC	FN0000005980	MER05C222	SAINT ALBANS
ROBBINS LUMBER, INC.	FN0000002868	MER05C115	SANFORD
CHEP RECYCLED PALLET SOLUTIONS, LLC	FN0000005259	MER05C161	SCARBOROUGH
ROBBINS LUMBER, INC.	FN0000000128	MER05B182	SEARSMONT
KENNEBEC LUMBER, CO.	FN0000003100	MER05C196	SOLOM
STRATTON LUMBER, INC.	FN0000000516	MER05B458	STRATTON
LIGNETICS OF MAINE, LLC	FN0000005880	MER05C199	STRONG
MIDWEST-PRICE COMPANY, LLC	FN0000002907	MER05B896	WEST PARIS
HILLSIDE LUMBER COMPANY, INC.	FN0000001854	MER05B752	WESTBROOK
GO LAB MADISON, LLC	FN0000006014	MER05C294	MADISON
SECTOR: AA - FABRICATED METAL PRODUCTS			
CIVES CORPORATION	FN0000001067	MER05B642	AUGUSTA
DEREKTOR MAINE, LLC	FN0000005911	MER05C206	GEORGETOWN
IRWIN INDUSTRIAL TOOL COMPANY	FN0000001396	MER05B690	GORHAM
NEWPORT INDUSTRIAL FABRICATION, LLC	FN0000006508	MER05B886	NEWPORT

APPENDIX L

Facilities with Active NOIs by Sector for the MSGP Program. (Several facilities are included in multiple sectors)

OWNER NAME	FACILITY NUMBER	PERMIT ID	CITY
CIANBRO FABRICATION AND COATING CORPORATION	FN0000001065	MER05B587	PITTSFIELD
PARKER-HANNIFIN CORPORATION	FN0000002174	MER05B257	PORTLAND
D. & G. MACHINE PRODUCTS, INC.	FN0000001106	MER05C232	WESTBROOK
SECTOR: AB - TRANSPORTATION EQUIPMENT, INDUSTRIAL OR COMMERCIAL MACHINERY			
VALMET, INC.	FN0000000265	MER05B294	BIDDEFORD
RAYTHEON TECHNOLOGIES CORPORATION	FN0000000012	MER05B446	NORTH BERWICK
DOUGLAS DYNAMICS, L.L.C.	FN0000000334	MER05B343	ROCKLAND
PIKE INDUSTRIES, INC.	FN0000000087	MER05B156	SIDNEY
SARGENT CORPORATION	FN0000002971	MER05B846	STILLWATER
HOWE & HOWE TECHNOLOGIES, INC.	FN0000006412	MER05C276	WATERBORO
D. & G. MACHINE PRODUCTS, INC.	FN0000001106	MER05B616	WESTBROOK
MID STATE MACHINE PRODUCTS	FN0000002999	MER05C218	WINSLOW
SECTOR: AC - ELECTRONIC, ELECTRICAL EQUIPMENT & COMPONENTS PHOTOGRAPHIC & OPTICAL GOODS			
INDUSTRIAL CONNECTIONS & SOLUTIONS LLC	FN0000006101	MER05B347	AUBURN
DIELECTRIC, LLC	FN0000006044	MER05C242	RAYMOND
FAIRCHILD SEMICONDUCTOR CORPORATION	FN0000000055	MER05B127	SOUTH PORTLAND
TEXAS INSTRUMENTS INCORPORATED	FN0000004928	MER05C086	SOUTH PORTLAND
SECTOR: AD - STORMWATER DESIGNATED BY THE DEPT. AS REQUIRING PERMITS			
ALMIGHTY WASTE, INC.	FN0000002758	MER05B853	AUBURN
AFFORDABLE WELL DRILLING, INC.	FN0000003473	MER05B944	SABATTUS
STEVE MCGEE CONSTRUCTION, LLC	FN0000001333	MER05B862	WEST GARDINER
LEN POULIN, INC.	FN0000002997	MER05B921	WINSLOW
SECTOR: B - PAPER & ALLIED PRODUCTS MANUFACTURING			

APPENDIX L

Facilities with Active NOIs by Sector for the MSGP Program. (Several facilities are included in multiple sectors)

OWNER NAME	FACILITY NUMBER	PERMIT ID	CITY
INTERNATIONAL PAPER COMPANY	FN0000000010	MER05B433	AUBURN
WOODLAND PULP LLC	FN00000002128	MER05B608	BAILEYVILLE
PIXELLE ANDROSCOGGIN LLC	FN00000002409	MER05B790	JAY
TWIN RIVERS PAPER COMPANY LLC	FN00000004374	MER05B983	MADAWASKA
ND OTM LLC	FN00000006259	MER05C269	OLD TOWN
ND PAPER INC.	FN00000005260	MER05C163	RUMFORD
SAPPI NORTH AMERICA, INC.	FN00000000502	MER05C200	SKOWHEGAN
HUHTAMAKI, INC.	FN00000004662	MER05B434	WATERVILLE
SAPPI NORTH AMERICA, INC.	FN00000000502	MER05B451	WESTBROOK
SECTOR: C - CHEMICAL & ALLIED PRODUCTS MANUFACTURING			
MESSER LLC	FN00000000910	MER05B570	KITTERY
FMC CORPORATION	FN00000000058	MER05B129	ROCKLAND
TOM'S OF MAINE, INC.	FN00000001469	MER05C246	SANFORD
GENERAL ALUM NEW ENGLAND CORP.	FN00000002126	MER05C084	SEARSPORT
INLAND TECHNOLOGIES INTERNATIONAL LIMITED (ITI)	FN00000005020	MER05C112	SOUTH PORTLAND
LOHMANN ANIMAL HEALTH INTERNATIONAL, INC.	FN00000000721	MER05C250	WINSLOW
SECTOR: D - ASPHALT PAVING & ROOFING MATERIALS & LUBRICANT MANUFACTURERS			
AUBURN ASPHALT, LLC	FN00000004986	MER05C113	AUBURN
EUROVIA ATLANTIC COAST LLC	FN00000006281	MER05B524	BELFAST
PIKE INDUSTRIES, INC.	FN00000000087	MER05B324	BENTON
PIKE INDUSTRIES, INC.	FN00000000087	MER05B154	ELIOT
AUBURN ASPHALT, LLC	FN00000004986	MER05C273	FARMINGDALE
EUROVIA ATLANTIC COAST LLC	FN00000006281	MER05B499	HERMON

APPENDIX L

Facilities with Active NOIs by Sector for the MSGP Program. (Several facilities are included in multiple sectors)

OWNER NAME	FACILITY NUMBER	PERMIT ID	CITY
PIKE INDUSTRIES, INC.	FN0000000087	MER05C055	HERMON
SARGENT MATERIALS	FN00000004332	MER05C118	HERMON
STEELSTONE INDUSTRIES, INC.	FN00000001502	MER05B708	HOULTON
CARROLL MATERIALS, LLC	FN00000006297	MER05B631	LIMERICK
PIKE INDUSTRIES, INC.	FN0000000087	MER05B151	NEW VINEYARD
PIKE INDUSTRIES, INC.	FN0000000087	MER05C263	PHILLIPS
PIKE INDUSTRIES, INC.	FN0000000087	MER05B318	POLAND
EUROVIA ATLANTIC COAST LLC	FN00000006281	MER05B513	PRESQUE ISLE
AUBURN ASPHALT, LLC	FN00000004986	MER05C272	RICHMOND
CPRC RECYCLING COMPANY, LLC	FN00000001086	MER05B601	SCARBOROUGH
PIKE INDUSTRIES, INC.	FN0000000087	MER05B156	SIDNEY
CROOKER CONSTRUCTION, LLC	FN00000000386	MER05B379	TOPSHAM
PIKE INDUSTRIES, INC.	FN0000000087	MER05C156	WASHINGTON
PIKE INDUSTRIES, INC.	FN0000000087	MER05B329	WELLS
PIKE INDUSTRIES, INC.	FN0000000087	MER05B820	WESTBROOK
PIKE INDUSTRIES, INC.	FN0000000087	MER05C180	WESTBROOK
AUBURN ASPHALT, LLC	FN00000004986	MER05C274	WINDSOR
SECTOR: E - GLASS, CLAY, CEMENT, CONCRETE & GYPSUM PRODUCTS			
NICMAR INDUSTRIES	FN00000000180	MER05B228	ALFRED
R. A. CUMMINGS, INC.	FN00000002798	MER05B864	AUBURN
RJF - MORIN BRICK, LLC	FN00000004065	MER05B992	AUBURN
SUPERIOR CONCRETE, LLC	FN00000005271	MER05C169	AUBURN

APPENDIX L

Facilities with Active NOIs by Sector for the MSGP Program. (Several facilities are included in multiple sectors)

OWNER NAME	FACILITY NUMBER	PERMIT ID	CITY
R. A. CUMMINGS, INC.	FN0000002798	MER05C173	AUGUSTA
STATE SAND AND GRAVEL, INC.	FN0000000505	MER05B452	BELFAST
GAGNE & SON CONCRETE BLOCKS, INC.	FN0000000301	MER05B321	BELGRADE
R. PEPIN & SONS, INC.	FN0000000080	MER05B734	BERWICK
REDIMIX COMPANIES, INC.	FN0000001892	MER05B773	BERWICK
ELM STREET VAULT, INC.	FN0000004875	MER05C061	BIDDEFORD
TIC-THE INDUSTRIAL COMPANY	FN0000006739	MER05C293	BREWER
MEADOWBROOK MATERIALS LLC	FN0000006100	MER05C057	EAST MACHIAS
HISSONG READY-MIX & AGGREGATES, LLC	FN0000004304	MER05B970	ELIOT
TROMBLEY REDI-MIX, INC.	FN0000005068	MER05C119	FRENCHVILLE
SARGENT MATERIALS	FN0000004332	MER05C118	HERMON
STEELSTONE INDUSTRIES, INC.	FN0000001502	MER05B708	HOULTON
CARROLL MATERIALS, LLC	FN0000006297	MER05B631	LIMERICK
HALEY'S INC.	FN0000006532	MER05C127	MONMOUTH
OWEN J. FOLSOM, INC.	FN0000000138	MER05B201	OLD TOWN
FRESHWATER STONE AND BRICK WORK, INC.	FN0000004532	MER05C011	ORLAND
EUROVIA ATLANTIC COAST LLC	FN0000006281	MER05B513	PRESQUE ISLE
TROMBLEY REDI-MIX, INC.	FN0000005068	MER05C122	PRESQUE ISLE
DRAGON PRODUCTS COMPANY, INC.	FN0000002934	MER05C252	ROCKLAND
FERRAILOLO CONSTRUCTION, INC.	FN0000000132	MER05B185	ROCKLAND
GENEST CONCRETE WORKS, INC.	FN0000001338	MER05B656	SANFORD
R. PEPIN & SONS, INC.	FN0000000080	MER05B145	SANFORD

APPENDIX L

Facilities with Active NOIs by Sector for the MSGP Program. (Several facilities are included in multiple sectors)

OWNER NAME	FACILITY NUMBER	PERMIT ID	CITY
RICHARD GENEST, INC.	FN0000001399	MER05B692	SANFORD
DRAGON PRODUCTS COMPANY, INC.	FN0000002934	MER05B289	THOMASTON
CROOKER CONSTRUCTION, LLC	FN0000000386	MER05C203	TOPSHAM
R. A. CUMMINGS, INC.	FN0000002798	MER05C174	TOPSHAM
SANDELIN FOUNDATIONS, INC.	FN0000002819	MER05B869	TOPSHAM
AMERICAN CONCRETE INDUSTRIES, INC.	FN0000000086	MER05B152	VEAZIE
R. A. CUMMINGS, INC.	FN0000002798	MER05B865	WEST BATH
BLUE ROCK INDUSTRIES	FN0000000408	MER05B404	WESTBROOK
DM BLACK, INC.	FN0000004172	MER05B966	WESTBROOK
CARROLL MATERIALS, LLC	FN0000004304	MER05B916	WESTBROOK
R. A. CUMMINGS, INC.	FN0000002798	MER05B866	WESTBROOK
SIGCO LLC	FN0000001700	MER05C026	WESTBROOK
SECTOR: F - PRIMARY METALS			
PORTSMOUTH NAVAL SHIPYARD	FN0000000477	MER05B441	KITTERY
ENTERPRISE CASTINGS, LLC	FN0000006052	MER05C244	LEWISTON
SECTOR: J - MINERAL MINING & DRESSING			
AUBURN AGGREGATES, LLC	FN0000005979	MER05C221	AUBURN
RJF - MORIN BRICK, LLC	FN0000004065	MER05B992	AUBURN
RJF - MORIN BRICK, LLC	FN0000004065	MER05C219	AUBURN
EUROVIA ATLANTIC COAST LLC	FN0000006281	MER05B500	BANGOR
EUROVIA ATLANTIC COAST LLC	FN0000006281	MER05B524	BELFAST
GAGNE & SON CONCRETE BLOCKS, INC.	FN0000000301	MER05B321	BELGRADE
PIKE INDUSTRIES, INC.	FN0000000087	MER05B324	BENTON

APPENDIX L

Facilities with Active NOIs by Sector for the MSGP Program. (Several facilities are included in multiple sectors)

OWNER NAME	FACILITY NUMBER	PERMIT ID	CITY
D. A. WILSON & COMPANY, LLC	FN0000004846	MER05C050	BETHEL
PEMAQUID STONE, LLC	FN0000005085	MER05C125	BRISTOL
DEARBORN BROTHERS CONSTRUCTION, INC.	FN0000001105	MER05C025	BUXTON
WORCESTER PEAT CO., INC.	FN0000002931	MER05C045	DEBLOIS
MEADOWBROOK MATERIALS LLC	FN0000006100	MER05C057	EAST MACHIAS
DEARBORN BROTHERS CONSTRUCTION, INC.	FN0000001105	MER05B614	EAST WATERBORO
PIKE INDUSTRIES, INC.	FN0000000087	MER05B154	ELIOT
SHAW BROTHERS CONSTRUCTION, INC.	FN0000000518	MER05B618	FREEPORT
R. J. GRONDIN & SONS	FN0000000420	MER05B405	GORHAM
SHAW BROTHERS CONSTRUCTION, INC.	FN0000000518	MER05C037	GORHAM
CARROLL MATERIALS, LLC	FN0000006297	MER05B631	LIMERICK
PIKE INDUSTRIES, INC.	FN0000000087	MER05B151	NEW VINEYARD
PIKE INDUSTRIES, INC.	FN0000000087	MER05C263	PHILLIPS
PIKE INDUSTRIES, INC.	FN0000000087	MER05B318	POLAND
EUROVIA ATLANTIC COAST LLC	FN0000006281	MER05B513	PRESQUE ISLE
PIKE INDUSTRIES, INC.	FN0000000087	MER05B156	SIDNEY
SAPPI NORTH AMERICA, INC.	FN0000000502	MER05C172	SKOWHEGAN
CROOKER CONSTRUCTION, LLC	FN0000000386	MER05B379	TOPSHAM
PIKE INDUSTRIES, INC.	FN0000000087	MER05C156	WASHINGTON
PIKE INDUSTRIES, INC.	FN0000000087	MER05B329	WELLS
PIKE INDUSTRIES, INC.	FN0000000087	MER05B819	WESTBROOK
SHAW BROTHERS CONSTRUCTION, INC.	FN0000000518	MER05C158	WESTBROOK

APPENDIX L

Facilities with Active NOIs by Sector for the MSGP Program. (Several facilities are included in multiple sectors)

OWNER NAME	FACILITY NUMBER	PERMIT ID	CITY
SHAW BROTHERS CONSTRUCTION, INC.	FN0000000518	MER05C129	WINDHAM
SECTOR: K - HAZARDOUS WASTE TREATMENT, STORAGE OR DISPOSAL			
PORTSMOUTH NAVAL SHIPYARD	FN0000000477	MER05B441	KITTERY
CLEAN HARBORS ENVIRONMENTAL SERVICES, INC.	FN0000002886	MER05C251	SOUTH PORTLAND
NRC ENVIRONMENTAL OF MAINE, INC.	FN0000004324	MER05B973	SOUTH PORTLAND
AUGUSTA CITY OF	FN0000001353	MER05B661	AUGUSTA
BATH CITY OF	FN0000000401	MER05B388	BATH
BREWER CITY OF	FN0000000114	MER05B174	BREWER
MID-MAINE SOLID WASTE ASSOCIATION, INC.	FN0000005070	MER05C121	CORINNA
AROOSTOOK WASTE SOLUTIONS	FN0000001749	MER05B730	FORT FAIRFIELD
TWIN RIVERS PAPER COMPANY LLC	FN0000004374	MER05B984	FRENCHVILLE
NEW ENGLAND WASTE SERVICES OF ME, INC.	FN0000000399	MER05B357	HAMPDEN
HARTLAND TOWN OF	FN0000002294	MER05B943	HARTLAND
PIXELLE ANDROSCOGGIN LLC	FN0000002409	MER05B790	JAY
LEWISTON CITY OF	FN0000000699	MER05B530	LEWISTON
ND PAPER INC.	FN0000005260	MER05C164	MEXICO
WASTE MANAGEMENT DISPOSAL SERVICES OF MAINE, INC.	FN0000001168	MER05B470	NORRIDGEWOCK
NEWSME LANDFILL OPERATIONS LLC	FN0000001136	MER05B477	OLD TOWN
AROOSTOOK WASTE SOLUTIONS	FN0000001749	MER05B774	PRESQUE ISLE
ROCKLAND CITY OF	FN0000001258	MER05B658	ROCKLAND
MID COAST SOLID WASTE CORPORATION	FN0000002741	MER05B844	ROCKPORT
ECO MAINE	FN0000000276	MER05B301	WESTBROOK
SECTOR: M - AUTOMOBILE SALVAGE YARDS			

APPENDIX L

Facilities with Active NOIs by Sector for the MSGP Program. (Several facilities are included in multiple sectors)

OWNER NAME	FACILITY NUMBER	PERMIT ID	CITY
GARY'S AUTO SALVAGE, LLC	FN0000000336	MER05B344	ARUNDEL
DON'S NO PREFERENCE TOWING CO. OF L/A	FN0000001910	MER05B780	AUBURN
RANDY'S AUTO PARTS, INC.	FN0000000260	MER05B292	AUBURN
WHITE AND BRADSTREET, INC.	FN0000000027	MER05B111	AUGUSTA
GIBBS AUTO SALES	FN0000001847	MER05B747	BELFAST
HEAVY TRUCK SALES OF NEW ENGLAND	FN0000002711	MER05B835	BERWICK
GAUDREAU'S REPAIR	FN0000001677	MER05B724	BETHEL
OVIDE'S USED CARS, INC.	FN0000000218	MER05B256	BRIDGTON
PAUL'S PICK-A-PART, INC.	FN0000000258	MER05B647	CHELSEA
D.A.B. INC.	FN0000001092	MER05B606	FREEPORT
BROWN'S EXIT 27 SALVAGE	FN0000000923	MER05B576	GARDINER
LKQ GORHAM AUTO PARTS CORP.	FN0000000775	MER05B555	GORHAM
TRIDENT AUTO SALES, INC.	FN0000001177	MER05B625	HOLLIS
LYNCH, CHARLES		MER05B796	KITTERY POINT
JUST CHEVY TRUCKS.COM, LLC	FN0000004937	MER05C090	LEBANON
GRIMMEL INDUSTRIES, L.L.C.	FN0000000331	MER05B340	LEWISTON
CIA SALVAGE, INC.	FN0000001056	MER05B586	LIMERICK
RICKS REPAIR	FN0000002381	MER05B783	LIMESTONE
CAMPBELL'S USED AUTO PARTS, INC.	FN0000000955	MER05B578	LISBON
SMITH'S RECYCLING, LLC	FN0000006173	MER05C044	MEDDYBEMPS
ANDY DUPUIS TOWING & SALVAGE	FN0000000061	MER05B132	MEXICO
RAILSIDE RECYCLING & STORAGE, LLC	FN0000004841	MER05C047	MONTICELLO

APPENDIX L

Facilities with Active NOIs by Sector for the MSGP Program. (Several facilities are included in multiple sectors)

OWNER NAME	FACILITY NUMBER	PERMIT ID	CITY
GALLANT'S AUTO SALVAGE, INC.	FN0000001908	MER05B779	NORTH YARMOUTH
J&J AUTO SALVAGE, INC.	FN0000004891	MER05C069	ORRINGTON
LASHIN'S AUTO SALVAGE	FN0000000677	MER05B526	OXFORD
JEFFREY A. SIMPSON, INC.	FN0000003022	MER05B933	SANFORD
CITYSIDE, INC.	FN0000000449	MER05B423	SCARBOROUGH
A.D.S. III, INC	FN0000006003	MER05C229	SOUTH THOMASTON
AUTO & TRUCK USED PARTS RECYCLERS, INC.	FN0000000068	MER05B137	WINDHAM
GROVER AUTO AND TIRE, INC.	FN0000000107	MER05B172	WISCASSET
SECTOR: N - SCRAP RECYCLING & WASTE RECYCLING FACILITIES			
AIM RECYCLING USA LLC	FN0000005132	MER05C134	ARUNDEL
PROLERIZED NEW ENGLAND COMPANY LLC	FN0000004545	MER05C231	AUBURN
AIM RECYCLING USA LLC	FN0000005132	MER05C136	BANGOR
BERWICK IRON & METAL RECYCLING, INC.	FN0000002639	MER05B825	BERWICK
HEAVY TRUCK SALES OF NEW ENGLAND	FN0000002711	MER05B835	BERWICK
BREWER CITY OF	FN0000000114	MER05B174	BREWER
AIM RECYCLING USA LLC	FN0000005132	MER05C137	CARIBOU
CLARKS' CARS & PARTS, INC.	FN0000001069	MER05C124	CHELSEA
NEWPORT METALS, INC.	FN0000000127	MER05B181	EAST NEWPORT
WHEELABRATOR HOLDCO 1, INC.	FN0000001372	MER05B673	ELIOT
BDS WASTE DISPOSAL, INC.	FN0000006686	MER05C291	FAIRFIELD
AROOSTOOK WASTE SOLUTIONS	FN0000001749	MER05B730	FORT FAIRFIELD
D.A.B. INC.	FN0000001092	MER05B606	FREEPORT
GRAY TOWN OF	FN0000004076	MER05B962	GRAY

APPENDIX L

Facilities with Active NOIs by Sector for the MSGP Program. (Several facilities are included in multiple sectors)

OWNER NAME	FACILITY NUMBER	PERMIT ID	CITY
STEELSTONE INDUSTRIES, INC.	FN0000001502	MER05B708	HOULTON
CLARKS' CARS & PARTS, INC.	FN0000001069	MER05C198	JAY
CASELLA RECYCLING, LLC	FN0000003356	MER05C159	LEWISTON
GRIMMEL INDUSTRIES, L.L.C.	FN0000000331	MER05B340	LEWISTON
LEWISTON CITY OF	FN0000000699	MER05B530	LEWISTON
REENERGY LEWISTON LLC	FN0000005088	MER05C144	LEWISTON
SMITH'S RECYCLING, LLC	FN0000006173	MER05C044	MEDDYBEMPS
AIM RECYCLING USA LLC	FN0000005132	MER05C133	OAKLAND
KENNEBEC SCRAP IRON, INC.	FN0000003578	MER05B950	OAKLAND
OAKLAND TOWN OF	FN0000001815	MER05B744	OAKLAND
BLOW BROS.	FN0000005141	MER05C140	OLD ORCHARD BEACH
PINE TREE WASTE, INC.	FN0000000412	MER05C168	OLD TOWN
ECO MAINE	FN0000000276	MER05B856	PORTLAND
PROLERIZED NEW ENGLAND COMPANY LLC	FN0000004545	MER05C018	PORTLAND
RETURNABLE SERVICES, LLC	FN0000005193	MER05C146	PORTLAND
JEFFREY A. SIMPSON, INC.	FN0000003022	MER05B933	SANFORD
SANFORD, CITY OF	FN0000005254	MER05B746	SANFORD
CASELLA RECYCLING, LLC	FN0000003356	MER05B947	SCARBOROUGH
CPRC RECYCLING COMPANY, LLC	FN0000001086	MER05B601	SCARBOROUGH
GRIMMEL IND., INC.	FN0000005284	MER05C175	SEARSPORT
CLEAN HARBORS ENVIRONMENTAL SERVICES, INC.	FN0000002886	MER05C251	SOUTH PORTLAND
FILMIKE, LLC	FN0000006024	MER05C042	SOUTH PORTLAND

APPENDIX L

Facilities with Active NOIs by Sector for the MSGP Program. (Several facilities are included in multiple sectors)

OWNER NAME	FACILITY NUMBER	PERMIT ID	CITY
GRIMMEL IND., INC.	FN0000005284	MER05B731	TOPSHAM
ERNEST YAP	FN0000006317	MER05B814	WEST PARIS
PINE TREE WASTE, INC.	FN0000000412	MER05C128	WESTBROOK
MSR RECYCLING, LLC	FN0000002970	MER05B914	WINSLOW
BLOW FAMILY SEPTIC SERVICE, INC. DBA QUICK DRAIN SERVICES	FN0000005141	MER05C298	OLD ORCHARD BEACH
SECTOR: O - STEAM ELECTRIC GENERATING FACILITIES			
PORTSMOUTH NAVAL SHIPYARD	FN0000000477	MER05B441	KITTERY
EAGLE POINT ENERGY CENTER, LLC	FN0000002180	MER05C277	ORRINGTON
ECO MAINE	FN0000000276	MER05B856	PORTLAND
ROBBINS LUMBER, INC.	FN0000000128	MER05B182	SEARSMONT
CASCO BAY ENERGY COMPANY, LLC	FN0000002193	MER05C033	VEAZIE
NE RENERWABLE POWER JONESBORO, LLC	FN0000000603	MER05C300	JONESBORO
SECTOR: P - LAND TRANSPORTATION & WAREHOUSING			
HARTT TRANSPORTATION SYSTEMS, INC.	FN0000000322	MER05C243	AUBURN
UNITED PARCEL SERVICE, INC.	FN0000000718	MER05B534	AUBURN
FIRST STUDENT, INC.	FN00000004874	MER05C058	AUGUSTA
PIKE INDUSTRIES, INC.	FN0000000087	MER05B324	BENTON
REDIMIX COMPANIES, INC.	FN00000001892	MER05B773	BERWICK
D. A. WILSON & COMPANY, LLC	FN00000004846	MER05C050	BETHEL
BIDDEFORD SACO OOB TRANSIT COMMITTEE	FN00000001781	MER05B735	BIDDEFORD
DEAD RIVER COMPANY	FN00000005326	MER05C189	BIDDEFORD
UNITED PARCEL SERVICE, INC.	FN00000000718	MER05B535	BREWER
CENTRAL MAINE & QUEBEC RAILWAY US INC.	FN00000005199	MER05C152	BROWNVILLE JUNCTION

APPENDIX L

Facilities with Active NOIs by Sector for the MSGP Program. (Several facilities are included in multiple sectors)

OWNER NAME	FACILITY NUMBER	PERMIT ID	CITY
BOWDOIN AGGREGATE SALES, INC.	FN0000002747	MER05B847	BRUNSWICK
PENOBSCOT BAY TERMINALS, INC.	FN0000002115	MER05C288	BUCKSPORT
DEARBORN BROTHERS CONSTRUCTION, INC.	FN0000001105	MER05C025	BUXTON
GORHAM SAND & GRAVEL, INC.	FN0000002948	MER05C088	BUXTON
CHERRYFIELD FOODS, INC.	FN0000001631	MER05B903	CHERRYFIELD
R.F. JORDAN & SONS CONSTRUCTION, INC	FN0000002691	MER05C224	ELLSWORTH
PINE STATE TRADING CO.	FN0000003461	MER05B940	GARDINER
ISHERWOOD ENTERPRISES, INC.	FN0000000473	MER05B938	GORHAM
JEWETT & NOONAN TRANSPORTATION, INC.	FN0000000597	MER05B515	GORHAM
R. J. GRONDIN & SONS	FN0000000420	MER05C079	GORHAM
CARROLL MATERIALS, LLC	FN0000006297	MER05B631	LIMERICK
PINE TREE WASTE, INC.	FN0000000412	MER05B387	MECHANIC FALLS
ARCHIE'S, INC.	FN0000003073	MER05B964	MEXICO
CENTRAL MAINE & QUEBEC RAILWAY US INC.	FN0000005199	MER05C165	MILO
WASTE MANAGEMENT DISPOSAL SERVICES OF MAINE, INC.	FN0000001168	MER05B470	NORRIDGEWOCK
RSU #18	FN0000004851	MER05C076	OAKLAND
JOHN T. CYR & SONS, INC.	FN0000001625	MER05C257	OLD TOWN
OWEN J. FOLSOM, INC.	FN0000000138	MER05B201	OLD TOWN
FEDEX FREIGHT, INC.	FN0000003025	MER05B935	PORTLAND
WASTE MANAGEMENT OF MAINE, INC.	FN0000000533	MER05B471	PORTLAND
UNITED PARCEL SERVICE, INC.	FN0000000718	MER05B536	PRESQUE ISLE
UNITED PARCEL SERVICE, INC.	FN0000000718	MER05B539	ROCKLAND

APPENDIX L

Facilities with Active NOIs by Sector for the MSGP Program. (Several facilities are included in multiple sectors)

OWNER NAME	FACILITY NUMBER	PERMIT ID	CITY
A.DUIE PYLE INC.	FN0000006405	MER05C275	SACO
BLUETRITON BRANDS, INC.	FN0000000369	MER05C270	SACO
LAX LLC	FN0000006066	MER05C247	SCARBOROUGH
SHAW'S SUPERMARKETS, INC.	FN0000002854	MER05B877	SCARBOROUGH
XPO LOGISTICS FREIGHT, INC.	FN0000001078	MER05B596	SCARBOROUGH
IRVING OIL TERMINALS INC.	FN0000003838	MER05C278	SEARSPORT
CITGO PETROLEUM CORPORATION	FN0000002683	MER05C268	SOUTH PORTLAND
CLEAN HARBORS ENVIRONMENTAL SERVICES, INC.	FN0000002886	MER05C251	SOUTH PORTLAND
GLOBAL COMPANIES LLC	FN0000002121	MER05C202	SOUTH PORTLAND
GULF OIL LIMITED PARTNERSHIP	FN0000002166	MER05C271	SOUTH PORTLAND
PAN AM RAILWAYS, INC.	FN0000001366	MER05B875	SOUTH PORTLAND
PORTLAND PIPE LINE CORPORATION	FN0000002153	MER05C234	SOUTH PORTLAND
SPRAGUE OPERATING RESOURCES LLC	FN0000001724	MER05C236	SOUTH PORTLAND
TURNERS ISLAND LLC	FN0000001200	MER05B633	SOUTH PORTLAND
UNITED PARCEL SERVICE, INC.	FN0000000718	MER05C162	SOUTH PORTLAND
NEW ENGLAND WASTE SERVICES OF ME, INC.	FN0000000399	MER05B389	UNITY
OAKHURST DAIRY	FN0000000084	MER05B150	WATERVILLE
PAN AM RAILWAYS, INC.	FN0000001366	MER05B669	WATERVILLE
PINE TREE WASTE, INC.	FN0000000412	MER05B643	WATERVILLE
UNITED PARCEL SERVICE, INC.	FN0000000718	MER05B540	WATERVILLE
SHAW'S SUPERMARKETS, INC.	FN0000002854	MER05C281	WELLS
UNITED PARCEL SERVICE, INC.	FN0000000718	MER05B542	WELLS

APPENDIX L

Facilities with Active NOIs by Sector for the MSGP Program. (Several facilities are included in multiple sectors)

OWNER NAME	FACILITY NUMBER	PERMIT ID	CITY
PINE TREE WASTE, INC.	FN0000000412	MER05B644	WEST BATH
LEN POULIN, INC.	FN0000002997	MER05B921	WINSLOW
SECTOR: Q - WATER TRANSPORTATION			
FSS, INC.	FN0000004845	MER05C051	BELFAST
BRIGHTSIDE WOODEN BOAT SERVICES INC.	FN0000006594	MER05C289	BELGRADE LAKES
SACO BAY MARINE	FN0000000745	MER05B545	BIDDEFORD
THE SHIPYARD IN BOOTHBAY HARBOR, LLC	FN0000000515	MER05B459	BOOTHBAY HARBOR
NEW MEADOWS MARINA	FN0000000217	MER05B254	BRUNSWICK
CHEBEAGUE ISLAND BOAT YARD, LLC	FN0000003417	MER05B936	CHEBEAGUE ISLAND
DECKSZ, LLC	FN0000000246	MER05B277	EAST BOOTHBAY
GREAT COVE BOAT CLUB	FN0000002441	MER05B791	ELIOT
DEREKTOR MAINE, LLC	FN0000005911	MER05C206	GEORGETOWN
DOLPHIN MARINE SERVICE, INC.	FN0000004079	MER05B963	HARPSWELL
SHM GREAT ISLAND, LLC	FN0000006507	MER05B380	HARPSWELL
HENRY R. ABEL & CO., LLC	FN0000000407	MER05B393	MOUNT DESERT
JCA LEASING	FN0000002634	MER05B823	NAPLES
MLM ACQUISITIONS, LLC	FN0000005999	MER05C228	NAPLES
J. O. BROWN & SON, INC.	FN0000000602	MER05B518	NORTH HAVEN
THAYER'S Y-KNOT BOATYARD	FN0000001174	MER05B623	NORTH HAVEN
MAINE YACHT CENTER LLC	FN0000000235	MER05B267	PORTLAND
SPRAGUE OPERATING RESOURCES LLC	FN0000001724	MER05B725	PORTLAND
PORT HARBOR MARINE, INC.	FN0000000303	MER05B654	RAYMOND

APPENDIX L

Facilities with Active NOIs by Sector for the MSGP Program. (Several facilities are included in multiple sectors)

OWNER NAME	FACILITY NUMBER	PERMIT ID	CITY
O'HARA CORPORATION	FN0000000078	MER05B144	ROCKLAND
O'HARA CORPORATION	FN0000000078	MER05C149	ROCKLAND
OCEAN PURSUITS, LLC.	FN0000000153	MER05B204	ROCKLAND
SPRAGUE OPERATING RESOURCES LLC	FN0000001724	MER05C284	SEARSPORT
SEBAGO LAKE MARINA, INC.	FN0000000512	MER05B457	SEBAGO
THE GAMAGE SHIPYARD, LLC	FN0000000309	MER05B328	SOUTH BRISTOL
BREWER'S SOUTH FREEPORT MARINE, INC.	FN0000004185	MER05B967	SOUTH FREEPORT
PORT HARBOR MARINE, INC.	FN0000000303	MER05B322	SOUTH PORTLAND
SOUTH PORT MARINE, LLC	FN0000001519	MER05B719	SOUTH PORTLAND
TURNERS ISLAND LLC	FN0000001200	MER05B633	SOUTH PORTLAND
SPRUCE HEAD MARINE, INC.	FN0000000478	MER05B439	SPRUCE HEAD
BILLINGS DIESEL AND MARINE SERVICE, INC.	FN0000002714	MER05B837	STONINGTON
WEBHANNET RIVER BOAT YARD, INC.	FN0000000537	MER05B472	WELLS
REED & REED, INC.	FN0000002834	MER05C083	WOOLWICH
ROYAL RIVER BOATYARD, INC.	FN0000000108	MER05B173	YARMOUTH
YANKEE MARINA, INC.	FN0000000525	MER05B464	YARMOUTH
YBY ACQUISITION, LLC	FN0000004323	MER05B972	YARMOUTH
SECTOR: R - SHIP & BOAT BUILDING OR REPAIR YARDS			
BATH IRON WORKS CORPORATION	FN0000000162	MER05B212	BATH
FSS, INC.	FN0000004845	MER05C051	BELFAST
BRIGHTSIDE WOODEN BOAT SERVICES INC.	FN0000006594	MER05C289	BELGRADE LAKES
GENERAL MARINE INC.	FN0000000348	MER05B354	BIDDEFORD
SACO BAY MARINE	FN0000000745	MER05B545	BIDDEFORD

APPENDIX L

Facilities with Active NOIs by Sector for the MSGP Program. (Several facilities are included in multiple sectors)

OWNER NAME	FACILITY NUMBER	PERMIT ID	CITY
THE SHIPYARD IN BOOTHBAY HARBOR, LLC	FN0000000515	MER05B459	BOOTHBAY HARBOR
BATH IRON WORKS CORPORATION	FN0000000162	MER05B220	BRUNSWICK
BATH IRON WORKS CORPORATION	FN0000000162	MER05B223	BRUNSWICK
NEW MEADOWS MARINA	FN0000000217	MER05B254	BRUNSWICK
PAUL'S MARINA	FN0000000269	MER05B296	BRUNSWICK
SMITH BOATYARD	FN0000001388	MER05B684	BRUNSWICK
LYMAN MORSE BOATBUILDING, INC.	FN0000000785	MER05C179	CAMDEN
NEWMAN & GRAY BOAT YARD	FN0000001757	MER05C012	CRANBERRY ISLES
LUKE'S BOATYARD, INC.	FN0000000248	MER05B280	EAST BOOTHBAY
WASHBURN & DOUGHTY ASSOCIATES, INC.	FN0000001543	MER05B883	EAST BOOTHBAY
WASHBURN & DOUGHTY ASSOCIATES, INC.	FN0000001543	MER05C285	EAST BOOTHBAY
INDEPENDENT BOAT HAULERS, INC.	FN0000001856	MER05B754	ELIOT
KITTERY POINT YACHT YARD CORP	FN0000000584	MER05B895	ELIOT
HANDY BOAT SERVICE INC	FN0000000378	MER05B374	FALMOUTH
SEAL COVE BOAT YARD, INC.	FN0000000424	MER05B403	HARBORSIDE
SHM GREAT ISLAND, LLC	FN0000006507	MER05B380	HARPSWELL
JONESPORT SHIPYARD	FN0000000605	MER05B520	JONESPORT
KITTERY POINT YACHT YARD CORP	FN0000000584	MER05B506	KITTERY
PORTSMOUTH NAVAL SHIPYARD	FN0000000477	MER05B441	KITTERY
JOHN M. WILLIAMS COMPANY	FN0000000157	MER05B619	MOUNT DESERT
LONG LAKE MARINA	FN0000000130	MER05B184	NAPLES
RIVERSIDE BOAT COMPANY	FN0000000150	MER05B200	NEWCASTLE

APPENDIX L

Facilities with Active NOIs by Sector for the MSGP Program. (Several facilities are included in multiple sectors)

OWNER NAME	FACILITY NUMBER	PERMIT ID	CITY
J. O. BROWN & SON, INC.	FN0000000602	MER05B518	NORTH HAVEN
THAYER'S Y-KNOT BOATYARD	FN0000001174	MER05B623	NORTH HAVEN
MAINE YACHT CENTER LLC	FN0000000235	MER05B267	PORTLAND
PORTLAND YACHT SERVICES, INC.	FN0000002870	MER05C255	PORTLAND
KNIGHT'S MARINE SERVICE	FN0000000728	MER05B541	ROCKLAND
O'HARA CORPORATION	FN0000000078	MER05B144	ROCKLAND
O'HARA CORPORATION	FN0000000078	MER05C149	ROCKLAND
OCEAN PURSUITS, LLC.	FN0000000153	MER05B204	ROCKLAND
ROCKLAND MARINE CORPORATION	FN0000000184	MER05B227	ROCKLAND
ROCKPORT MARINE, INC.	FN0000001439	MER05B697	ROCKPORT
NORTHERN STAR CUSTOM BOATS, INC.	FN0000006026	MER05C235	ROUND POND
STROUTS POINT WHARF LIQUIDATION COMPANY	FN0000000551	MER05B484	SOUTH FREEPORT
FINESTKIND BOATYARD, INC.	FN0000004244	MER05B968	SOUTH HARPSWELL
REO MARINE, INC.	FN0000000288	MER05B308	SOUTH PORTLAND
TURNERS ISLAND LLC	FN0000001200	MER05B633	SOUTH PORTLAND
HODGDON YACHT SERVICES, LLC	FN0000002575	MER05C253	SOUTHPORT
THE TALARIA COMPANY, LLC	FN0000000416	MER05B396	SOUTHWEST HARBOR
SPRUCE HEAD MARINE, INC.	FN0000000478	MER05B439	SPRUCE HEAD
RICHARDSON'S BOAT YARD	FN0000000319	MER05B342	STANDISH
LYMAN MORSE BOATBUILDING, INC.	FN0000000785	MER05C197	THOMASTON
THE TALARIA COMPANY, LLC	FN0000000416	MER05B398	TRENTON
BLAKE'S BOATYARD	FN0000001380	MER05B678	WEST BOOTHBAY HARBOR
REED & REED, INC.	FN0000002834	MER05C083	WOOLWICH

APPENDIX L

Facilities with Active NOIs by Sector for the MSGP Program. (Several facilities are included in multiple sectors)

OWNER NAME	FACILITY NUMBER	PERMIT ID	CITY
YANKEE MARINA, INC.	FN0000000525	MER05B464	YARMOUTH
PEP J MARINE LLC	FN0000000528	MER05B465	YORK
SECTOR: S - AIR TRANSPORTATION			
AUGUSTA STATE AIRPORT	FN0000000067	MER05B136	AUGUSTA
BANGOR CITY OF	FN0000000143	MER05B733	BANGOR
C & L AEROSPACE HOLDINGS, LLC	FN00000004600	MER05C150	BANGOR
MIDCOAST REGIONAL REDEVELOPMENT AUTHORITY	FN00000004653	MER05C027	BRUNSWICK
HOULTON TOWN OF	FN00000000447	MER05B418	HOULTON
KNOX COUNTY REGIONAL AIRPORT	FN00000000587	MER05B509	OWLS HEAD
JETBLUE AIRWAYS CORPORATION	FN00000001888	MER05B770	PORTLAND
MAINE AVIATION CORPORATION	FN00000001569	MER05C111	PORTLAND
NORTHEAST AIR	FN00000002716	MER05B838	PORTLAND
PORTLAND CITY OF	FN00000000454	MER05B425	PORTLAND
PRESQUE ISLE CITY OF	FN00000000241	MER05B271	PRESQUE ISLE
SANFORD REGIONAL AIRPORT	FN00000001352	MER05B660	SANFORD
MAC JETS, LLC	FN00000005956	MER05C216	SOUTH PORTLAND
MAINE AIR NATIONAL GUARD	FN00000000141	MER05B426	SOUTH PORTLAND
COLUMBIA AIR SERVICES - BHB, LLC	FN00000002606	MER05B822	TRENTON
COUNTY OF HANCOCK	FN00000002891	MER05B889	TRENTON
SECTOR: T - TREATMENT WORKS			
BREWER CITY OF	FN00000000114	MER05B179	BREWER
HOULTON WATER COMPANY	FN00000002071	MER05B848	HOULTON
LEWISTON-AUBURN WATER POLLUTION CONTROL AUTHORITY	FN00000000684	MER05B529	LEWISTON

APPENDIX L

Facilities with Active NOIs by Sector for the MSGP Program. (Several facilities are included in multiple sectors)

OWNER NAME	FACILITY NUMBER	PERMIT ID	CITY
OLD ORCHARD BEACH TOWN OF	FN0000002295	MER05B905	OLD ORCHARD BEACH
PORTLAND WATER DISTRICT	FN0000000469	MER05B435	PORTLAND
NEW ENGLAND WASTE SERVICES OF ME, INC.	FN0000000399	MER05B389	UNITY
KENNEBEC SANITARY TREATMENT DISTRICT	FN0000000575	MER05B498	WATERVILLE
WELLS SANITARY DISTRICT	FN0000000032	MER05B474	WELLS
PORTLAND WATER DISTRICT	FN0000000469	MER05C239	WESTBROOK
SECTOR: U - FOOD & KINDRED PRODUCTS			
CHERRYFIELD FOODS, INC.	FN0000001631	MER05B903	CHERRYFIELD
JASPER WYMAN & SON	FN0000002058	MER05C245	DEBLOIS
MCCAIN FOODS USA, INC.	FN0000000240	MER05B273	EASTON
WESTERN POLYMER LLC	FN0000005073	MER05C279	FORT FAIRFIELD
TATE & LYLE SOLUTIONS USA LLC	FN0000006657	MER05B449	HOULTON
MR. BOSTON BRANDS, LLC	FN0000005178	MER05C286	LEWISTON
PINELAND FARMS POTATO COMPANY, INC.	FN0000004640	MER05C048	MARS HILL
CAPE SEAFOOD LLC	FN0000005990	MER05C225	SACO
PENOBSCOT MCCRUM, LLC	FN0000002176	MER05C280	WASHBURN
OAKHURST DAIRY	FN0000000084	MER05B150	WATERVILLE
SECTOR: V - TEXTILE MILLS, APPAREL & OTHER FABRIC PRODUCTS			
GISSING TECHNOLOGIES LLC	FN0000000110	MER05B168	AUBURN
DUVALTEX (US), INC.	FN0000005989	MER05B407	GUILFORD
TEX-TECH INDUSTRIES, INC.	FN0000000011	MER05B628	NORTH MONMOUTH
SECTOR: W - FURNITURE & FIXTURES			
HUSSEY SEATING COMPANY	FN0000000479	MER05B440	NORTH BERWICK

APPENDIX L

Facilities with Active NOIs by Sector for the MSGP Program. (Several facilities are included in multiple sectors)

OWNER NAME	FACILITY NUMBER	PERMIT ID	CITY
SECTOR: Y - RUBBER, MISC. PLASTIC PRODUCTS & MISC. MANUFACTURING INDUSTRIES			
CPK MANUFACTURING, LLC	FN0000006070	MER05C256	AUGUSTA
ALTUM PACKAGING, LP	FN00000018681	MERC299	POLAND
SECTOR: SECTOR NOT SPECIFIED			
MAINEFLAME, INC	FN0000006654	MER05C290	ASHLAND
607 LEWISTON JUNCTION ROAD LLC	FN0000006735	MER05C292	AUBURN
AUTOTRONICS, LLC	FN0000006043	MER05C241	FRENCHVILLE
TROMBLEY INDUSTRIES, INC.	FN0000002445	MER05B794	LIMESTONE

APPENDIX M

Acronyms Used in This Report

ACRONYM	TERM	DEFINITION
BOD	Biochemical Oxygen Demand	BOD is a measurement of the amount of oxygen utilized by the decomposition of organic material, over a specified time period (usually 5 days) in a wastewater sample. It is used as a measurement of the readily decomposable organic content of a wastewater.
CSO	Combined Sewer Overflow	CSOs occur during storm events when a mixture of wastewater and stormwater runoff overflows a combined sewer collection system (a system that collects sanitary wastewater and stormwater in a single pipe) before receiving treatment at a POTW. Communities that have CSOs are required to license them with the DEP, evaluate their CSO problems, and determine cost effective solutions to abate them.
CWA	Clean Water Act	A Federal Law established in 1972 to protect and improve the waters of the United States.
CWSRF	Clean Water State Revolving Loan Fund	The CWSRF provides low interest loans to municipalities and quasi-municipal corporations such as sanitary districts for construction of wastewater facilities. The CWSRF is capitalized by federal grants from EPA that require state matching funds equal to 20% of the federal grant.
DMR	Discharge Monitoring Report	A monthly report submitted to the DEP by licensed dischargers that summarizes required monitoring data.
MEPDES	Maine Pollutant Discharge Elimination System Program	The MEPDES program controls water pollution by regulating point sources that discharge pollutants into waters of the state. This is a delegated program under the Clean Water Act. Nationally, this program is referred to as NPDES (see below).
NON POTW	Non-Publicly Owned Treatment Works	Non-POTWs comprise a variety of municipal, commercial, or industrial dischargers.
NPDES	National Pollutant Discharge Elimination System Program	The NPDES program controls water pollution by regulating point sources that discharge pollutants into waters of the United States.
OBD	Overboard Discharge	OBDs are treated discharges to surface waters of domestic pollutants that are not conveyed and treated in municipal or quasi-municipal treatment facilities. They are typically from residential or small commercial facilities.
POTW	Publicly Owned Treatment Works	A POTW is a municipal or quasi-municipal wastewater treatment facility that treats residential, commercial and industrial wastewater.
SNC	Significant Non Compliance	SNC is a compliance status criteria developed by the EPA and utilized by the DEP to track compliance. A facility in SNC will have had two large violations, or four of any size violations, for a given parameter in a six-month period.
TSS	Total Suspended Solids	TSS is a measure of the filterable solids present in a wastewater sample.