

MAINE STATE LEGISLATURE

The following document is provided by the
LAW AND LEGISLATIVE DIGITAL LIBRARY
at the Maine State Law and Legislative Reference Library
<http://legislature.maine.gov/lawlib>



Reproduced from electronic originals
(may include minor formatting differences from printed original)

2018 Annual Compliance Report

State of Maine Workers' Compensation Board



January 1, 2018—December 31, 2018

Office of Monitoring, Audit & Enforcement

John Rohde, Esq.
Executive Director/Chair

27 State House Station
Augusta, Maine 04333-0027
(207) 287-3751

**MAINE WORKERS' COMPENSATION BOARD
2018 ANNUAL COMPLIANCE REPORT**

Table of Contents

Section	Page
Executive Summary	1-3
Annual Compliance Summary	4
High Compliance Performers	5
Lost Time First Report Filings	6
Initial Indemnity Payments	7
Initial Memorandum of Payment Filings	8
Initial Indemnity Notice of Controversy Filings	9
Wage Information	10
Utilization Analysis	11
In-State vs. Out-of-State Comparisons	12
Volume by Type of Insurer	13
Compliance by Type of Insurer	14
Entity Overview	15-16
Quarterly and Annual Insurance Group Compliance Charts	17-62

Tables

#	Title	Page
1	Quarterly Compliance Reports	4
2	Annual Compliance	4
3	Percentage Change Over Time	4
4	Lost Time First Report Filings: Timeliness Distribution	6
5	Lost Time First Report Filings: % of Insurers Above vs. Below 85% Benchmark	6
6	Initial Indemnity Payments: Timeliness Distribution	7
7	Initial Indemnity Payments: % of Insurers Above vs. Below 87% Benchmark	7
8	Initial Memorandum of Payment Filings: Timeliness Distribution	8
9	Initial Memorandum of Payment Filings: % of Insurers Above vs. Below 85% Benchmark	8
10	Initial Indemnity Notice of Controversy Filings: Timeliness Distribution	9
11	Initial Indemnity Notice of Controversy Filings: % of Insurers Above vs. Below 90% Benchmark	9
12	Wage Statement: Timeliness Distribution	10
13	Fringe Benefit Worksheet: Timeliness Distribution	10
14	Utilization Analysis: % of Lost Time First Reports Denied	11
15	Utilization Analysis: % of Claims for Compensation Denied	11

Charts

#	Title	Page
1	Lost Time First Report Filings: Timeliness Distribution	6
2	Lost Time First Report Filings: % of Insurers Above vs. Below 85% Benchmark	6
3	Lost Time First Report Filings: Compliance Trend	6
4	Initial Indemnity Payments: Timeliness Distribution	7
5	Initial Indemnity Payments: % of Insurers Above vs. Below 87% Benchmark	7
6	Initial Indemnity Payments: Compliance Trend	7
7	Initial Memorandum of Payment Filings: Timeliness Distribution	8
8	Initial Memorandum of Payment Filings: % of Insurers Above vs. Below 85% Benchmark	8
9	Initial Memorandum of Payment Filings: Compliance Trend	8
10	Initial Indemnity Notice of Controversy Filings: Timeliness Distribution	9
11	Initial Indemnity Notice of Controversy Filings: % of Insurers Above vs. Below 90% Benchmark	9
12	Initial Indemnity Notice of Controversy Filings: Compliance Trend	9
13	Wage Statement: Timeliness Distribution	10
14	Fringe Benefit Worksheet: Timeliness Distribution	10
15	Utilization Analysis: Distribution of Lost Time First Reports	11
16	Utilization Analysis: Lost Time First Reports	11
17	Utilization Analysis: Claims for Compensation	11

#	Appendices	Page
A	Insurance Group Compliance – Lost Time FROI Filings and Initial Indemnity Payments	A1-16
B	Insurance Group Compliance – Initial MOP and Initial Indemnity NOC Filings	B1-16
C	In-State Group Compliance – Lost Time FROI Filings and Initial Indemnity Payments	C1-2
D	In-State Group Compliance – Initial MOP and Initial Indemnity NOC Filings	D1-2
E	Out-of-State Group Compliance – Lost Time FROI Filings and Initial Indemnity Payments	E1-5
F	Out-of-State Group Compliance – Initial MOP and Initial Indemnity NOC Filings	F1-5
G	Type of Insurer Group Compliance – Lost Time FROI Filings and Initial Indemnity Payments	G1-4
H	Type of Insurer Group Compliance – Initial MOP and Initial Indemnity NOC Filings	H1-4

- I. On August 26, 2019, the Maine Workers' Compensation Board of Directors approved the 2018 Annual Compliance Report (**January 1, 2018** through **December 31, 2018**). This report represents the efforts of the Office of Monitoring, Audit and Enforcement (MAE Program) and the workers' compensation community.

II. HISTORY

In 1997, the Maine Legislature, with the support of Governor Angus S. King, Jr., enacted Public Law 1997, Chapter 486 to establish the Office of Monitoring, Audit, and Enforcement with the goals of: (1) providing timely and reliable data to policymakers; (2) monitoring and auditing payments and filings; and (3) identifying those insurers, self-administered employers, and third-party administrators (collectively "insurers") not complying with minimum standards.

III. COMPLIANCE OVERVIEW

The 2018 quarterly compliance in Table 1 represents static results based upon data received by the deadline for each quarter. This 2018 Annual Compliance Report represents static results based upon data received by March 22, 2019.

A. Lost Time First Report Filings

The Board's benchmark for lost time first report (FROI) filings within 7 days is 85%.

Benchmark Not Met. Eighty-three percent (83%) of lost time FROI filings were within 7 days.

B. Initial Indemnity Payments

The Board's benchmark for initial indemnity payments within 14 days is 87%.

Benchmark Exceeded. Eighty-eight percent (88%) of initial indemnity payments were within 14 days.

C. Initial Memorandum of Payment Filings

The Board's benchmark for initial Memorandum of Payment (MOP) filings within 17 days is 85%.

Benchmark Exceeded. Eighty-seven percent (87%) of initial MOP filings were within 17 days.

D. Initial Indemnity Notice of Controversy Filings

The Board's benchmark for initial indemnity Notice of Controversy (NOC) filings within 14 days is 90%.

Benchmark Exceeded. Ninety-four percent (94%) of initial indemnity NOC filings were within 14 days.

E. Wage Information

Seventy-three (73%) of Wage Statement(s) and Seventy-three (73%) of the Fringe Benefit Worksheet(s) that were received in 2018 were filed within 30 days.

F. Utilization Analysis

Twenty percent (19%) of all lost time first reports were "denied" and forty-four percent (43%) of all claims for compensation were denied.

IV. CAVEATS & EXPLANATIONS

A. General

- Question marks (“?”) within this report indicate that the insurer did not provide all the data required to measure compliance.

B. Lost Time First Report Filings

- Compliance with the lost time first report filing obligation exists when the lost time first report is filed (accepted Electronic Data Interchange (EDI) transaction, with or without errors) within 7 days of the employer receiving notice or knowledge of an employee injury that has caused the employee to lose a day's work.
- When a medical only first report was received and later converted to a lost time first report, if the received date minus the date of the employer's notice or knowledge of incapacity was less than zero, the filing was considered compliant.

C. Initial Indemnity Payments

Compliance with the Initial Indemnity Payment obligation exists when the check is mailed within the later of: (a) 14 days after the employer's notice or knowledge of incapacity or (b) the first day of compensability plus 6 days.

D. Initial Memorandum of Payment Filings

Compliance with the Initial Memorandum of Payment filing obligation exists when the MOP is received within 17 days of the employer's notice or knowledge of incapacity.

E. Initial Indemnity Notice of Controversy Filings

- Measurement excludes filings submitted with full denial reason codes 3A-3H (No Coverage).
- Compliance with the Initial Indemnity Notice of Controversy filing obligation exists when the NOC is filed (accepted EDI transaction, with or without errors) within 14 days of the employer receiving notice or knowledge of the incapacity or death.

V. COMPLETED AUDITS

The Board conducts compliance audits of insurers to ensure that all obligations under the Workers' Compensation Act are met. The functions of the audit program include, but are not limited to: ensuring that all reporting requirements of the Board are met, auditing the timeliness of benefit payments, auditing the accuracy of indemnity payments, evaluating claims-handling techniques, and determining whether claims are unreasonably contested.

The following had audits completed in 2018:

Auditee (alpha order)	Total Penalties
American International Group, Inc.	\$7,500.00
Claims Management (Walmart)	\$23,150.00
Continental Indemnity Company	\$0.00
Hanover Insurance Group	\$6,800.00
Maine Motor Transport Association Workers' Compensation Trust	\$4,500.00
Sedgwick Claims Management Services, Inc.	\$12,000.00

This 2018 Annual Compliance Report was prepared by the following MAE staff members:

Name	Position	Annual Report Role
Kimberly Belka	Management Analyst I	Research & Compilation
Seanna Crasnick	Deputy General Counsel	Editor
Carrie Ellis	Management Analyst II	Research & Compilation
Dolores Toothaker	Office Associate II	Administrative Support

Annual Compliance Summary

Table 1 Quarterly Compliance Reports

	Benchmark	First Quarter	Second Quarter	Third Quarter	Fourth Quarter
Lost Time First Report Filings Received within 7 Days	85%	84%	84%	82%	83%
Initial Indemnity Payments Made within 14 Days	87%	88%	89%	90%	87%
Initial Memorandum of Payment Filings Received within 17 Days	85%	86%	88%	89%	85%
Initial Indemnity Notice of Controversy Filings Received within 14 Days	90%	94%	95%	95%	94%

Table 2 Annual Compliance

	1997[1]	2009	2010	2011	2012	2013	2014	2015	2016	2017	2018
Lost Time First Report Filings Received within 7 Days	37%	84%	86%	87%	85%	85%	84%	83%	83%	83%	83%
Initial Indemnity Payments Made within 14 Days	59%	89%	89%	89%	90%	91%	90%	87%	89%	90%	88%
Initial Memorandum of Payment Filings Received within 17 Days	57%	87%	86%	89%	89%	90%	89%	86%	88%	89%	87%
Initial Indemnity Notice of Controversy Filings Received within 14 Days[2]		94%	94%	95%	95%	95%	94%	94%	93%	93%	94%

Table 3 Percentage Over Time

	1997[1]	2009	2010	2011	2012	2013	2014	2015	2016	2017	2018
Lost Time First Report Filings Received within 7 Days	0%	127%	135%	138%	132%	133%	128%	126%	126%	127%	125%
Initial Indemnity Payments Made within 14 Days	0%	49%	50%	50%	51%	52%	51%	47%	50%	51%	48%
Initial Memorandum of Payment Filings Received within 17 Days	0%	54%	52%	56%	56%	58%	56%	52%	56%	57%	52%
Initial Indemnity Notice of Controversy Filings Received within 14 Days[2]		2%	3%	4%	4%	4%	2%	3%	1%	1%	3%

[1] Based on sample data.

[2] Benchmark changed in 2007 from 17 days to 14 days.

High Compliance Performers

Entities large and small have developed the policies, processes and systems necessary to achieve or exceed the benchmark compliance levels relative to form filing, as well as the initial indemnity payments that put money into injured Maine employees' households. The Board wishes to recognize them for their excellence in these areas.

These high-performing entities run the gamut of size, location and organization type, i.e. insurer, TPA, self-insured self-administered employer.

Benchmark Category:	First Report Filings	Initial Payments	Initial MOP Filings	Initial NOC Filings
---------------------	----------------------	------------------	---------------------	---------------------

Insurers/TPAs				
Cross Insurance	95%	95%	94%	99%
Electric Insurance	100%	100%	100%	100%
Sedgwick Claims Management Services	94%	98%	97%	99%
Synernet	90%	87%	90%	95%

Self-Insureds				
Bath Iron Works	97%	98%	98%	97%
Maine Automobile Dealers Association	95%	94%	100%	100%
Maine Motor Transport Association	97%	91%	97%	100%
Maine Municipal Association	95%	96%	92%	99%
Maine School Management Association	89%	94%	98%	97%
State of Maine Workers' Comp. Trust	88%	97%	94%	96%

Board Benchmarks:

- 85% of Lost Time First Report filings received within 7 days
- 87% of Initial Indemnity Payments made within 14 days
- 85% of Initial Memorandum of Payment filings received within 17 days
- 90% of Initial Indemnity Notice of Controversy filings received within 14 days

Qualifications:

- Must have filed more than one MOP in the year.
- Must have filed more than one NOC in the year.

LOST TIME FIRST REPORT OF INJURY FILINGS

Chart 1: Timeliness Distribution



Table 4: Received Within

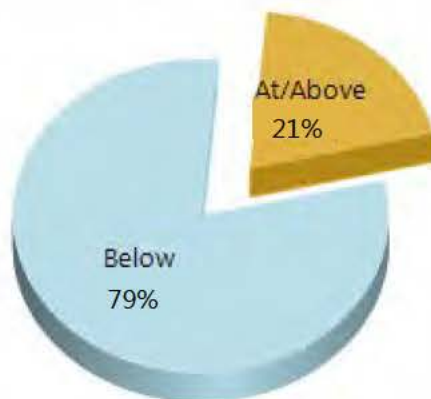
0-7 Days	11,793	83%
8-14 Days	1,268	9%
15-29 Days	676	5%
30+ Days	555	4%
? Days	0	0%
Total	14,292	100%

*The percentages may not always add to 100% due to rounding.

Table 5: Above vs Below Benchmark

At/Above	16	21%
Below	62	79%
Total	78	100%

Chart 2: % of Insurers At/Above vs. Below 85% Benchmark



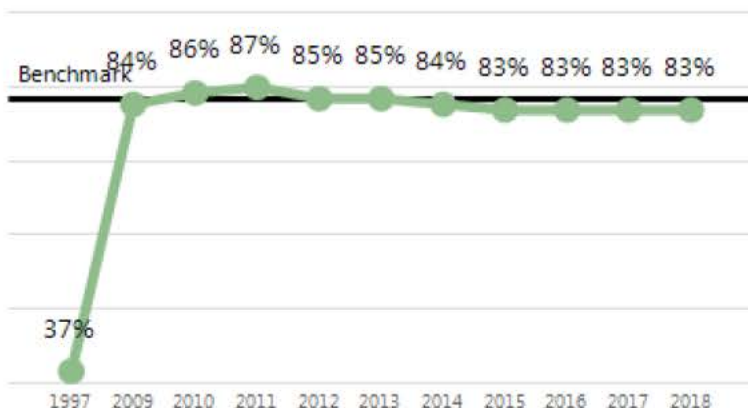
Summary

The Board received 14,292 lost time first reports. This represents 103 more than in 2017.

The 2018 compliance rate of 83% for lost time first report filings decreased slightly from the 2017 compliance rate. As can be seen on Chart 2, 21% of insurers were at or above the benchmark in 2018, a decrease compared to 2017, which had 36% at or above the benchmark.

Incorrect or unknown employer UIAN numbers continue to be an issue. Accurate UIAN data ensures that claims received at the Board are linked to the appropriate insurance policy and claim administrator in a timely manner, thus reducing workloads for all parties. Attention will continue to be placed on improving this area.

Chart 3: Compliance Trend



INITIAL INDEMNITY PAYMENTS

Chart 4: Timeliness Distribution



Table 6: Received Within

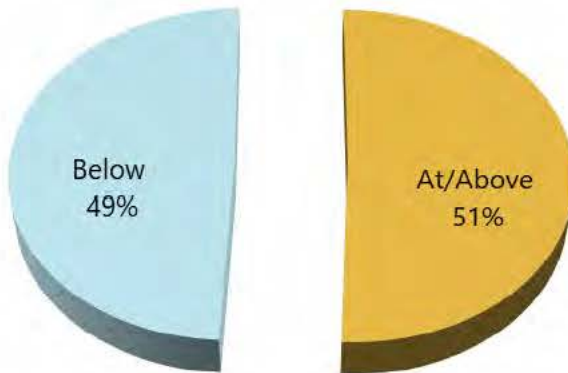
0-14 Days	3,138	88%
15-21 Days	211	6%
22-44 Days	147	4%
45+ Days	63	2%
? Days	1	0%
Total	3,560	100%

*The percentages may not always add to 100% due to rounding.

Table 7: Above vs Below Benchmark

At/Above	36	51%
Below	35	49%
Total	71	100%

Chart 5: % of Insurers At/Above vs. Below 87% Benchmark



Summary

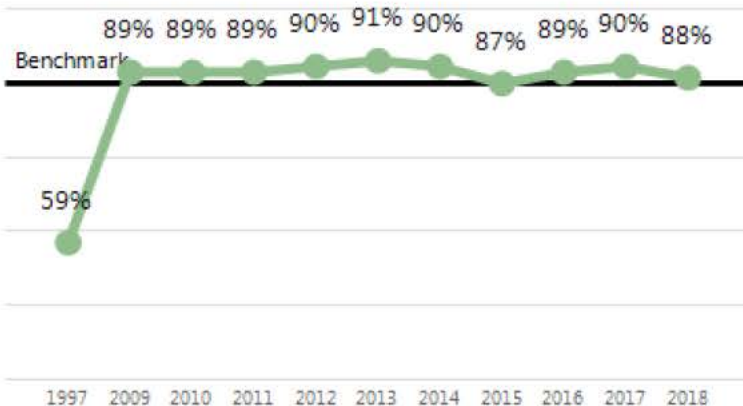
Injured workers in the State of Maine continue to benefit from the high (88%) compliance rate of initial indemnity payments.

In fact, compliance has improved 29 points since monitoring began, from 59% to 88%, resulting in Maine households receiving much-needed money on time.

On a broader level, timely initial indemnity payments are a key factor in controlling workers' compensation claim costs.

However, as can be seen in Chart 5, work still remains in this area. Analysis will continue to focus on identifying best practices followed by those with high compliance rates in order to identify solutions that might help those at the other end of the spectrum to improve their results.

Chart 6: Compliance Trend



INITIAL MEMORANDUM OF PAYMENT FILINGS

Chart 7: Timeliness Distribution



Table 8: Received Within

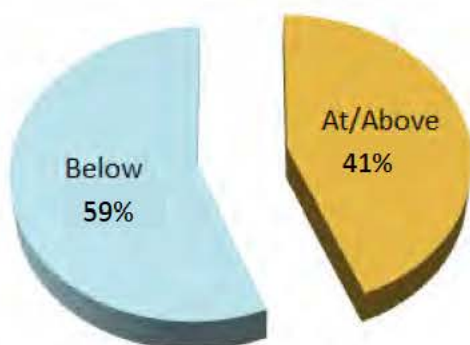
0-17 Days	3,079	87%
18-21 Days	141	4%
22-44 Days	217	6%
45+ Days	122	3%
? Days	1	0%
Total	3,560	100%

*The percentages may not always add to 100% due to rounding.

Table 9: Above vs Below Benchmark

At/Above	29	41%
Below	42	59%
Total	71	100%

Chart 8: % of Insurers At/Above vs. Below 85% Benchmark



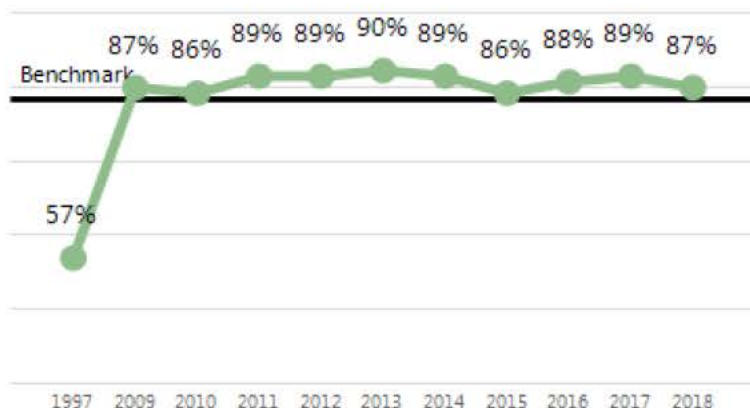
Summary

Studies by the Workers' Compensation Research Institute indicate that proper claims administration and timely payment of claims reduces both the overall cost of claims and also the time required to process a claim through the dispute resolution system.

As can be seen in Chart 7, the benchmark is being met at an aggregate level, but as Chart 8 indicates, fifty-six percent of all insurers are below benchmark, showing significant opportunity for improvement going forward.

While a Memorandum of Payment filing does not have the same tangible benefit to the injured employee as the payment itself, it is a key indicator of how well insurers are complying with the administrative requirements of the Act.

Chart 9: Compliance Trend



INITIAL INDEMNITY NOTICE OF CONTROVERSY FILINGS

Chart 10: Timeliness Distribution



Table 10: Received Within

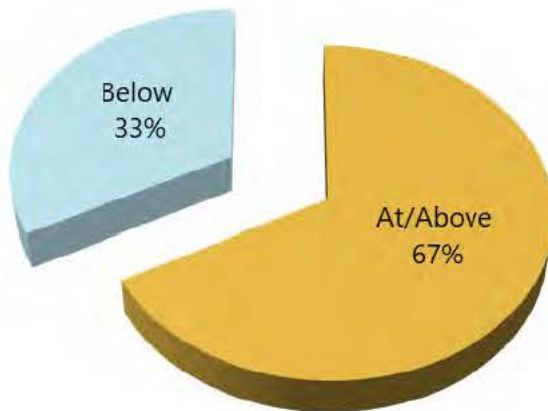
0-14 Days	2,518	94%
15-21 Days	60	2%
22-44 Days	54	2%
45+ Days	34	1%
? Days	2	0%
Total	2,668	100%

*The percentages may not always add to 100% due to rounding.

Table 11: Above vs Below Benchmark

At/Above	35	67%
Below	17	33%
Total	52	100%

Chart 11: % of Insurers At/Above vs. Below 90% Benchmark



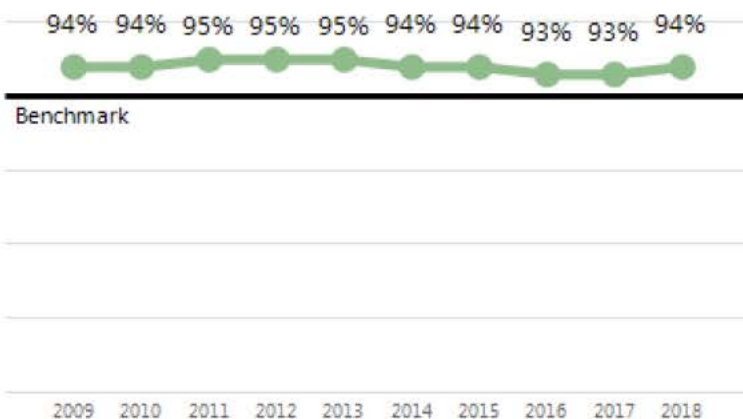
Summary

The benchmark for the timely filing of the Initial Indemnity Notice of Controversy was changed from 17 to 14 days effective 2007.

In 2017 there were 8% more filings in the dispute resolution system at the Board compared to 2018. The compliance increased slightly to 94%.

61% of insurers were at or above benchmark last year, however that percentage has increased 8 percentage points to 69% in 2018.

Chart 12: Compliance Trend



WAGE INFORMATION

Wage information (WCB-2 and WCB-2B forms) must be filed within 30 days of an employer's notice or knowledge of a claim for compensation (Title 39-A M.R.S.A. Section 303). This includes both compensated and controverted claims where a claim for compensation has been made.

Chart 13: Wage Statement Timeliness Distribution

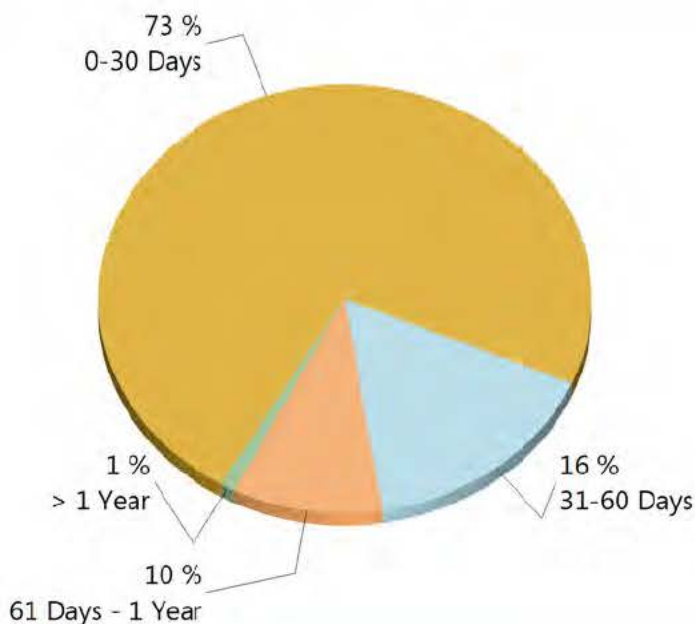


Table 12: Wage Statements Received

0-30 Days	5,692	73%
31-60 Days	1,253	16%
61 Days - 1 Year	762	10%
> 1 Year	78	1%
Total	7,785	100%

Wage Statement(s): 5,727 (68%) of the 8,376 Wage Statement(s) that were due this year were filed timely, 2,208 (26%) were filed late, and 441 (5%) remain outstanding.

Chart 14: Fringe Benefit Worksheet Timeliness Distribution

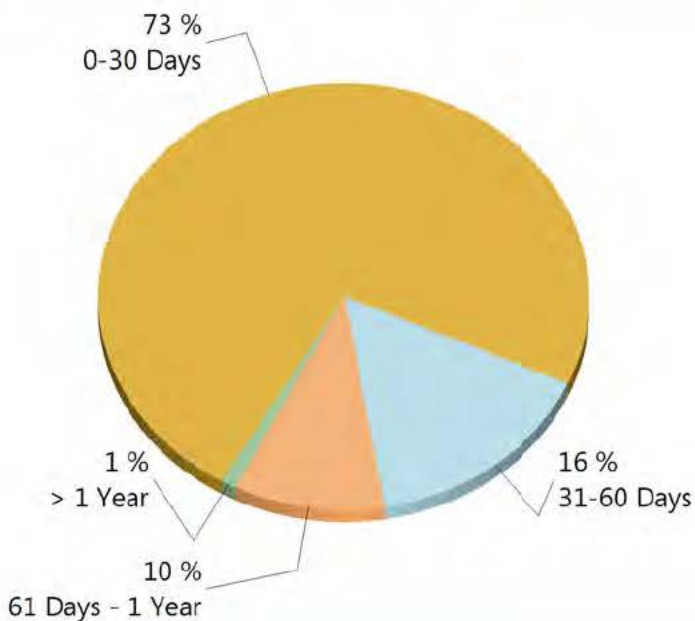


Table 13: Fringe Worksheets Received

0-30 Days	5,550	73%
31-60 Days	1,184	16%
61 Days - 1 Year	750	10%
> 1 Year	78	1%
Total	7,562	100%

Fringe Benefit Worksheet(s): 5,587 (67%) of the 8,376 Fringe Benefit Worksheet(s) due this year were filed timely, 2,242 (27%) were filed late, and 547 (7%) remain outstanding.

UTILIZATION ANALYSIS

Summary

Of the 14,292 lost time First Report filings in 2018, 54% resulted in the employee returning to work within the waiting period. Also, 19% of all lost time First Reports and 43% of all claims for compensation were “denied” in 2018.

The number of initial indemnity NOCs filed by an insurer, contrasted with the number of Initial MOPs filed by the insurer, may be used as one of many claims administration indicators that result in an insurer being referred for audit for possible violations of the Act.

Chart 15 Distribution of Lost Time First Reports

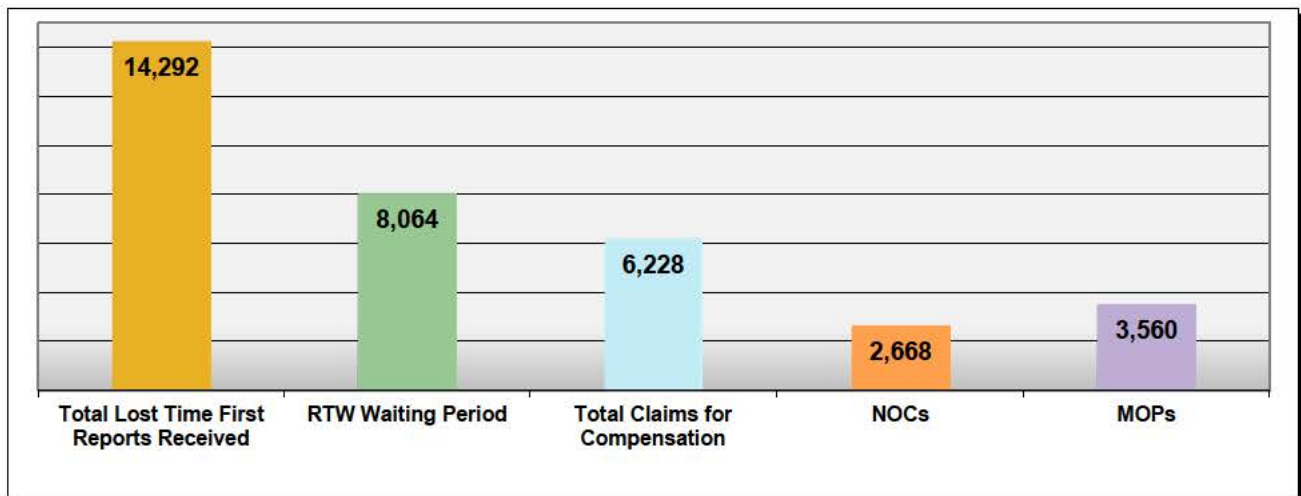


Table 14 % of Lost Time First Reports Denied

(Initial Indemnity NOCs / Lost Time First Reports)

2018	19%
2017	20%
2016	20%

Table 15 % of Claims for Compensation Denied

(Initial Indemnity NOCs / Claims for Compensation)

2018	43%
2017	44%
2016	43%

Chart 16 Lost Time First Reports Analysis

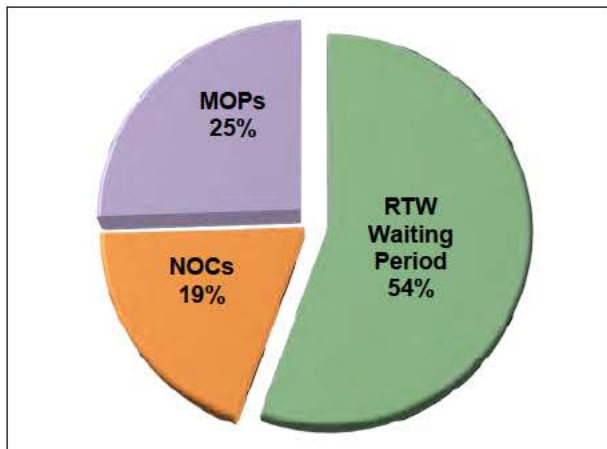
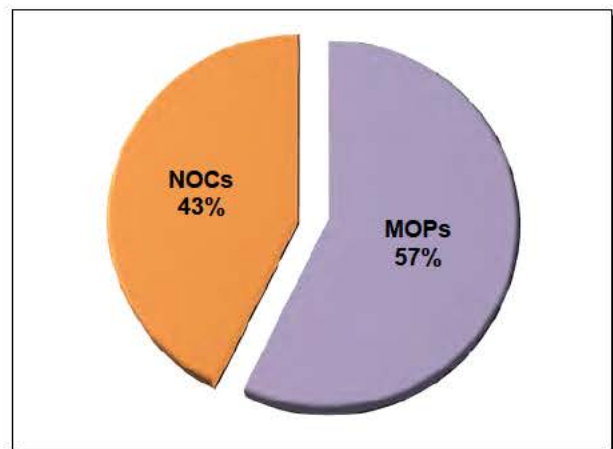


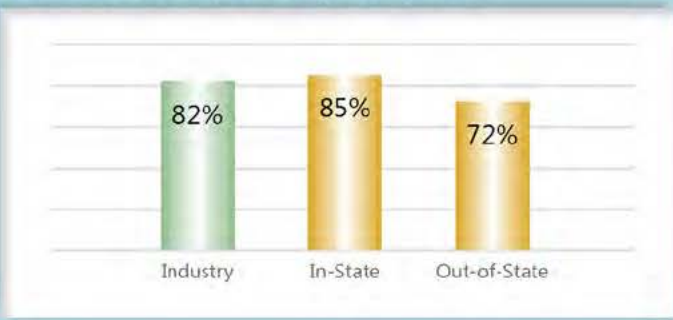
Chart 17 Claims for Compensation Analysis



In-State vs. Out-of-State Comparisons

As can be seen in the charts below, In-State insurers out-perform their Out-of-State counterparts in all four benchmarks. In-State insurers also make up roughly two-thirds of all filings.

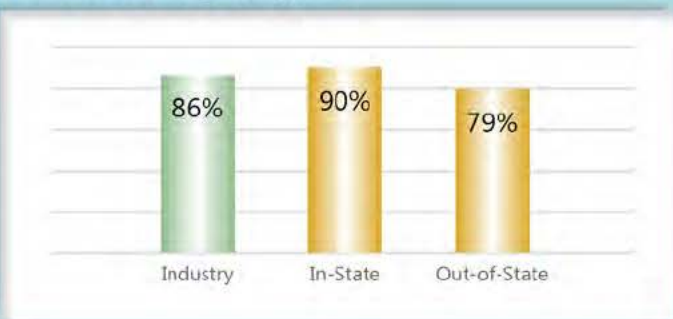
Lost Time First Report Filings Compliance



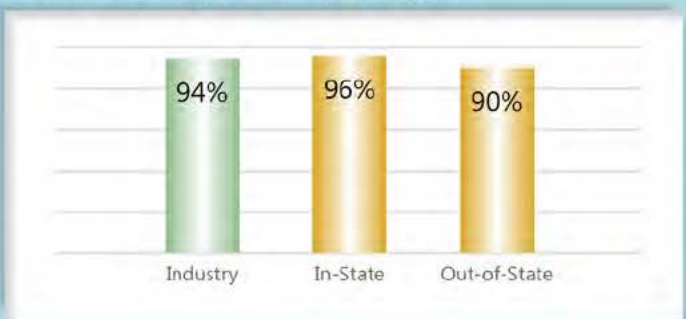
Initial Indemnity Payments Compliance



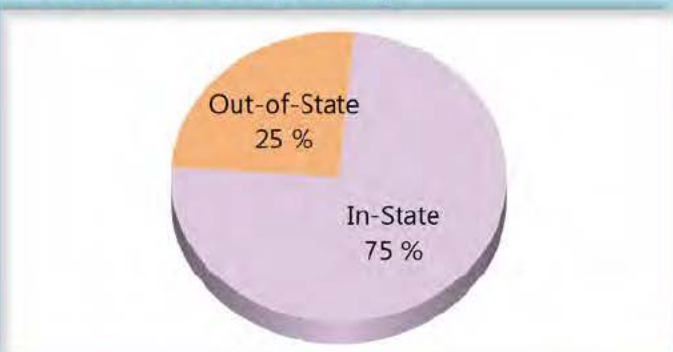
Initial MOP Filings Compliance



Initial Indemnity NOC Filings Compliance



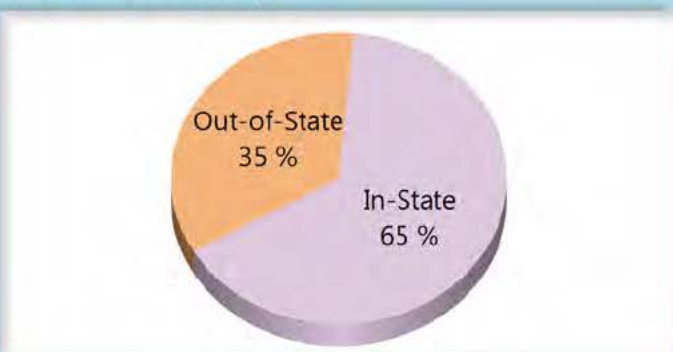
% of Lost Time First Report Filings



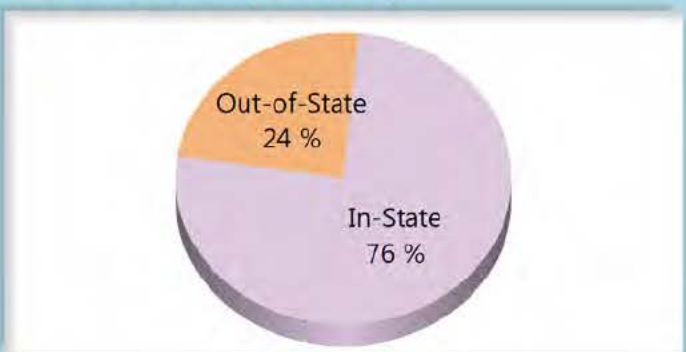
% of Initial Indemnity Payments



% of Initial MOP Filings

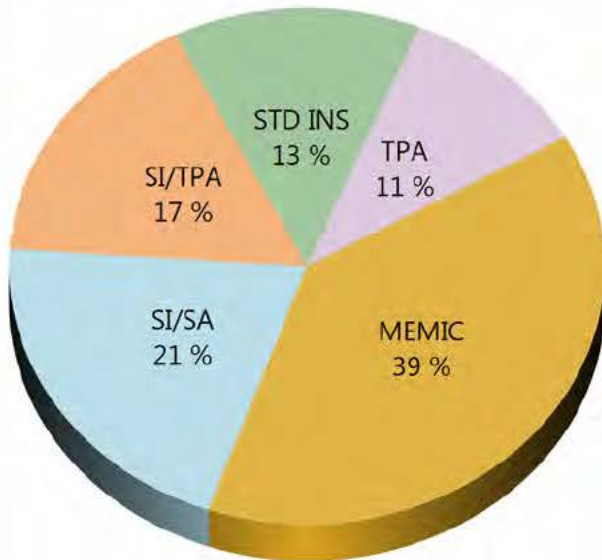


% of Initial Indemnity NOC Filings

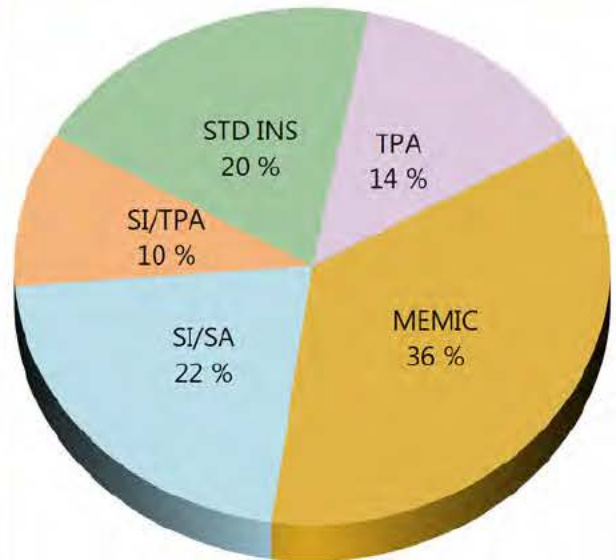


Volume by Type of Insurer

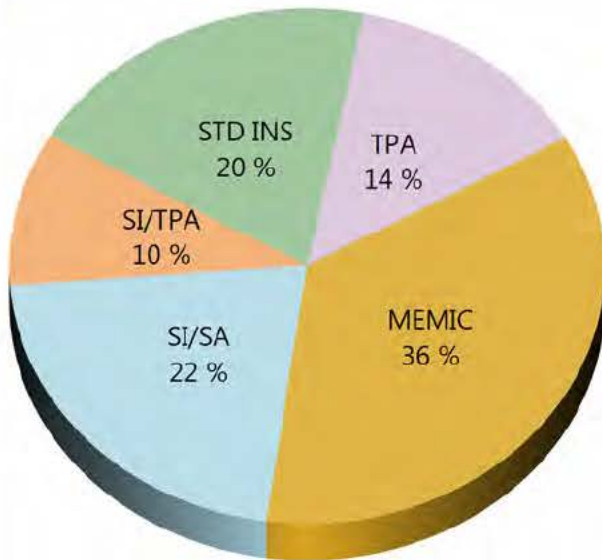
Lost Time First Report Filings



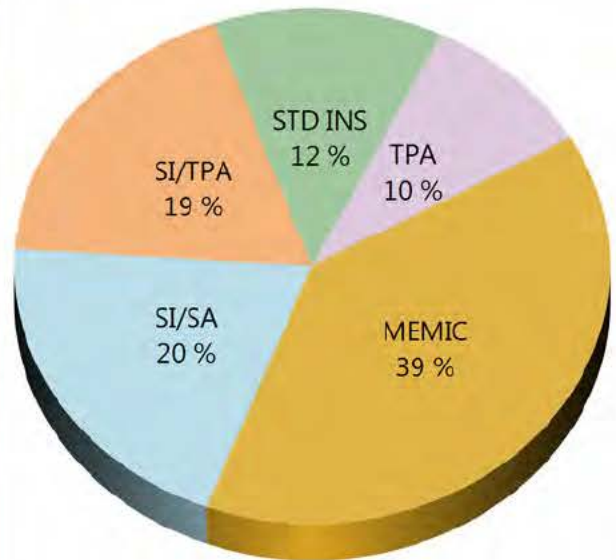
Initial Indemnity Payments



Initial Memorandum of Payment Filings



Initial Indemnity Notice of Controversy Filings

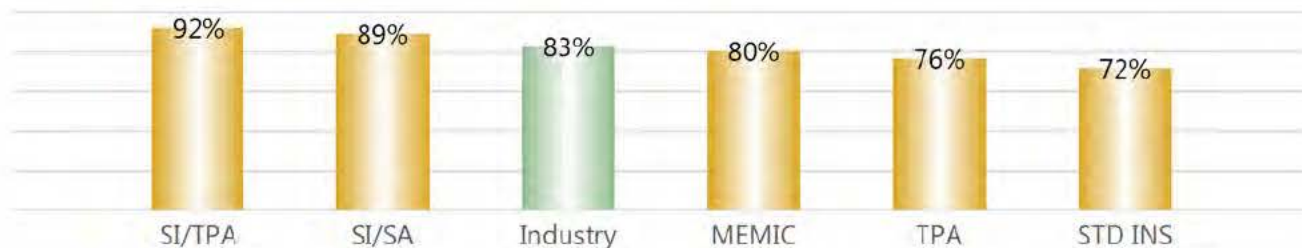


KEY:

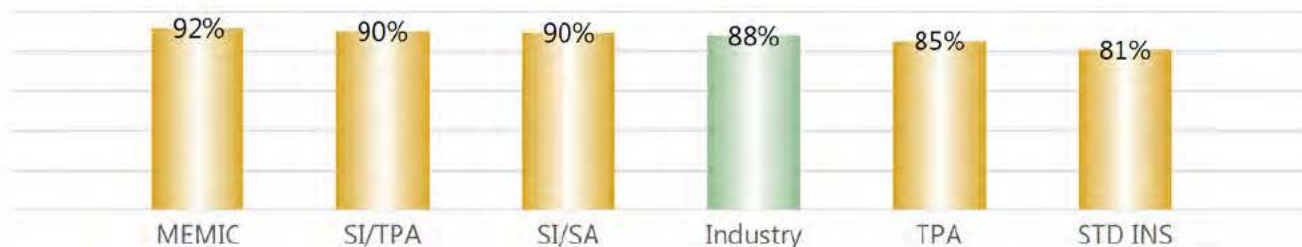
- SI/SA** Self-Insured, Self-Administered Employer
- SI/TPA** Self-Insured, TPA-Administered Employer
- STD INS** Standard Insurer (excluding MEMIC), Self-Administered
- TPA** Standard Insurer (excluding MEMIC), TPA-Administered

Compliance by Type of Insurer

Lost Time First Report Filings: Benchmark = 85%



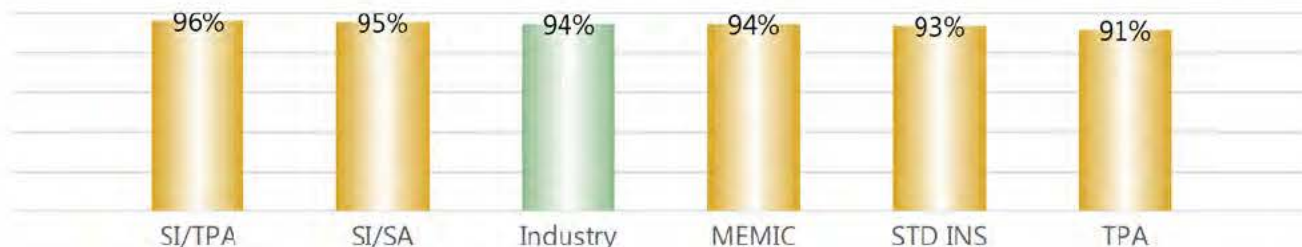
Initial Indemnity Payments: Benchmark = 87%



Initial Memorandum of Payment Filings: Benchmark = 85%



Initial Indemnity Notice of Controversy Filings: Benchmark = 90%



KEY:

- SI/SA** Self-Insured, Self-Administered Employer
- SI/TPA** Self-Insured, TPA-Administered Employer
- STD INS** Standard Insurer (excluding MEMIC), Self-Administered
- TPA** Standard Insurer (excluding MEMIC), TPA-Administered

ENTITY OVERVIEW

Insurance Group	FROI Compliance Benchmark: 85%	PAY Compliance Benchmark: 87%	MOP Compliance Benchmark: 85%	NOC Compliance Benchmark: 90%
ACADIA INSURANCE	72%	83%	93%	100%
ACCIDENT FUND INSURANCE*	0%	100%	100%	No filings
ACUITY MUTUAL INSURANCE*	75%	No filings	No filings	0%
AIG INSURANCE	85%	84%	90%	95%
ALLIANZ INSURANCE*	50%	No filings	No filings	100%
ALTERNATIVE SERVICE CONCEPTS LLC*	0%	No filings	No filings	No filings
AMERISURE INSURANCE*	0%	No filings	No filings	No filings
AMTRUST INSURANCE	73%	86%	79%	85%
ARCH INSURANCE	71%	72%	79%	94%
BATH IRON WORKS	97%	98%	98%	97%
BENCHMARK INSURANCE*	25%	100%	100%	No filings
BERKSHIRE HATHAWAY INSURANCE*	13%	88%	63%	No filings
BROADSPIRE SERVICES	78%	90%	90%	100%
CANNON COCHRAN MANAGEMENT SERVICES	81%	92%	93%	90%
CHEROKEE INSURANCE*	No filings	100%	0%	No filings
CHESTERFIELD SERVICES*	33%	100%	67%	No filings
CHUBB INSURANCE	81%	90%	89%	93%
CHURCH MUTUAL INSURANCE*	0%	75%	50%	No filings
CIANBRO CORPORATION*	80%	50%	50%	100%
CINCINNATI INSURANCE*	No filings	100%	100%	No filings
CLAIMS MANAGEMENT (WALMART)	83%	95%	81%	89%
CNA INSURANCE	87%	83%	83%	No filings
CONSTITUTION STATE SERVICES	48%	86%	82%	79%
CORVEL ENTERPRISE COMP	33%	55%	52%	25%
COTTINGHAM & BUTLER CLAIMS SERVICES	75%	73%	73%	No filings
CROSS INSURANCE	95%	95%	94%	99%
EASTERN ALLIANCE INSURANCE	66%	84%	81%	89%
ELECTRIC INSURANCE	100%	100%	100%	100%
ESIS	48%	63%	65%	83%
EVEREST REINS HOLDINGS GROUP*	100%	No filings	No filings	No filings
FEDERATED MUTUAL INSURANCE	65%	73%	27%	67%
FRANKENMUTH INSURANCE*	100%	No filings	No filings	No filings
FUTURECOMP	94%	88%	80%	95%
GALLAGHER BASSETT SERVICES	74%	85%	84%	83%
GREAT AMERICAN INSURANCE*	60%	0%	0%	No filings
GREAT FALLS INSURANCE	66%	89%	93%	100%
GREAT WEST INSURANCE*	0%	100%	67%	No filings
GUARD INSURANCE	45%	77%	77%	100%
HANNAFORD BROTHERS	68%	59%	56%	64%
HANNOVER INSURANCE*	67%	100%	100%	100%

*No Compliance chart in report

ENTITY OVERVIEW

Insurance Group	FROI Compliance Benchmark: 85%	PAY Compliance Benchmark: 87%	MOP Compliance Benchmark: 85%	NOC Compliance Benchmark: 90%
HANOVER INSURANCE	79%	87%	78%	91%
HARTFORD INSURANCE	78%	92%	89%	91%
HELMSMAN MANAGEMENT SERVICES	61%	68%	77%	79%
LIBERTY MUTUAL INSURANCE	77%	84%	84%	96%
MAINE AUTOMOBILE DEALERS ASSOCIATION	95%	94%	100%	100%
MAINE EMPLOYERS' MUTUAL INSURANCE	80%	92%	90%	94%
MAINE HEALTHCARE ASSOCIATION	79%	68%	68%	100%
MAINE MOTOR TRANSPORT ASSOCIATION	97%	91%	97%	100%
MAINE MUNICIPAL ASSOCIATION	95%	96%	92%	99%
MAINE SCHOOL MANAGEMENT ASSOCIATION	89%	94%	98%	97%
MEADOWBROOK INSURANCE*	80%	100%	100%	No filings
MITSUI SUMITOMO INS CO OF AMERICA*	100%	100%	100%	No filings
NATIONAL INTERSTATE INSURANCE*	67%	50%	50%	100%
NATIONWIDE INSURANCE*	33%	67%	67%	No filings
NEXT LEVEL ADMINISTRATOR LLC*	0%	0%	0%	No filings
NGM INSURANCE*	20%	0%	0%	No filings
NORTH RIVER INSURANCE*	67%	100%	50%	100%
OLD REPUBLIC INSURANCE	79%	96%	96%	80%
PENNSYLVANIA MFG ASSN	84%	58%	50%	70%
PROTECTIVE INSURANCE*	0%	0%	0%	No filings
QBE INSURANCE GROUP	79%	100%	100%	83%
RYDER SERVICES*	0%	100%	0%	0%
SAFETY NATIONAL CASUALTY CORP	70%	75%	78%	94%
SEDGWICK CLAIMS MANAGEMENT SERVICES	94%	98%	97%	99%
SENTRY INSURANCE	63%	73%	78%	100%
SOMPO JAPAN INSURANCE*	50%	100%	100%	No filings
STARR INDEMNITY INSURANCE	81%	92%	92%	100%
STATE OF MAINE WORKERS' COMPENSATION TRUST	88%	97%	94%	96%
SYNERNET	90%	87%	90%	95%
T.H.E. INSURANCE*	0%	No filings	No filings	No filings
THE AMERICAN EQUITY UNDERWRITERS*	50%	0%	0%	No filings
TOKIO MARINE INSURANCE*	0%	No filings	No filings	No filings
TRAVELERS INSURANCE	52%	67%	51%	84%
TRISTAR RISK ENTERPRISE MANAGEMENT*	0%	No filings	No filings	0%
TYSON FOODS INC*	0%	0%	0%	No filings
UTICA MUTUAL INSURANCE*	0%	0%	0%	No filings
VANLINER INSURANCE*	0%	100%	100%	No filings
XL INSURANCE	80%	79%	79%	93%
YORK RISK SERVICES	57%	69%	69%	100%
ZURICH INSURANCE	79%	82%	82%	93%

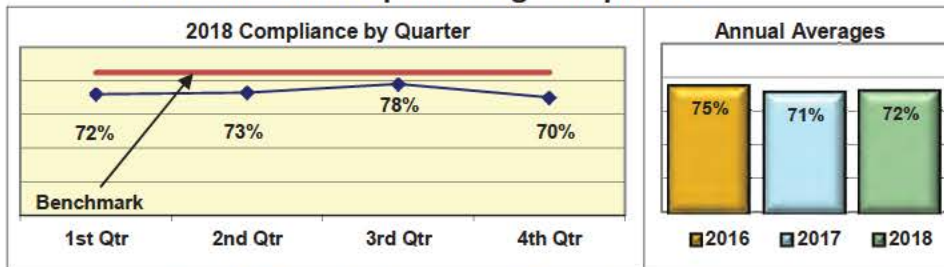
*No compliance chart in report

Annual Compliance Report

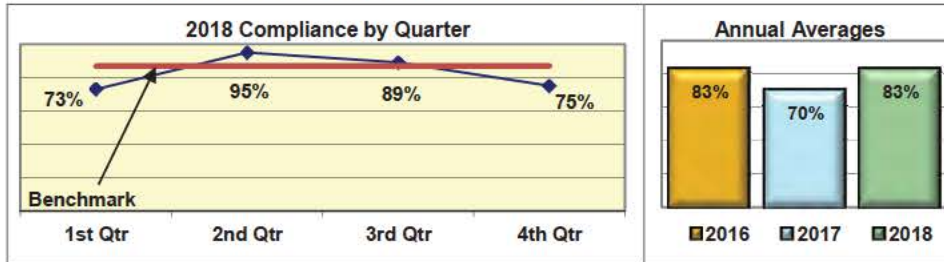
01/01/2018-12/31/2018

ACADIA INSURANCE

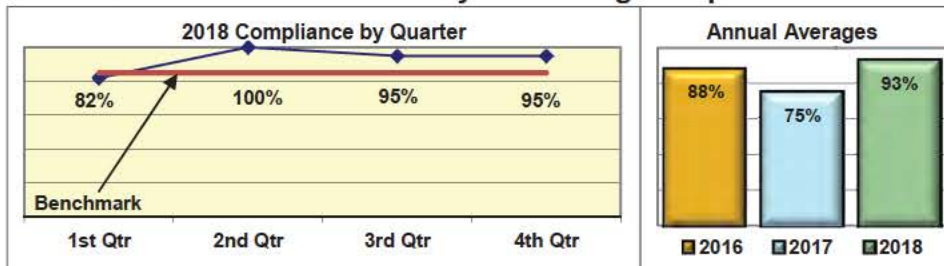
Lost Time First Report Filing Compliance



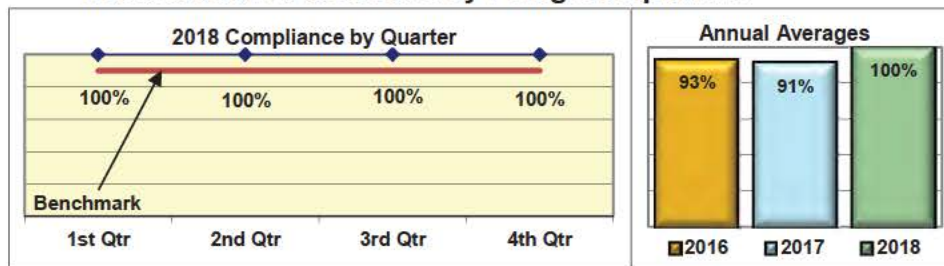
Initial Indemnity Payment Compliance



Initial Memorandum of Payment Filing Compliance



Initial Notice of Controversy Filing Compliance



Summary

Acadia Insurance is an insurer that administered its own claims in 2018 under the following rating companies:

Acadia Insurance
Continental Western Insurance
Firemen's Ins. Co. of Wash. DC
Union Insurance

Utilization Analysis

Lost Time First Reports Received



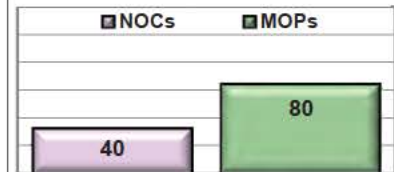
Activity on Lost Time First Reports

■ No Activity Required ■ Claims for Compensation



Activity on Claims for Compensation

■ NOCs ■ MOPs



Percent of Lost Time First Reports Denied
(Initial Indemnity NOCs / Lost Time First Reports)

15%

Percent of Claims for Compensation Denied
(Initial Indemnity NOCs / Claims for Compensation)

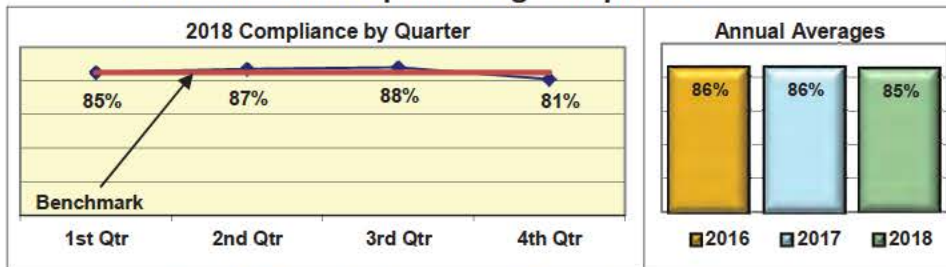
33%

Annual Compliance Report

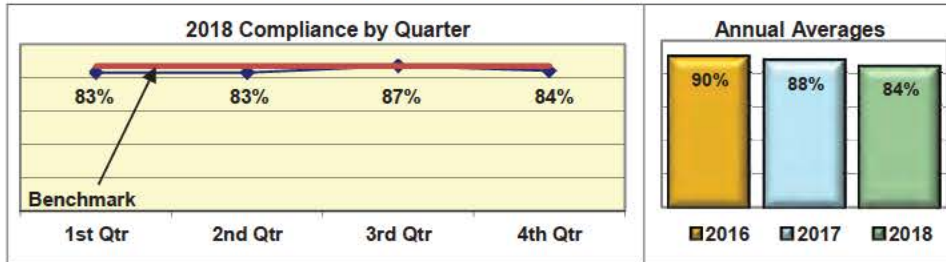
01/01/2018-12/31/2018

AIG INSURANCE

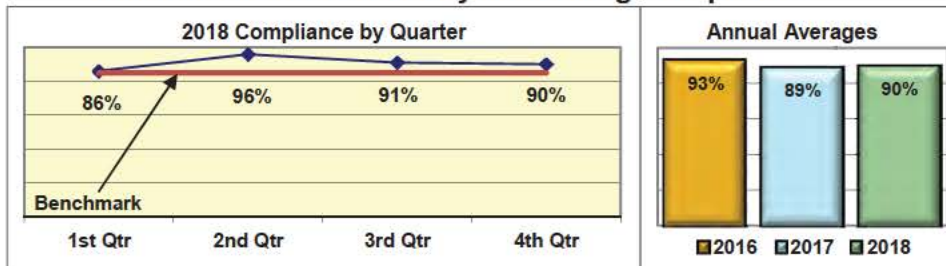
Lost Time First Report Filing Compliance



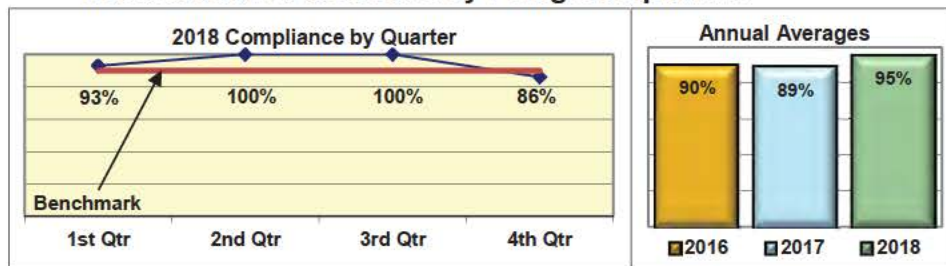
Initial Indemnity Payment Compliance



Initial Memorandum of Payment Filing Compliance



Initial Notice of Controversy Filing Compliance



Summary

AIG Insurance is an insurer that administered its own claims and used third parties to administer claims in 2018 under the following rating companies:

Granite State Insurance
Illinois National Insurance
Ins. Co. of the State of Pennsylvania
National Union Fire Ins. Co. of Pitts.
New Hampshire Insurance

AIG Insurance used the following third parties in 2018:

Alternative Service Concepts LLC
American Zurich
Broadspire Services
ESIS
Gallagher Bassett Services
Sedgwick Claims Management Svcs.

Utilization Analysis

Lost Time First Reports Received



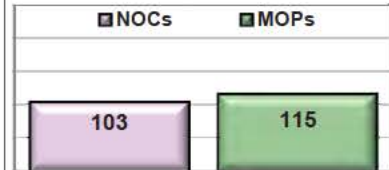
Activity on Lost Time First Reports

■ No Activity Required ■ Claims for Compensation



Activity on Claims for Compensation

■ NOCs ■ MOPs



Percent of Lost Time First Reports Denied
(Initial Indemnity NOCs / Lost Time First Reports)

29%

Percent of Claims for Compensation Denied
(Initial Indemnity NOCs / Claims for Compensation)

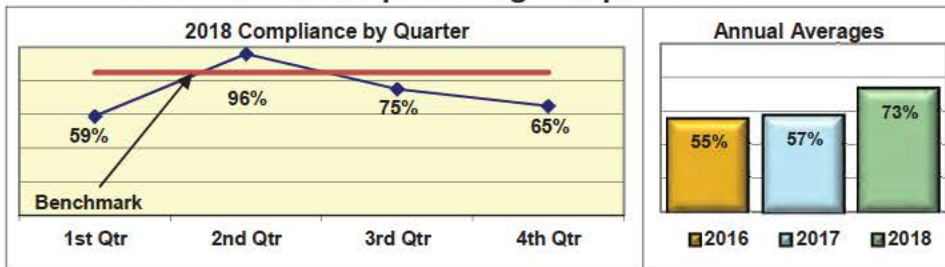
47%

Annual Compliance Report

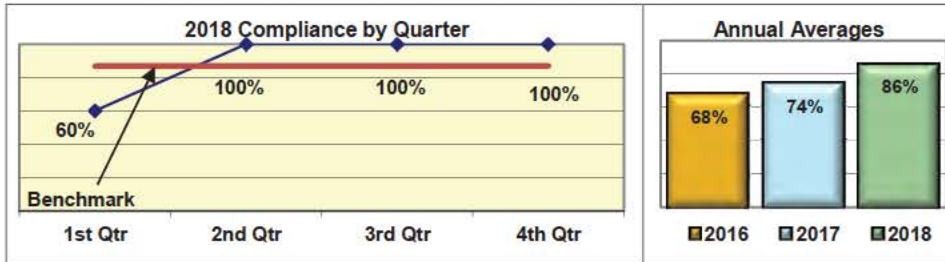
01/01/2018-12/31/2018

AMTRUST INSURANCE

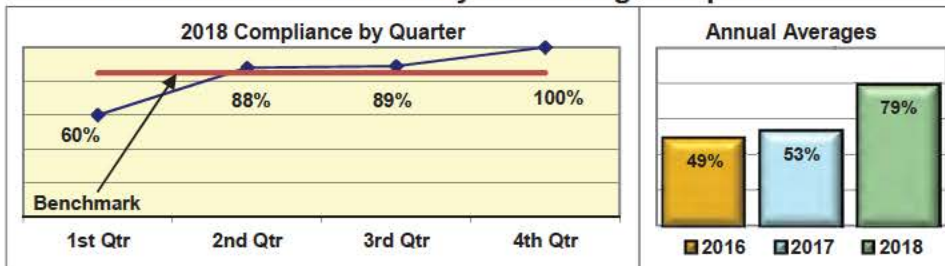
Lost Time First Report Filing Compliance



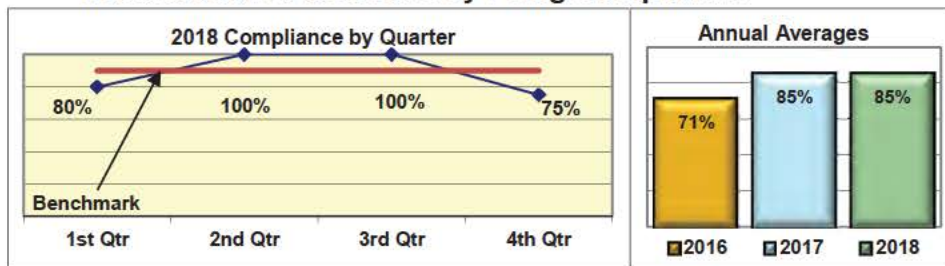
Initial Indemnity Payment Compliance



Initial Memorandum of Payment Filing Compliance



Initial Notice of Controversy Filing Compliance




Summary

Amtrust North America is an insurer that administered its own claims in 2018 under the following rating companies:

Security National Insurance
Technology Insurance
Wesco Insurance

Utilization Analysis

Lost Time First Reports Received




Activity on Lost Time First Reports

■ No Activity Required ■ Claims for Compensation



Activity on Claims for Compensation

■ NOCs ■ MOPs



Percent of Lost Time First Reports Denied
(Initial Indemnity NOCs / Lost Time First Reports)

14%

Percent of Claims for Compensation Denied
(Initial Indemnity NOCs / Claims for Compensation)

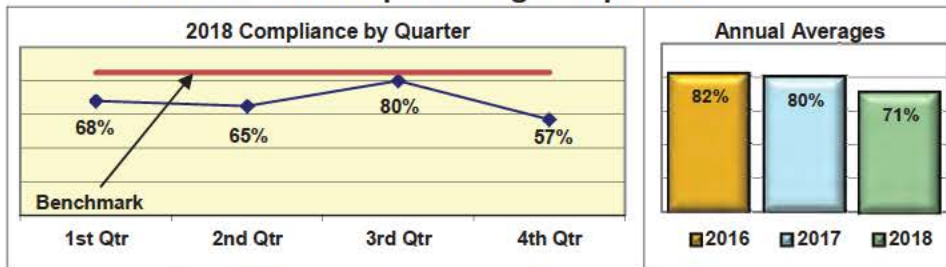
31%

Annual Compliance Report

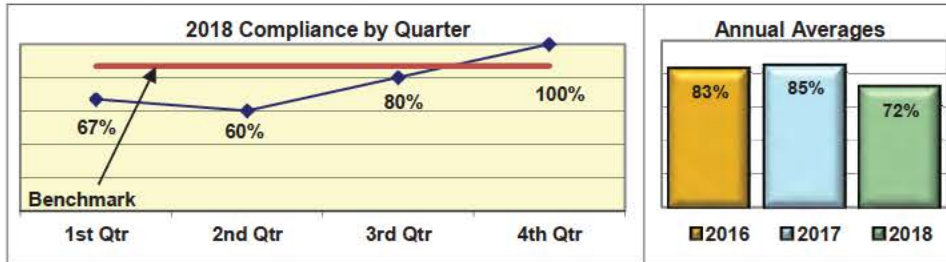
01/01/2018-12/31/2018

ARCH INSURANCE

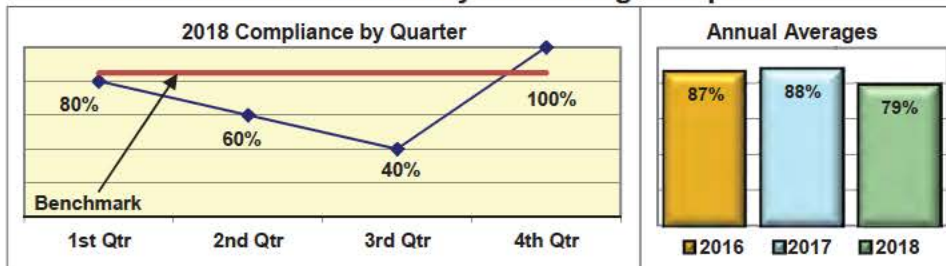
Lost Time First Report Filing Compliance



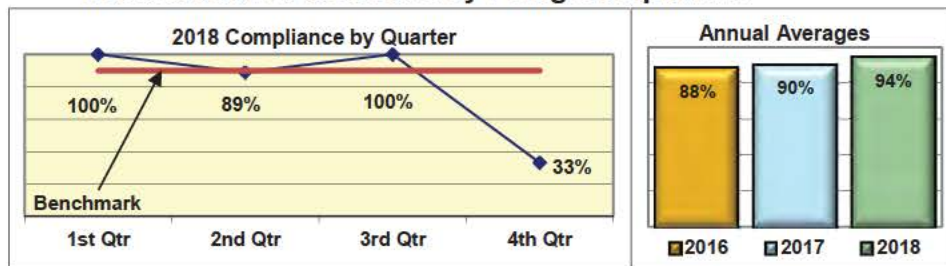
Initial Indemnity Payment Compliance



Initial Memorandum of Payment Filing Compliance



Initial Notice of Controversy Filing Compliance



Summary

Arch Insurance is an insurer that used third parties to administer claims in 2018 under the following rating company:

Arch Insurance

Arch Insurance used the following third parties in 2018:

Broadspire Services
Cottingham & Butler Claims Services
ESIS
Gallagher Bassett Services
Sedgwick Claims Management Svcs.
York Risk Services

Utilization Analysis

Lost Time First Reports Received




Activity on Lost Time First Reports

■ No Activity Required ■ Claims for Compensation



Activity on Claims for Compensation

■ NOCs ■ MOPs



Percent of Lost Time First Reports Denied
(Initial Indemnity NOCs / Lost Time First Reports)

21%

Percent of Claims for Compensation Denied
(Initial Indemnity NOCs / Claims for Compensation)

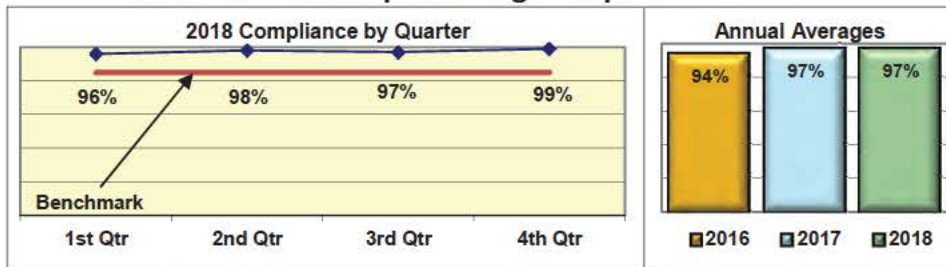
36%

Annual Compliance Report

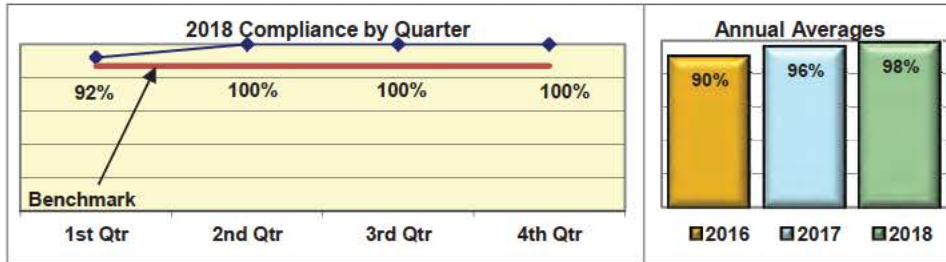
01/01/2018-12/31/2018

BATH IRON WORKS


Lost Time First Report Filing Compliance



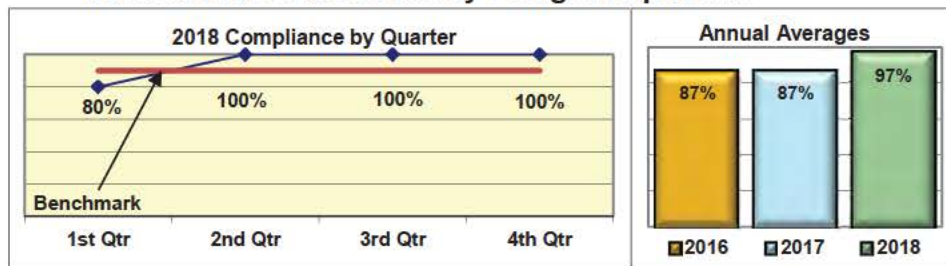
Initial Indemnity Payment Compliance



Initial Memorandum of Payment Filing Compliance



Initial Notice of Controversy Filing Compliance



Summary

Bath Iron Works is a self-insured employer that administered its own claims in 2018 under the following name:

Bath Iron Works

Utilization Analysis

Lost Time First Reports Received



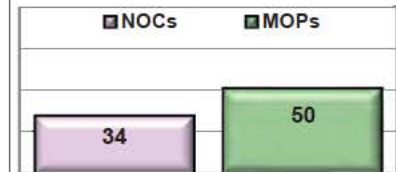
Activity on Lost Time First Reports

■ No Activity Required ■ Claims for Compensation



Activity on Claims for Compensation

■ NOCs ■ MOPs



Percent of Lost Time First Reports Denied
(Initial Indemnity NOCs / Lost Time First Reports)

10%

Percent of Claims for Compensation Denied
(Initial Indemnity NOCs / Claims for Compensation)

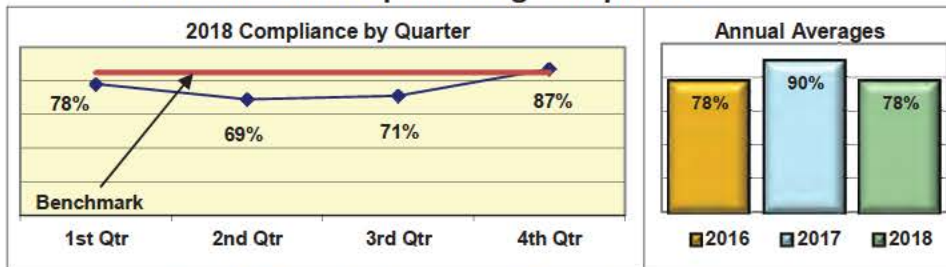
40%

Annual Compliance Report

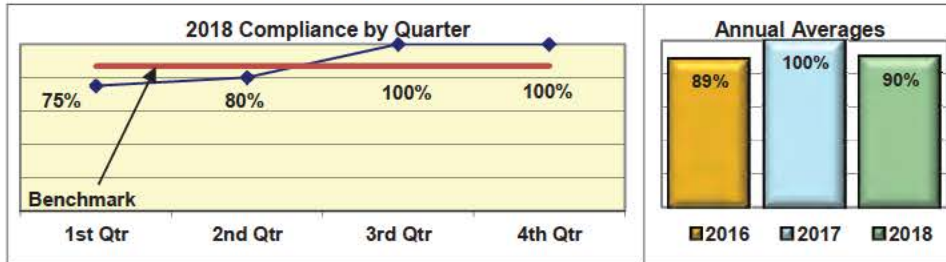
01/01/2018-12/31/2018

BROADSPIRE SERVICES

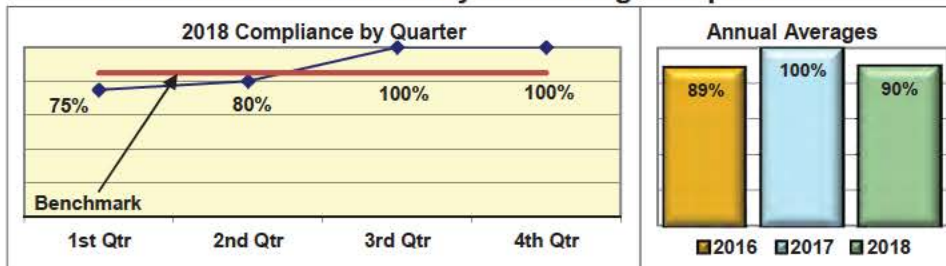
Lost Time First Report Filing Compliance




Initial Indemnity Payment Compliance



Initial Memorandum of Payment Filing Compliance



Initial Notice of Controversy Filing Compliance



Summary

Broadspire Services is a third party administrator that administered claims in 2018 for the following rating companies:

ACE American Insurance
 American Zurich Insurance
 Arch Insurance
 Benchmark Insurance
 Everest Reins Holdings
 Federal Insurance
 Indemnity Ins. Co. of No. America
 New Hampshire Insurance
 North River Insurance
 Safety National Casualty
 Sompo America Fire & Marine Ins.
 Sompo America Insurance
 XL Specialty Insurance

Utilization Analysis

Lost Time First Reports Received




Activity on Lost Time First Reports

■ No Activity Required ■ Claims for Compensation



Activity on Claims for Compensation

■ NOCs ■ MOPs



Percent of Lost Time First Reports Denied
 (Initial Indemnity NOCs / Lost Time First Reports)

16%

Percent of Claims for Compensation Denied
 (Initial Indemnity NOCs / Claims for Compensation)

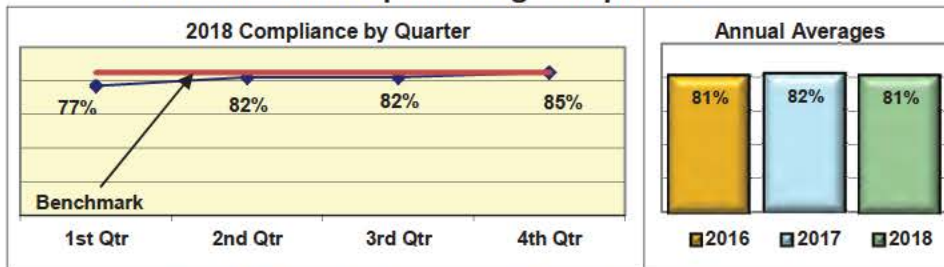
31%

Annual Compliance Report

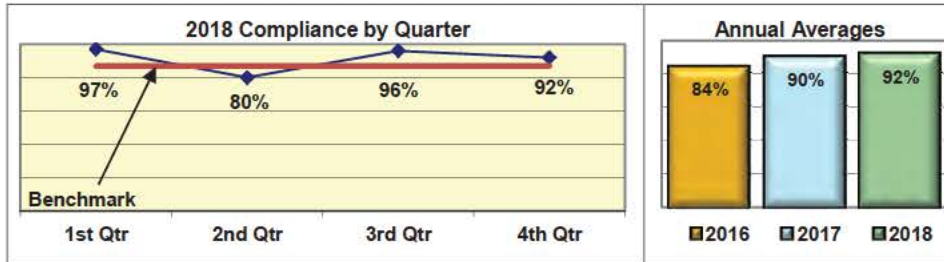
01/01/2018-12/31/2018

CANNON COCHRAN MANAGEMENT SERVICES

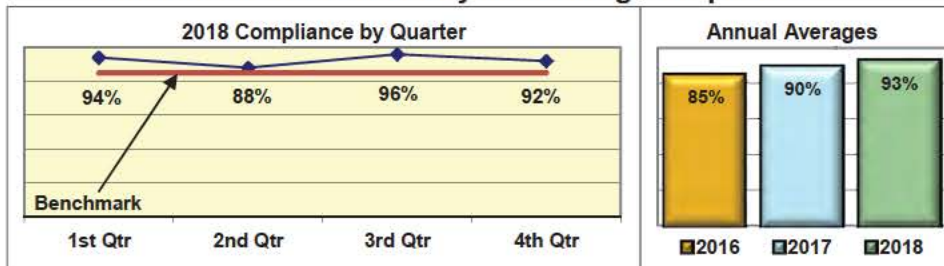
Lost Time First Report Filing Compliance



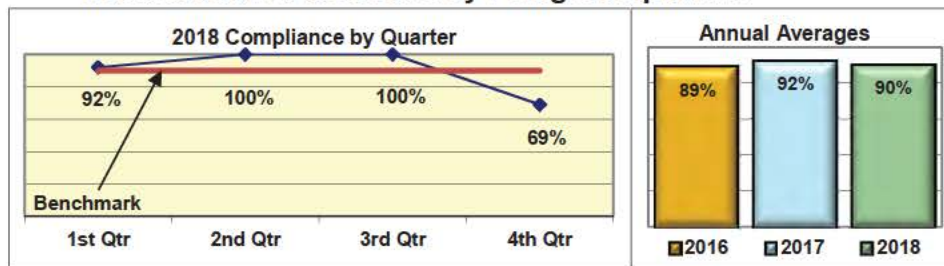
Initial Indemnity Payment Compliance



Initial Memorandum of Payment Filing Compliance



Initial Notice of Controversy Filing Compliance



Summary

Cannon Cochran Management Services is a third party administrator that administered claims in 2018 for the following rating companies:

ACE American Insurance
Great Falls Insurance
Indemnity Ins. Co. of North America
Maine Employers Mutual Insurance
Old Republic Insurance
Property & Cas. Ins. Co. of Hartford
Safety National Casualty

and self-insured employers:

City of Lewiston
Greater Portland V
Lepage Bakeries
Lewiston School Department
Louisiana Pacific Corporation
Maine Turnpike Authority
S D Warren
University of Maine System

Utilization Analysis

Lost Time First Reports Received




Activity on Lost Time First Reports

■ No Activity Required ■ Claims for Compensation



Activity on Claims for Compensation

■ NOCs ■ MOPs



Percent of Lost Time First Reports Denied
(Initial Indemnity NOCs / Lost Time First Reports)

14%

Percent of Claims for Compensation Denied
(Initial Indemnity NOCs / Claims for Compensation)

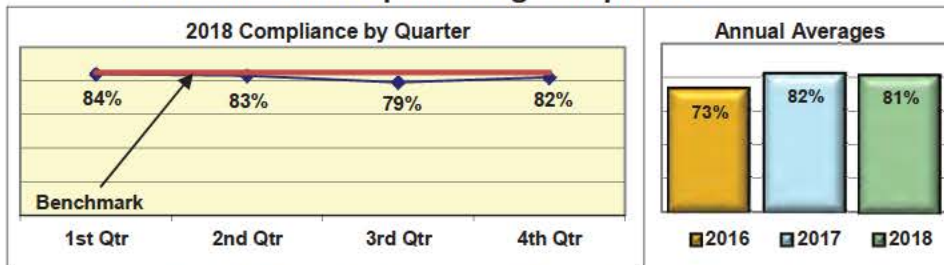
33%

Annual Compliance Report

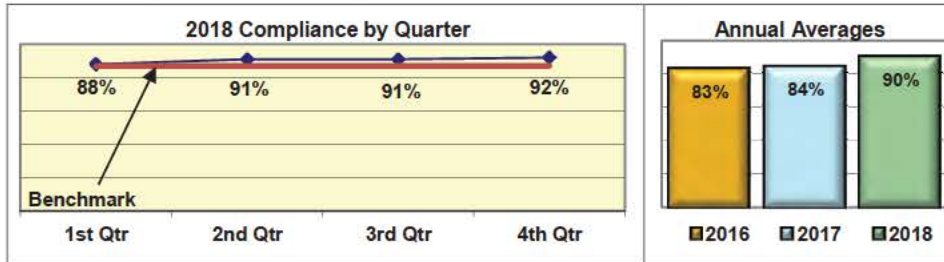
01/01/2018-12/31/2018

CHUBB INSURANCE

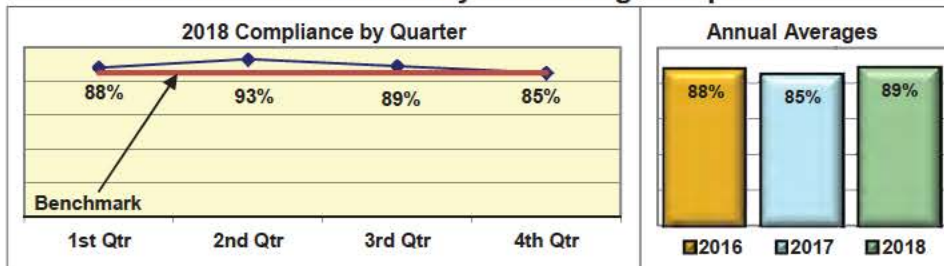
Lost Time First Report Filing Compliance



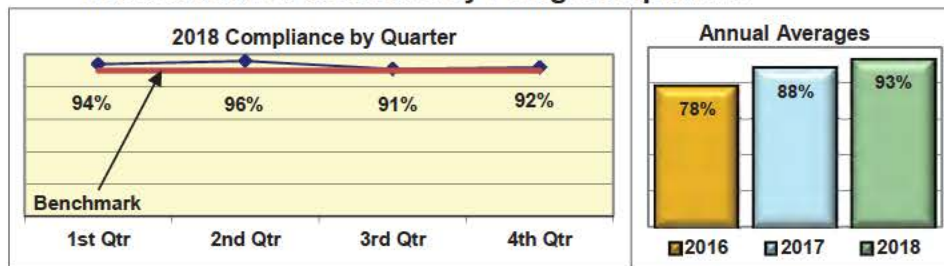
Initial Indemnity Payment Compliance



Initial Memorandum of Payment Filing Compliance



Initial Notice of Controversy Filing Compliance



Summary

Chubb Insurance is an insurer that used third parties to administer claims in 2018 under the following rating companies:

ACE American Insurance
ACE Insurance
Chubb Indemnity Insurance
Chubb National Insurance
Federal Insurance
Indemnity Ins. Co. of North America
Pacific Indemnity

Chubb Insurance used the following third parties in 2018:

Broadspire Services
Cannon Cochran Management Svcs.
Constitution State Services
CorVel Enterprise Comp.
Cottingham & Butler Claims Svcs.
ESIS
Gallagher Bassett Services
Helmsman Management Services
Sedgwick Claims Management Svcs.
York Risk Services

Utilization Analysis

Lost Time First Reports Received



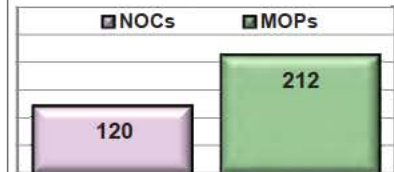
Activity on Lost Time First Reports

■ No Activity Required ■ Claims for Compensation



Activity on Claims for Compensation

■ NOCs ■ MOPs



Percent of Lost Time First Reports Denied
(Initial Indemnity NOCs / Lost Time First Reports)

20%

Percent of Claims for Compensation Denied
(Initial Indemnity NOCs / Claims for Compensation)

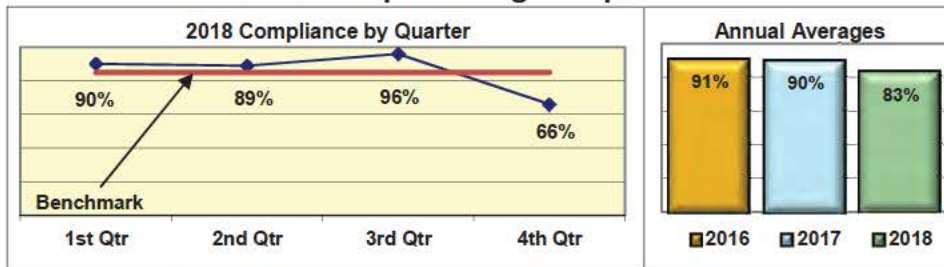
36%

Annual Compliance Report

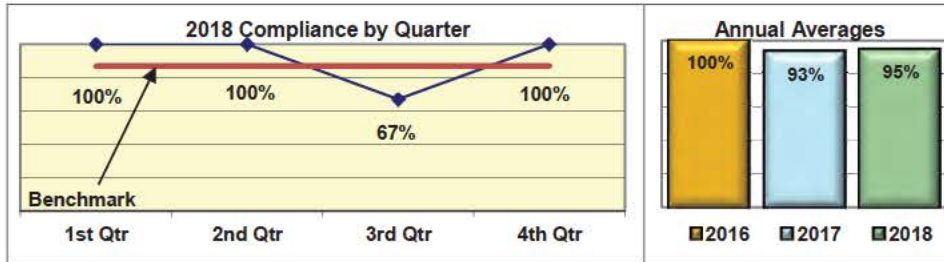
01/01/2018-12/31/2018

CLAIMS MANAGEMENT (WALMART)

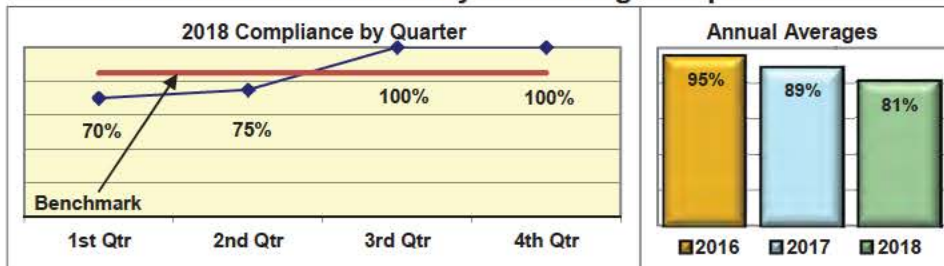
Lost Time First Report Filing Compliance



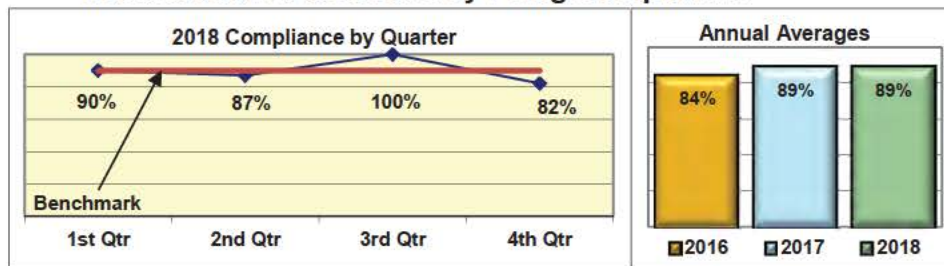
Initial Indemnity Payment Compliance



Initial Memorandum of Payment Filing Compliance



Initial Notice of Controversy Filing Compliance



Summary

Claims Management (Walmart) is a self-insured employer that administered its own claims in 2018 under the following name:

Walmart Associates Inc.

Utilization Analysis

Lost Time First Reports Received




Activity on Lost Time First Reports

■ No Activity Required ■ Claims for Compensation



Activity on Claims for Compensation

■ NOCs ■ MOPs



Percent of Lost Time First Reports Denied
(Initial Indemnity NOCs / Lost Time First Reports)

21%

Percent of Claims for Compensation Denied
(Initial Indemnity NOCs / Claims for Compensation)

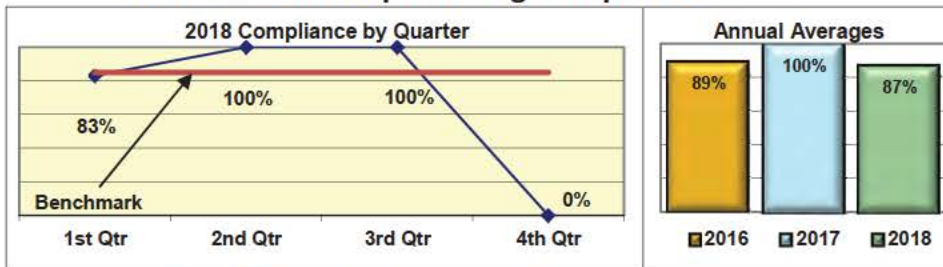
69%

Annual Compliance Report

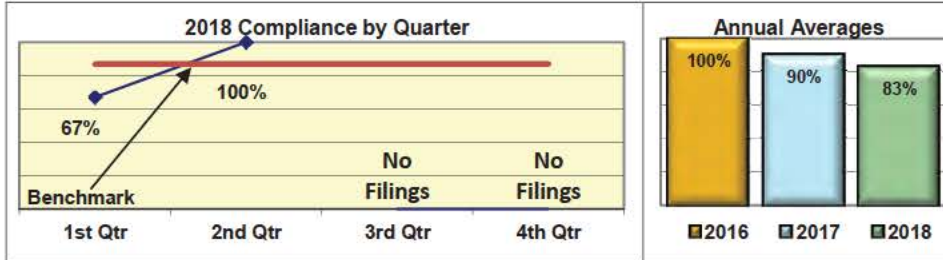
01/01/2018-12/31/2018

CNA INSURANCE

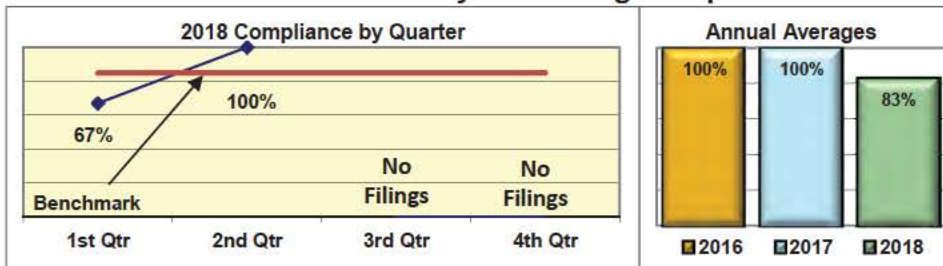
Lost Time First Report Filing Compliance




Initial Indemnity Payment Compliance



Initial Memorandum of Payment Filing Compliance



Initial Notice of Controversy Filing Compliance



Summary

CNA Insurance is an insurer that administered its own claims in 2018 under the following rating companies:

American Casualty Co. of Reading
Continental Casualty
Continental Insurance
National Fire Ins Co of Hartford
Transportation Insurance Company
Valley Forge Insurance

Utilization Analysis

Lost Time First Reports Received



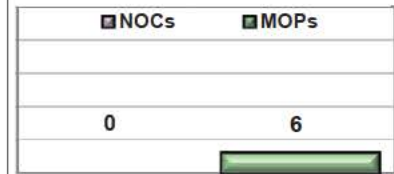
Activity on Lost Time First Reports

■ No Activity Required ■ Claims for Compensation



Activity on Claims for Compensation

■ NOCs ■ MOPs



Percent of Lost Time First Reports Denied
(Initial Indemnity NOCs / Lost Time First Reports)

0%

Percent of Claims for Compensation Denied
(Initial Indemnity NOCs / Claims for Compensation)

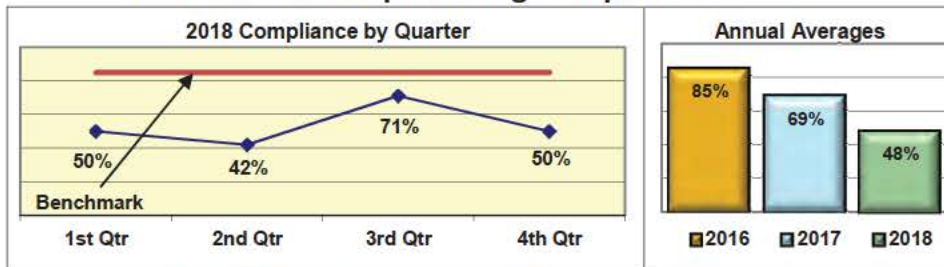
0%

Annual Compliance Report

01/01/2018-12/31/2018

CONSTITUTION STATE SERVICES

Lost Time First Report Filing Compliance

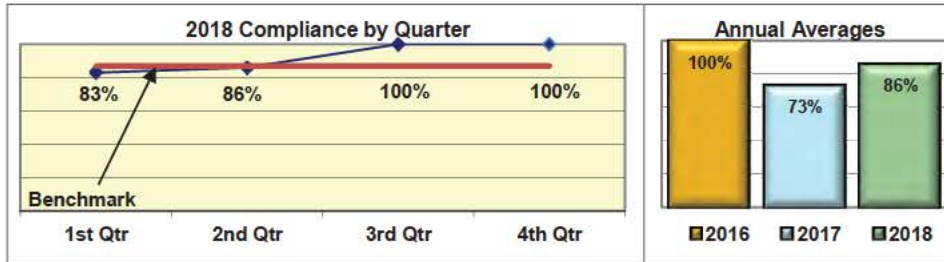


Summary

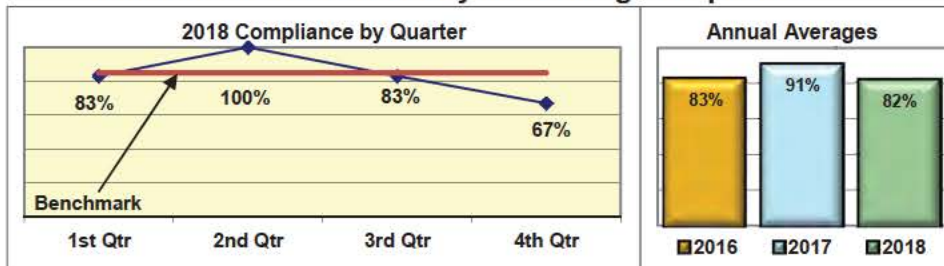
Constitution State Services is a third party administrator that administered claims in 2018 for the following rating companies:

ACE American Insurance
Indemnity Ins. Co. of No. America
Old Republic Insurance

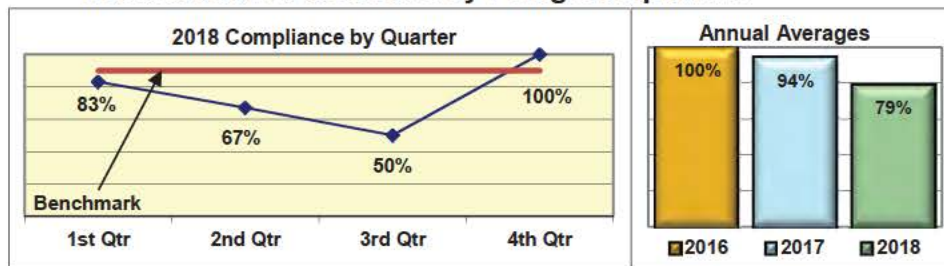
Initial Indemnity Payment Compliance



Initial Memorandum of Payment Filing Compliance



Initial Notice of Controversy Filing Compliance



Utilization Analysis

Lost Time First Reports Received




Activity on Lost Time First Reports

■ No Activity Required ■ Claims for Compensation



Activity on Claims for Compensation

■ NOCs ■ MOPs



Percent of Lost Time First Reports Denied
(Initial Indemnity NOCs / Lost Time First Reports)

32%

Percent of Claims for Compensation Denied
(Initial Indemnity NOCs / Claims for Compensation)

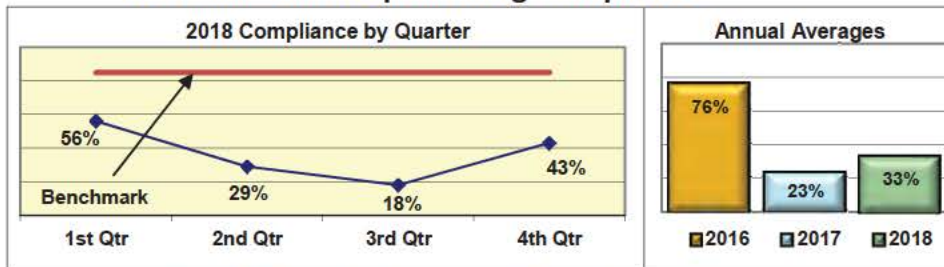
33%

Annual Compliance Report

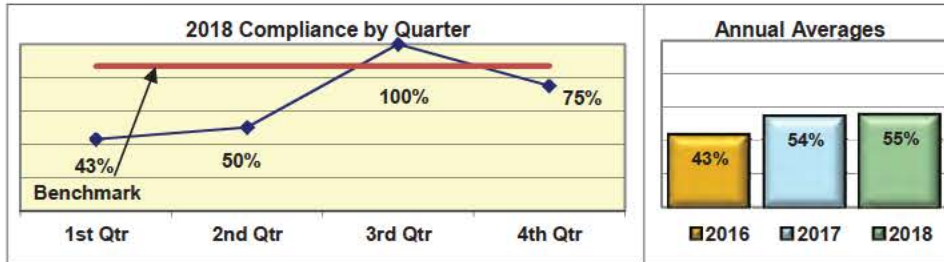
01/01/2018-12/31/2018

CORVEL ENTERPRISE COMP.

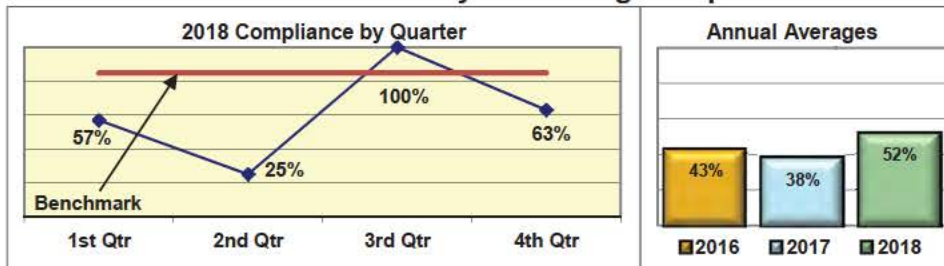
Lost Time First Report Filing Compliance



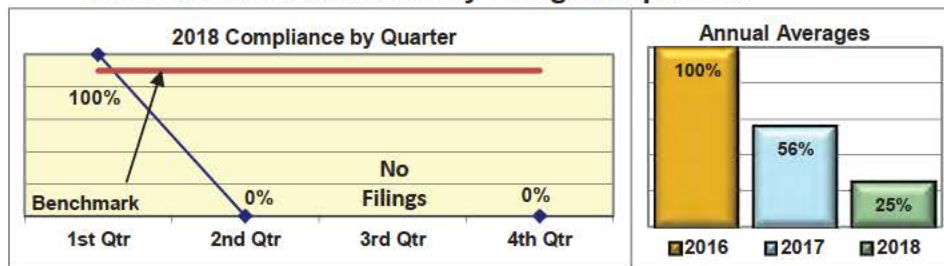
Initial Indemnity Payment Compliance



Initial Memorandum of Payment Filing Compliance



Initial Notice of Controversy Filing Compliance



Summary

CorVel Enterprise Comp. is a third party administrator that administered claims in 2018 for the following rating companies:

American Zurich
 Indemnity Ins. Co. of North America
 Old Republic Insurance
 Prop. & Cas. Ins. Co. of Hartford
 Safety National Casualty Corp.
 Trumbull Insurance
 XL Insurance America Inc.
 XL Specialty Insurance


Utilization Analysis

Lost Time First Reports Received




Activity on Lost Time First Reports

■ No Activity Required ■ Claims for Compensation



Activity on Claims for Compensation



Percent of Lost Time First Reports Denied
 (Initial Indemnity NOCs / Lost Time First Reports)

5%

Percent of Claims for Compensation Denied
 (Initial Indemnity NOCs / Claims for Compensation)

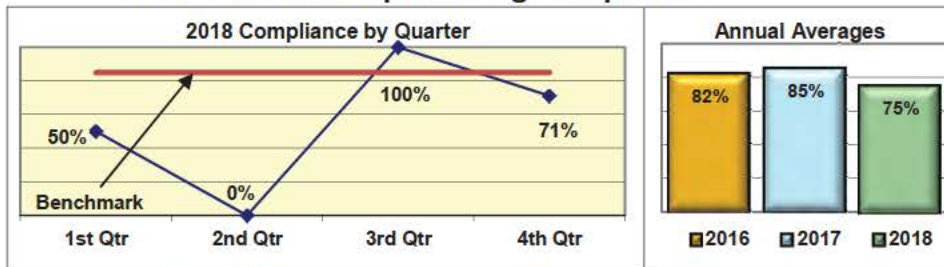
12%

Annual Compliance Report

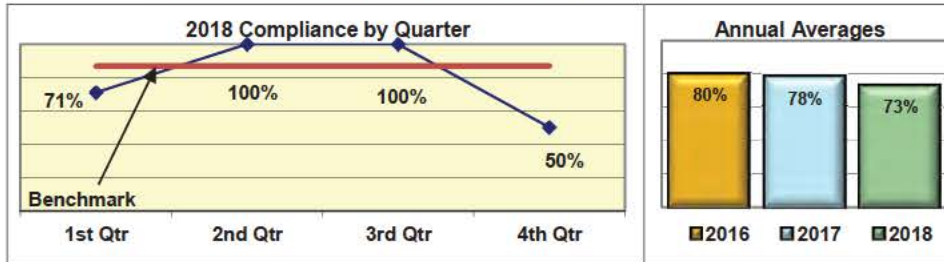
01/01/2018-12/31/2018

COTTINGHAM & BUTLER CLAIMS SERVICES

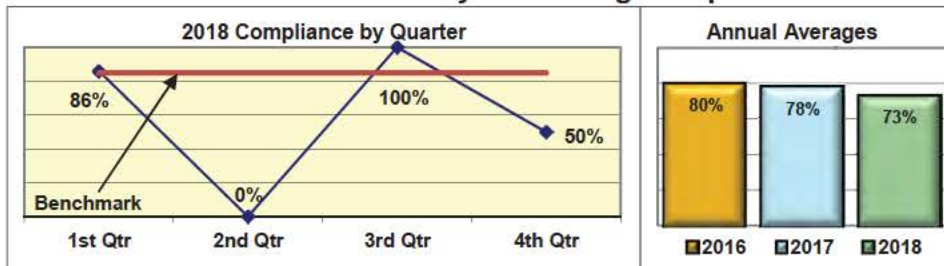
Lost Time First Report Filing Compliance



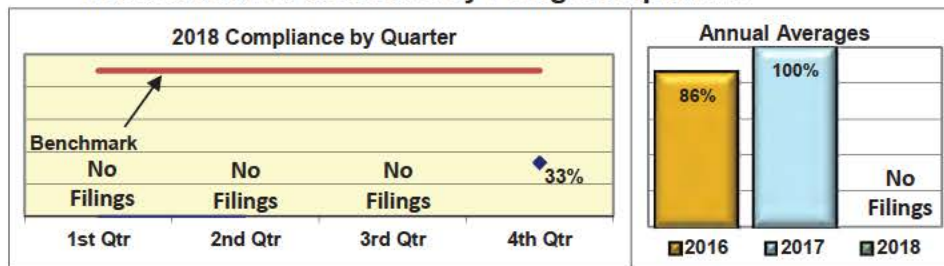
Initial Indemnity Payment Compliance



Initial Memorandum of Payment Filing Compliance



Initial Notice of Controversy Filing Compliance



Summary

Cottingham & Butler Claims Services is a third party administrator that administered claims in 2018 for the following rating companies:

Arch Insurance
Indemnity Ins. Co of North America
Standard Fire Insurance
XL Insurance America Inc.

*NOTE: In 4th Quarter 3 NOCs were filed, but the claims were then changed to Medical Only claims which Monitoring does not track.

Utilization Analysis

Lost Time First Reports Received



Activity on Lost Time First Reports

■ No Activity Required ■ Claims for Compensation



Activity on Claims for Compensation

■ NOCs ■ MOPs



Percent of Lost Time First Reports Denied
(Initial Indemnity NOCs / Lost Time First Reports)

0%

Percent of Claims for Compensation Denied
(Initial Indemnity NOCs / Claims for Compensation)

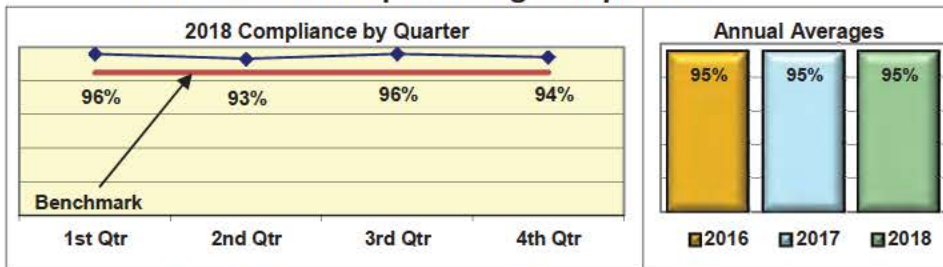
0%

Annual Compliance Report

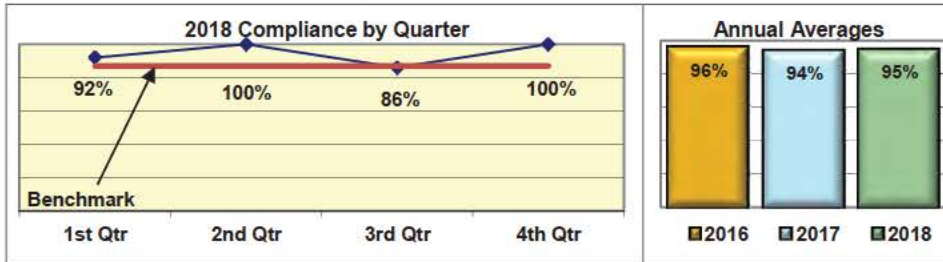
01/01/2018-12/31/2018

CROSS INSURANCE

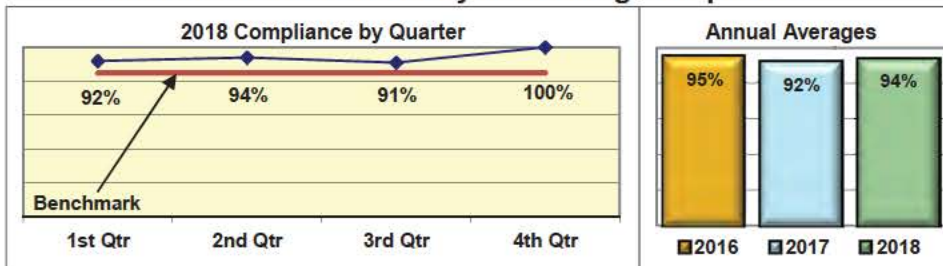
Lost Time First Report Filing Compliance



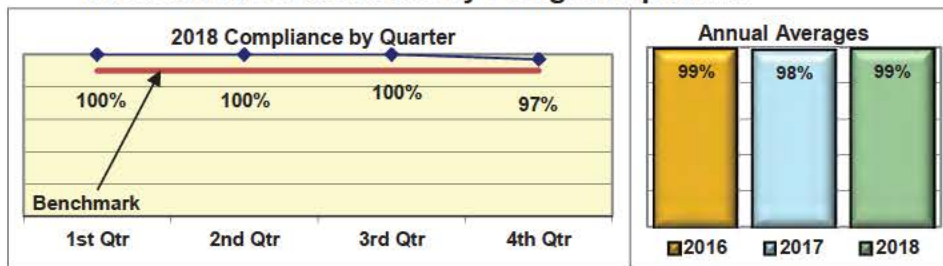
Initial Indemnity Payment Compliance



Initial Memorandum of Payment Filing Compliance



Initial Notice of Controversy Filing Compliance



Summary

Cross Insurance is a third party administrator that administered claims in 2018 for the following self-insured employers:

Auburn, City of
Central Maine Power Co.
Construction Services Group Trust
Distributors Suppliers Group Trust
Eastern Maine Group
Forest Products Group Trust
Hussey Seating Co.
Maine Oil Dealers Association
MaineGeneral Health
ME Chamber of Comm. & Industry
Mfg. of Maine Group Trust
Parker Hannifin Corporation
Social Services & Education


Utilization Analysis

Lost Time First Reports Received




Activity on Lost Time First Reports

■ No Activity Required ■ Claims for Compensation



Activity on Claims for Compensation

■ NOCs ■ MOPs



Percent of Lost Time First Reports Denied
(Initial Indemnity NOCs / Lost Time First Reports)

19%

Percent of Claims for Compensation Denied
(Initial Indemnity NOCs / Claims for Compensation)

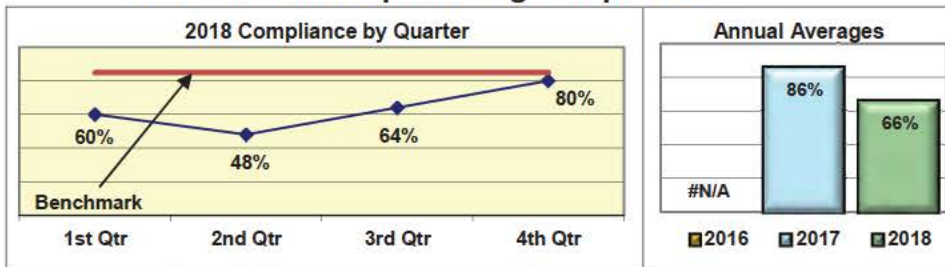
64%

Annual Compliance Report

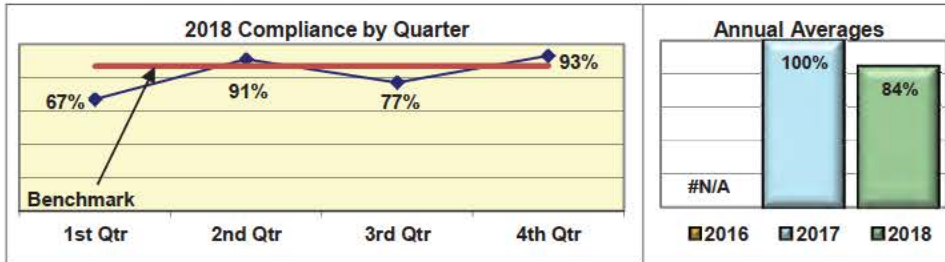
01/01/2018-12/31/2018

EASTERN ALLIANCE INSURANCE

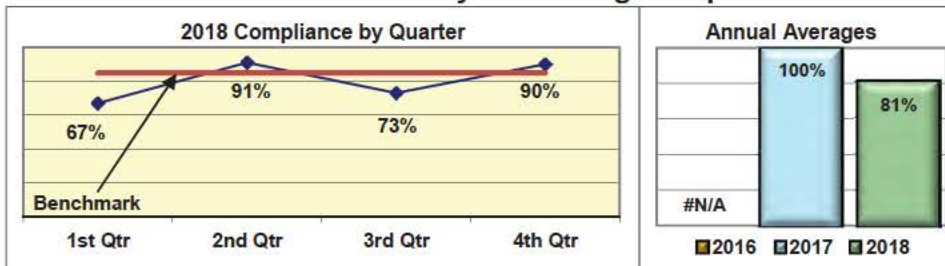
Lost Time First Report Filing Compliance



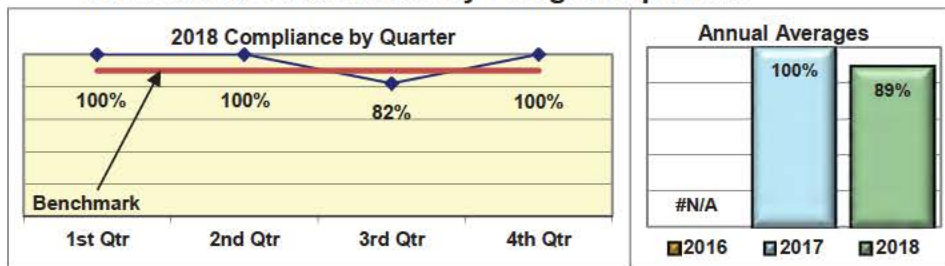
Initial Indemnity Payment Compliance



Initial Memorandum of Payment Filing Compliance



Initial Notice of Controversy Filing Compliance




Summary

Eastern Alliance is an insurer that administered its own claims in 2018 under the following rating companies:

Allied Eastern Indemnity Insurance
Eastern Advantage Assurance Ins.
Eastern Alliance Insurance

Utilization Analysis

Lost Time First Reports Received




Activity on Lost Time First Reports

■ No Activity Required ■ Claims for Compensation



Activity on Claims for Compensation

■ NOCs ■ MOPs



Percent of Lost Time First Reports Denied
(Initial Indemnity NOCs / Lost Time First Reports)

9%

Percent of Claims for Compensation Denied
(Initial Indemnity NOCs / Claims for Compensation)

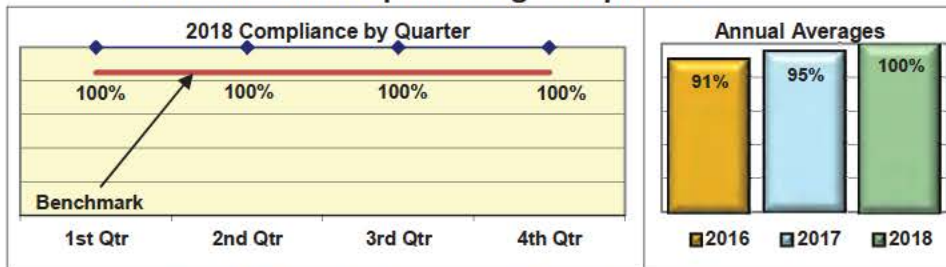
21%

Annual Compliance Report


01/01/2018-12/31/2018

ELECTRIC INSURANCE


Lost Time First Report Filing Compliance




Initial Indemnity Payment Compliance



Initial Memorandum of Payment Filing Compliance



Initial Notice of Controversy Filing Compliance



Summary

Electric Insurance is an insurer that used a third party to administer claims in 2018 under the following rating company:

Electric Insurance

Electric Insurance used the following third party in 2018:

Sedgwick Claims Management Svcs.

Utilization Analysis

Lost Time First Reports Received



Percent of Lost Time First Reports Denied
(Initial Indemnity NOCs / Lost Time First Reports)

19%

Activity on Lost Time First Reports

■ No Activity Required ■ Claims for Compensation




Percent of Claims for Compensation Denied
(Initial Indemnity NOCs / Claims for Compensation)

33%

Activity on Claims for Compensation

■ NOCs ■ MOPs

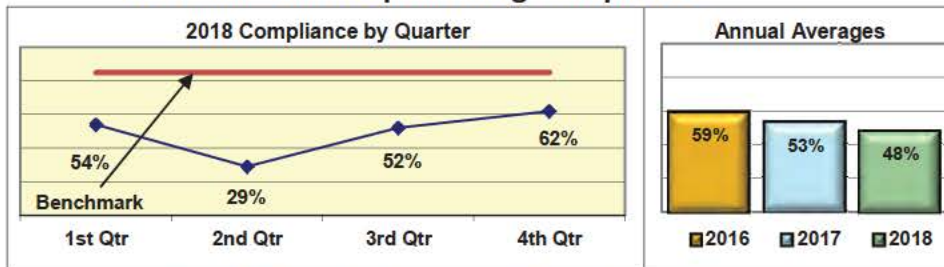


Annual Compliance Report

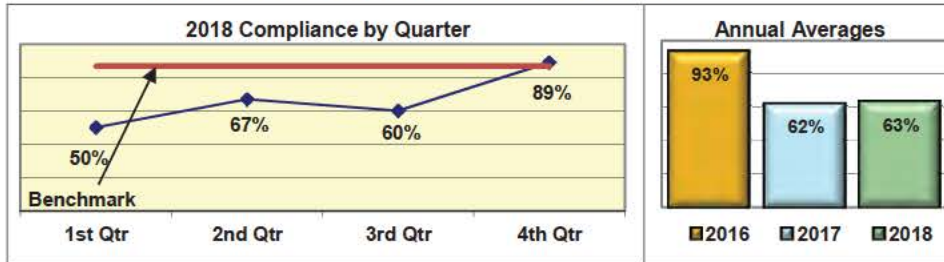
01/01/2018-12/31/2018

ESIS

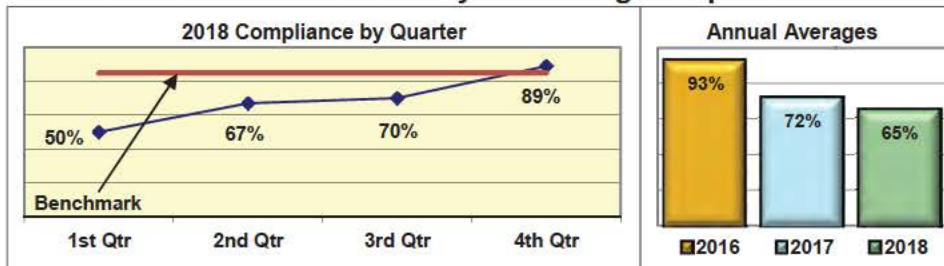
Lost Time First Report Filing Compliance



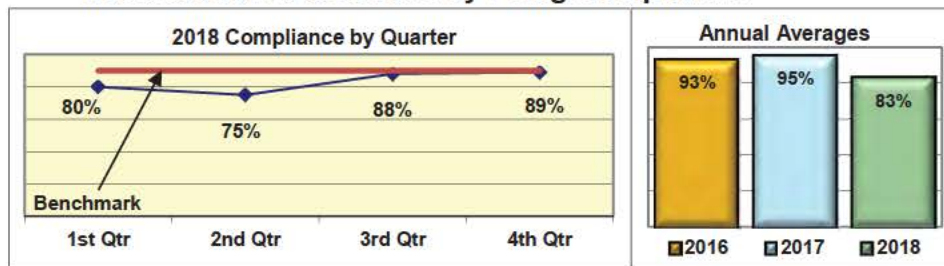
Initial Indemnity Payment Compliance



Initial Memorandum of Payment Filing Compliance



Initial Notice of Controversy Filing Compliance



Summary

ESIS is a third party administrator that administered claims in 2018 for the following rating companies:

ACE American Insurance
 American Zurich Insurance
 Arch Insurance
 Federal Insurance
 Indemnity Ins. Co. of No. America
 New Hampshire Insurance
 Old Republic Insurance
 Pacific Employers Insurance
 Starr Indemnity & Liability
 XL Specialty Insurance

and the following self-insured employer:

Unifirst Corporation

Utilization Analysis

Lost Time First Reports Received



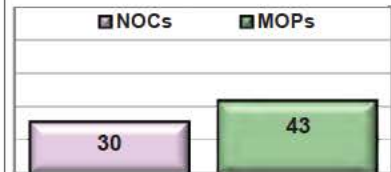
Activity on Lost Time First Reports

■ No Activity Required ■ Claims for Compensation



Activity on Claims for Compensation

■ NOCs ■ MOPs



Percent of Lost Time First Reports Denied
 (Initial Indemnity NOCs / Lost Time First Reports)

28%

Percent of Claims for Compensation Denied
 (Initial Indemnity NOCs / Claims for Compensation)

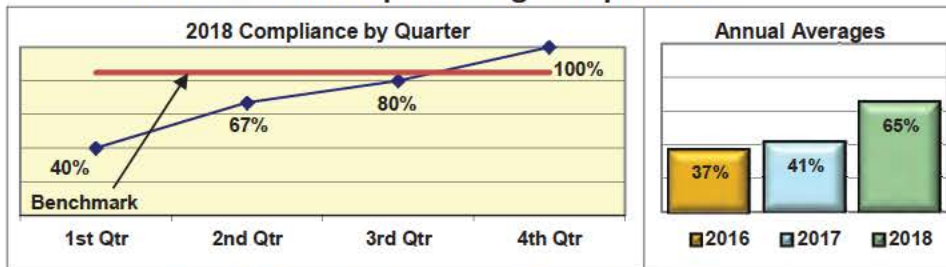
41%

Annual Compliance Report

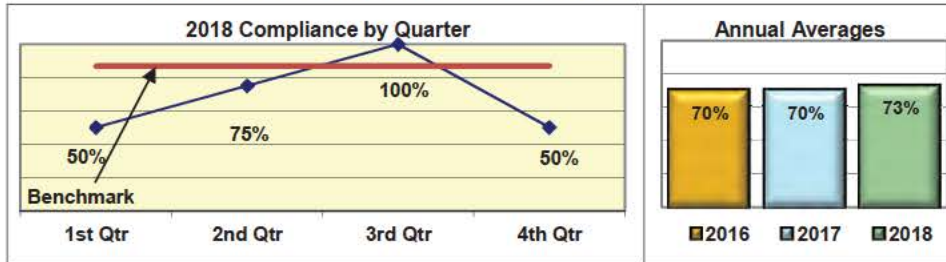
01/01/2018-12/31/2018

FEDERATED MUTUAL INSURANCE

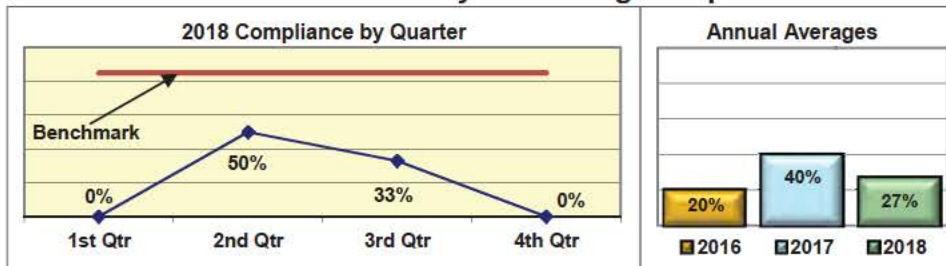
Lost Time First Report Filing Compliance



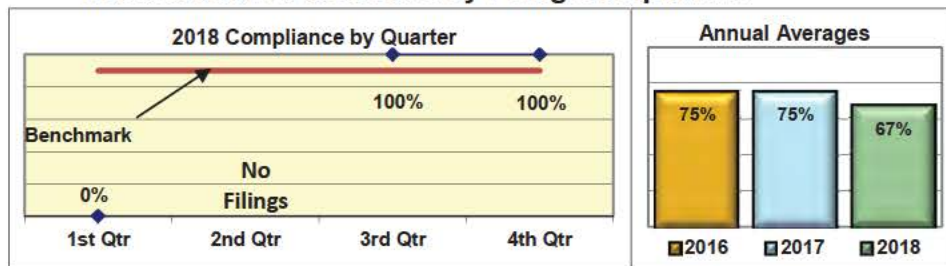
Initial Indemnity Payment Compliance



Initial Memorandum of Payment Filing Compliance



Initial Notice of Controversy Filing Compliance



Summary

Federated Mutual Insurance is an insurer that administered its own claims in 2018 under the following rating companies:

Federated Mutual Insurance
Federated Service Insurance


Utilization Analysis

Lost Time First Reports Received




Activity on Lost Time First Reports

■ No Activity Required ■ Claims for Compensation



Activity on Claims for Compensation

■ NOCs ■ MOPs



Percent of Lost Time First Reports Denied
(Initial Indemnity NOCs / Lost Time First Reports)

15%

Percent of Claims for Compensation Denied
(Initial Indemnity NOCs / Claims for Compensation)

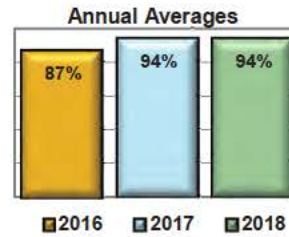
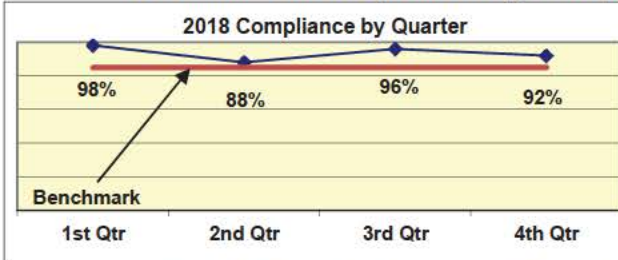
21%

Annual Compliance Report

01/01/2018-12/31/2018

FUTURECOMP

Lost Time First Report Filing Compliance

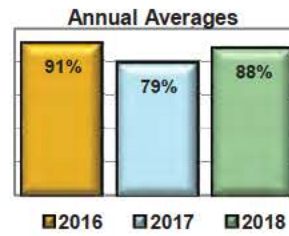
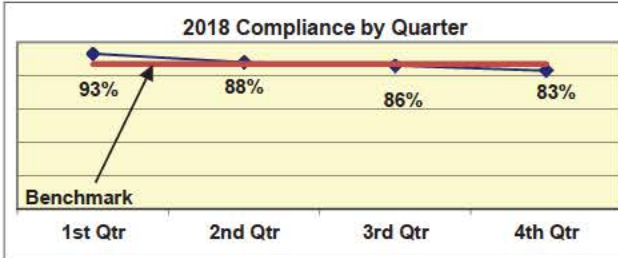


Summary

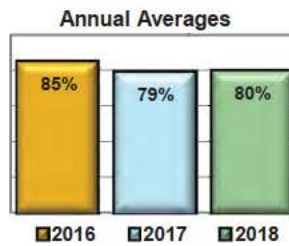
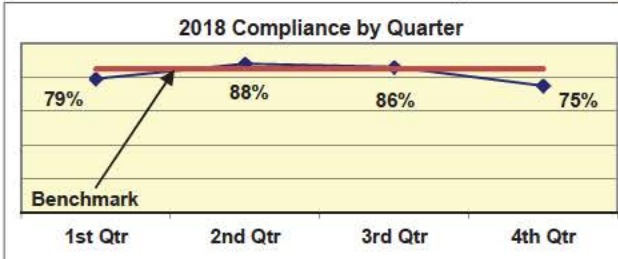
FutureComp is a third party administrator that administered claims in 2018 for the following self-insured employers:

Central Maine Healthcare Corp.
Maine Merchants WC Trust Fund

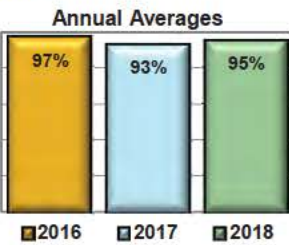
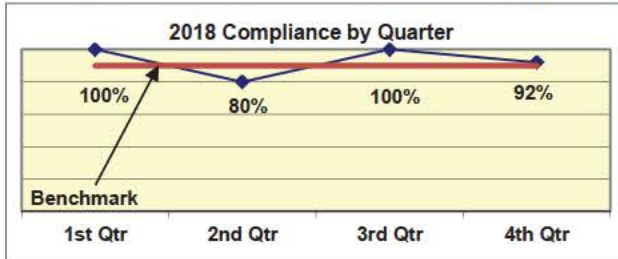
Initial Indemnity Payment Compliance



Initial Memorandum of Payment Filing Compliance



Initial Notice of Controversy Filing Compliance




Utilization Analysis

Lost Time First Reports Received



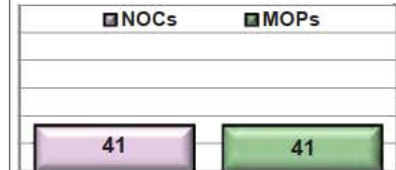
Activity on Lost Time First Reports

■ No Activity Required ■ Claims for Compensation



Activity on Claims for Compensation

■ NOCs ■ MOPs



Percent of Lost Time First Reports Denied
(Initial Indemnity NOCs / Lost Time First Reports)

21%

Percent of Claims for Compensation Denied
(Initial Indemnity NOCs / Claims for Compensation)

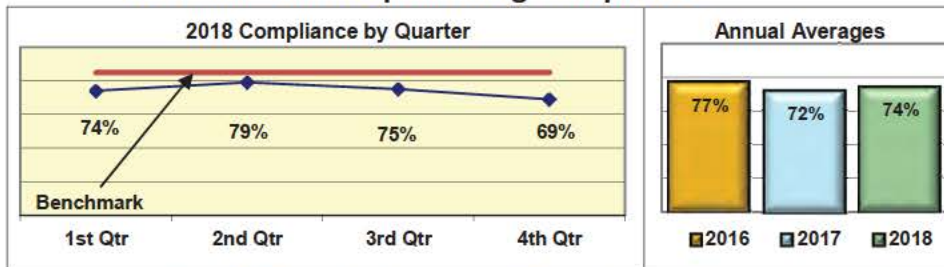
50%

Annual Compliance Report

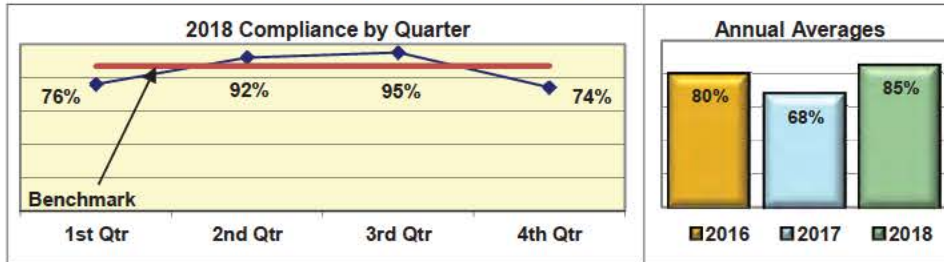
01/01/2018-12/31/2018

GALLAGHER BASSETT SERVICES

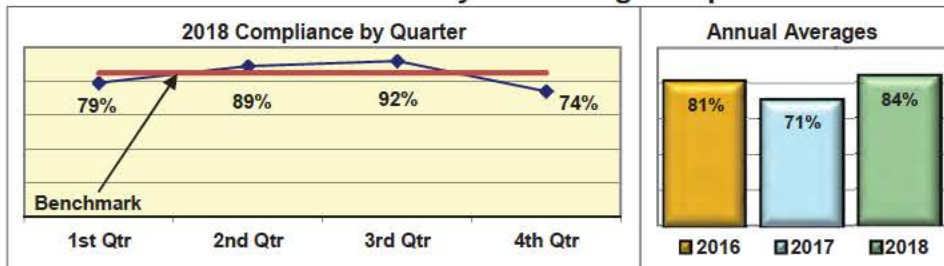
Lost Time First Report Filing Compliance



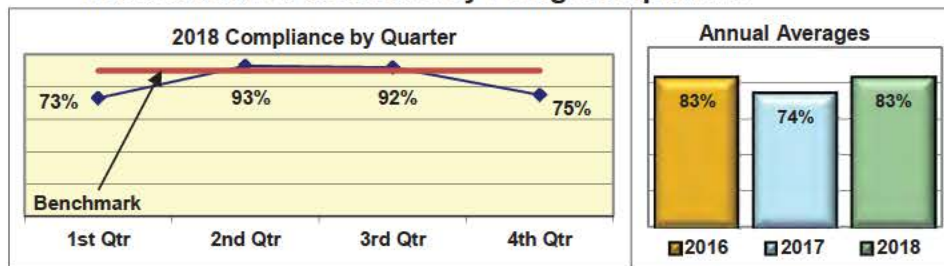
Initial Indemnity Payment Compliance



Initial Memorandum of Payment Filing Compliance



Initial Notice of Controversy Filing Compliance



Summary

Gallagher Bassett Services is a third party administrator that administered claims in 2018 for the following rating companies:

Accident Fund Insurance
ACE American Insurance
American Insurance
American Zurich Insurance
AmGuard Insurance
Arch Insurance
Chubb Indemnity Insurance
Chubb National Insurance
EastGuard Insurance
Federal Insurance
Indemnity Ins. Co. of No. America
Manufacturers Alliance Insurance
Mitsui Sumitomo Ins. Co. of America
New Hampshire Insurance
Old Republic Insurance
Pacific Indemnity
Pennsylvania Mfg. Assn. Insurance
Pennsylvania Mfg. Indemnity
Property & Cas. Ins. Co. of Hartford
Safety National Casualty Corp.
Standard Fire Insurance
Starr Indemnity & Liability
XL Insurance America
XL Specialty Insurance
Zurich American Insurance

and the following self-insured employer:

Columbia Forest Products Inc.


Utilization Analysis

Lost Time First Reports Received




Activity on Lost Time First Reports

■ No Activity Required ■ Claims for Compensation



Activity on Claims for Compensation

■ NOCs ■ MOPs



Percent of Lost Time First Reports Denied
(Initial Indemnity NOCs / Lost Time First Reports)

14%

Percent of Claims for Compensation Denied
(Initial Indemnity NOCs / Claims for Compensation)

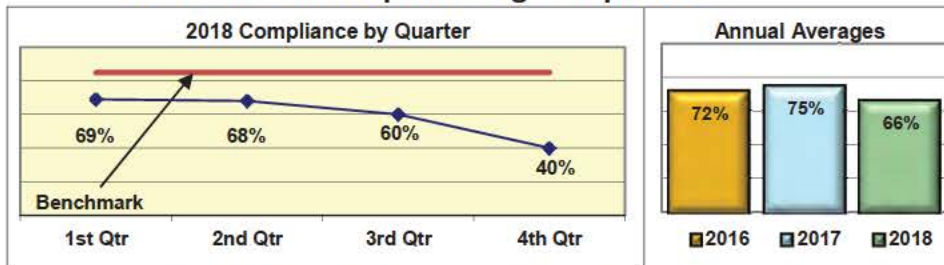
25%

Annual Compliance Report

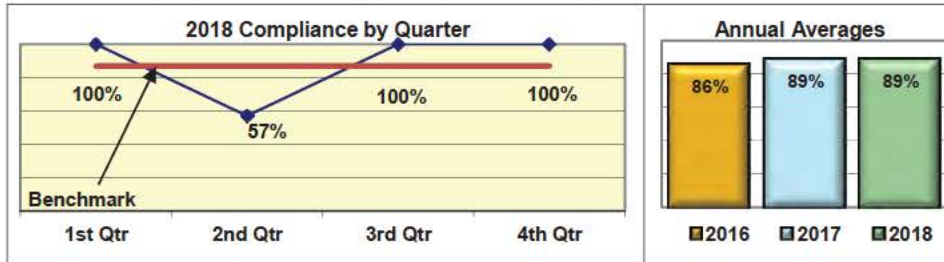
01/01/2018-12/31/2018

GREAT FALLS INSURANCE

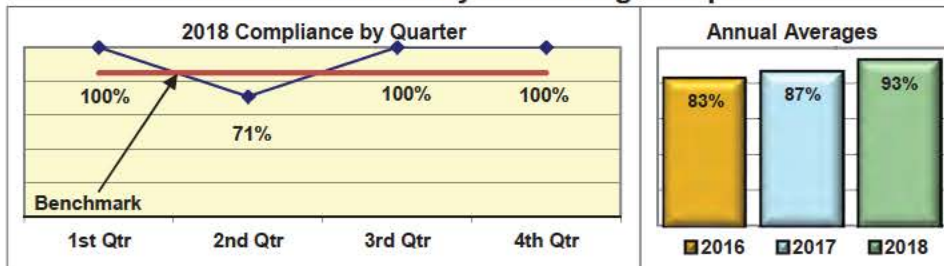
Lost Time First Report Filing Compliance



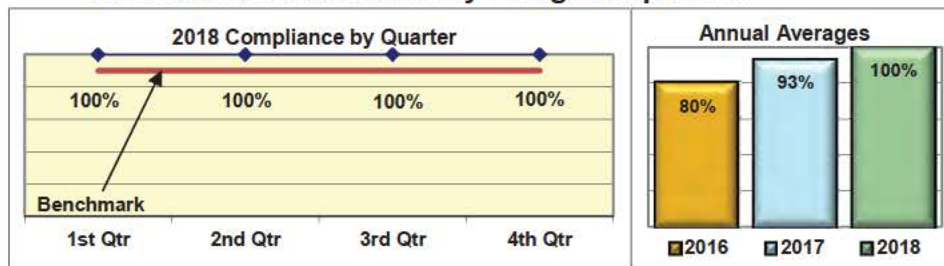
Initial Indemnity Payment Compliance



Initial Memorandum of Payment Filing Compliance



Initial Notice of Controversy Filing Compliance



Summary

Great Falls Insurance is an insurer that used a third party to administer claims in 2018 under the following rating company:


Great Falls Insurance

Great Falls Insurance used the following third party in 2018:

Cannon Cochran Management Svcs.

Utilization Analysis

Lost Time First Reports Received




Activity on Lost Time First Reports

■ No Activity Required ■ Claims for Compensation



Activity on Claims for Compensation

■ NOCs ■ MOPs



Percent of Lost Time First Reports Denied
(Initial Indemnity NOCs / Lost Time First Reports)

16%

Percent of Claims for Compensation Denied
(Initial Indemnity NOCs / Claims for Compensation)

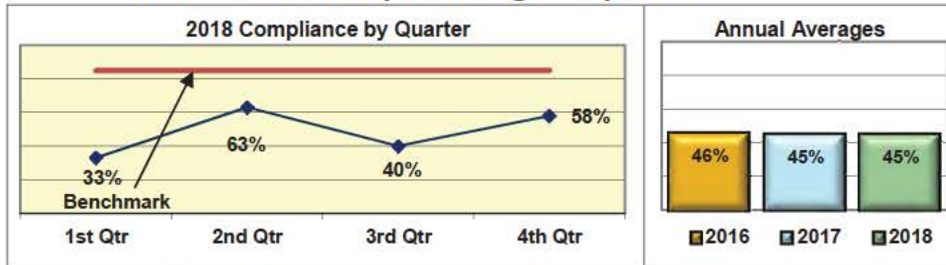
34%

Annual Compliance Report

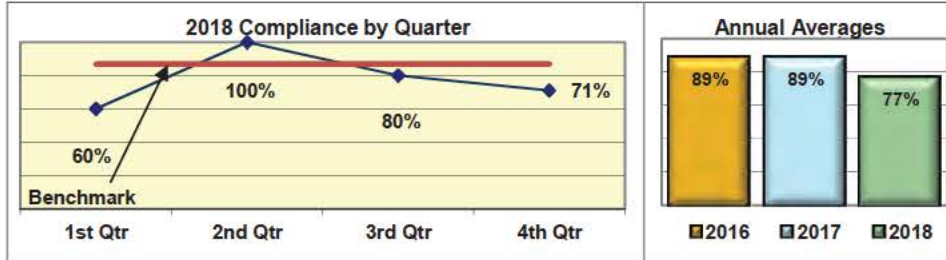
01/01/2018-12/31/2018

GUARD INSURANCE

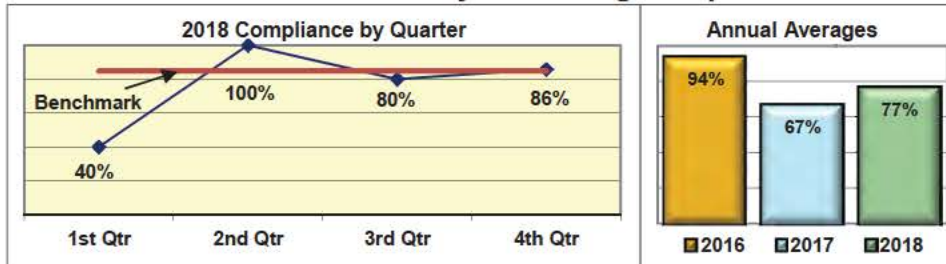
Lost Time First Report Filing Compliance




Initial Indemnity Payment Compliance



Initial Memorandum of Payment Filing Compliance



Initial Notice of Controversy Filing Compliance



Summary

Guard Insurance is an insurer that administered its own claims and used a third party administrator in 2018 under the following rating companies:

Amguard Insurance
Eastguard Insurance
Norguard Insurance

Guard Insurance used the following third party administrator in 2018:

Gallagher Bassett Services

Utilization Analysis

Lost Time First Reports Received



Activity on Lost Time First Reports

■ No Activity Required ■ Claims for Compensation



Activity on Claims for Compensation

■ NOCs ■ MOPs



Percent of Lost Time First Reports Denied
(Initial Indemnity NOCs / Lost Time First Reports)

2%

Percent of Claims for Compensation Denied
(Initial Indemnity NOCs / Claims for Compensation)

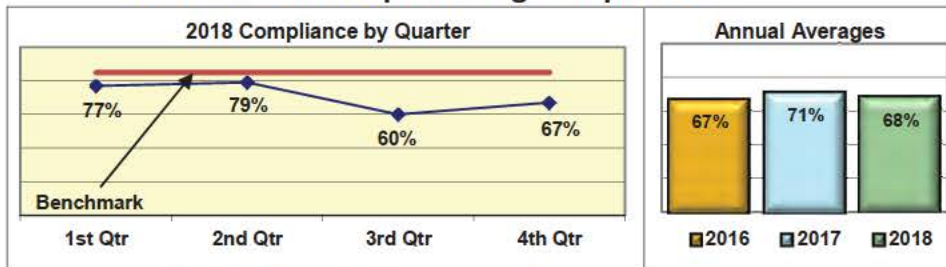
4%

Annual Compliance Report

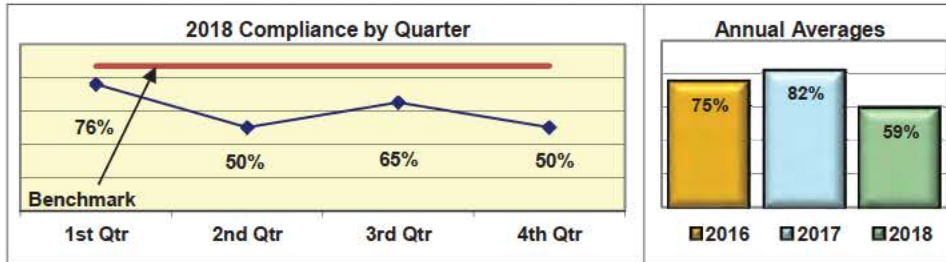
01/01/2018-12/31/2018

HANNAFORD BROTHERS

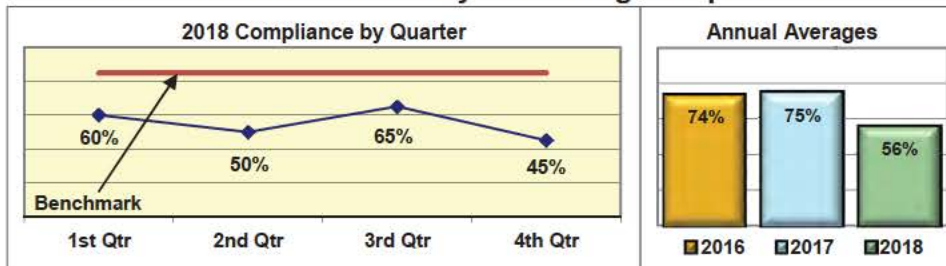
Lost Time First Report Filing Compliance



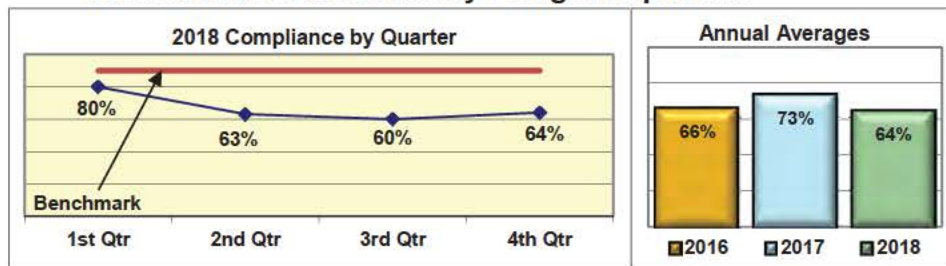
Initial Indemnity Payment Compliance



Initial Memorandum of Payment Filing Compliance



Initial Notice of Controversy Filing Compliance



Summary

Hannaford Brothers is a self-insured employer that administered its own claims in 2018 under the following name:

Hannaford Brothers

Utilization Analysis

Lost Time First Reports Received



Percent of Lost Time First Reports Denied (Initial Indemnity NOCs / Lost Time First Reports)

11%

Activity on Lost Time First Reports

■ No Activity Required ■ Claims for Compensation

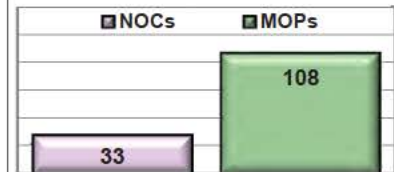


Percent of Claims for Compensation Denied (Initial Indemnity NOCs / Claims for Compensation)

23%

Activity on Claims for Compensation

■ NOCs ■ MOPs

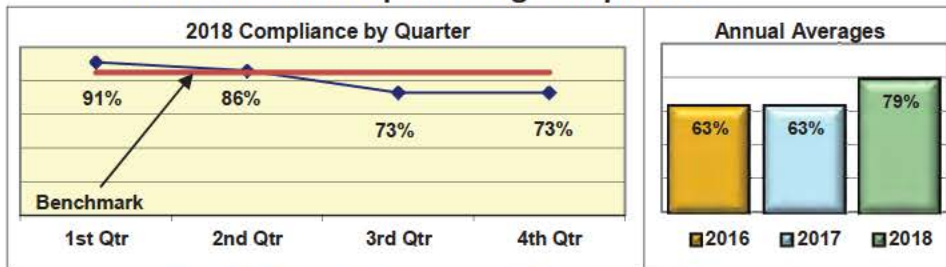


Annual Compliance Report

01/01/2018-12/31/2018

HANOVER INSURANCE

Lost Time First Report Filing Compliance

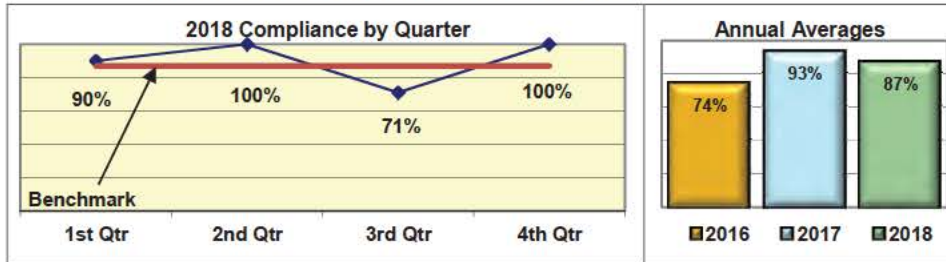


Summary

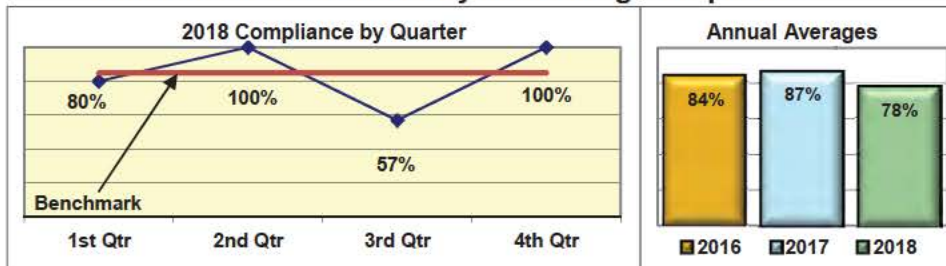
Hanover Insurance is an insurer that administered its own claims in 2018 under the following rating companies:

Allmerica Financial Benefit Ins.
Citizens Insurance Co. of America
Hanover American Insurance
Hanover Insurance
Massachusetts Bay Insurance

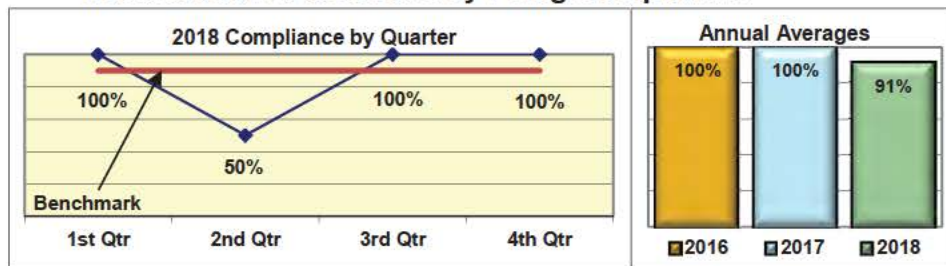
Initial Indemnity Payment Compliance



Initial Memorandum of Payment Filing Compliance




Initial Notice of Controversy Filing Compliance



Utilization Analysis

Lost Time First Reports Received



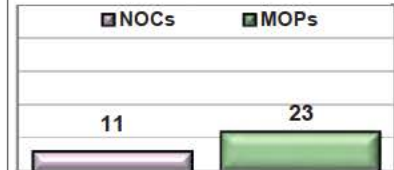
Activity on Lost Time First Reports

■ No Activity Required ■ Claims for Compensation



Activity on Claims for Compensation

■ NOCs ■ MOPs



Percent of Lost Time First Reports Denied
(Initial Indemnity NOCs / Lost Time First Reports)

12%

Percent of Claims for Compensation Denied
(Initial Indemnity NOCs / Claims for Compensation)

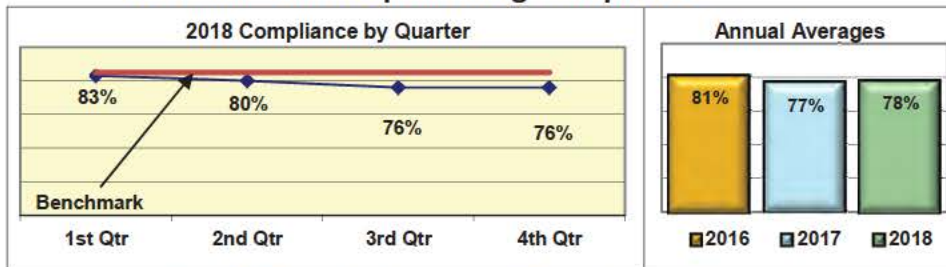
32%

Annual Compliance Report

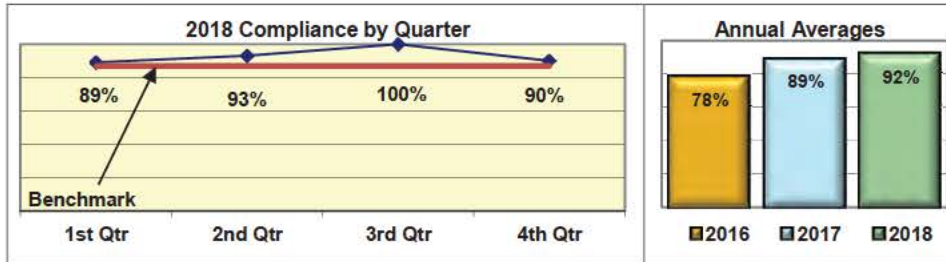
01/01/2018-12/31/2018

HARTFORD INSURANCE

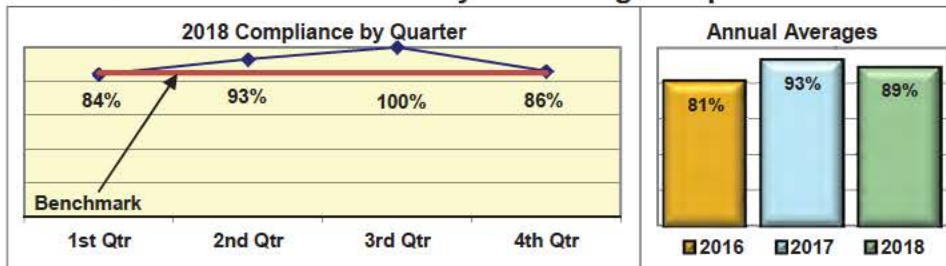
Lost Time First Report Filing Compliance



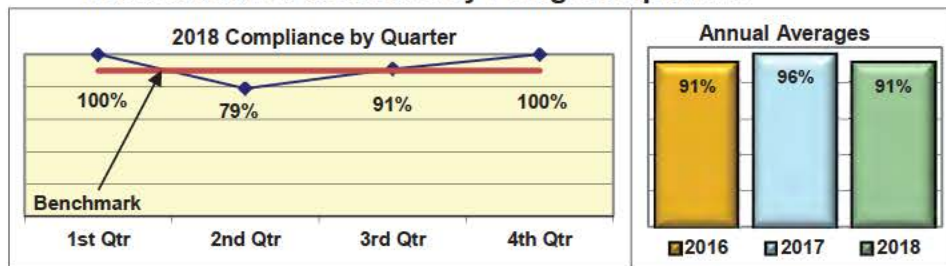
Initial Indemnity Payment Compliance



Initial Memorandum of Payment Filing Compliance



Initial Notice of Controversy Filing Compliance



Summary

Hartford Insurance is an insurer that administered its own claims and used third parties to administer claims in 2018 under the following rating companies:

Hartford Accident & Indemnity
Hartford Casualty Insurance
Hartford Fire Insurance
Hartford Ins. Co. of the Midwest
Hartford Underwriters Insurance
Prop. & Cas. Ins. Co. of Hartford
Sentinel Insurance
Trumbull Insurance
Twin City Fire Insurance

Hartford Insurance used the following third parties in 2018:

Cannon Cochran Management Svcs.
CorVel Enterprise Comp.
Sedgwick Claims Management Svcs.

Utilization Analysis

Lost Time First Reports Received



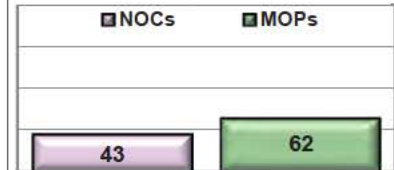
Activity on Lost Time First Reports

■ No Activity Required ■ Claims for Compensation



Activity on Claims for Compensation

■ NOCs ■ MOPs



Percent of Lost Time First Reports Denied
(Initial Indemnity NOCs / Lost Time First Reports)

19%

Percent of Claims for Compensation Denied
(Initial Indemnity NOCs / Claims for Compensation)

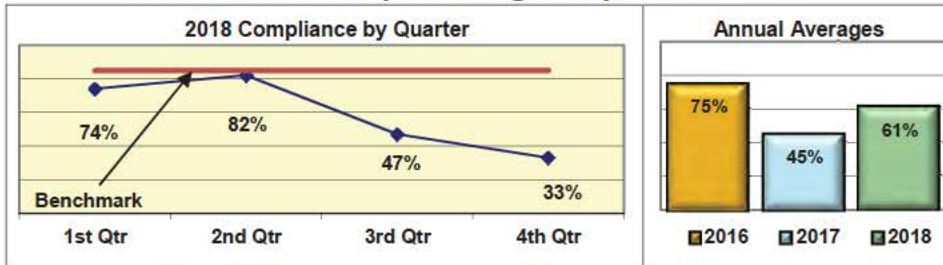
41%

Annual Compliance Report

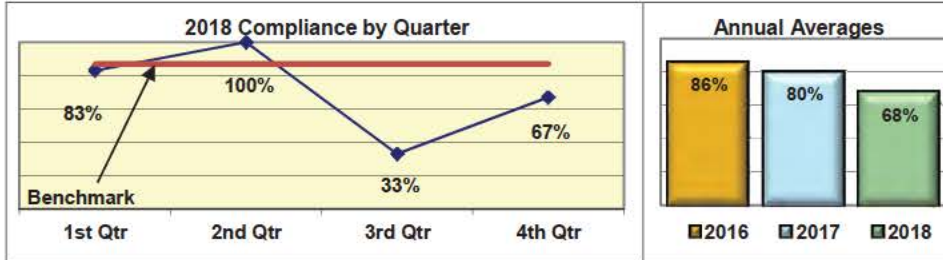
01/01/2018-12/31/2018

HELMSMAN MANAGEMENT SERVICES

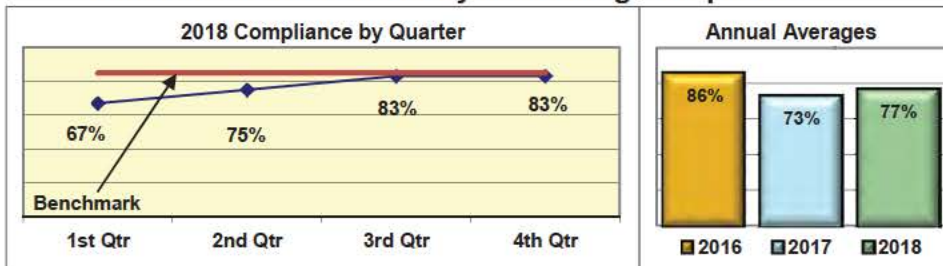
Lost Time First Report Filing Compliance



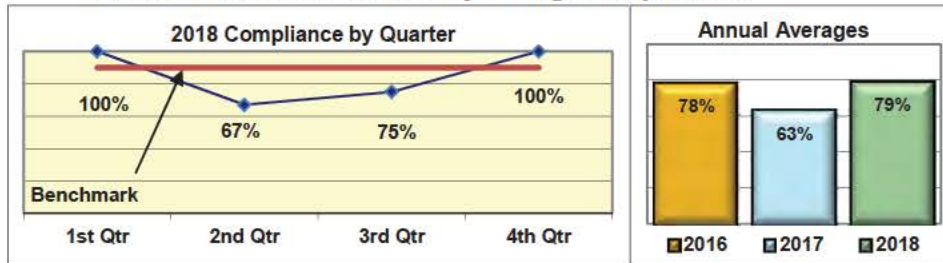
Initial Indemnity Payment Compliance



Initial Memorandum of Payment Filing Compliance



Initial Notice of Controversy Filing Compliance



Summary

Helmsman Management Services is a third party administrator that administered claims in 2018 for the following rating companies:

American Zurich Insurance
Indemnity Ins. Co. of No. America
Old Republic Insurance
Standard Fire Insurance

and self-insured employers:

Home Depot USA, Inc.

Utilization Analysis

Lost Time First Reports Received




Activity on Lost Time First Reports

■ No Activity Required ■ Claims for Compensation



Activity on Claims for Compensation

■ NOCs ■ MOPs



Percent of Lost Time First Reports Denied
(Initial Indemnity NOCs / Lost Time First Reports)

21%

Percent of Claims for Compensation Denied
(Initial Indemnity NOCs / Claims for Compensation)

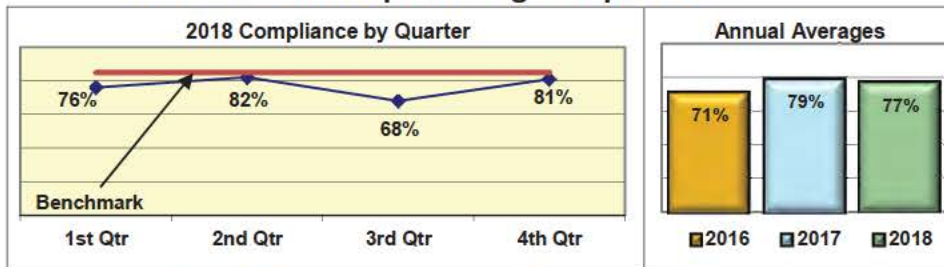
39%

Annual Compliance Report

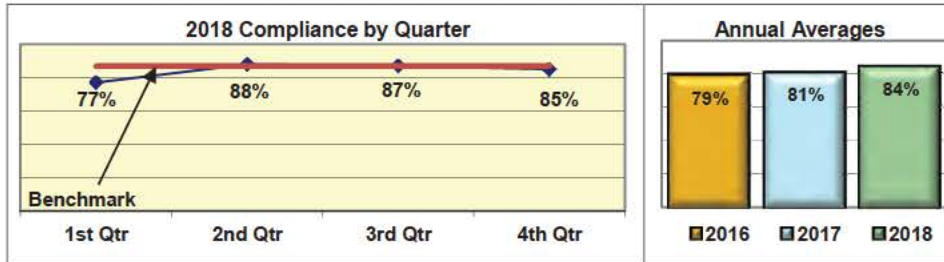
01/01/2018-12/31/2018

LIBERTY MUTUAL INSURANCE

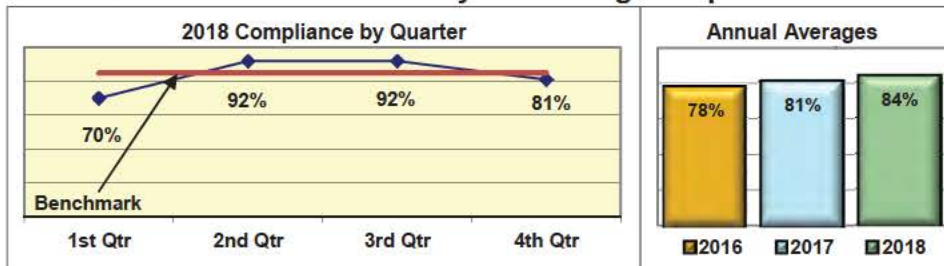
Lost Time First Report Filing Compliance




Initial Indemnity Payment Compliance



Initial Memorandum of Payment Filing Compliance



Initial Notice of Controversy Filing Compliance



Summary

Liberty Mutual Insurance is an insurer that administered its own claims in 2018 under the following rating companies:

American Fire & Casualty Insurance
Employers Insurance Co. of Wausau
Excelsior Insurance
First Liberty Insurance
Liberty Insurance Corp.
Liberty Mutual Fire Insurance
LM Insurance Corp.
Netherlands Insurance
Ohio Casualty Insurance
Ohio Security Insurance
Peerless Insurance
Peerless Indemnity Insurance
West American Insurance

Utilization Analysis

Lost Time First Reports Received




Percent of Lost Time First Reports Denied (Initial Indemnity NOCs / Lost Time First Reports)

20%


Activity on Lost Time First Reports

■ No Activity Required ■ Claims for Compensation



Activity on Claims for Compensation

■ NOCs ■ MOPs



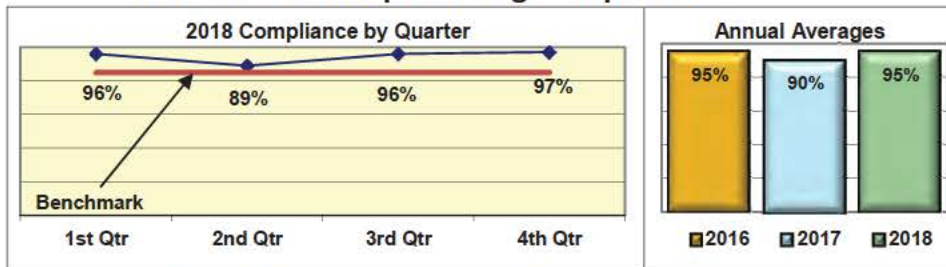
Percent of Claims for Compensation Denied (Initial Indemnity NOCs / Claims for Compensation)

32%

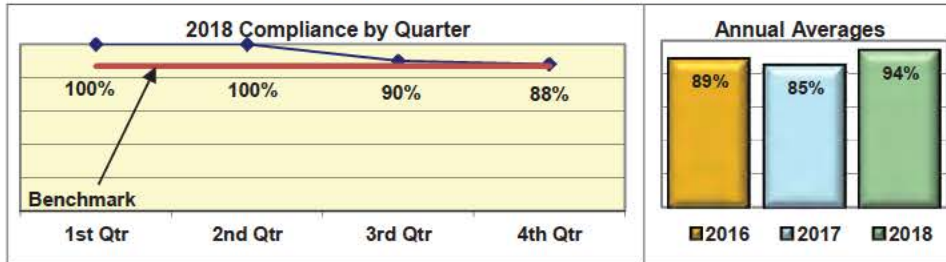
Annual Compliance Report
01/01/2018-12/31/2018

MAINE AUTOMOBILE DEALERS ASSOCIATION


Lost Time First Report Filing Compliance




Initial Indemnity Payment Compliance



Initial Memorandum of Payment Filing Compliance



Initial Notice of Controversy Filing Compliance



Summary

Maine Automobile Dealers Association is a trust of self-insured employers that administered claims in 2018 under the following name:

Maine Automobile Dealers

Utilization Analysis

Lost Time First Reports Received




Percent of Lost Time First Reports Denied
(Initial Indemnity NOCs / Lost Time First Reports)

10%

Activity on Lost Time First Reports

■ No Activity Required ■ Claims for Compensation

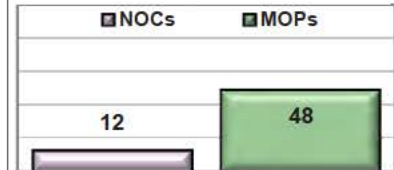


Percent of Claims for Compensation Denied
(Initial Indemnity NOCs / Claims for Compensation)

20%

Activity on Claims for Compensation

■ NOCs ■ MOPs

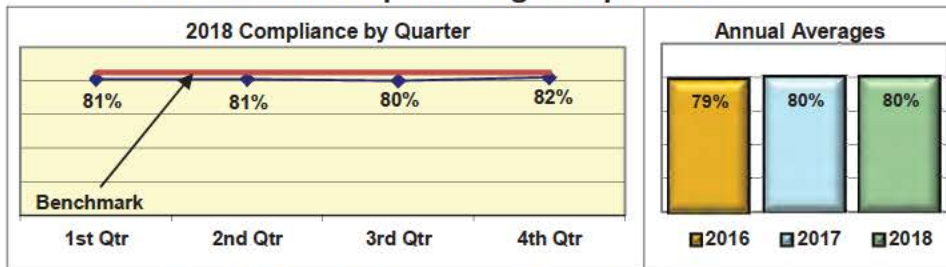


Annual Compliance Report

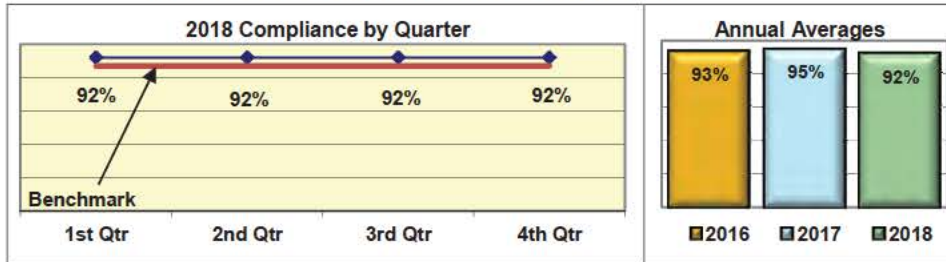
01/01/2018-12/31/2018

MAINE EMPLOYERS' MUTUAL INSURANCE

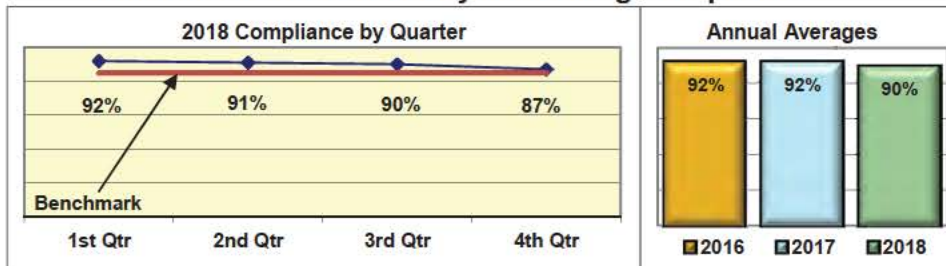
Lost Time First Report Filing Compliance



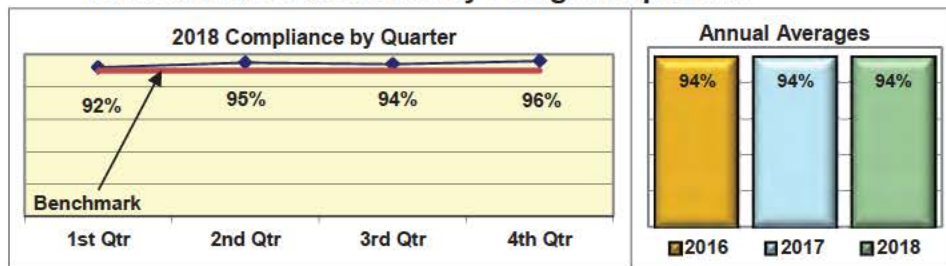
Initial Indemnity Payment Compliance



Initial Memorandum of Payment Filing Compliance



Initial Notice of Controversy Filing Compliance



Summary

Maine Employers' Mutual Insurance is an insurer that administered its own claims and used a third party administrator in 2018 under the following rating companies:

Maine Employers' Mutual Insurance
MEMIC Indemnity Company

Maine Employers' Mutual Insurance used the following third party administrator in 2018:

Cannon Cochran Management Svs.

Utilization Analysis

Lost Time First Reports Received




Activity on Lost Time First Reports

■ No Activity Required ■ Claims for Compensation



Activity on Claims for Compensation

■ NOCs ■ MOPs



Percent of Lost Time First Reports Denied
(Initial Indemnity NOCs / Lost Time First Reports)

19%

Percent of Claims for Compensation Denied
(Initial Indemnity NOCs / Claims for Compensation)

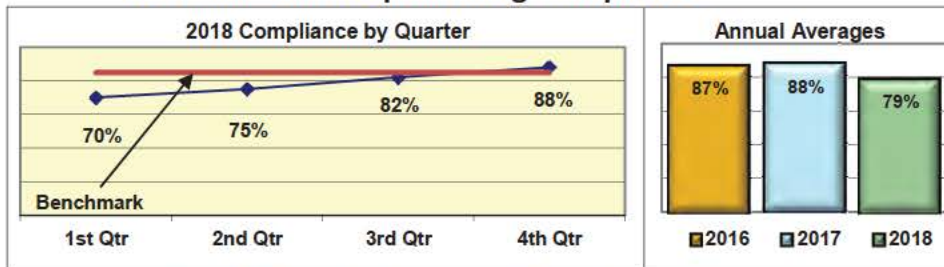
45%

Annual Compliance Report

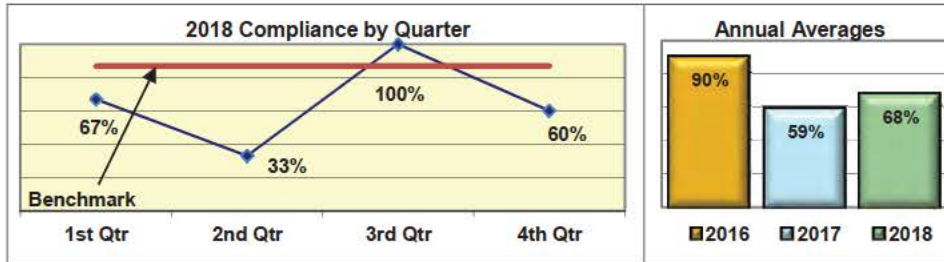
01/01/2018-12/31/2018

MAINE HEALTHCARE ASSOCIATION

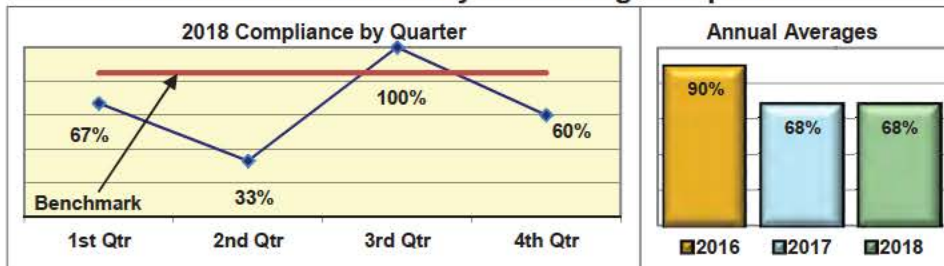
Lost Time First Report Filing Compliance




Initial Indemnity Payment Compliance



Initial Memorandum of Payment Filing Compliance



Initial Notice of Controversy Filing Compliance



Summary

Maine Healthcare Association is a trust of self-insured employers that administered claims in 2018 under the following name:

MHCA Workers' Comp. Fund


Utilization Analysis

Lost Time First Reports Received



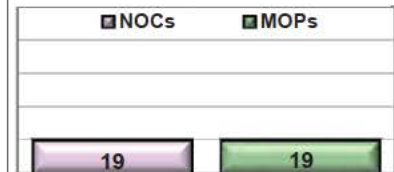
Activity on Lost Time First Reports

■ No Activity Required ■ Claims for Compensation



Activity on Claims for Compensation

■ NOCs ■ MOPs



Percent of Lost Time First Reports Denied
(Initial Indemnity NOCs / Lost Time First Reports)

19%

Percent of Claims for Compensation Denied
(Initial Indemnity NOCs / Claims for Compensation)

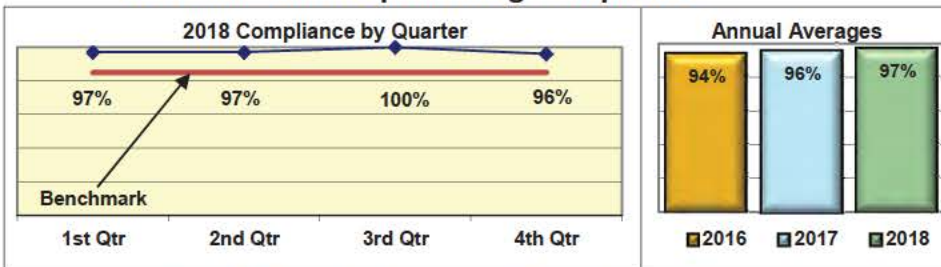
50%

Annual Compliance Report

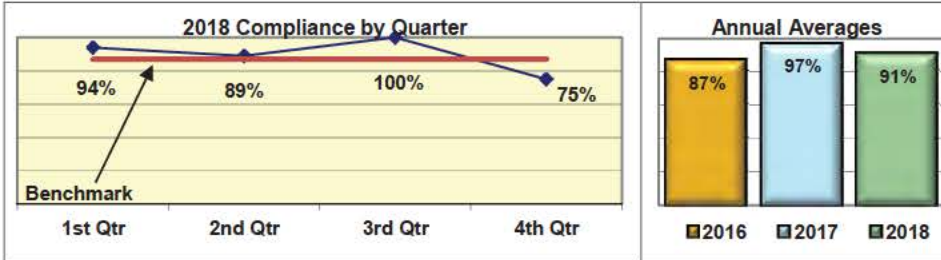
01/01/2018-12/31/2018

MAINE MOTOR TRANSPORT ASSOCIATION

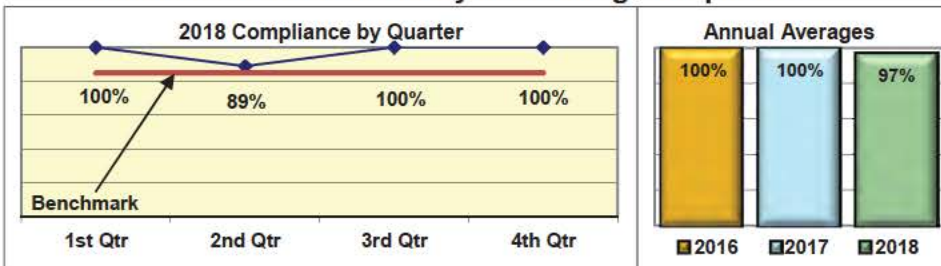
Lost Time First Report Filing Compliance



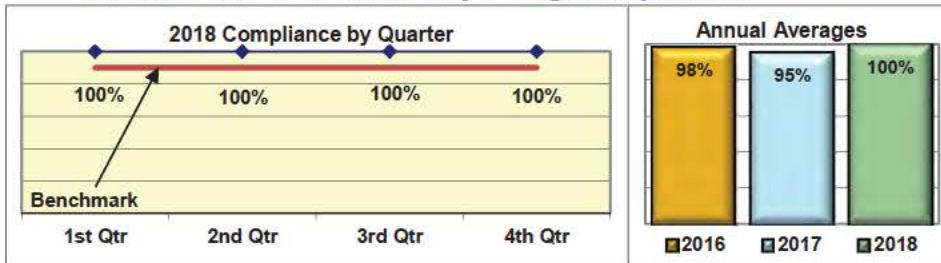
Initial Indemnity Payment Compliance



Initial Memorandum of Payment Filing Compliance



Initial Notice of Controversy Filing Compliance



Summary

Maine Motor Transport Association is a trust of self-insured employers that administered claims in 2018 under the following name:

Maine Motor Transport W.C. Trust

Utilization Analysis

Lost Time First Reports Received



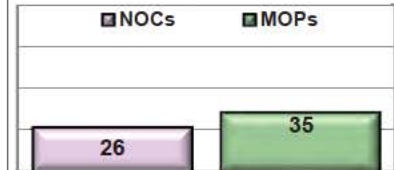
Activity on Lost Time First Reports

■ No Activity Required ■ Claims for Compensation



Activity on Claims for Compensation

■ NOCs ■ MOPs



Percent of Lost Time First Reports Denied
(Initial Indemnity NOCs / Lost Time First Reports)

14%

Percent of Claims for Compensation Denied
(Initial Indemnity NOCs / Claims for Compensation)

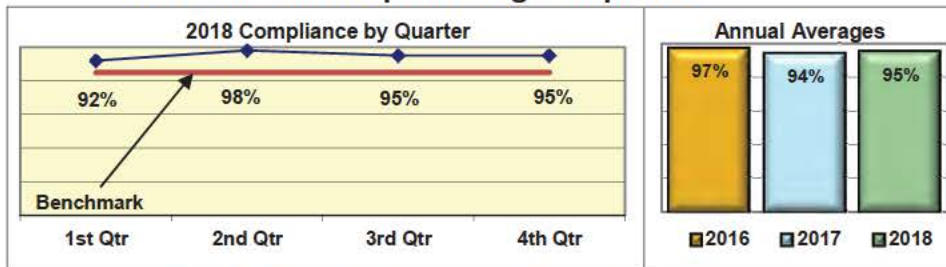
43%

Annual Compliance Report

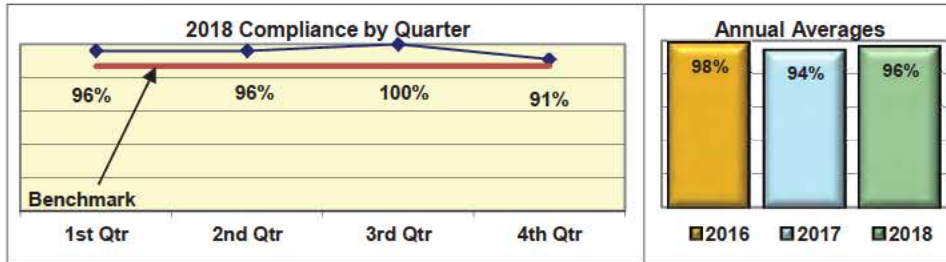
01/01/2018-12/31/2018

MAINE MUNICIPAL ASSOCIATION

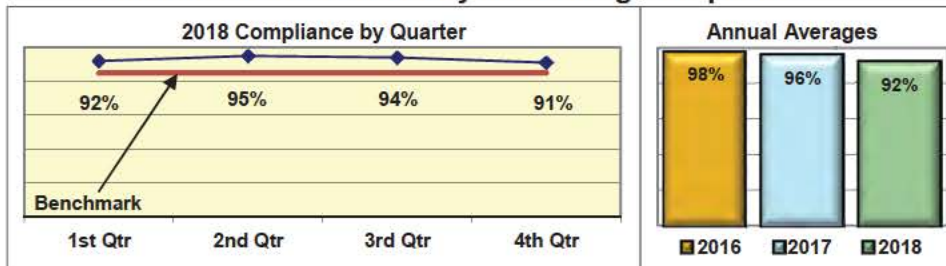
Lost Time First Report Filing Compliance



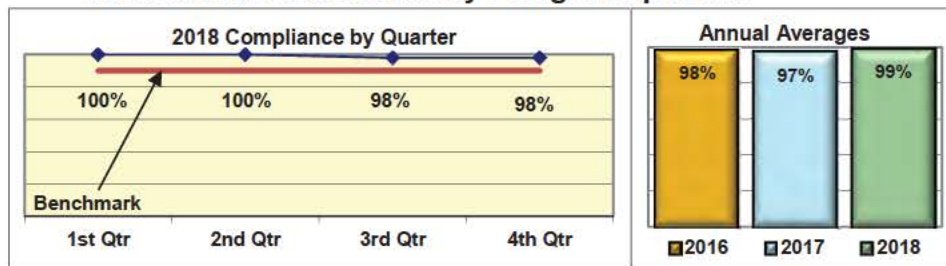
Initial Indemnity Payment Compliance



Initial Memorandum of Payment Filing Compliance



Initial Notice of Controversy Filing Compliance




Summary

Maine Municipal Association is a trust of self-insured employers that administered claims in 2018 under the following names:

City of Bangor
City of Portland
Maine Municipal Association

Utilization Analysis

Lost Time First Reports Received



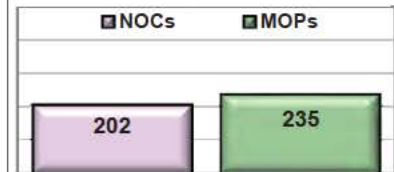
Activity on Lost Time First Reports

■ No Activity Required ■ Claims for Compensation



Activity on Claims for Compensation

■ NOCs ■ MOPs



Percent of Lost Time First Reports Denied
(Initial Indemnity NOCs / Lost Time First Reports)

25%

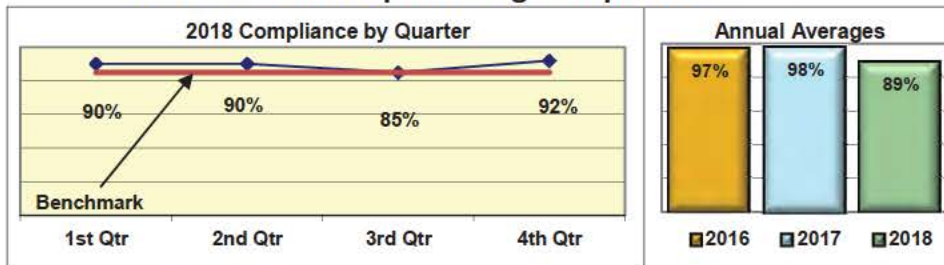
Percent of Claims for Compensation Denied
(Initial Indemnity NOCs / Claims for Compensation)

46%

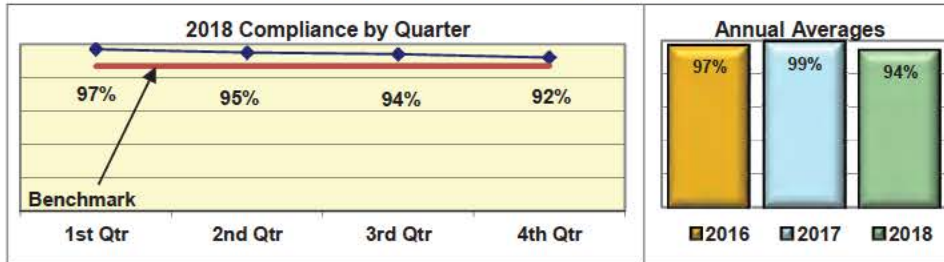
Annual Compliance Report
01/01/2018-12/31/2018

MAINE SCHOOL MANAGEMENT ASSOCIATION

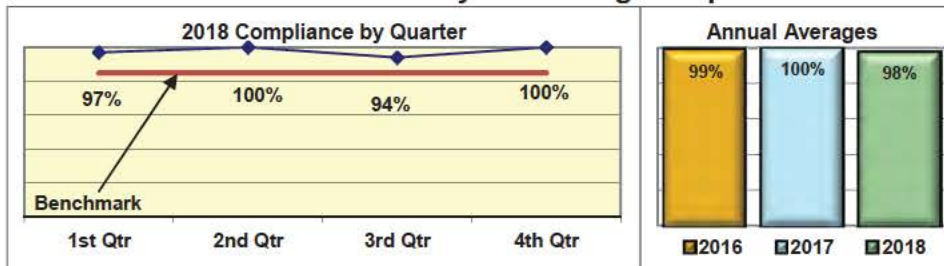
Lost Time First Report Filing Compliance



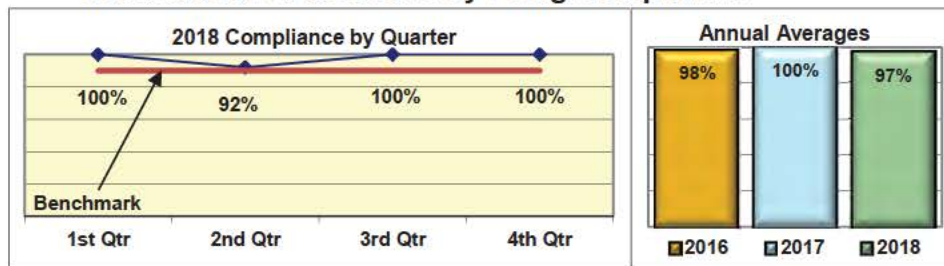
Initial Indemnity Payment Compliance



Initial Memorandum of Payment Filing Compliance



Initial Notice of Controversy Filing Compliance



Summary

Maine School Management Association is a trust of self-insured employers that administered claims in 2018 under the following name:

Maine School Management Assoc.

Utilization Analysis

Lost Time First Reports Received




Activity on Lost Time First Reports

■ No Activity Required ■ Claims for Compensation



Activity on Claims for Compensation

■ NOCs ■ MOPs



Percent of Lost Time First Reports Denied
(Initial Indemnity NOCs / Lost Time First Reports)

11%

Percent of Claims for Compensation Denied
(Initial Indemnity NOCs / Claims for Compensation)

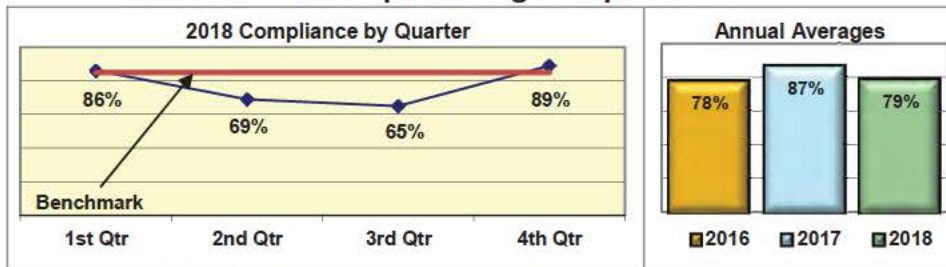
30%

Annual Compliance Report

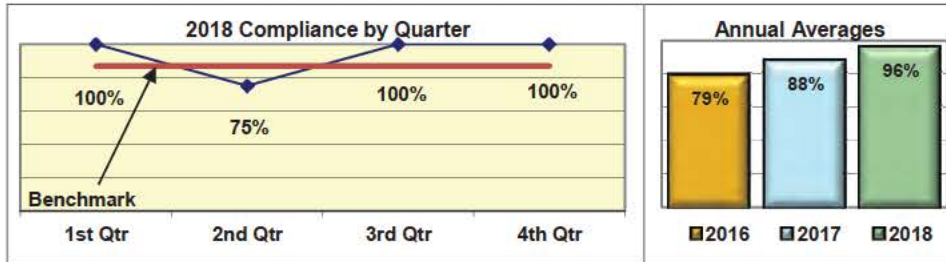
01/01/2018-12/31/2018

OLD REPUBLIC INSURANCE

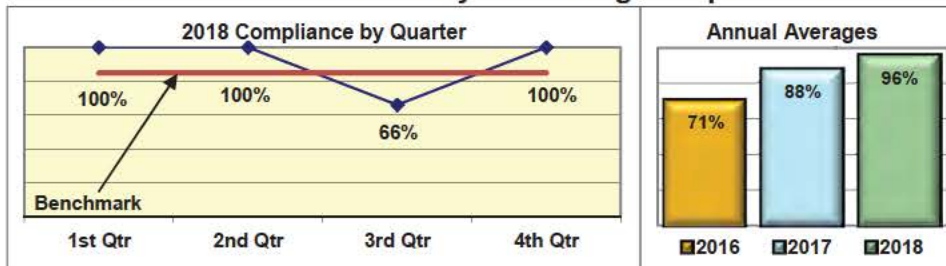
Lost Time First Report Filing Compliance



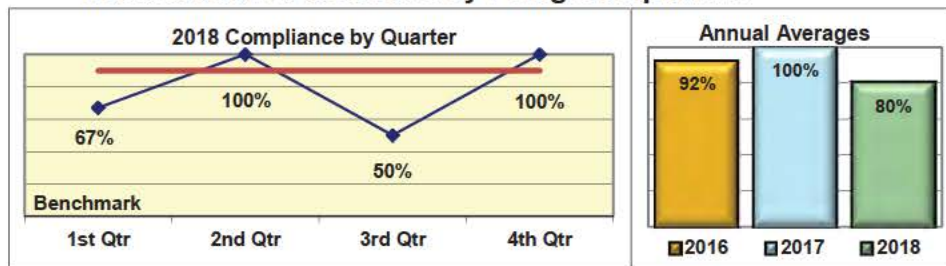
Initial Indemnity Payment Compliance



Initial Memorandum of Payment Filing Compliance



Initial Notice of Controversy Filing Compliance



Summary

Old Republic Insurance is an insurer that used third parties to administer claims in 2018 under the following rating company:

Old Republic Insurance
Old Republic General Insurance Corp.

Old Republic Insurance used the following third parties in 2018:

Cannon Cochran Management Svcs.
Constitution State Services
CorVel Enterprise Comp.
ESIS
Gallagher Bassett Services
Helmsman Management Services
Ryder Services
Sedgwick Claims Management Svcs.
Tristar Risk Enterprise Management


Utilization Analysis

Lost Time First Reports Received




Activity on Lost Time First Reports

■ No Activity Required ■ Claims for Compensation



Activity on Claims for Compensation

■ NOCs ■ MOPs



Percent of Lost Time First Reports Denied
(Initial Indemnity NOCs / Lost Time First Reports)

11%

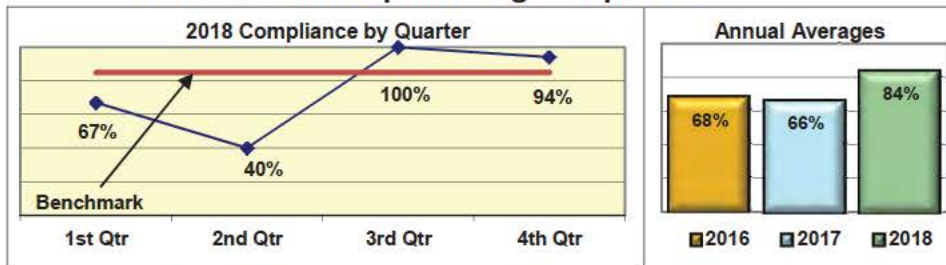
Percent of Claims for Compensation Denied
(Initial Indemnity NOCs / Claims for Compensation)

29%

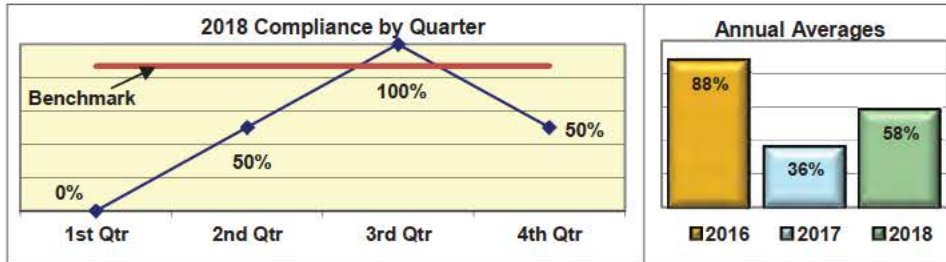
Annual Compliance Report
01/01/2018-12/31/2018

PENNSYLVANIA MANUFACTURERS' ASSOCIATION

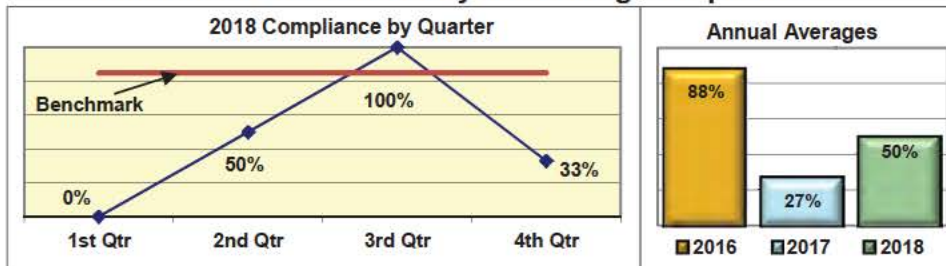
Lost Time First Report Filing Compliance



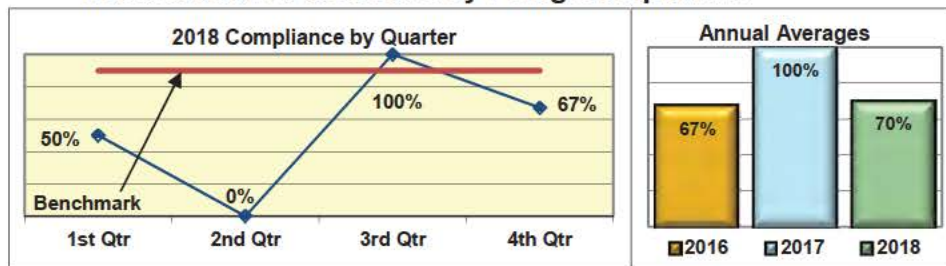
Initial Indemnity Payment Compliance



Initial Memorandum of Payment Filing Compliance



Initial Notice of Controversy Filing Compliance



Summary

Pennsylvania Manufacturers' Association is an insurer that used third parties to administer claims in 2018 under the following rating companies:

Manufacturers Alliance Insurance
Pennsylvania Mfg. Assn. Insurance
Pennsylvania Mfg. Indemnity

Pennsylvania Manufacturers' Association used the following third parties in 2018:

Gallagher Bassett Services
The American Equity Underwriters

Utilization Analysis

Lost Time First Reports Received



Percent of Lost Time First Reports Denied
(Initial Indemnity NOCs / Lost Time First Reports)

23%

Activity on Lost Time First Reports

■ No Activity Required ■ Claims for Compensation




Percent of Claims for Compensation Denied
(Initial Indemnity NOCs / Claims for Compensation)

45%

Activity on Claims for Compensation

■ NOCs ■ MOPs

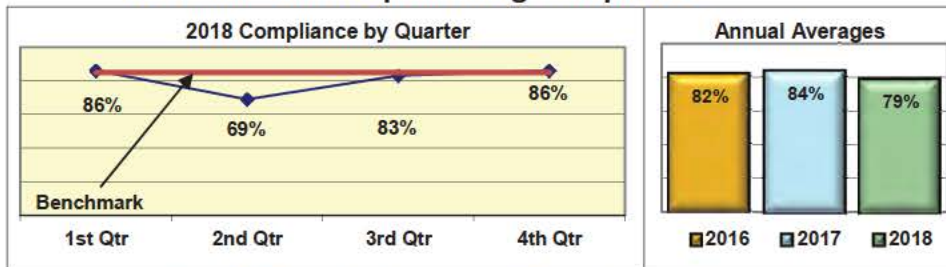


Annual Compliance Report

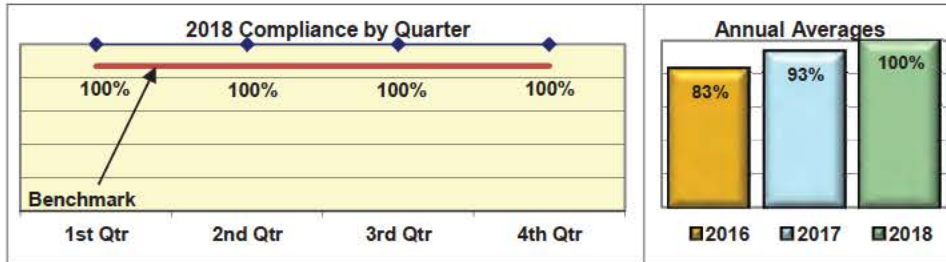
01/01/2018-12/31/2018

QBE INSURANCE


Lost Time First Report Filing Compliance



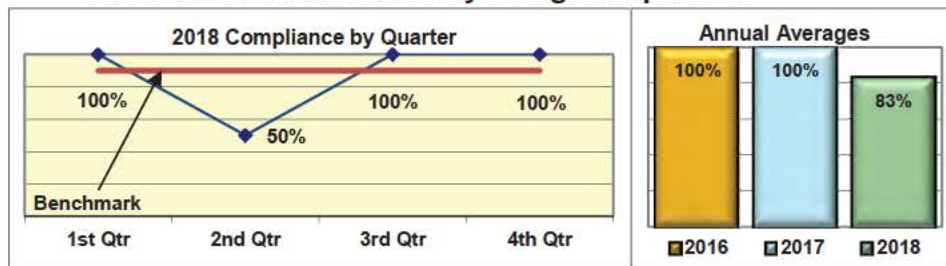
Initial Indemnity Payment Compliance



Initial Memorandum of Payment Filing Compliance



Initial Notice of Controversy Filing Compliance



Summary

QBE Insurance is an insurer that used third parties to administer claims in 2018 under the following rating companies:

Praetorian Insurance
QBE Insurance
Stonington Insurance

QBE Insurance used the following third parties in 2018:

Sedgwick Claims Management Svcs.

Utilization Analysis

Lost Time First Reports Received



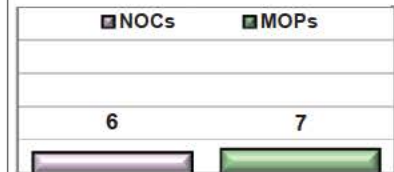
Activity on Lost Time First Reports

■ No Activity Required ■ Claims for Compensation



Activity on Claims for Compensation

■ NOCs ■ MOPs



Percent of Lost Time First Reports Denied
(Initial Indemnity NOCs / Lost Time First Reports)

18%

Percent of Claims for Compensation Denied
(Initial Indemnity NOCs / Claims for Compensation)

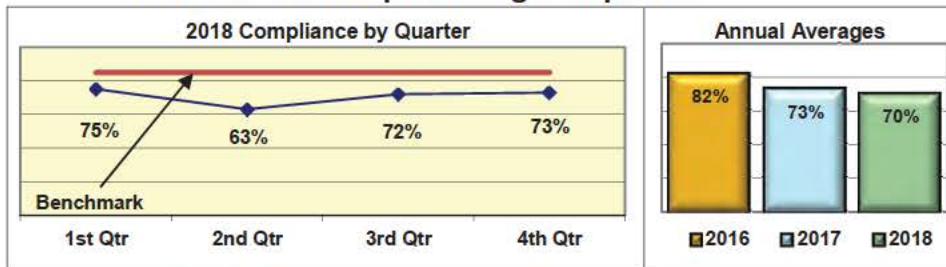
46%

Annual Compliance Report

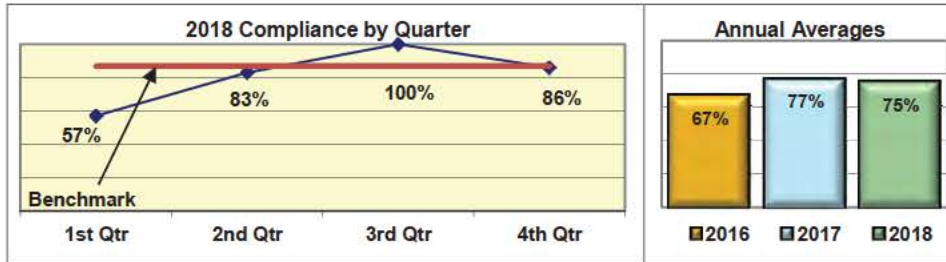
01/01/2018-12/31/2018

SAFETY NATIONAL INSURANCE

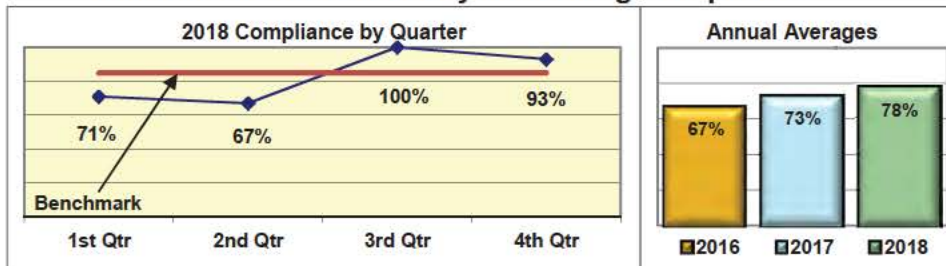
Lost Time First Report Filing Compliance




Initial Indemnity Payment Compliance



Initial Memorandum of Payment Filing Compliance



Initial Notice of Controversy Filing Compliance



Summary

Safety National Insurance is an insurer that used third parties to administer claims in 2018 under the following rating company:

Safety National Casualty Corp.

Safety National Insurance used the following third parties in 2018:

Broadspire Services
Cannon Cochran Management Svcs.
CorVel Enterprise Comp.
Gallagher Bassett Services
Sedgwick Claims Management Svcs.


Utilization Analysis

Lost Time First Reports Received




Activity on Lost Time First Reports

■ No Activity Required ■ Claims for Compensation



Activity on Claims for Compensation

■ NOCs ■ MOPs



Percent of Lost Time First Reports Denied
(Initial Indemnity NOCs / Lost Time First Reports)

13%

Percent of Claims for Compensation Denied
(Initial Indemnity NOCs / Claims for Compensation)

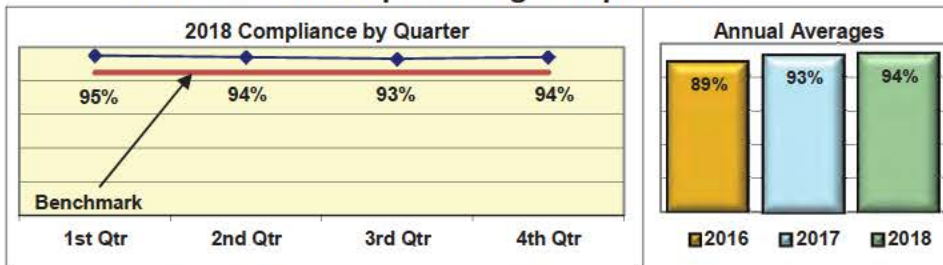
33%

Annual Compliance Report

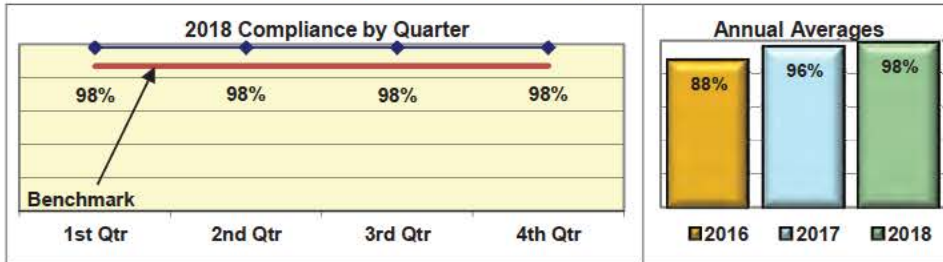
01/01/2018-12/31/2018

SEDGWICK CLAIMS MANAGEMENT SERVICES

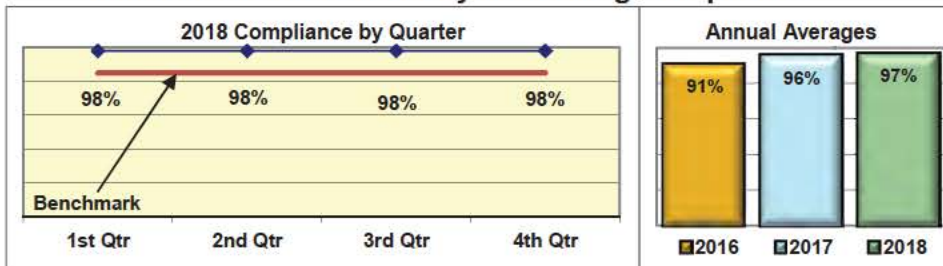
Lost Time First Report Filing Compliance



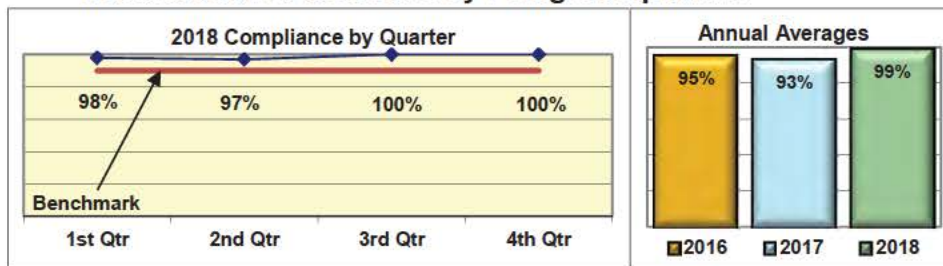
Initial Indemnity Payment Compliance



Initial Memorandum of Payment Filing Compliance



Initial Notice of Controversy Filing Compliance



Summary

Sedgwick Claims Management Services is a third party administrator that administered claims in 2018 for the following rating companies:

ACE American Insurance
American Zurich Insurance
Arch Insurance
Electric Insurance
Everest National Insurance
Indemnity Ins. Co. of No. America
Ins. Co. of the State of Pennsylvania
Nat'l Union Fire Ins. Co. of Pittsburgh
New Hampshire Insurance
Old Republic Insurance
Praetorian Insurance
Prop. & Cas. Ins. Co. of Hartford
QBE Insurance
Safety National Casualty
Standard Fire Insurance
Starr Indemnity & Liability
Stonington Insurance
Trumbull Insurance
XL Insurance America
XL Specialty Insurance
Zurich American Insurance

and self-insured employers:

BJME Operating Corp.
Evonik Cyro LLC
Federal Express Corporation
FedEx Ground Package
Fraser Paper Limited
Lowes Home Centers LLC
Tambrands Inc.

Utilization Analysis

Lost Time First Reports Received



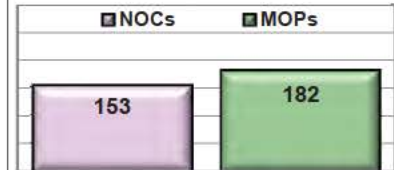
Activity on Lost Time First Reports

■ No Activity Required ■ Claims for Compensation



Activity on Claims for Compensation

■ NOCs ■ MOPs



Percent of Lost Time First Reports Denied
(Initial Indemnity NOCs / Lost Time First Reports)

20%

Percent of Claims for Compensation Denied
(Initial Indemnity NOCs / Claims for Compensation)

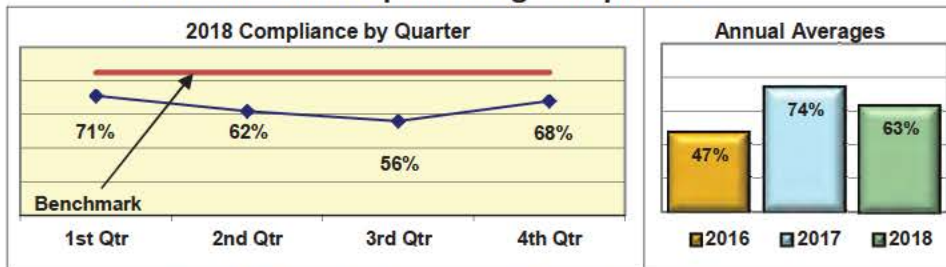
46%

Annual Compliance Report

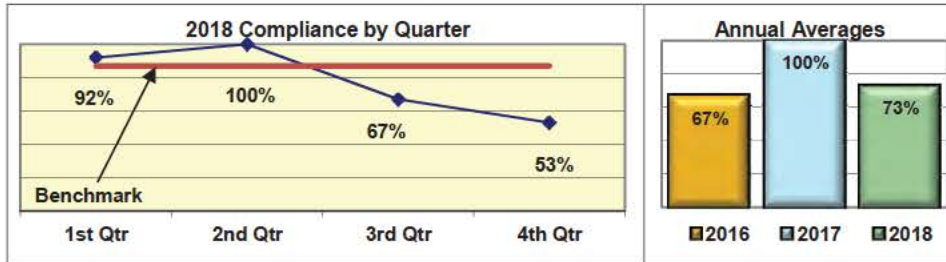
01/01/2018-12/31/2018

SENTRY INSURANCE

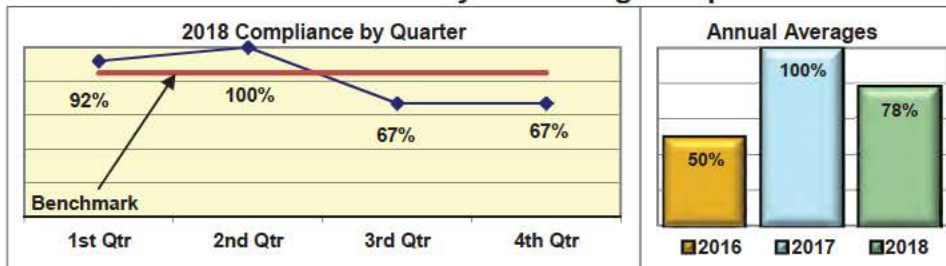
Lost Time First Report Filing Compliance




Initial Indemnity Payment Compliance



Initial Memorandum of Payment Filing Compliance



Initial Notice of Controversy Filing Compliance



Summary

Sentry Insurance is an insurer that administered its own claims in 2018 under the following rating companies:

Sentry Casualty
Sentry Insurance
Sentry Select Insurance

Utilization Analysis

Lost Time First Reports Received



Percent of Lost Time First Reports Denied
(Initial Indemnity NOCs / Lost Time First Reports)

12%

Activity on Lost Time First Reports

■ No Activity Required ■ Claims for Compensation

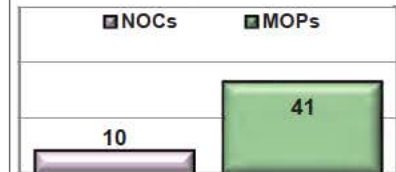


Percent of Claims for Compensation Denied
(Initial Indemnity NOCs / Claims for Compensation)

20%

Activity on Claims for Compensation

■ NOCs ■ MOPs

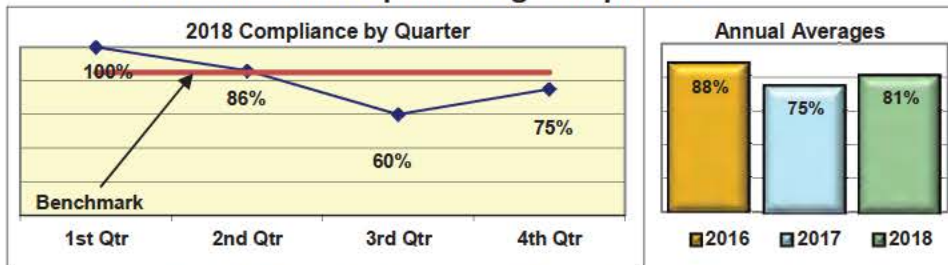


Annual Compliance Report

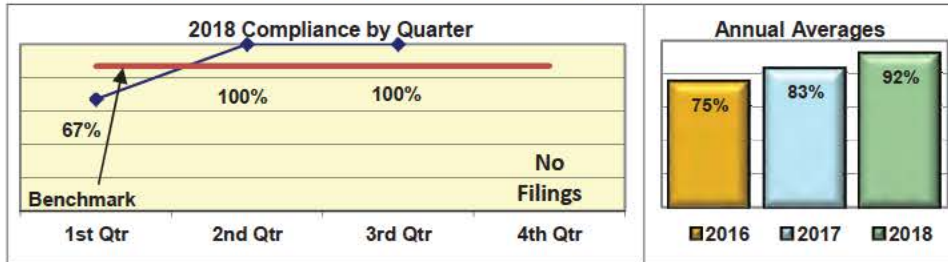
01/01/2018-12/31/2018

STARR INDEMNITY INSURANCE


Lost Time First Report Filing Compliance



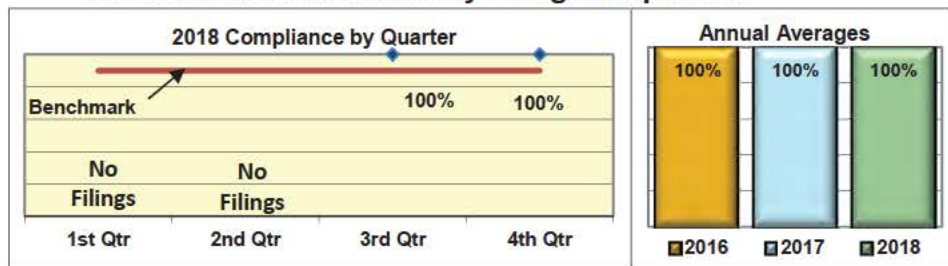
Initial Indemnity Payment Compliance



Initial Memorandum of Payment Filing Compliance



Initial Notice of Controversy Filing Compliance



Summary

Starr Indemnity Insurance Liability is an insurer that used third parties to administer claims in 2018 under the following rating company:


Starr Indemnity & Liability

Starr Indemnity & Liability used the following third parties in 2018:

ESIS
Gallagher Bassett Services
Sedgwick Claims Management Svcs.

Utilization Analysis

Lost Time First Reports Received



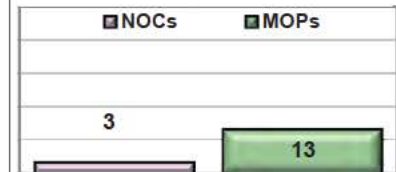
Activity on Lost Time First Reports

■ No Activity Required ■ Claims for Compensation



Activity on Claims for Compensation

■ NOCs ■ MOPs



Percent of Lost Time First Reports Denied
(Initial Indemnity NOCs / Lost Time First Reports)

14%

Percent of Claims for Compensation Denied
(Initial Indemnity NOCs / Claims for Compensation)

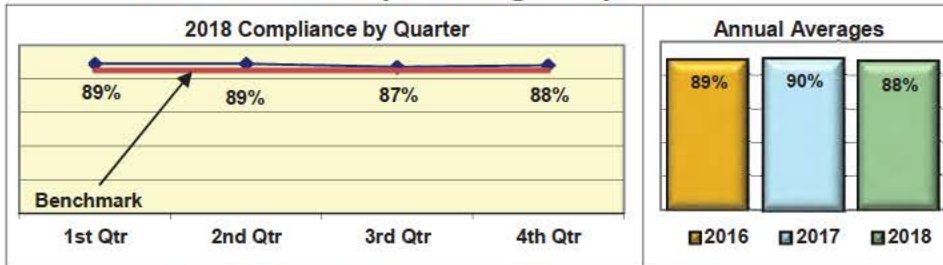
19%

Annual Compliance Report

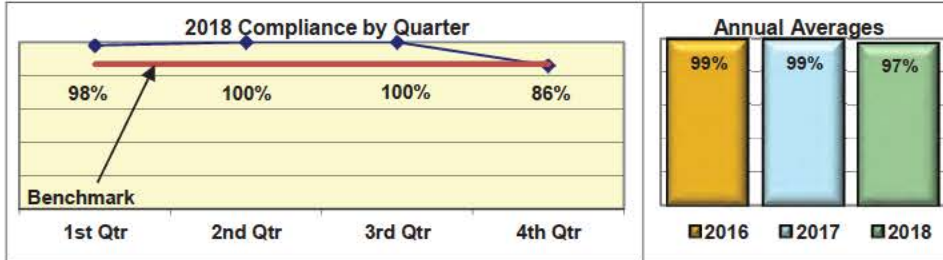
01/01/2018-12/31/2018

STATE OF MAINE WORKERS' COMP TRUST

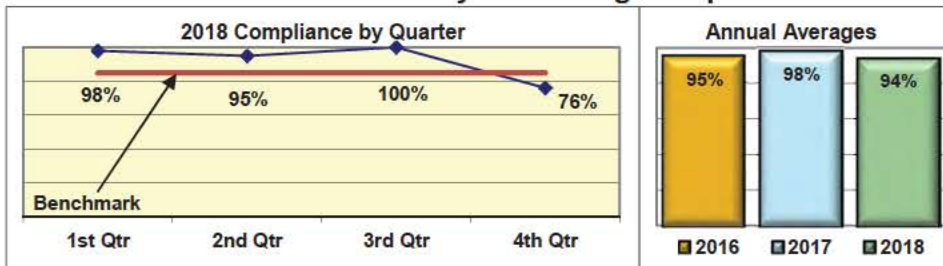
Lost Time First Report Filing Compliance



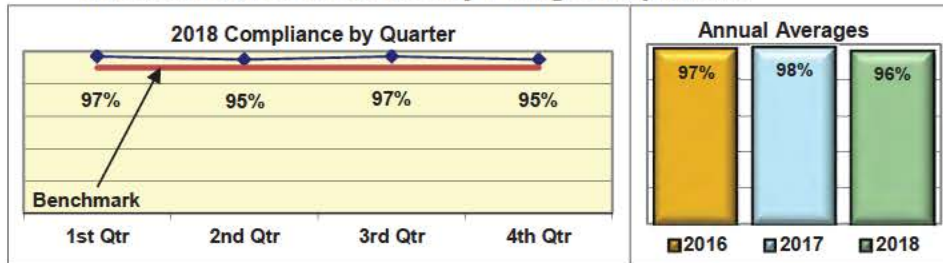
Initial Indemnity Payment Compliance



Initial Memorandum of Payment Filing Compliance



Initial Notice of Controversy Filing Compliance



Summary

State of Maine Workers' Compensation Trust is a self-insured employer that administered its own claims in 2018 under the following name:

State of Maine Workers' Comp. Div


Utilization Analysis

Lost Time First Reports Received




Activity on Lost Time First Reports

■ No Activity Required ■ Claims for Compensation



Activity on Claims for Compensation

■ NOCs ■ MOPs



Percent of Lost Time First Reports Denied
(Initial Indemnity NOCs / Lost Time First Reports)

20%

Percent of Claims for Compensation Denied
(Initial Indemnity NOCs / Claims for Compensation)

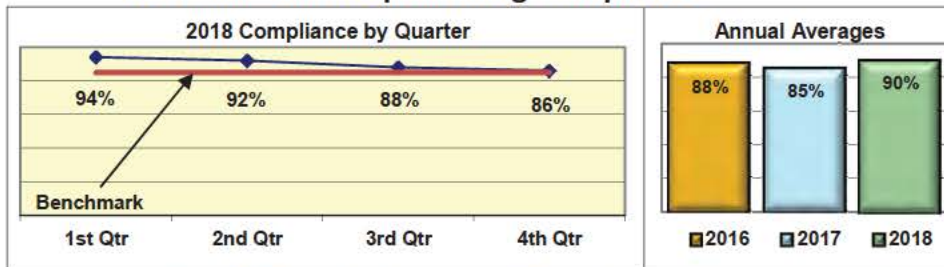
45%

Annual Compliance Report

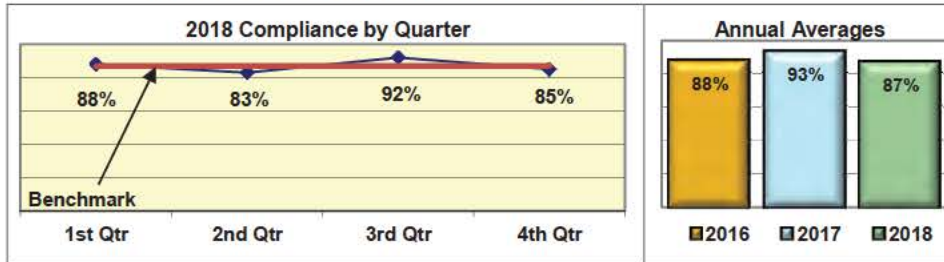
01/01/2018-12/31/2018

SYNERNET

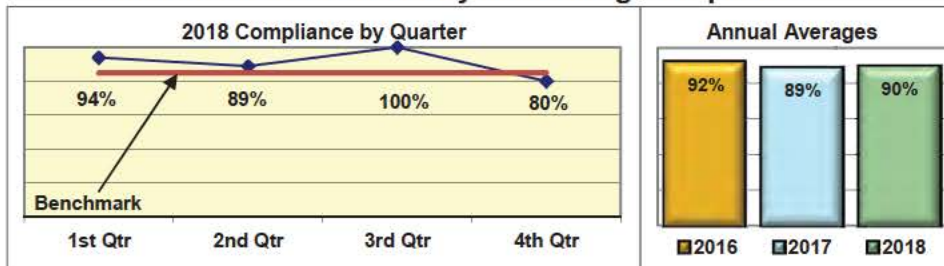
Lost Time First Report Filing Compliance



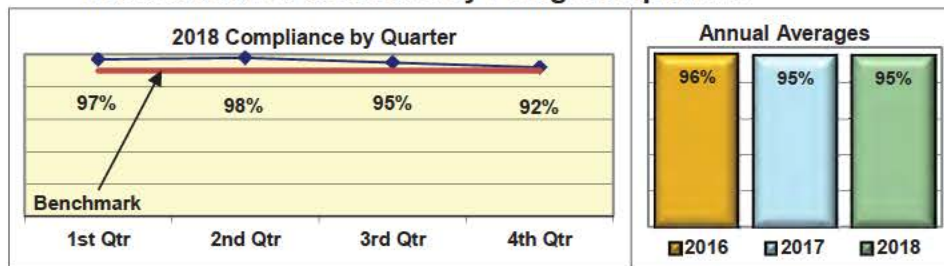
Initial Indemnity Payment Compliance



Initial Memorandum of Payment Filing Compliance



Initial Notice of Controversy Filing Compliance



Summary

Synernet is a third party administrator that administered claims in 2018 for the following self-insured employers:

MaineHealth Workers' Comp.
Newpage Corp.
Synernet Workers' Comp Fund

Utilization Analysis

Lost Time First Reports Received



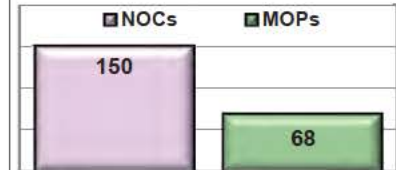
Activity on Lost Time First Reports

■ No Activity Required ■ Claims for Compensation



Activity on Claims for Compensation

■ NOCs ■ MOPs



Percent of Lost Time First Reports Denied
(Initial Indemnity NOCs / Lost Time First Reports)

28%

Percent of Claims for Compensation Denied
(Initial Indemnity NOCs / Claims for Compensation)

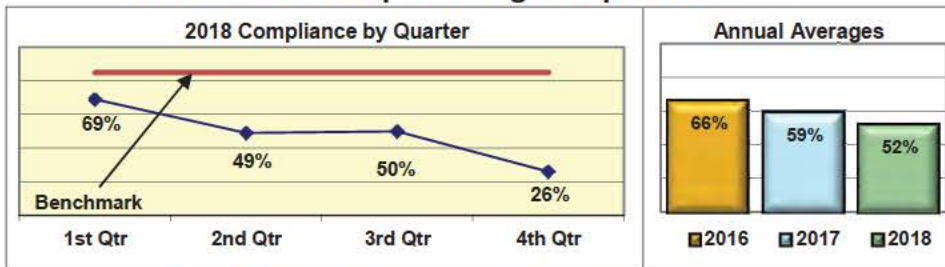
69%

Annual Compliance Report

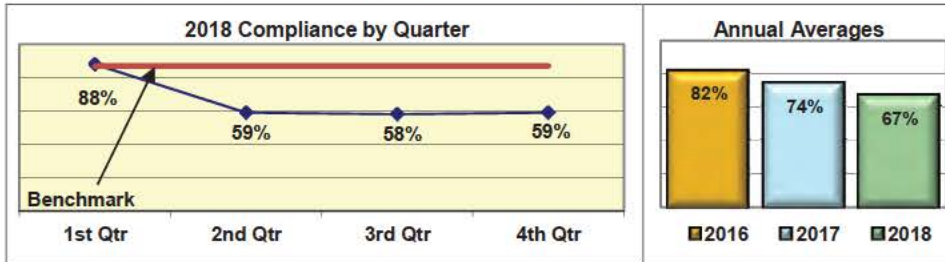
01/01/2018-12/31/2018

TRAVELERS INSURANCE

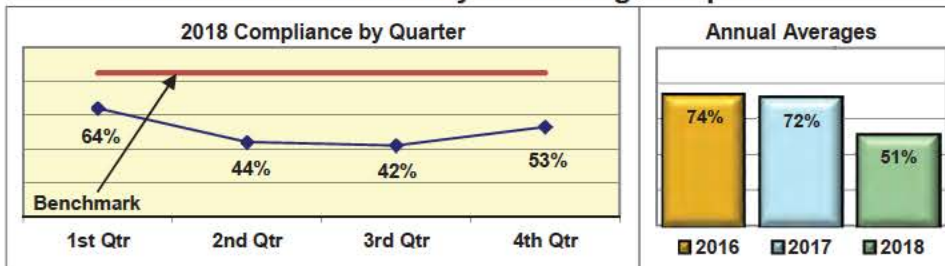
Lost Time First Report Filing Compliance



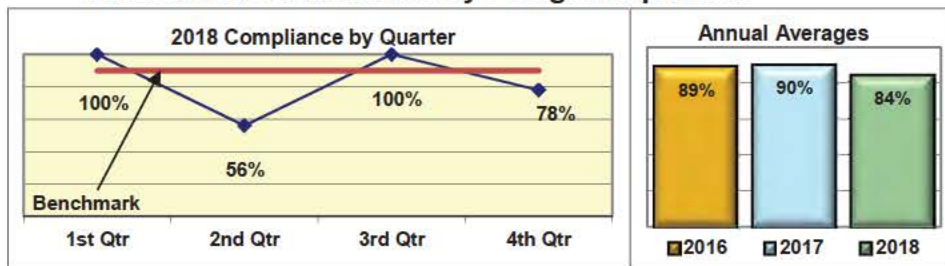
Initial Indemnity Payment Compliance



Initial Memorandum of Payment Filing Compliance



Initial Notice of Controversy Filing Compliance



Summary

Travelers Insurance is an insurer that administered its own claims and used third parties to administer claims in 2018 under the following rating companies:

Charter Oak Fire Insurance
Farmington Casualty
Phoenix Insurance
Standard Fire Insurance
Travelers Casualty & Surety
Travelers Cas. Ins. Co. of America
Travelers Commercial Casualty
Travelers Indemnity Co. of America
Travelers Prop. Cas. Co. of America

Travelers Insurance used the following third parties in 2018:

Broadspire Services
Cottingham & Butler Claims Svcs.
Gallagher Bassett Services
Helmsman Management Services
Sedgwick Claims Management Svcs.
York Risk Services

Utilization Analysis

Lost Time First Reports Received




Activity on Lost Time First Reports

■ No Activity Required ■ Claims for Compensation



Activity on Claims for Compensation

■ NOCs ■ MOPs



Percent of Lost Time First Reports Denied
(Initial Indemnity NOCs / Lost Time First Reports)

19%

Percent of Claims for Compensation Denied
(Initial Indemnity NOCs / Claims for Compensation)

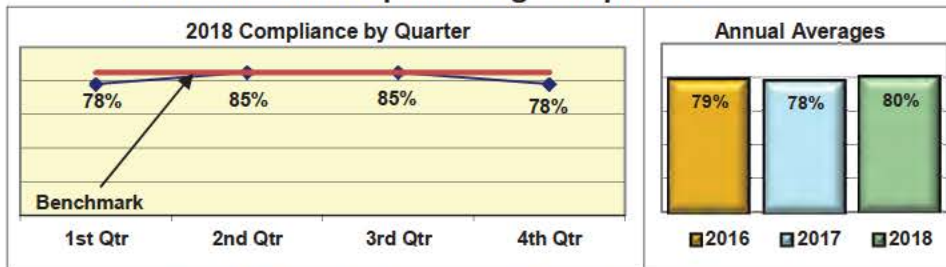
29%

Annual Compliance Report

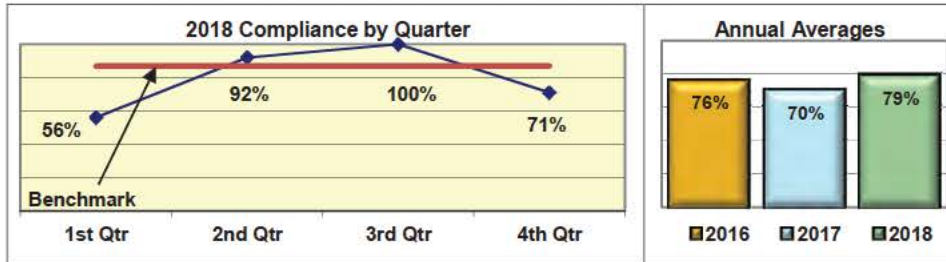
01/01/2018-12/31/2018

XL INSURANCE

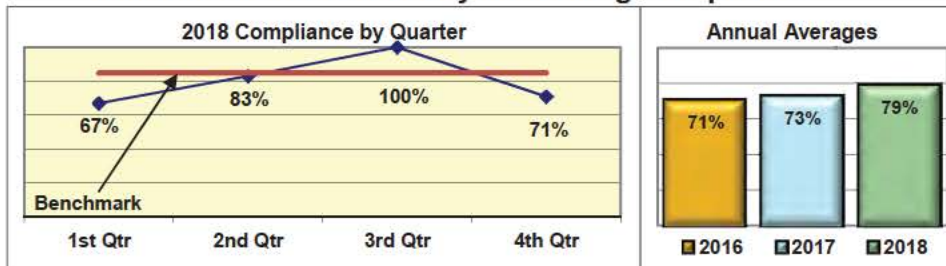
Lost Time First Report Filing Compliance



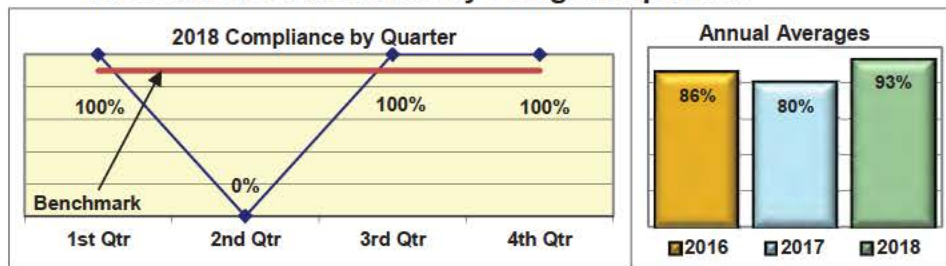
Initial Indemnity Payment Compliance



Initial Memorandum of Payment Filing Compliance



Initial Notice of Controversy Filing Compliance



Summary

XL Insurance is an insurer that used third parties to administer claims in 2018 under the following rating companies:

XL Insurance America
XL Specialty Insurance

XL Insurance used the following third parties in 2018:

Broadspire Services
CorVel Enterprise Comp.
Cottingham & Butler Claims Svcs.
ESIS
Gallagher Bassett Services
Sedgwick Claims Management Svcs.

Utilization Analysis

Lost Time First Reports Received




Activity on Lost Time First Reports

■ No Activity Required ■ Claims for Compensation



Activity on Claims for Compensation

■ NOCs ■ MOPs



Percent of Lost Time First Reports Denied
(Initial Indemnity NOCs / Lost Time First Reports)

12%

Percent of Claims for Compensation Denied
(Initial Indemnity NOCs / Claims for Compensation)

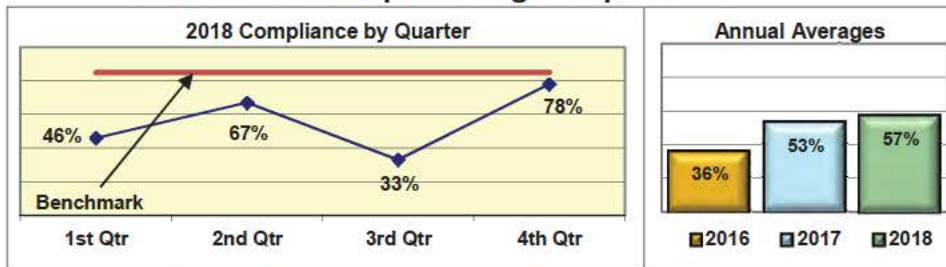
28%

Annual Compliance Report

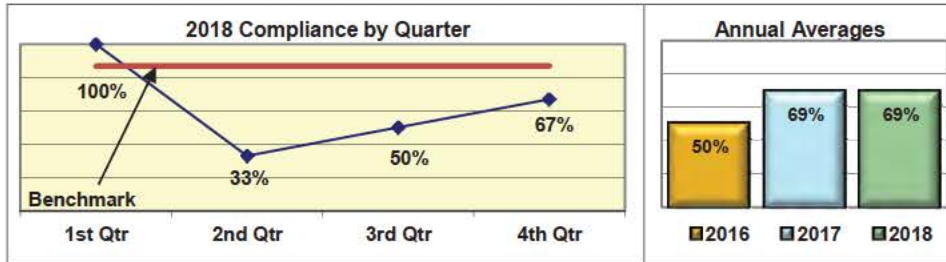
01/01/2018-12/31/2018

YORK RISK SERVICES

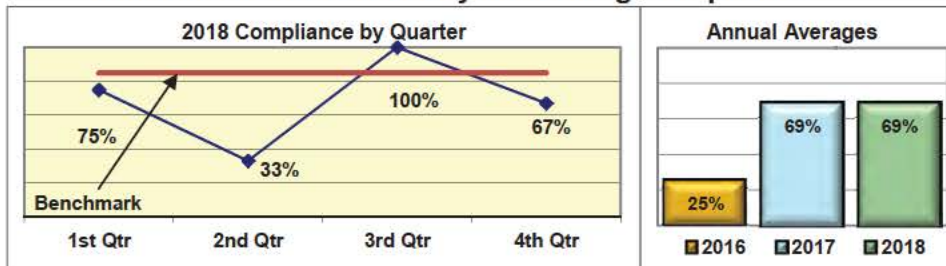
Lost Time First Report Filing Compliance




Initial Indemnity Payment Compliance



Initial Memorandum of Payment Filing Compliance



Initial Notice of Controversy Filing Compliance



Summary

York Risk Services is a third party administrator that administered claims in 2018 for the following rating companies:

ACE American Insurance
Arch Insurance
Benchmark Insurance
HDI Global Insurance
Indemnity Ins. Co. of North America
Protective Insurance
Standard Fire Insurance

Utilization Analysis

Lost Time First Reports Received




Activity on Lost Time First Reports

■ No Activity Required ■ Claims for Compensation



Activity on Claims for Compensation

■ NOCs ■ MOPs



Percent of Lost Time First Reports Denied
(Initial Indemnity NOCs / Lost Time First Reports)

14%

Percent of Claims for Compensation Denied
(Initial Indemnity NOCs / Claims for Compensation)

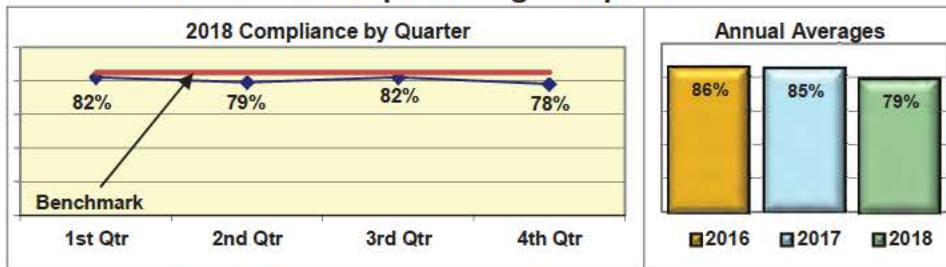
28%

Annual Compliance Report

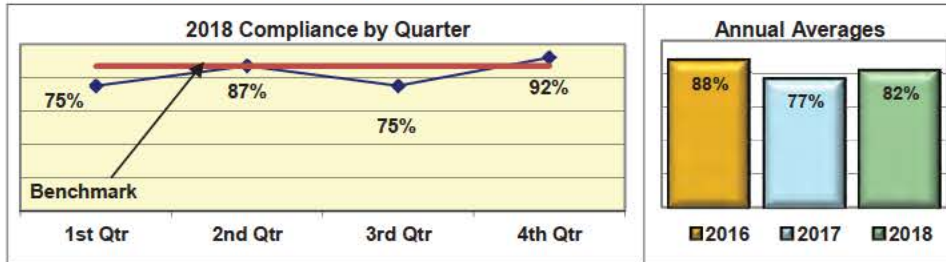
01/01/2018-12/31/2018

ZURICH INSURANCE

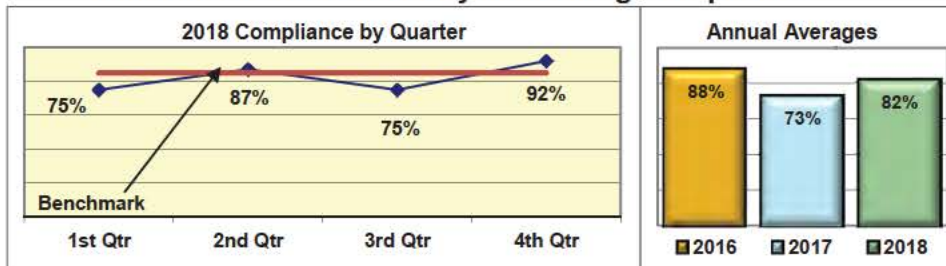
Lost Time First Report Filing Compliance




Initial Indemnity Payment Compliance



Initial Memorandum of Payment Filing Compliance



Initial Notice of Controversy Filing Compliance



Summary

Zurich Insurance is an insurer that administered its own claims and used third parties to administer claims in 2018 under the following rating companies:

American Zurich Insurance
Zurich American Insurance
Zurich American Ins. Co. of Illinois

Zurich Insurance used the following third parties in 2018:

Broadspire Services
CorVel Enterprise Comp.
ESIS
Gallagher Bassett Services
Helmsman Management Services
Sedgwick Claims Management Svcs.

Utilization Analysis

Lost Time First Reports Received



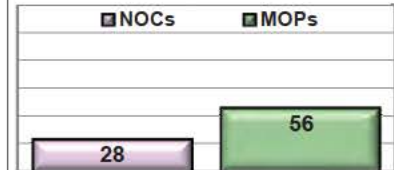
Activity on Lost Time First Reports

■ No Activity Required ■ Claims for Compensation



Activity on Claims for Compensation

■ NOCs ■ MOPs



Percent of Lost Time First Reports Denied
(Initial Indemnity NOCs / Lost Time First Reports)

17%

Percent of Claims for Compensation Denied
(Initial Indemnity NOCs / Claims for Compensation)

33%

INSURANCE GROUP COMPLIANCE
Lost Time FROI and Initial Indemnity Payments
Annual
1/1/2018 - 12/31/2018

Insurance Company	Total Lost Time FROIs Filed	Lost Time FROIs Filed Timely	Compliance Percentage	Total Initial Indemnity Payments Made	Initial Indemnity Payments Made Timely	Compliance Percentage
ACADIA INSURANCE	FROIs Filed	Timely FROIs	Compliance	Payments Made	Timely Payments	Compliance
CA010 ACADIA INSURANCE	263	189	72%	80	66	83%
Total	263	189	72% ▼	80	66	83% ▼
ACADIA INSURANCE Group Total	263	189	72% ▼	80	66	83% ▼
ACCIDENT FUND INSURANCE	FROIs Filed	Timely FROIs	Compliance	Payments Made	Timely Payments	Compliance
ACCIDENT FUND INSURANCE	*	*	*	*	*	*
Total	*	*	*	*	*	*
ACCIDENT FUND INSURANCE TPA Administered Claims						
CA190 GALLAGHER BASSETT SERVICES	2	0	0%	2	2	100%
TPA Total	2	0	0% ▼	2	2	100% ▲
ACCIDENT FUND INSURANCE Group Total	2	0	0% ▼	2	2	100% ▲
ACUITY MUTUAL INSURANCE	FROIs Filed	Timely FROIs	Compliance	Payments Made	Timely Payments	Compliance
CA418 ACUITY MUTUAL INSURANCE	4	3	75%	No Filings	No Filings	No Filings
Total	4	3	75% ▼	No Filings	No Filings	No Filings
ACUITY MUTUAL INSURANCE Group Total	4	3	75% ▼	No Filings	No Filings	No Filings
AIG INSURANCE	FROIs Filed	Timely FROIs	Compliance	Payments Made	Timely Payments	Compliance
CA015 AIG CLAIMS, INC	323	276	85%	110	93	85%
Total	323	276	85% ▲	110	93	85% ▼
AIG INSURANCE TPA Administered Claims						
CA012 ALTERNATIVE SERVICE CONCEPTS LLC	1	0	0%	No Filings	No Filings	No Filings
CA022 AMERICAN ZURICH	1	1	100%	No Filings	No Filings	No Filings
CA040 BROADSPIRE SERVICES	8	8	100%	No Filings	No Filings	No Filings
CA160 ESIS	9	6	67%	1	1	100%
CA190 GALLAGHER BASSETT SERVICES	1	1	100%	1	1	100%
CA300 SEDGWICK CLAIMS MANAGEMENT SERVICES	9	7	78%	3	2	67%
TPA Total	29	23	79% ▼	5	4	80% ▼
AIG INSURANCE Group Total	352	299	85% ▲	115	97	84% ▼
ALLIANZ INSURANCE	FROIs Filed	Timely FROIs	Compliance	Payments Made	Timely Payments	Compliance
AMERICAN INSURANCE	*	*	*	*	*	*
Total	*	*	*	*	*	*
ALLIANZ INSURANCE TPA Administered Claims						
CA190 GALLAGHER BASSETT SERVICES	2	1	50%	No Filings	No Filings	No Filings
TPA Total	2	1	50% ▼	No Filings	No Filings	No Filings
ALLIANZ INSURANCE Group Total	2	1	50% ▼	No Filings	No Filings	No Filings

INSURANCE GROUP COMPLIANCE
Lost Time FROI and Initial Indemnity Payments
Annual
1/1/2018 - 12/31/2018

Insurance Company	Total Lost Time FROIs Filed	Lost Time FROIs Filed Timely	Compliance Percentage	Total Initial Indemnity Payments Made	Initial Indemnity Payments Made Timely	Compliance Percentage
ALTERNATIVE SERVICE CONCEPTS LLC	FROIs Filed	Timely FROIs	Compliance	Payments Made	Timely Payments	Compliance
CA012 ALTERNATIVE SERVICE CONCEPTS LLC	1	0	0%	No Filings	No Filings	No Filings
Total	1	0	0% ▼	No Filings	No Filings	No Filings
ALTERNATIVE SERVICE CONCEPTS LLC Group Total	1	0	0% ▼	No Filings	No Filings	No Filings
AMERISURE INSURANCE	FROIs Filed	Timely FROIs	Compliance	Payments Made	Timely Payments	Compliance
CA013 AMERISURE INSURANCE	*	*	*	*	*	*
AMERISURE MUTUAL INSURANCE	*	*	*	*	*	*
Total	*	*	*	*	*	*
AMERISURE INSURANCE TPA Administered Claims						
CA280 TRISTAR RISK ENTERPRISE MANAGEMENT	2	0	0%	No Filings	No Filings	No Filings
TPA Total	2	0	0% ▼	No Filings	No Filings	No Filings
AMERISURE INSURANCE Group Total	2	0	0% ▼	No Filings	No Filings	No Filings
AMTRUST INSURANCE	FROIs Filed	Timely FROIs	Compliance	Payments Made	Timely Payments	Compliance
CA437 SECURITY NATIONAL INSURANCE	5	4	80%	No Filings	No Filings	No Filings
CA342 TECHNOLOGY INSURANCE	26	14	54%	8	7	88%
CA381 WESCO INSURANCE	59	48	81%	21	18	86%
Total	90	66	73% ▼	29	25	86% ▼
AMTRUST INSURANCE Group Total	90	66	73% ▼	29	25	86% ▼
ARCH INSURANCE	FROIs Filed	Timely FROIs	Compliance	Payments Made	Timely Payments	Compliance
ARCH INSURANCE	*	*	*	*	*	*
Total	*	*	*	*	*	*
ARCH INSURANCE TPA Administered Claims						
CA040 BROADSPIRE SERVICES	9	5	56%	3	1	33%
CA117 COTTINGHAM & BUTLER CLAIMS SERVICES	8	6	75%	8	6	75%
CA160 ESIS	1	0	0%	No Filings	No Filings	No Filings
CA190 GALLAGHER BASSETT SERVICES	21	11	52%	8	5	63%
CA300 SEDGWICK CLAIMS MANAGEMENT SERVICES	29	27	93%	7	6	86%
CA340 YORK RISK SERVICES	8	5	63%	3	3	100%
TPA Total	76	54	71% ▼	29	21	72% ▼
ARCH INSURANCE Group Total	76	54	71% ▼	29	21	72% ▼
BATH IRON WORKS	FROIs Filed	Timely FROIs	Compliance	Payments Made	Timely Payments	Compliance
CA036 BATH IRON WORKS	356	347	97%	50	49	98%
Total	356	347	97% ▲	50	49	98% ▲
BATH IRON WORKS Group Total	356	347	97% ▲	50	49	98% ▲

INSURANCE GROUP COMPLIANCE
Lost Time FROI and Initial Indemnity Payments
Annual
1/1/2018 - 12/31/2018

Insurance Company	Total Lost Time FROIs Filed	Lost Time FROIs Filed Timely	Compliance Percentage	Total Initial Indemnity Payments Made	Initial Indemnity Payments Made Timely	Compliance Percentage
BENCHMARK INSURANCE	FROIs Filed	Timely FROIs	Compliance	Payments Made	Timely Payments	Compliance
BENCHMARK INSURANCE	*	*	*	*	*	*
Total	*	*	*	*	*	*
BENCHMARK INSURANCE TPA Administered Claims						
CA040 BROADSPIRE SERVICES	2	1	50%	1	1	100%
CA340 YORK RISK SERVICES	2	0	0%	1	1	100%
TPA Total	4	1	25% ▼	2	2	100% ▲
BENCHMARK INSURANCE Group Total	4	1	25% ▼	2	2	100% ▲
BERKSHIRE HATHAWAY INSURANCE	FROIs Filed	Timely FROIs	Compliance	Payments Made	Timely Payments	Compliance
CA114 BERKSHIRE HATHAWAY HOMESTATE INSURANCE	1	0	0%	1	1	100%
CA115 CONTINENTAL INDEMNITY	5	0	0%	5	5	100%
CA293 REDWOOD FIRE AND CASUALTY INSURANCE	2	1	50%	2	1	50%
Total	8	1	13% ▼	8	7	88% ▲
BERKSHIRE HATHAWAY INSURANCE Group Total	8	1	13% ▼	8	7	88% ▲
BROADSPIRE SERVICES	FROIs Filed	Timely FROIs	Compliance	Payments Made	Timely Payments	Compliance
CA040 BROADSPIRE SERVICES	55	43	78%	20	18	90%
Total	55	43	78% ▼	20	18	90% ▲
BROADSPIRE SERVICES Group Total	55	43	78% ▼	20	18	90% ▲
CANNON COCHRAN MANAGEMENT SERVICES	FROIs Filed	Timely FROIs	Compliance	Payments Made	Timely Payments	Compliance
CA070 CANNON COCHRAN MANAGEMENT SERVICES	346	280	81%	96	88	92%
Total	346	280	81% ▼	96	88	92% ▲
CANNON COCHRAN MANAGEMENT SERVICES Group Total	346	280	81% ▼	96	88	92% ▲
CHEROKEE INSURANCE	FROIs Filed	Timely FROIs	Compliance	Payments Made	Timely Payments	Compliance
CA044 CHEROKEE INSURANCE	No Filings	No Filings	No Filings	1	1	100%
Total	No Filings	No Filings	No Filings	1	1	100% ▲
CHEROKEE INSURANCE Group Total	No Filings	No Filings	No Filings	1	1	100% ▲
CHESTERFIELD SERVICES	FROIs Filed	Timely FROIs	Compliance	Payments Made	Timely Payments	Compliance
CA080 CHESTERFIELD SERVICES	3	1	33%	3	3	100%
Total	3	1	33% ▼	3	3	100% ▲
CHESTERFIELD SERVICES Group Total	3	1	33% ▼	3	3	100% ▲

INSURANCE GROUP COMPLIANCE
Lost Time FROI and Initial Indemnity Payments
Annual
1/1/2018 - 12/31/2018

Insurance Company	Total Lost Time FROIs Filed	Lost Time FROIs Filed Timely	Compliance Percentage	Total Initial Indemnity Payments Made	Initial Indemnity Payments Made Timely	Compliance Percentage
CHUBB INSURANCE	FROIs Filed	Timely FROIs	Compliance	Payments Made	Timely Payments	Compliance
ACE AMERICAN INSURANCE COMPANY	*	*	*	*	*	*
ACE INSURANCE	*	*	*	*	*	*
CA046 CHUBB INSURANCE	*	*	*	*	*	*
CA090 FEDERAL INSURANCE	*	*	*	*	*	*
INDEMNITY INS CO OF NORTH AMERICA	*	*	*	*	*	*
PACIFIC INDEMNITY CO	*	*	*	*	*	*
Total	*	*	*	*	*	*
CHUBB INSURANCE TPA Administered Claims						
CA040 BROADSPIRE SERVICES	13	11	85%	6	6	100%
CA070 CANNON COCHRAN MANAGEMENT SERVICES	7	6	86%	3	3	100%
CA110 CONSTITUTION STATE SERVICES	43	21	49%	28	24	86%
CA116 CORVEL ENTERPRISE COMP	18	4	22%	7	3	43%
CA117 COTTINGHAM & BUTLER CLAIMS SERVICES	2	2	100%	1	0	0%
CA160 ESIS	58	31	53%	25	18	72%
CA190 GALLAGHER BASSETT SERVICES	95	74	78%	46	44	96%
CA204 HELMSMAN MANAGEMENT SERVICES	17	8	47%	4	3	75%
CA300 SEDGWICK CLAIMS MANAGEMENT SERVICES	339	322	95%	88	87	99%
CA340 YORK RISK SERVICES	14	12	86%	4	2	50%
TPA Total	606	491	81% ▼	212	190	90% ▲
CHUBB INSURANCE Group Total	606	491	81% ▼	212	190	90% ▲
CHURCH MUTUAL INSURANCE	FROIs Filed	Timely FROIs	Compliance	Payments Made	Timely Payments	Compliance
CA084 CHURCH MUTUAL INSURANCE	4	0	0%	4	3	75%
Total	4	0	0% ▼	4	3	75% ▼
CHURCH MUTUAL INSURANCE Group Total	4	0	0% ▼	4	3	75% ▼
CIANBRO CORPORATION	FROIs Filed	Timely FROIs	Compliance	Payments Made	Timely Payments	Compliance
CA085 CIANBRO CORPORATION	5	4	80%	2	1	50%
Total	5	4	80% ▼	2	1	50% ▼
CIANBRO CORPORATION Group Total	5	4	80% ▼	2	1	50% ▼
CINCINNATI INSURANCE	FROIs Filed	Timely FROIs	Compliance	Payments Made	Timely Payments	Compliance
CINCINNATI CASUALTY	*	*	*	*	*	*
CA438 CINCINNATI INSURANCE	No Filings	No Filings	No Filings	2	2	100%
Total	No Filings	No Filings	No Filings	2	2	100% ▲
CINCINNATI INSURANCE Group Total	No Filings	No Filings	No Filings	2	2	100% ▲

INSURANCE GROUP COMPLIANCE
Lost Time FROI and Initial Indemnity Payments
Annual
1/1/2018 - 12/31/2018

Insurance Company	Total Lost Time FROIs Filed	Lost Time FROIs Filed Timely	Compliance Percentage	Total Initial Indemnity Payments Made	Initial Indemnity Payments Made Timely	Compliance Percentage
CLAIMS MANAGEMENT (WALMART)	FROIs Filed	Timely FROIs	Compliance	Payments Made	Timely Payments	Compliance
CA100 CLAIMS MANAGEMENT (WALMART)	220	183	83%	21	20	95%
Total	220	183	83% ▼	21	20	95% ▲
CLAIMS MANAGEMENT (WALMART) Group Total	220	183	83% ▼	21	20	95% ▲
CNA INSURANCE	FROIs Filed	Timely FROIs	Compliance	Payments Made	Timely Payments	Compliance
CA017 AMERICAN CASUALTY COMPANY OF READING PA	1	1	100%	No Filings	No Filings	No Filings
CA050 CONTINENTAL CASUALTY	14	12	86%	6	5	83%
Total	15	13	87% ▲	6	5	83% ▼
CNA INSURANCE Group Total	15	13	87% ▲	6	5	83% ▼
CONSTITUTION STATE SERVICES	FROIs Filed	Timely FROIs	Compliance	Payments Made	Timely Payments	Compliance
CA110 CONSTITUTION STATE SERVICES	44	21	48%	28	24	86%
Total	44	21	48% ▼	28	24	86% ▼
CONSTITUTION STATE SERVICES Group Total	44	21	48% ▼	28	24	86% ▼
CORVEL ENTERPRISE COMP	FROIs Filed	Timely FROIs	Compliance	Payments Made	Timely Payments	Compliance
CA116 CORVEL ENTERPRISE COMP	80	26	33%	29	16	55%
Total	80	26	33% ▼	29	16	55% ▼
CORVEL ENTERPRISE COMP Group Total	80	26	33% ▼	29	16	55% ▼
COTTINGHAM & BUTLER CLAIMS SERVICES	FROIs Filed	Timely FROIs	Compliance	Payments Made	Timely Payments	Compliance
CA117 COTTINGHAM & BUTLER CLAIMS SERVICES	12	9	75%	11	8	73%
Total	12	9	75% ▼	11	8	73% ▼
COTTINGHAM & BUTLER CLAIMS SERVICES Group Total	12	9	75% ▼	11	8	73% ▼
CROSS INSURANCE	FROIs Filed	Timely FROIs	Compliance	Payments Made	Timely Payments	Compliance
CA093 CROSS INSURANCE	1232	1165	95%	133	126	95%
Total	1232	1165	95% ▲	133	126	95% ▲
CROSS INSURANCE Group Total	1232	1165	95% ▲	133	126	95% ▲
EASTERN ALLIANCE INSURANCE	FROIs Filed	Timely FROIs	Compliance	Payments Made	Timely Payments	Compliance
ALLIED EASTERN INDEMNITY COMPANY	*	*	*	*	*	*
EASTERN ADVANTAGE ASSURANCE COMPANY	*	*	*	*	*	*
CA141 EASTERN ALLIANCE INSURANCE	218	144	66%	73	61	84%
Total	218	144	66% ▼	73	61	84% ▼
EASTERN ALLIANCE INSURANCE Group Total	218	144	66% ▼	73	61	84% ▼

INSURANCE GROUP COMPLIANCE
Lost Time FROI and Initial Indemnity Payments
Annual
1/1/2018 - 12/31/2018

Insurance Company	Total Lost Time FROIs Filed	Lost Time FROIs Filed Timely	Compliance Percentage	Total Initial Indemnity Payments Made	Initial Indemnity Payments Made Timely	Compliance Percentage
ELECTRIC INSURANCE	FROIs Filed	Timely FROIs	Compliance	Payments Made	Timely Payments	Compliance
CA150 ELECTRIC INSURANCE	*	*	*	*	*	*
Total	*	*	*	*	*	*
ELECTRIC INSURANCE TPA Administered Claims						
CA300 SEDGWICK CLAIMS MANAGEMENT SERVICES	16	16	100%	6	6	100%
TPA Total	16	16	100% ▲	6	6	100% ▲
ELECTRIC INSURANCE Group Total	16	16	100% ▲	6	6	100% ▲
ESIS	FROIs Filed	Timely FROIs	Compliance	Payments Made	Timely Payments	Compliance
CA160 ESIS	107	51	48%	43	27	63%
Total	107	51	48% ▼	43	27	63% ▼
ESIS Group Total	107	51	48% ▼	43	27	63% ▼
EVEREST REINS HOLDINGS GROUP	FROIs Filed	Timely FROIs	Compliance	Payments Made	Timely Payments	Compliance
EVEREST REINS HOLDINGS	*	*	*	*	*	*
Total	*	*	*	*	*	*
EVEREST REINS HOLDINGS GROUP TPA Administered Claims						
CA300 SEDGWICK CLAIMS MANAGEMENT SERVICES	1	1	100%	No Filings	No Filings	No Filings
TPA Total	1	1	100% ▲	No Filings	No Filings	No Filings
EVEREST REINS HOLDINGS GROUP Group Total	1	1	100% ▲	No Filings	No Filings	No Filings
FEDERATED MUTUAL INSURANCE	FROIs Filed	Timely FROIs	Compliance	Payments Made	Timely Payments	Compliance
CA091 FEDERATED MUTUAL INSURANCE	16	10	63%	9	6	67%
CA092 FEDERATED SERVICE INSURANCE	4	3	75%	2	2	100%
Total	20	13	65% ▼	11	8	73% ▼
FEDERATED MUTUAL INSURANCE Group Total	20	13	65% ▼	11	8	73% ▼
FRANKENMUTH INSURANCE	FROIs Filed	Timely FROIs	Compliance	Payments Made	Timely Payments	Compliance
CA274 PATRIOT INSURANCE	1	1	100%	No Filings	No Filings	No Filings
Total	1	1	100% ▲	No Filings	No Filings	No Filings
FRANKENMUTH INSURANCE Group Total	1	1	100% ▲	No Filings	No Filings	No Filings
FUTURECOMP	FROIs Filed	Timely FROIs	Compliance	Payments Made	Timely Payments	Compliance
CA175 FUTURECOMP	192	180	94%	41	36	88%
Total	192	180	94% ▲	41	36	88% ▲
FUTURECOMP Group Total	192	180	94% ▲	41	36	88% ▲
GALLAGHER BASSETT SERVICES	FROIs Filed	Timely FROIs	Compliance	Payments Made	Timely Payments	Compliance
CA190 GALLAGHER BASSETT SERVICES	344	255	74%	142	120	85%
Total	344	255	74% ▼	142	120	85% ▼
GALLAGHER BASSETT SERVICES Group Total	344	255	74% ▼	142	120	85% ▼

INSURANCE GROUP COMPLIANCE
Lost Time FROI and Initial Indemnity Payments
Annual
1/1/2018 - 12/31/2018

Insurance Company	Total Lost Time FROIs Filed	Lost Time FROIs Filed Timely	Compliance Percentage	Total Initial Indemnity Payments Made	Initial Indemnity Payments Made Timely	Compliance Percentage
GREAT AMERICAN INSURANCE	FROIs Filed	Timely FROIs	Compliance	Payments Made	Timely Payments	Compliance
CA193 GREAT AMERICAN INSURANCE	*	*	*	*	*	*
Total	*	*	*	*	*	*
GREAT AMERICAN INSURANCE TPA Administered Claims						
CA323 THE AMERICAN EQUITY UNDERWRITERS	5	3	60%	1	0	0%
TPA Total	5	3	60% ▼	1	0	0% ▼
GREAT AMERICAN INSURANCE Group Total	5	3	60% ▼	1	0	0% ▼
GREAT FALLS INSURANCE	FROIs Filed	Timely FROIs	Compliance	Payments Made	Timely Payments	Compliance
GREAT FALLS INSURANCE	*	*	*	*	*	*
Total	*	*	*	*	*	*
GREAT FALLS INSURANCE TPA Administered Claims						
CA070 CANNON COCHRAN MANAGEMENT SERVICES	90	59	66%	27	24	89%
TPA Total	90	59	66% ▼	27	24	89% ▲
GREAT FALLS INSURANCE Group Total	90	59	66% ▼	27	24	89% ▲
GREAT WEST INSURANCE	FROIs Filed	Timely FROIs	Compliance	Payments Made	Timely Payments	Compliance
CA196 GREAT WEST INSURANCE	3	0	0%	3	3	100%
Total	3	0	0% ▼	3	3	100% ▲
GREAT WEST INSURANCE Group Total	3	0	0% ▼	3	3	100% ▲
GUARD INSURANCE	FROIs Filed	Timely FROIs	Compliance	Payments Made	Timely Payments	Compliance
CA019 AMGUARD INSURANCE	34	14	41%	10	8	80%
CA140 EASTGUARD INSURANCE	17	13	76%	5	4	80%
CA272 NORGUARD INSURANCE	5	1	20%	2	2	100%
Total	56	28	50% ▼	17	14	82% ▼
GUARD INSURANCE TPA Administered Claims						
CA190 GALLAGHER BASSETT SERVICES	6	0	0%	5	3	60%
TPA Total	6	0	0% ▼	5	3	60% ▼
GUARD INSURANCE Group Total	62	28	45% ▼	22	17	77% ▼
HANNAFORD BROTHERS	FROIs Filed	Timely FROIs	Compliance	Payments Made	Timely Payments	Compliance
CA201 HANNAFORD BROTHERS	312	212	68%	108	64	59%
Total	312	212	68% ▼	108	64	59% ▼
HANNAFORD BROTHERS Group Total	312	212	68% ▼	108	64	59% ▼

INSURANCE GROUP COMPLIANCE
Lost Time FROI and Initial Indemnity Payments
Annual
1/1/2018 - 12/31/2018

Insurance Company	Total Lost Time FROIs Filed	Lost Time FROIs Filed Timely	Compliance Percentage	Total Initial Indemnity Payments Made	Initial Indemnity Payments Made Timely	Compliance Percentage
HANNOVER INSURANCE	FROIs Filed	Timely FROIs	Compliance	Payments Made	Timely Payments	Compliance
HANNOVER INSURANCE	*	*	*	*	*	*
Total	*	*	*	*	*	*
HANNOVER INSURANCE TPA Administered Claims						
CA340 YORK RISK SERVICES	6	4	67%	2	2	100%
TPA Total	6	4	67% ▼	2	2	100% ▲
HANNOVER INSURANCE Group Total	6	4	67% ▼	2	2	100% ▲
HANOVER INSURANCE	FROIs Filed	Timely FROIs	Compliance	Payments Made	Timely Payments	Compliance
CA428 ALLMERICA FINANCIAL BENEFIT INSURANCE	10	8	80%	1	1	100%
CA048 CITIZENS INSURANCE COMPANY OF AMERICA	23	18	78%	7	7	100%
CA429 HANOVER AMERICAN INSURANCE	4	3	75%	2	2	100%
CA202 HANOVER INSURANCE	33	26	79%	9	7	78%
CA228 MASSACHUSETTS BAY INSURANCE	20	16	80%	4	3	75%
Total	90	71	79% ▼	23	20	87% ▲
HANOVER INSURANCE Group Total	90	71	79% ▼	23	20	87% ▲
HARTFORD INSURANCE	FROIs Filed	Timely FROIs	Compliance	Payments Made	Timely Payments	Compliance
CA188 HARTFORD ACCIDENT & INDEMNITY	5	4	80%	No Filings	No Filings	No Filings
CA185 HARTFORD CASUALTY INSURANCE	22	19	86%	7	6	86%
CA203 HARTFORD FIRE INSURANCE	25	19	76%	4	4	100%
CA186 HARTFORD INSURANCE COMPANY OF THE MIDWEST	6	4	67%	1	1	100%
CA187 HARTFORD UNDERWRITERS INSURANCE	24	15	63%	9	6	67%
CA288 PROPERTY & CASUALTY INSURANCE COMPANY OF HARTFORD	55	47	85%	22	21	95%
CA296 SENTINEL INSURANCE	3	2	67%	1	1	100%
CA319 TRUMBULL INSURANCE	26	24	92%	6	6	100%
CA321 TWIN CITY FIRE INSURANCE	8	6	75%	4	4	100%
Total	174	140	80% ▼	54	49	91% ▲
HARTFORD INSURANCE TPA Administered Claims						
CA070 CANNON COCHRAN MANAGEMENT SERVICES	9	6	67%	No Filings	No Filings	No Filings
CA116 CORVEL ENTERPRISE COMP	17	8	47%	4	4	100%
CA300 SEDGWICK CLAIMS MANAGEMENT SERVICES	24	21	88%	4	4	100%
TPA Total	50	35	70% ▼	8	8	100% ▲
HARTFORD INSURANCE Group Total	224	175	78% ▼	62	57	92% ▲
HELMSMAN MANAGEMENT SERVICES	FROIs Filed	Timely FROIs	Compliance	Payments Made	Timely Payments	Compliance
CA204 HELMSMAN MANAGEMENT SERVICES	67	41	61%	22	15	68%
Total	67	41	61% ▼	22	15	68% ▼
HELMSMAN MANAGEMENT SERVICES Group Total	67	41	61% ▼	22	15	68% ▼

INSURANCE GROUP COMPLIANCE
Lost Time FROI and Initial Indemnity Payments
Annual
1/1/2018 - 12/31/2018

Insurance Company	Total Lost Time FROIs Filed	Lost Time FROIs Filed Timely	Compliance Percentage	Total Initial Indemnity Payments Made	Initial Indemnity Payments Made Timely	Compliance Percentage
LIBERTY MUTUAL INSURANCE	FROIs Filed	Timely FROIs	Compliance	Payments Made	Timely Payments	Compliance
CA003 AMERICAN FIRE & CASUALTY INSURANCE	28	19	68%	14	10	71%
CA380 EMPLOYERS INSURANCE OF WAUSAU	6	4	67%	No Filings	No Filings	No Filings
CA162 EXCELSIOR INSURANCE	1	1	100%	No Filings	No Filings	No Filings
CA210 LIBERTY MUTUAL INSURANCE	188	149	79%	78	66	85%
CA406 OHIO CASUALTY INSURANCE	16	12	75%	7	7	100%
CA407 OHIO SECURITY INSURANCE	39	28	72%	13	11	85%
CA283 PEERLESS INDEMNITY INSURANCE	1	1	100%	2	2	100%
CA275 PEERLESS INSURANCE	4	2	50%	3	2	67%
CA309 THE NETHERLANDS INSURANCE	4	3	75%	No Filings	No Filings	No Filings
CA408 WEST AMERICAN INSURANCE	3	3	100%	2	2	100%
Total	290	222	77% ▼	119	100	84% ▼
LIBERTY MUTUAL INSURANCE Group Total	290	222	77% ▼	119	100	84% ▼
MAINE AUTOMOBILE DEALERS ASSOCIATION	FROIs Filed	Timely FROIs	Compliance	Payments Made	Timely Payments	Compliance
CA220 MAINE AUTOMOBILE DEALERS ASSOCIATION	125	119	95%	48	45	94%
Total	125	119	95% ▲	48	45	94% ▲
MAINE AUTOMOBILE DEALERS ASSOCIATION Group Total	125	119	95% ▲	48	45	94% ▲
MAINE EMPLOYERS' MUTUAL INSURANCE	FROIs Filed	Timely FROIs	Compliance	Payments Made	Timely Payments	Compliance
CA260 MAINE EMPLOYERS' MUTUAL INSURANCE	5454	4368	80%	1264	1161	92%
Total	5454	4368	80% ▼	1264	1161	92% ▲
MAINE EMPLOYERS' MUTUAL INSURANCE TPA Administered Claims						
CA070 CANNON COCHRAN MANAGEMENT SERVICES	4	3	75%	No Filings	No Filings	No Filings
TPA Total	4	3	75% ▼	No Filings	No Filings	No Filings
MAINE EMPLOYERS' MUTUAL INSURANCE Group Total	5458	4371	80% ▼	1264	1161	92% ▲
MAINE HEALTHCARE ASSOCIATION	FROIs Filed	Timely FROIs	Compliance	Payments Made	Timely Payments	Compliance
CA234 MAINE HEALTHCARE ASSOCIATION	100	79	79%	19	13	68%
Total	100	79	79% ▼	19	13	68% ▼
MAINE HEALTHCARE ASSOCIATION Group Total	100	79	79% ▼	19	13	68% ▼
MAINE MOTOR TRANSPORT ASSOCIATION	FROIs Filed	Timely FROIs	Compliance	Payments Made	Timely Payments	Compliance
CA230 MAINE MOTOR TRANSPORT ASSOCIATION	187	182	97%	35	32	91%
Total	187	182	97% ▲	35	32	91% ▲
MAINE MOTOR TRANSPORT ASSOCIATION Group Total	187	182	97% ▲	35	32	91% ▲

INSURANCE GROUP COMPLIANCE
Lost Time FROI and Initial Indemnity Payments
Annual
1/1/2018 - 12/31/2018

Insurance Company	Total Lost Time FROIs Filed	Lost Time FROIs Filed Timely	Compliance Percentage	Total Initial Indemnity Payments Made	Initial Indemnity Payments Made Timely	Compliance Percentage
MAINE MUNICIPAL ASSOCIATION	FROIs Filed	Timely FROIs	Compliance	Payments Made	Timely Payments	Compliance
CA225 MAINE MUNICIPAL ASSOCIATION	809	765	95%	235	225	96%
Total	809	765	95% ▲	235	225	96% ▲
MAINE MUNICIPAL ASSOCIATION Group Total	809	765	95% ▲	235	225	96% ▲
MAINE SCHOOL MANAGEMENT ASSOCIATION	FROIs Filed	Timely FROIs	Compliance	Payments Made	Timely Payments	Compliance
CA250 MAINE SCHOOL MANAGEMENT ASSOCIATION	340	302	89%	90	85	94%
Total	340	302	89% ▲	90	85	94% ▲
MAINE SCHOOL MANAGEMENT ASSOCIATION Group Total	340	302	89% ▲	90	85	94% ▲
MEADOWBROOK INSURANCE	FROIs Filed	Timely FROIs	Compliance	Payments Made	Timely Payments	Compliance
CA255 MEADOWBROOK INSURANCE	5	4	80%	2	2	100%
Total	5	4	80% ▼	2	2	100% ▲
MEADOWBROOK INSURANCE Group Total	5	4	80% ▼	2	2	100% ▲
MITSUI SUMITOMO INS CO OF AMERICA	FROIs Filed	Timely FROIs	Compliance	Payments Made	Timely Payments	Compliance
MITSUI SUMITOMO INS CO OF AMERICA	*	*	*	*	*	*
Total	*	*	*	*	*	*
MITSUI SUMITOMO INS CO OF AMERICA TPA Administered Claims						
CA190 GALLAGHER BASSETT SERVICES	1	1	100%	1	1	100%
TPA Total	1	1	100% ▲	1	1	100% ▲
MITSUI SUMITOMO INS CO OF AMERICA Group Total	1	1	100% ▲	1	1	100% ▲
NATIONAL INTERSTATE INSURANCE	FROIs Filed	Timely FROIs	Compliance	Payments Made	Timely Payments	Compliance
CA267 NATIONAL INTERSTATE INSURANCE COMPANY	3	2	67%	2	1	50%
Total	3	2	67% ▼	2	1	50% ▼
NATIONAL INTERSTATE INSURANCE Group Total	3	2	67% ▼	2	1	50% ▼
NATIONWIDE INSURANCE	FROIs Filed	Timely FROIs	Compliance	Payments Made	Timely Payments	Compliance
CA289 NATIONAL CASUALTY	2	1	50%	2	2	100%
CA291 NATIONWIDE AGRIBUSINESS INSURANCE	1	0	0%	1	0	0%
Total	3	1	33% ▼	3	2	67% ▼
NATIONWIDE INSURANCE Group Total	3	1	33% ▼	3	2	67% ▼
NEXT LEVEL ADMINISTRATOR LLC	FROIs Filed	Timely FROIs	Compliance	Payments Made	Timely Payments	Compliance
CA433 NEXT LEVEL ADMINISTRATOR LLC	1	0	0%	1	0	0%
Total	1	0	0% ▼	1	0	0% ▼
NEXT LEVEL ADMINISTRATOR LLC Group Total	1	0	0% ▼	1	0	0% ▼

INSURANCE GROUP COMPLIANCE

Lost Time FROI and Initial Indemnity Payments

Annual

1/1/2018 - 12/31/2018

Insurance Company	Total Lost Time FROIs Filed	Lost Time FROIs Filed Timely	Compliance Percentage	Total Initial Indemnity Payments Made	Initial Indemnity Payments Made Timely	Compliance Percentage
NGM INSURANCE	FROIs Filed	Timely FROIs	Compliance	Payments Made	Timely Payments	Compliance
CA265 NGM INSURANCE	5	1	20%	1	0	0%
Total	5	1	20% ▼	1	0	0% ▼
NGM INSURANCE Group Total	5	1	20% ▼	1	0	0% ▼
NORTH RIVER INSURANCE	FROIs Filed	Timely FROIs	Compliance	Payments Made	Timely Payments	Compliance
CA257 NORTH RIVER INSURANCE	1	0	0%	1	1	100%
Total	1	0	0% ▼	1	1	100% ▲
NORTH RIVER INSURANCE TPA Administered Claims						
CA040 BROADSPIRE SERVICES	5	4	80%	1	1	100%
TPA Total	5	4	80% ▼	1	1	100% ▲
NORTH RIVER INSURANCE Group Total	6	4	67% ▼	2	2	100% ▲
OLD REPUBLIC INSURANCE	FROIs Filed	Timely FROIs	Compliance	Payments Made	Timely Payments	Compliance
OLD REPUBLIC GENERAL INSURANCE CORP.	*	*	*	*	*	*
OLD REPUBLIC INSURANCE	*	*	*	*	*	*
Total	*	*	*	*	*	*
OLD REPUBLIC INSURANCE TPA Administered Claims						
CA070 CANNON COCHRAN MANAGEMENT SERVICES	37	30	81%	7	6	86%
CA110 CONSTITUTION STATE SERVICES	1	0	0%	No Filings	No Filings	No Filings
CA116 CORVEL ENTERPRISE COMP	1	0	0%	No Filings	No Filings	No Filings
CA160 ESIS	3	2	67%	1	1	100%
CA190 GALLAGHER BASSETT SERVICES	16	11	69%	6	6	100%
CA204 HELMSMAN MANAGEMENT SERVICES	2	1	50%	1	1	100%
CA295 RYDER SERVICES	2	0	0%	1	1	100%
CA300 SEDGWICK CLAIMS MANAGEMENT SERVICES	27	27	100%	8	8	100%
CA280 TRISTAR RISK ENTERPRISE MANAGEMENT	1	0	0%	No Filings	No Filings	No Filings
TPA Total	90	71	79% ▼	24	23	96% ▲
OLD REPUBLIC INSURANCE Group Total	90	71	79% ▼	24	23	96% ▲
PENNSYLVANIA MFG ASSN	FROIs Filed	Timely FROIs	Compliance	Payments Made	Timely Payments	Compliance
MANUFACTURERS ALLIANCE INSURANCE	*	*	*	*	*	*
PENNSYLVANIA MFG ASSN	*	*	*	*	*	*
PENNSYLVANIA MFG INDEMNITY CO	*	*	*	*	*	*
Total	*	*	*	*	*	*
PENNSYLVANIA MFG ASSN TPA Administered Claims						
CA190 GALLAGHER BASSETT SERVICES	43	37	86%	12	7	58%
CA323 THE AMERICAN EQUITY UNDERWRITERS	1	0	0%	No Filings	No Filings	No Filings
TPA Total	44	37	84% ▼	12	7	58% ▼
PENNSYLVANIA MFG ASSN Group Total	44	37	84% ▼	12	7	58% ▼

Maine Workers' Compensation Board

Lost Time FROI Filing Benchmark: 85%

Initial Indemnity Payment Benchmark: 87%

* Indicates no claims activity

▲ Indicates benchmark met or exceeded

▼ Indicates benchmark not met

INSURANCE GROUP COMPLIANCE
Lost Time FROI and Initial Indemnity Payments
Annual
1/1/2018 - 12/31/2018

Insurance Company	Total Lost Time FROIs Filed	Lost Time FROIs Filed Timely	Compliance Percentage	Total Initial Indemnity Payments Made	Initial Indemnity Payments Made Timely	Compliance Percentage
PROTECTIVE INSURANCE	FROIs Filed	Timely FROIs	Compliance	Payments Made	Timely Payments	Compliance
CA277 PROTECTIVE INSURANCE COMPANY	*	*	*	*	*	*
Total	*	*	*	*	*	*
PROTECTIVE INSURANCE TPA Administered Claims						
CA340 YORK RISK SERVICES	5	0	0%	1	0	0%
TPA Total	5	0	0% ▼	1	0	0% ▼
PROTECTIVE INSURANCE Group Total	5	0	0% ▼	1	0	0% ▼
QBE INSURANCE GROUP	FROIs Filed	Timely FROIs	Compliance	Payments Made	Timely Payments	Compliance
QBE INSURANCE GROUP	*	*	*	*	*	*
Total	*	*	*	*	*	*
QBE INSURANCE GROUP TPA Administered Claims						
CA300 SEDGWICK CLAIMS MANAGEMENT SERVICES	33	26	79%	7	7	100%
TPA Total	33	26	79% ▼	7	7	100% ▲
QBE INSURANCE GROUP Group Total	33	26	79% ▼	7	7	100% ▲
RYDER SERVICES	FROIs Filed	Timely FROIs	Compliance	Payments Made	Timely Payments	Compliance
CA295 RYDER SERVICES	2	0	0%	1	1	100%
Total	2	0	0% ▼	1	1	100% ▲
RYDER SERVICES Group Total	2	0	0% ▼	1	1	100% ▲
SAFETY NATIONAL CASUALTY CORP	FROIs Filed	Timely FROIs	Compliance	Payments Made	Timely Payments	Compliance
SAFETY NATIONAL CASUALTY CORP	*	*	*	*	*	*
Total	*	*	*	*	*	*
SAFETY NATIONAL CASUALTY CORP TPA Administered Claims						
CA040 BROADSPIRE SERVICES	11	8	73%	4	4	100%
CA070 CANNON COCHRAN MANAGEMENT SERVICES	11	9	82%	2	2	100%
CA116 CORVEL ENTERPRISE COMP	32	9	28%	9	2	22%
CA190 GALLAGHER BASSETT SERVICES	22	17	77%	9	8	89%
CA300 SEDGWICK CLAIMS MANAGEMENT SERVICES	48	44	92%	8	8	100%
TPA Total	124	87	70% ▼	32	24	75% ▼
SAFETY NATIONAL CASUALTY CORP Group Total	124	87	70% ▼	32	24	75% ▼
SEDGWICK CLAIMS MANAGEMENT SERVICES	FROIs Filed	Timely FROIs	Compliance	Payments Made	Timely Payments	Compliance
CA300 SEDGWICK CLAIMS MANAGEMENT SERVICES	767	718	94%	182	178	98%
Total	767	718	94% ▲	182	178	98% ▲
SEDGWICK CLAIMS MANAGEMENT SERVICES Group Total	767	718	94% ▲	182	178	98% ▲

INSURANCE GROUP COMPLIANCE
Lost Time FROI and Initial Indemnity Payments
Annual
1/1/2018 - 12/31/2018

Insurance Company	Total Lost Time FROIs Filed	Lost Time FROIs Filed Timely	Compliance Percentage	Total Initial Indemnity Payments Made	Initial Indemnity Payments Made Timely	Compliance Percentage
SENTRY INSURANCE	FROIs Filed	Timely FROIs	Compliance	Payments Made	Timely Payments	Compliance
CA402 SENTRY CASUALTY	64	37	58%	36	25	69%
CA305 SENTRY INSURANCE	19	15	79%	5	5	100%
CA308 SENTRY SELECT INSURANCE	1	1	100%	No Filings	No Filings	No Filings
Total	84	53	63% ▼	41	30	73% ▼
SENTRY INSURANCE Group Total	84	53	63% ▼	41	30	73% ▼
SOMPO JAPAN INSURANCE	FROIs Filed	Timely FROIs	Compliance	Payments Made	Timely Payments	Compliance
SOMPO JAPAN INSURANCE COMPANY OF AMERICA	*	*	*	*	*	*
Total	*	*	*	*	*	*
SOMPO JAPAN INSURANCE TPA Administered Claims						
CA040 BROADSPIRE SERVICES	2	1	50%	2	2	100%
TPA Total	2	1	50% ▼	2	2	100% ▲
SOMPO JAPAN INSURANCE Group Total	2	1	50% ▼	2	2	100% ▲
STARR INDEMNITY INSURANCE	FROIs Filed	Timely FROIs	Compliance	Payments Made	Timely Payments	Compliance
STARR INDEMNITY INSURANCE	*	*	*	*	*	*
Total	*	*	*	*	*	*
STARR INDEMNITY INSURANCE TPA Administered Claims						
CA160 ESIS	5	3	60%	3	2	67%
CA190 GALLAGHER BASSETT SERVICES	8	6	75%	7	7	100%
CA300 SEDGWICK CLAIMS MANAGEMENT SERVICES	8	8	100%	3	3	100%
TPA Total	21	17	81% ▼	13	12	92% ▲
STARR INDEMNITY INSURANCE Group Total	21	17	81% ▼	13	12	92% ▲
STATE OF MAINE WORKERS' COMPENSATION TRUST	FROIs Filed	Timely FROIs	Compliance	Payments Made	Timely Payments	Compliance
CA307 STATE OF MAINE WORKERS' COMPENSATION TRUST	657	581	88%	159	154	97%
Total	657	581	88% ▲	159	154	97% ▲
STATE OF MAINE WORKERS' COMPENSATION TRUST Group Total	657	581	88% ▲	159	154	97% ▲
SYNERNET	FROIs Filed	Timely FROIs	Compliance	Payments Made	Timely Payments	Compliance
CA320 SYNERNET	535	481	90%	68	59	87%
Total	535	481	90% ▲	68	59	87% ▲
SYNERNET Group Total	535	481	90% ▲	68	59	87% ▲
T.H.E. INSURANCE	FROIs Filed	Timely FROIs	Compliance	Payments Made	Timely Payments	Compliance
CA317 T.H.E. INSURANCE	1	0	0%	No Filings	No Filings	No Filings
Total	1	0	0% ▼	No Filings	No Filings	No Filings
T.H.E. INSURANCE Group Total	1	0	0% ▼	No Filings	No Filings	No Filings

INSURANCE GROUP COMPLIANCE
Lost Time FROI and Initial Indemnity Payments
Annual
1/1/2018 - 12/31/2018

Insurance Company	Total Lost Time FROIs Filed	Lost Time FROIs Filed Timely	Compliance Percentage	Total Initial Indemnity Payments Made	Initial Indemnity Payments Made Timely	Compliance Percentage
THE AMERICAN EQUITY UNDERWRITERS	FROIs Filed	Timely FROIs	Compliance	Payments Made	Timely Payments	Compliance
CA323 THE AMERICAN EQUITY UNDERWRITERS	6	3	50%	1	0	0%
Total	6	3	50% ▼	1	0	0% ▼
THE AMERICAN EQUITY UNDERWRITERS Group Total	6	3	50% ▼	1	0	0% ▼
TOKIO MARINE INSURANCE	FROIs Filed	Timely FROIs	Compliance	Payments Made	Timely Payments	Compliance
CA414 TOKIO MARINE AMERICA INSURANCE	1	0	0%	No Filings	No Filings	No Filings
Total	1	0	0% ▼	No Filings	No Filings	No Filings
TOKIO MARINE INSURANCE Group Total	1	0	0% ▼	No Filings	No Filings	No Filings
TRAVELERS INSURANCE	FROIs Filed	Timely FROIs	Compliance	Payments Made	Timely Payments	Compliance
CA072 CHARTER OAK FIRE INSURANCE	102	55	54%	49	31	63%
CA164 FARMINGTON CASUALTY	1	0	0%	No Filings	No Filings	No Filings
CA284 PHOENIX INSURANCE	4	0	0%	2	1	50%
CA306 STANDARD FIRE INSURANCE	13	4	31%	8	4	50%
CA347 TRAVELERS CASUALTY & SURETY	6	4	67%	5	4	80%
CA348 TRAVELERS CASUALTY INSURANCE COMPANY OF AMERICA	7	1	14%	4	4	100%
CA349 TRAVELERS COMMERCIAL CASUALTY	12	4	33%	6	3	50%
CA343 TRAVELERS INDEMNITY COMPANY	2	0	0%	1	0	0%
CA346 TRAVELERS INDEMNITY COMPANY OF AMERICA	7	3	43%	3	2	67%
CA345 TRAVELERS PROPERTY CASUALTY INSURANCE	5	3	60%	2	2	100%
Total	159	74	47% ▼	80	51	64% ▼
TRAVELERS INSURANCE TPA Administered Claims						
CA040 BROADSPIRE SERVICES	1	1	100%	1	1	100%
CA117 COTTINGHAM & BUTLER CLAIMS SERVICES	1	0	0%	1	1	100%
CA190 GALLAGHER BASSETT SERVICES	13	11	85%	6	5	83%
CA204 HELMSMAN MANAGEMENT SERVICES	3	2	67%	No Filings	No Filings	No Filings
CA300 SEDGWICK CLAIMS MANAGEMENT SERVICES	12	10	83%	2	2	100%
CA340 YORK RISK SERVICES	1	0	0%	1	1	100%
TPA Total	31	24	77% ▼	11	10	91% ▲
TRAVELERS INSURANCE Group Total	190	98	52% ▼	91	61	67% ▼
TRISTAR RISK ENTERPRISE MANAGEMENT	FROIs Filed	Timely FROIs	Compliance	Payments Made	Timely Payments	Compliance
CA280 TRISTAR RISK ENTERPRISE MANAGEMENT	3	0	0%	No Filings	No Filings	No Filings
Total	3	0	0% ▼	No Filings	No Filings	No Filings
TRISTAR RISK ENTERPRISE MANAGEMENT Group Total	3	0	0% ▼	No Filings	No Filings	No Filings

INSURANCE GROUP COMPLIANCE

Lost Time FROI and Initial Indemnity Payments

Annual

1/1/2018 - 12/31/2018

Insurance Company	Total Lost Time FROIs Filed	Lost Time FROIs Filed Timely	Compliance Percentage	Total Initial Indemnity Payments Made	Initial Indemnity Payments Made Timely	Compliance Percentage
TYSON FOODS INC	FROIs Filed	Timely FROIs	Compliance	Payments Made	Timely Payments	Compliance
CA435 TYSON FOODS INC	1	0	0%	1	0	0%
Total	1	0	0% ▼	1	0	0% ▼
TYSON FOODS INC Group Total	1	0	0% ▼	1	0	0% ▼
UTICA MUTUAL INSURANCE	FROIs Filed	Timely FROIs	Compliance	Payments Made	Timely Payments	Compliance
CA324 UTICA MUTUAL INSURANCE	1	0	0%	1	0	0%
Total	1	0	0% ▼	1	0	0% ▼
UTICA MUTUAL INSURANCE Group Total	1	0	0% ▼	1	0	0% ▼
VANLINER INSURANCE	FROIs Filed	Timely FROIs	Compliance	Payments Made	Timely Payments	Compliance
CA379 VANLINER INSURANCE	1	0	0%	1	1	100%
Total	1	0	0% ▼	1	1	100% ▲
VANLINER INSURANCE Group Total	1	0	0% ▼	1	1	100% ▲
XL INSURANCE	FROIs Filed	Timely FROIs	Compliance	Payments Made	Timely Payments	Compliance
CA384 XL INSURANCE	*	*	*	*	*	*
Total	*	*	*	*	*	*
XL INSURANCE TPA Administered Claims						
CA040 BROADSPIRE SERVICES	3	3	100%	1	1	100%
CA116 CORVEL ENTERPRISE COMP	8	3	38%	7	6	86%
CA117 COTTINGHAM & BUTLER CLAIMS SERVICES	1	1	100%	1	1	100%
CA160 ESIS	3	1	33%	3	1	33%
CA190 GALLAGHER BASSETT SERVICES	57	43	75%	17	12	71%
CA300 SEDGWICK CLAIMS MANAGEMENT SERVICES	51	48	94%	10	10	100%
TPA Total	123	99	80% ▼	39	31	79% ▼
XL INSURANCE Group Total	123	99	80% ▼	39	31	79% ▼
YORK RISK SERVICES	FROIs Filed	Timely FROIs	Compliance	Payments Made	Timely Payments	Compliance
CA340 YORK RISK SERVICES	37	21	57%	13	9	69%
Total	37	21	57% ▼	13	9	69% ▼
YORK RISK SERVICES Group Total	37	21	57% ▼	13	9	69% ▼

Maine Workers' Compensation Board

Lost Time FROI Filing Benchmark: 85%

Initial Indemnity Payment Benchmark: 87%

* Indicates no claims activity

▲ Indicates benchmark met or exceeded

▼ Indicates benchmark not met

INSURANCE GROUP COMPLIANCE
Lost Time FROI and Initial Indemnity Payments
Annual
1/1/2018 - 12/31/2018

Insurance Company	Total Lost Time FROIs Filed	Lost Time FROIs Filed Timely	Compliance Percentage	Total Initial Indemnity Payments Made	Initial Indemnity Payments Made Timely	Compliance Percentage
ZURICH INSURANCE	FROIs Filed	Timely FROIs	Compliance	Payments Made	Timely Payments	Compliance
CA022 AMERICAN ZURICH	34	25	74%	7	4	57%
CA400 ZURICH AMERICAN INSURANCE	30	25	83%	12	10	83%
CA404 ZURICH AMERICAN INSURANCE COMPANY OF ILLINOIS	5	4	80%	3	2	67%
Total	69	54	78% ▼	22	16	73% ▼
ZURICH INSURANCE TPA Administered Claims						
CA040 BROADSPIRE SERVICES	1	1	100%	1	1	100%
CA116 CORVEL ENTERPRISE COMP	3	2	67%	1	1	100%
CA160 ESIS	10	3	30%	2	1	50%
CA190 GALLAGHER BASSETT SERVICES	43	33	77%	19	17	89%
CA204 HELMSMAN MANAGEMENT SERVICES	1	0	0%	1	0	0%
CA300 SEDGWICK CLAIMS MANAGEMENT SERVICES	35	35	100%	10	10	100%
TPA Total	93	74	80% ▼	34	30	88% ▲
ZURICH INSURANCE Group Total	162	128	79% ▼	56	46	82% ▼

INSURANCE GROUP COMPLIANCE
Initial MOP and Initial Indemnity NOC Filings
Annual
1/1/2018 - 12/31/2018

Insurance Company	Total Initial MOPs Filed	Initial MOPs Filed Timely	Compliance Percentage	Total Initial Indemnity NOCs Filed	Initial Indemnity NOCs Filed Timely	Compliance Percentage
ACADIA INSURANCE	MOPs Filed	Timely MOPs	Compliance	NOCs Filed	Timely NOCs	Compliance
CA010 ACADIA INSURANCE	80	74	93%	40	40	100%
Total	80	74	93% ▲	40	40	100% ▲
ACADIA INSURANCE Group Total	80	74	93% ▲	40	40	100% ▲
ACCIDENT FUND INSURANCE	MOPs Filed	Timely MOPs	Compliance	NOCs Filed	Timely NOCs	Compliance
ACCIDENT FUND INSURANCE	*	*	*	*	*	*
Total	*	*	*	*	*	*
ACCIDENT FUND INSURANCE TPA Administered Claims						
CA190 GALLAGHER BASSETT SERVICES	2	2	100%	No Filings	No Filings	No Filings
TPA Total	2	2	100% ▲	No Filings	No Filings	No Filings
ACCIDENT FUND INSURANCE Group Total	2	2	100% ▲	No Filings	No Filings	No Filings
ACUITY MUTUAL INSURANCE	MOPs Filed	Timely MOPs	Compliance	NOCs Filed	Timely NOCs	Compliance
CA418 ACUITY MUTUAL INSURANCE	No Filings	No Filings	No Filings	1	0	0%
Total	No Filings	No Filings	No Filings	1	0	0% ▼
ACUITY MUTUAL INSURANCE Group Total	No Filings	No Filings	No Filings	1	0	0% ▼
AIG INSURANCE	MOPs Filed	Timely MOPs	Compliance	NOCs Filed	Timely NOCs	Compliance
CA015 AIG CLAIMS, INC	110	100	91%	95	92	97%
Total	110	100	91% ▲	95	92	97% ▲
AIG INSURANCE TPA Administered Claims						
CA012 ALTERNATIVE SERVICE CONCEPTS LLC	No Filings	No Filings	No Filings	No Filings	No Filings	No Filings
CA022 AMERICAN ZURICH	No Filings	No Filings	No Filings	No Filings	No Filings	No Filings
CA040 BROADSPIRE SERVICES	No Filings	No Filings	No Filings	No Filings	No Filings	No Filings
CA160 ESIS	1	1	100%	4	3	75%
CA190 GALLAGHER BASSETT SERVICES	1	1	100%	1	0	0%
CA300 SEDGWICK CLAIMS MANAGEMENT SERVICES	3	2	67%	3	3	100%
TPA Total	5	4	80% ▼	8	6	75% ▼
AIG INSURANCE Group Total	115	104	90% ▲	103	98	95% ▲
ALLIANZ INSURANCE	MOPs Filed	Timely MOPs	Compliance	NOCs Filed	Timely NOCs	Compliance
AMERICAN INSURANCE	*	*	*	*	*	*
Total	*	*	*	*	*	*
ALLIANZ INSURANCE TPA Administered Claims						
CA190 GALLAGHER BASSETT SERVICES	No Filings	No Filings	No Filings	1	1	100%
TPA Total	No Filings	No Filings	No Filings	1	1	100% ▲
ALLIANZ INSURANCE Group Total	No Filings	No Filings	No Filings	1	1	100% ▲

INSURANCE GROUP COMPLIANCE
Initial MOP and Initial Indemnity NOC Filings
Annual
1/1/2018 - 12/31/2018

Insurance Company	Total Initial MOPs Filed	Initial MOPs Filed Timely	Compliance Percentage	Total Initial Indemnity NOCs Filed	Initial Indemnity NOCs Filed Timely	Compliance Percentage
ALTERNATIVE SERVICE CONCEPTS LLC	MOPs Filed	Timely MOPs	Compliance	NOCs Filed	Timely NOCs	Compliance
CA012 ALTERNATIVE SERVICE CONCEPTS LLC	No Filings	No Filings	No Filings	No Filings	No Filings	No Filings
Total	No Filings	No Filings	No Filings	No Filings	No Filings	No Filings
ALTERNATIVE SERVICE CONCEPTS LLC Group Total	No Filings	No Filings	No Filings	No Filings	No Filings	No Filings
AMERISURE INSURANCE	MOPs Filed	Timely MOPs	Compliance	NOCs Filed	Timely NOCs	Compliance
CA013 AMERISURE INSURANCE	*	*	*	*	*	*
AMERISURE MUTUAL INSURANCE	*	*	*	*	*	*
Total	*	*	*	*	*	*
AMERISURE INSURANCE TPA Administered Claims	No Filings	No Filings	No Filings	No Filings	No Filings	No Filings
CA280 TRISTAR RISK ENTERPRISE MANAGEMENT	No Filings	No Filings	No Filings	No Filings	No Filings	No Filings
TPA Total	No Filings	No Filings	No Filings	No Filings	No Filings	No Filings
AMERISURE INSURANCE Group Total	No Filings	No Filings	No Filings	No Filings	No Filings	No Filings
AMTRUST INSURANCE	MOPs Filed	Timely MOPs	Compliance	NOCs Filed	Timely NOCs	Compliance
CA437 SECURITY NATIONAL INSURANCE	No Filings	No Filings	No Filings	1	1	100%
CA342 TECHNOLOGY INSURANCE	8	7	88%	2	2	100%
CA381 WESCO INSURANCE	21	16	76%	10	8	80%
Total	29	23	79% ▼	13	11	85% ▼
AMTRUST INSURANCE Group Total	29	23	79% ▼	13	11	85% ▼
ARCH INSURANCE	MOPs Filed	Timely MOPs	Compliance	NOCs Filed	Timely NOCs	Compliance
ARCH INSURANCE	*	*	*	*	*	*
Total	*	*	*	*	*	*
ARCH INSURANCE TPA Administered Claims	No Filings	No Filings	No Filings	No Filings	No Filings	No Filings
CA040 BROADSPIRE SERVICES	3	1	33%	3	3	100%
CA117 COTTINGHAM & BUTLER CLAIMS SERVICES	8	7	88%	No Filings	No Filings	No Filings
CA160 ESIS	No Filings	No Filings	No Filings	1	0	0%
CA190 GALLAGHER BASSETT SERVICES	8	5	63%	5	5	100%
CA300 SEDGWICK CLAIMS MANAGEMENT SERVICES	7	7	100%	6	6	100%
CA340 YORK RISK SERVICES	3	3	100%	1	1	100%
TPA Total	29	23	79% ▼	16	15	94% ▲
ARCH INSURANCE Group Total	29	23	79% ▼	16	15	94% ▲
BATH IRON WORKS	MOPs Filed	Timely MOPs	Compliance	NOCs Filed	Timely NOCs	Compliance
CA036 BATH IRON WORKS	50	49	98%	34	33	97%
Total	50	49	98% ▲	34	33	97% ▲
BATH IRON WORKS Group Total	50	49	98% ▲	34	33	97% ▲

Maine Workers' Compensation Board

Initial MOP Filing Benchmark: 85%

Initial Indemnity NOC Benchmark: 90%

* Indicates no claims activity

▲ Indicates benchmark met or exceeded

▼ Indicates benchmark not met

INSURANCE GROUP COMPLIANCE
Initial MOP and Initial Indemnity NOC Filings
Annual
1/1/2018 - 12/31/2018

Insurance Company	Total Initial MOPs Filed	Initial MOPs Filed Timely	Compliance Percentage	Total Initial Indemnity NOCs Filed	Initial Indemnity NOCs Filed Timely	Compliance Percentage
BENCHMARK INSURANCE	MOPs Filed	Timely MOPs	Compliance	NOCs Filed	Timely NOCs	Compliance
BENCHMARK INSURANCE	*	*	*	*	*	*
Total	*	*	*	*	*	*
BENCHMARK INSURANCE TPA Administered Claims						
CA040 BROADSPIRE SERVICES	1	1	100%	No Filings	No Filings	No Filings
CA340 YORK RISK SERVICES	1	1	100%	No Filings	No Filings	No Filings
TPA Total	2	2	100% ▲	No Filings	No Filings	No Filings
BENCHMARK INSURANCE Group Total	2	2	100% ▲	No Filings	No Filings	No Filings
BERKSHIRE HATHAWAY INSURANCE	MOPs Filed	Timely MOPs	Compliance	NOCs Filed	Timely NOCs	Compliance
CA114 BERKSHIRE HATHAWAY HOMESTATE INSURANCE	1	1	100%	No Filings	No Filings	No Filings
CA115 CONTINENTAL INDEMNITY	5	4	80%	No Filings	No Filings	No Filings
CA293 REDWOOD FIRE AND CASUALTY INSURANCE	2	0	0%	No Filings	No Filings	No Filings
Total	8	5	63% ▼	No Filings	No Filings	No Filings
BERKSHIRE HATHAWAY INSURANCE Group Total	8	5	63% ▼	No Filings	No Filings	No Filings
BROADSPIRE SERVICES	MOPs Filed	Timely MOPs	Compliance	NOCs Filed	Timely NOCs	Compliance
CA040 BROADSPIRE SERVICES	20	18	90%	9	9	100%
Total	20	18	90% ▲	9	9	100% ▲
BROADSPIRE SERVICES Group Total	20	18	90% ▲	9	9	100% ▲
CANNON COCHRAN MANAGEMENT SERVICES	MOPs Filed	Timely MOPs	Compliance	NOCs Filed	Timely NOCs	Compliance
CA070 CANNON COCHRAN MANAGEMENT SERVICES	96	89	93%	48	43	90%
Total	96	89	93% ▲	48	43	90% ▲
CANNON COCHRAN MANAGEMENT SERVICES Group Total	96	89	93% ▲	48	43	90% ▲
CHEROKEE INSURANCE	MOPs Filed	Timely MOPs	Compliance	NOCs Filed	Timely NOCs	Compliance
CA044 CHEROKEE INSURANCE	1	0	0%	No Filings	No Filings	No Filings
Total	1	0	0% ▼	No Filings	No Filings	No Filings
CHEROKEE INSURANCE Group Total	1	0	0% ▼	No Filings	No Filings	No Filings
CHESTERFIELD SERVICES	MOPs Filed	Timely MOPs	Compliance	NOCs Filed	Timely NOCs	Compliance
CA080 CHESTERFIELD SERVICES	3	2	67%	No Filings	No Filings	No Filings
Total	3	2	67% ▼	No Filings	No Filings	No Filings
CHESTERFIELD SERVICES Group Total	3	2	67% ▼	No Filings	No Filings	No Filings

INSURANCE GROUP COMPLIANCE
Initial MOP and Initial Indemnity NOC Filings
Annual
1/1/2018 - 12/31/2018

Insurance Company	Total Initial MOPs Filed	Initial MOPs Filed Timely	Compliance Percentage	Total Initial Indemnity NOCs Filed	Initial Indemnity NOCs Filed Timely	Compliance Percentage
CHUBB INSURANCE	MOPs Filed	Timely MOPs	Compliance	NOCs Filed	Timely NOCs	Compliance
ACE AMERICAN INSURANCE COMPANY	*	*	*	*	*	*
ACE INSURANCE	*	*	*	*	*	*
CA046 CHUBB INSURANCE	*	*	*	*	*	*
CA090 FEDERAL INSURANCE	*	*	*	*	*	*
INDEMNITY INS CO OF NORTH AMERICA	*	*	*	*	*	*
PACIFIC INDEMNITY CO	*	*	*	*	*	*
Total	*	*	*	*	*	*
CHUBB INSURANCE TPA Administered Claims						
CA040 BROADSPIRE SERVICES	6	6	100%	3	3	100%
CA070 CANNON COCHRAN MANAGEMENT SERVICES	3	3	100%	1	1	100%
CA110 CONSTITUTION STATE SERVICES	28	23	82%	13	10	77%
CA116 CORVEL ENTERPRISE COMP	7	3	43%	2	0	0%
CA117 COTTINGHAM & BUTLER CLAIMS SERVICES	1	0	0%	No Filings	No Filings	No Filings
CA160 ESIS	25	19	76%	15	15	100%
CA190 GALLAGHER BASSETT SERVICES	46	42	91%	12	10	83%
CA204 HELMSMAN MANAGEMENT SERVICES	4	4	100%	6	5	83%
CA300 SEDGWICK CLAIMS MANAGEMENT SERVICES	88	86	98%	65	65	100%
CA340 YORK RISK SERVICES	4	2	50%	3	3	100%
TPA Total	212	188	89% ▲	120	112	93% ▲
CHUBB INSURANCE Group Total	212	188	89% ▲	120	112	93% ▲
CHURCH MUTUAL INSURANCE	MOPs Filed	Timely MOPs	Compliance	NOCs Filed	Timely NOCs	Compliance
CA084 CHURCH MUTUAL INSURANCE	4	2	50%	No Filings	No Filings	No Filings
Total	4	2	50% ▼	No Filings	No Filings	No Filings
CHURCH MUTUAL INSURANCE Group Total	4	2	50% ▼	No Filings	No Filings	No Filings
CIANBRO CORPORATION	MOPs Filed	Timely MOPs	Compliance	NOCs Filed	Timely NOCs	Compliance
CA085 CIANBRO CORPORATION	2	1	50%	1	1	100%
Total	2	1	50% ▼	1	1	100% ▲
CIANBRO CORPORATION Group Total	2	1	50% ▼	1	1	100% ▲
CINCINNATI INSURANCE	MOPs Filed	Timely MOPs	Compliance	NOCs Filed	Timely NOCs	Compliance
CINCINNATI CASUALTY	*	*	*	*	*	*
CA438 CINCINNATI INSURANCE	2	2	100%	No Filings	No Filings	No Filings
Total	2	2	100% ▲	No Filings	No Filings	No Filings
CINCINNATI INSURANCE Group Total	2	2	100% ▲	No Filings	No Filings	No Filings

INSURANCE GROUP COMPLIANCE
Initial MOP and Initial Indemnity NOC Filings
Annual
1/1/2018 - 12/31/2018

Insurance Company	Total Initial MOPs Filed	Initial MOPs Filed Timely	Compliance Percentage	Total Initial Indemnity NOCs Filed	Initial Indemnity NOCs Filed Timely	Compliance Percentage
CLAIMS MANAGEMENT (WALMART)	MOPs Filed	Timely MOPs	Compliance	NOCs Filed	Timely NOCs	Compliance
CA100 CLAIMS MANAGEMENT (WALMART)	21	17	81%	46	41	89%
Total	21	17	81% ▼	46	41	89% ▼
CLAIMS MANAGEMENT (WALMART) Group Total	21	17	81% ▼	46	41	89% ▼
CNA INSURANCE	MOPs Filed	Timely MOPs	Compliance	NOCs Filed	Timely NOCs	Compliance
CA017 AMERICAN CASUALTY COMPANY OF READING PA	No Filings	No Filings	No Filings	No Filings	No Filings	No Filings
CA050 CONTINENTAL CASUALTY	6	5	83%	No Filings	No Filings	No Filings
Total	6	5	83% ▼	No Filings	No Filings	No Filings
CNA INSURANCE Group Total	6	5	83% ▼	No Filings	No Filings	No Filings
CONSTITUTION STATE SERVICES	MOPs Filed	Timely MOPs	Compliance	NOCs Filed	Timely NOCs	Compliance
CA110 CONSTITUTION STATE SERVICES	28	23	82%	14	11	79%
Total	28	23	82% ▼	14	11	79% ▼
CONSTITUTION STATE SERVICES Group Total	28	23	82% ▼	14	11	79% ▼
CORVEL ENTERPRISE COMP	MOPs Filed	Timely MOPs	Compliance	NOCs Filed	Timely NOCs	Compliance
CA116 CORVEL ENTERPRISE COMP	29	15	52%	4	1	25%
Total	29	15	52% ▼	4	1	25% ▼
CORVEL ENTERPRISE COMP Group Total	29	15	52% ▼	4	1	25% ▼
COTTINGHAM & BUTLER CLAIMS SERVICES	MOPs Filed	Timely MOPs	Compliance	NOCs Filed	Timely NOCs	Compliance
CA117 COTTINGHAM & BUTLER CLAIMS SERVICES	11	8	73%	No Filings	No Filings	No Filings
Total	11	8	73% ▼	No Filings	No Filings	No Filings
COTTINGHAM & BUTLER CLAIMS SERVICES Group Total	11	8	73% ▼	No Filings	No Filings	No Filings
CROSS INSURANCE	MOPs Filed	Timely MOPs	Compliance	NOCs Filed	Timely NOCs	Compliance
CA093 CROSS INSURANCE	133	125	94%	234	232	99%
Total	133	125	94% ▲	234	232	99% ▲
CROSS INSURANCE Group Total	133	125	94% ▲	234	232	99% ▲
EASTERN ALLIANCE INSURANCE	MOPs Filed	Timely MOPs	Compliance	NOCs Filed	Timely NOCs	Compliance
ALLIED EASTERN INDEMNITY COMPANY	*	*	*	*	*	*
EASTERN ADVANTAGE ASSURANCE COMPANY	*	*	*	*	*	*
CA141 EASTERN ALLIANCE INSURANCE	73	59	81%	19	17	89%
Total	73	59	81% ▼	19	17	89% ▼
EASTERN ALLIANCE INSURANCE Group Total	73	59	81% ▼	19	17	89% ▼

INSURANCE GROUP COMPLIANCE
Initial MOP and Initial Indemnity NOC Filings
Annual
1/1/2018 - 12/31/2018

Insurance Company	Total Initial MOPs Filed	Initial MOPs Filed Timely	Compliance Percentage	Total Initial Indemnity NOCs Filed	Initial Indemnity NOCs Filed Timely	Compliance Percentage
ELECTRIC INSURANCE CA150 ELECTRIC INSURANCE	MOPs Filed *	Timely MOPs *	Compliance *	NOCs Filed *	Timely NOCs *	Compliance *
Total	*	*	*	*	*	*
ELECTRIC INSURANCE TPA Administered Claims CA300 SEDGWICK CLAIMS MANAGEMENT SERVICES	6	6	100%	3	3	100%
TPA Total	6	6	100% ▲	3	3	100% ▲
ELECTRIC INSURANCE Group Total	6	6	100% ▲	3	3	100% ▲
ESIS CA160 ESIS	MOPs Filed 43	Timely MOPs 28	Compliance 65%	NOCs Filed 30	Timely NOCs 25	Compliance 83%
Total	43	28	65% ▼	30	25	83% ▼
ESIS Group Total	43	28	65% ▼	30	25	83% ▼
EVEREST REINS HOLDINGS GROUP EVEREST REINS HOLDINGS	MOPs Filed *	Timely MOPs *	Compliance *	NOCs Filed *	Timely NOCs *	Compliance *
Total	*	*	*	*	*	*
EVEREST REINS HOLDINGS GROUP TPA Administered Claims CA300 SEDGWICK CLAIMS MANAGEMENT SERVICES	No Filings	No Filings	No Filings	No Filings	No Filings	No Filings
TPA Total	No Filings	No Filings	No Filings	No Filings	No Filings	No Filings
EVEREST REINS HOLDINGS GROUP Group Total	No Filings	No Filings	No Filings	No Filings	No Filings	No Filings
FEDERATED MUTUAL INSURANCE CA091 FEDERATED MUTUAL INSURANCE CA092 FEDERATED SERVICE INSURANCE	MOPs Filed 9 2	Timely MOPs 3 0	Compliance 33% 0%	NOCs Filed 3 No Filings	Timely NOCs 2 No Filings	Compliance 67% No Filings
Total	11	3	27% ▼	3	2	67% ▼
FEDERATED MUTUAL INSURANCE Group Total	11	3	27% ▼	3	2	67% ▼
FRANKENMUTH INSURANCE CA274 PATRIOT INSURANCE	MOPs Filed No Filings	Timely MOPs No Filings	Compliance No Filings	NOCs Filed No Filings	Timely NOCs No Filings	Compliance No Filings
Total	No Filings	No Filings	No Filings	No Filings	No Filings	No Filings
FRANKENMUTH INSURANCE Group Total	No Filings	No Filings	No Filings	No Filings	No Filings	No Filings
FUTURECOMP CA175 FUTURECOMP	MOPs Filed 41	Timely MOPs 33	Compliance 80%	NOCs Filed 41	Timely NOCs 39	Compliance 95%
Total	41	33	80% ▼	41	39	95% ▲
FUTURECOMP Group Total	41	33	80% ▼	41	39	95% ▲
GALLAGHER BASSETT SERVICES CA190 GALLAGHER BASSETT SERVICES	MOPs Filed 142	Timely MOPs 119	Compliance 84%	NOCs Filed 48	Timely NOCs 40	Compliance 83%
Total	142	119	84% ▼	48	40	83% ▼
GALLAGHER BASSETT SERVICES Group Total	142	119	84% ▼	48	40	83% ▼

INSURANCE GROUP COMPLIANCE
Initial MOP and Initial Indemnity NOC Filings
Annual
1/1/2018 - 12/31/2018

Insurance Company	Total Initial MOPs Filed	Initial MOPs Filed Timely	Compliance Percentage	Total Initial Indemnity NOCs Filed	Initial Indemnity NOCs Filed Timely	Compliance Percentage
GREAT AMERICAN INSURANCE	MOPs Filed	Timely MOPs	Compliance	NOCs Filed	Timely NOCs	Compliance
CA193 GREAT AMERICAN INSURANCE	*	*	*	*	*	*
Total	*	*	*	*	*	*
GREAT AMERICAN INSURANCE TPA Administered Claims						
CA323 THE AMERICAN EQUITY UNDERWRITERS	1	0	0%	No Filings	No Filings	No Filings
TPA Total	1	0	0% ▼	No Filings	No Filings	No Filings
GREAT AMERICAN INSURANCE Group Total	1	0	0% ▼	No Filings	No Filings	No Filings
GREAT FALLS INSURANCE	MOPs Filed	Timely MOPs	Compliance	NOCs Filed	Timely NOCs	Compliance
GREAT FALLS INSURANCE	*	*	*	*	*	*
Total	*	*	*	*	*	*
GREAT FALLS INSURANCE TPA Administered Claims						
CA070 CANNON COCHRAN MANAGEMENT SERVICES	27	25	93%	14	14	100%
TPA Total	27	25	93% ▲	14	14	100% ▲
GREAT FALLS INSURANCE Group Total	27	25	93% ▲	14	14	100% ▲
GREAT WEST INSURANCE	MOPs Filed	Timely MOPs	Compliance	NOCs Filed	Timely NOCs	Compliance
CA196 GREAT WEST INSURANCE	3	2	67%	No Filings	No Filings	No Filings
Total	3	2	67% ▼	No Filings	No Filings	No Filings
GREAT WEST INSURANCE Group Total	3	2	67% ▼	No Filings	No Filings	No Filings
GUARD INSURANCE	MOPs Filed	Timely MOPs	Compliance	NOCs Filed	Timely NOCs	Compliance
CA019 AMGUARD INSURANCE	10	8	80%	No Filings	No Filings	No Filings
CA140 EASTGUARD INSURANCE	5	3	60%	1	1	100%
CA272 NORGUARD INSURANCE	2	2	100%	No Filings	No Filings	No Filings
Total	17	13	76% ▼	1	1	100% ▲
GUARD INSURANCE TPA Administered Claims						
CA190 GALLAGHER BASSETT SERVICES	5	4	80%	No Filings	No Filings	No Filings
TPA Total	5	4	80% ▼	No Filings	No Filings	No Filings
GUARD INSURANCE Group Total	22	17	77% ▼	1	1	100% ▲
HANNAFORD BROTHERS	MOPs Filed	Timely MOPs	Compliance	NOCs Filed	Timely NOCs	Compliance
CA201 HANNAFORD BROTHERS	108	60	56%	33	21	64%
Total	108	60	56% ▼	33	21	64% ▼
HANNAFORD BROTHERS Group Total	108	60	56% ▼	33	21	64% ▼

INSURANCE GROUP COMPLIANCE
Initial MOP and Initial Indemnity NOC Filings
Annual
1/1/2018 - 12/31/2018

Insurance Company	Total Initial MOPs Filed	Initial MOPs Filed Timely	Compliance Percentage	Total Initial Indemnity NOCs Filed	Initial Indemnity NOCs Filed Timely	Compliance Percentage
HANNOVER INSURANCE	MOPs Filed	Timely MOPs	Compliance	NOCs Filed	Timely NOCs	Compliance
HANNOVER INSURANCE	*	*	*	*	*	*
Total	*	*	*	*	*	*
HANNOVER INSURANCE TPA Administered Claims						
CA340 YORK RISK SERVICES	2	2	100%	1	1	100%
TPA Total	2	2	100% ▲	1	1	100% ▲
HANNOVER INSURANCE Group Total	2	2	100% ▲	1	1	100% ▲
HANOVER INSURANCE	MOPs Filed	Timely MOPs	Compliance	NOCs Filed	Timely NOCs	Compliance
CA428 ALLMERICA FINANCIAL BENEFIT INSURANCE	1	0	0%	2	1	50%
CA048 CITIZENS INSURANCE COMPANY OF AMERICA	7	6	86%	3	3	100%
CA429 HANOVER AMERICAN INSURANCE	2	2	100%	No Filings	No Filings	No Filings
CA202 HANOVER INSURANCE	9	7	78%	5	5	100%
CA228 MASSACHUSETTS BAY INSURANCE	4	3	75%	1	1	100%
Total	23	18	78% ▼	11	10	91% ▲
HANOVER INSURANCE Group Total	23	18	78% ▼	11	10	91% ▲
HARTFORD INSURANCE	MOPs Filed	Timely MOPs	Compliance	NOCs Filed	Timely NOCs	Compliance
CA188 HARTFORD ACCIDENT & INDEMNITY	No Filings	No Filings	No Filings	No Filings	No Filings	No Filings
CA185 HARTFORD CASUALTY INSURANCE	7	5	71%	4	4	100%
CA203 HARTFORD FIRE INSURANCE	4	4	100%	1	1	100%
CA186 HARTFORD INSURANCE COMPANY OF THE MIDWEST	1	1	100%	1	0	0%
CA187 HARTFORD UNDERWRITERS INSURANCE	9	6	67%	4	3	75%
CA288 PROPERTY & CASUALTY INSURANCE COMPANY OF HARTFORD	22	20	91%	11	10	91%
CA296 SENTINEL INSURANCE	1	1	100%	1	1	100%
CA319 TRUMBULL INSURANCE	6	6	100%	12	11	92%
CA321 TWIN CITY FIRE INSURANCE	4	4	100%	2	2	100%
Total	54	47	87% ▲	36	32	89% ▼
HARTFORD INSURANCE TPA Administered Claims						
CA070 CANNON COCHRAN MANAGEMENT SERVICES	No Filings	No Filings	No Filings	2	2	100%
CA116 CORVEL ENTERPRISE COMP	4	4	100%	No Filings	No Filings	No Filings
CA300 SEDGWICK CLAIMS MANAGEMENT SERVICES	4	4	100%	5	5	100%
TPA Total	8	8	100% ▲	7	7	100% ▲
HARTFORD INSURANCE Group Total	62	55	89% ▲	43	39	91% ▲
HELMSMAN MANAGEMENT SERVICES	MOPs Filed	Timely MOPs	Compliance	NOCs Filed	Timely NOCs	Compliance
CA204 HELMSMAN MANAGEMENT SERVICES	22	17	77%	14	11	79%
Total	22	17	77% ▼	14	11	79% ▼
HELMSMAN MANAGEMENT SERVICES Group Total	22	17	77% ▼	14	11	79% ▼

INSURANCE GROUP COMPLIANCE
Initial MOP and Initial Indemnity NOC Filings
Annual
1/1/2018 - 12/31/2018

Insurance Company	Total Initial MOPs Filed	Initial MOPs Filed Timely	Compliance Percentage	Total Initial Indemnity NOCs Filed	Initial Indemnity NOCs Filed Timely	Compliance Percentage
LIBERTY MUTUAL INSURANCE	MOPs Filed	Timely MOPs	Compliance	NOCs Filed	Timely NOCs	Compliance
CA003 AMERICAN FIRE & CASUALTY INSURANCE	14	11	79%	3	3	100%
CA380 EMPLOYERS INSURANCE OF WAUSAU	No Filings	No Filings	No Filings	No Filings	No Filings	No Filings
CA162 EXCELSIOR INSURANCE	No Filings	No Filings	No Filings	1	1	100%
CA210 LIBERTY MUTUAL INSURANCE	78	68	87%	45	43	96%
CA406 OHIO CASUALTY INSURANCE	7	7	100%	1	1	100%
CA407 OHIO SECURITY INSURANCE	13	10	77%	6	6	100%
CA283 PEERLESS INDEMNITY INSURANCE	2	1	50%	No Filings	No Filings	No Filings
CA275 PEERLESS INSURANCE	3	2	67%	No Filings	No Filings	No Filings
CA309 THE NETHERLANDS INSURANCE	No Filings	No Filings	No Filings	1	1	100%
CA408 WEST AMERICAN INSURANCE	2	1	50%	No Filings	No Filings	No Filings
Total	119	100	84% ▼	57	55	96% ▲
LIBERTY MUTUAL INSURANCE Group Total	119	100	84% ▼	57	55	96% ▲
MAINE AUTOMOBILE DEALERS ASSOCIATION	MOPs Filed	Timely MOPs	Compliance	NOCs Filed	Timely NOCs	Compliance
CA220 MAINE AUTOMOBILE DEALERS ASSOCIATION	48	48	100%	12	12	100%
Total	48	48	100% ▲	12	12	100% ▲
MAINE AUTOMOBILE DEALERS ASSOCIATION Group Total	48	48	100% ▲	12	12	100% ▲
MAINE EMPLOYERS' MUTUAL INSURANCE	MOPs Filed	Timely MOPs	Compliance	NOCs Filed	Timely NOCs	Compliance
CA260 MAINE EMPLOYERS' MUTUAL INSURANCE	1264	1135	90%	1043	983	94%
Total	1264	1135	90% ▲	1043	983	94% ▲
MAINE EMPLOYERS' MUTUAL INSURANCE TPA Administered Claims						
CA070 CANNON COCHRAN MANAGEMENT SERVICES	No Filings	No Filings	No Filings	1	1	100%
TPA Total	No Filings	No Filings	No Filings	1	1	100% ▲
MAINE EMPLOYERS' MUTUAL INSURANCE Group Total	1264	1135	90% ▲	1044	984	94% ▲
MAINE HEALTHCARE ASSOCIATION	MOPs Filed	Timely MOPs	Compliance	NOCs Filed	Timely NOCs	Compliance
CA234 MAINE HEALTHCARE ASSOCIATION	19	13	68%	19	19	100%
Total	19	13	68% ▼	19	19	100% ▲
MAINE HEALTHCARE ASSOCIATION Group Total	19	13	68% ▼	19	19	100% ▲
MAINE MOTOR TRANSPORT ASSOCIATION	MOPs Filed	Timely MOPs	Compliance	NOCs Filed	Timely NOCs	Compliance
CA230 MAINE MOTOR TRANSPORT ASSOCIATION	35	34	97%	26	26	100%
Total	35	34	97% ▲	26	26	100% ▲
MAINE MOTOR TRANSPORT ASSOCIATION Group Total	35	34	97% ▲	26	26	100% ▲
MAINE MUNICIPAL ASSOCIATION	MOPs Filed	Timely MOPs	Compliance	NOCs Filed	Timely NOCs	Compliance
CA225 MAINE MUNICIPAL ASSOCIATION	235	216	92%	202	200	99%
Total	235	216	92% ▲	202	200	99% ▲
MAINE MUNICIPAL ASSOCIATION Group Total	235	216	92% ▲	202	200	99% ▲

Maine Workers' Compensation Board
 Initial MOP Filing Benchmark: 85%
 Initial Indemnity NOC Benchmark: 90%

* Indicates no claims activity
 ▲ Indicates benchmark met or exceeded
 ▼ Indicates benchmark not met

INSURANCE GROUP COMPLIANCE
Initial MOP and Initial Indemnity NOC Filings
Annual
1/1/2018 - 12/31/2018

Insurance Company	Total Initial MOPs Filed	Initial MOPs Filed Timely	Compliance Percentage	Total Initial Indemnity NOCs Filed	Initial Indemnity NOCs Filed Timely	Compliance Percentage
MAINE SCHOOL MANAGEMENT ASSOCIATION CA250 MAINE SCHOOL MANAGEMENT ASSOCIATION	MOPs Filed 90	Timely MOPs 88	Compliance 98%	NOCs Filed 39	Timely NOCs 38	Compliance 97%
Total	90	88	98% ▲	39	38	97% ▲
MAINE SCHOOL MANAGEMENT ASSOCIATION Group Total	90	88	98% ▲	39	38	97% ▲
MEADOWBROOK INSURANCE CA255 MEADOWBROOK INSURANCE	MOPs Filed 2	Timely MOPs 2	Compliance 100%	NOCs Filed No Filings	Timely NOCs No Filings	Compliance No Filings
Total	2	2	100% ▲	No Filings	No Filings	No Filings
MEADOWBROOK INSURANCE Group Total	2	2	100% ▲	No Filings	No Filings	No Filings
MITSUI SUMITOMO INS CO OF AMERICA MITSUI SUMITOMO INS CO OF AMERICA	MOPs Filed *	Timely MOPs *	Compliance *	NOCs Filed *	Timely NOCs *	Compliance *
Total	*	*	*	*	*	*
MITSUI SUMITOMO INS CO OF AMERICA TPA Administered Claims CA190 GALLAGHER BASSETT SERVICES	1	1	100%	No Filings	No Filings	No Filings
TPA Total	1	1	100% ▲	No Filings	No Filings	No Filings
MITSUI SUMITOMO INS CO OF AMERICA Group Total	1	1	100% ▲	No Filings	No Filings	No Filings
NATIONAL INTERSTATE INSURANCE CA267 NATIONAL INTERSTATE INSURANCE COMPANY	MOPs Filed 2	Timely MOPs 1	Compliance 50%	NOCs Filed 1	Timely NOCs 1	Compliance 100%
Total	2	1	50% ▼	1	1	100% ▲
NATIONAL INTERSTATE INSURANCE Group Total	2	1	50% ▼	1	1	100% ▲
NATIONWIDE INSURANCE CA289 NATIONAL CASUALTY CA291 NATIONWIDE AGRIBUSINESS INSURANCE	MOPs Filed 2 1	Timely MOPs 2 0	Compliance 100% 0%	NOCs Filed No Filings No Filings	Timely NOCs No Filings No Filings	Compliance No Filings No Filings
Total	3	2	67% ▼	No Filings	No Filings	No Filings
NATIONWIDE INSURANCE Group Total	3	2	67% ▼	No Filings	No Filings	No Filings
NEXT LEVEL ADMINISTRATOR LLC CA433 NEXT LEVEL ADMINISTRATOR LLC	MOPs Filed 1	Timely MOPs 0	Compliance 0%	NOCs Filed No Filings	Timely NOCs No Filings	Compliance No Filings
Total	1	0	0% ▼	No Filings	No Filings	No Filings
NEXT LEVEL ADMINISTRATOR LLC Group Total	1	0	0% ▼	No Filings	No Filings	No Filings
NGM INSURANCE CA265 NGM INSURANCE	MOPs Filed 1	Timely MOPs 0	Compliance 0%	NOCs Filed No Filings	Timely NOCs No Filings	Compliance No Filings
Total	1	0	0% ▼	No Filings	No Filings	No Filings
NGM INSURANCE Group Total	1	0	0% ▼	No Filings	No Filings	No Filings

INSURANCE GROUP COMPLIANCE
Initial MOP and Initial Indemnity NOC Filings
Annual
1/1/2018 - 12/31/2018

Insurance Company	Total Initial MOPs Filed	Initial MOPs Filed Timely	Compliance Percentage	Total Initial Indemnity NOCs Filed	Initial Indemnity NOCs Filed Timely	Compliance Percentage
NORTH RIVER INSURANCE	MOPs Filed	Timely MOPs	Compliance	NOCs Filed	Timely NOCs	Compliance
CA257 NORTH RIVER INSURANCE	1	0	0%	No Filings	No Filings	No Filings
Total	1	0	0% ▼	No Filings	No Filings	No Filings
NORTH RIVER INSURANCE TPA Administered Claims						
CA040 BROADSPIRE SERVICES	1	1	100%	1	1	100%
TPA Total	1	1	100% ▲	1	1	100% ▲
NORTH RIVER INSURANCE Group Total	2	1	50% ▼	1	1	100% ▲
OLD REPUBLIC INSURANCE	MOPs Filed	Timely MOPs	Compliance	NOCs Filed	Timely NOCs	Compliance
OLD REPUBLIC GENERAL INSURANCE CORP.	*	*	*	*	*	*
OLD REPUBLIC INSURANCE	*	*	*	*	*	*
Total	*	*	*	*	*	*
OLD REPUBLIC INSURANCE TPA Administered Claims						
CA070 CANNON COCHRAN MANAGEMENT SERVICES	7	7	100%	2	2	100%
CA110 CONSTITUTION STATE SERVICES	No Filings	No Filings	No Filings	1	1	100%
CA116 CORVEL ENTERPRISE COMP	No Filings	No Filings	No Filings	No Filings	No Filings	No Filings
CA160 ESIS	1	1	100%	1	1	100%
CA190 GALLAGHER BASSETT SERVICES	6	6	100%	No Filings	No Filings	No Filings
CA204 HELMSMAN MANAGEMENT SERVICES	1	1	100%	1	1	100%
CA295 RYDER SERVICES	1	0	0%	1	0	0%
CA300 SEDGWICK CLAIMS MANAGEMENT SERVICES	8	8	100%	3	3	100%
CA280 TRISTAR RISK ENTERPRISE MANAGEMENT	No Filings	No Filings	No Filings	1	0	0%
TPA Total	24	23	96% ▲	10	8	80% ▼
OLD REPUBLIC INSURANCE Group Total	24	23	96% ▲	10	8	80% ▼
PENNSYLVANIA MFG ASSN	MOPs Filed	Timely MOPs	Compliance	NOCs Filed	Timely NOCs	Compliance
MANUFACTURERS ALLIANCE INSURANCE	*	*	*	*	*	*
PENNSYLVANIA MFG ASSN	*	*	*	*	*	*
PENNSYLVANIA MFG INDEMNITY CO	*	*	*	*	*	*
Total	*	*	*	*	*	*
PENNSYLVANIA MFG ASSN TPA Administered Claims						
CA190 GALLAGHER BASSETT SERVICES	12	6	50%	10	7	70%
CA323 THE AMERICAN EQUITY UNDERWRITERS	No Filings	No Filings	No Filings	No Filings	No Filings	No Filings
TPA Total	12	6	50% ▼	10	7	70% ▼
PENNSYLVANIA MFG ASSN Group Total	12	6	50% ▼	10	7	70% ▼

INSURANCE GROUP COMPLIANCE
Initial MOP and Initial Indemnity NOC Filings
Annual
1/1/2018 - 12/31/2018

Insurance Company	Total Initial MOPs Filed	Initial MOPs Filed Timely	Compliance Percentage	Total Initial Indemnity NOCs Filed	Initial Indemnity NOCs Filed Timely	Compliance Percentage
PROTECTIVE INSURANCE	MOPs Filed	Timely MOPs	Compliance	NOCs Filed	Timely NOCs	Compliance
CA277 PROTECTIVE INSURANCE COMPANY	*	*	*	*	*	*
Total	*	*	*	*	*	*
PROTECTIVE INSURANCE TPA Administered Claims						
CA340 YORK RISK SERVICES	1	0	0%	No Filings	No Filings	No Filings
TPA Total	1	0	0% ▼	No Filings	No Filings	No Filings
PROTECTIVE INSURANCE Group Total	1	0	0% ▼	No Filings	No Filings	No Filings
QBE INSURANCE GROUP	MOPs Filed	Timely MOPs	Compliance	NOCs Filed	Timely NOCs	Compliance
QBE INSURANCE GROUP	*	*	*	*	*	*
Total	*	*	*	*	*	*
QBE INSURANCE GROUP TPA Administered Claims						
CA300 SEDGWICK CLAIMS MANAGEMENT SERVICES	7	7	100%	6	5	83%
TPA Total	7	7	100% ▲	6	5	83% ▼
QBE INSURANCE GROUP Group Total	7	7	100% ▲	6	5	83% ▼
RYDER SERVICES	MOPs Filed	Timely MOPs	Compliance	NOCs Filed	Timely NOCs	Compliance
CA295 RYDER SERVICES	1	0	0%	1	0	0%
Total	1	0	0% ▼	1	0	0% ▼
RYDER SERVICES Group Total	1	0	0% ▼	1	0	0% ▼
SAFETY NATIONAL CASUALTY CORP	MOPs Filed	Timely MOPs	Compliance	NOCs Filed	Timely NOCs	Compliance
SAFETY NATIONAL CASUALTY CORP	*	*	*	*	*	*
Total	*	*	*	*	*	*
SAFETY NATIONAL CASUALTY CORP TPA Administered Claims						
CA040 BROADSPIRE SERVICES	4	4	100%	2	2	100%
CA070 CANNON COCHRAN MANAGEMENT SERVICES	2	2	100%	3	3	100%
CA116 CORVEL ENTERPRISE COMP	9	3	33%	1	1	100%
CA190 GALLAGHER BASSETT SERVICES	9	8	89%	No Filings	No Filings	No Filings
CA300 SEDGWICK CLAIMS MANAGEMENT SERVICES	8	8	100%	10	9	90%
TPA Total	32	25	78% ▼	16	15	94% ▲
SAFETY NATIONAL CASUALTY CORP Group Total	32	25	78% ▼	16	15	94% ▲
SEDGWICK CLAIMS MANAGEMENT SERVICES	MOPs Filed	Timely MOPs	Compliance	NOCs Filed	Timely NOCs	Compliance
CA300 SEDGWICK CLAIMS MANAGEMENT SERVICES	182	177	97%	153	151	99%
Total	182	177	97% ▲	153	151	99% ▲
SEDGWICK CLAIMS MANAGEMENT SERVICES Group Total	182	177	97% ▲	153	151	99% ▲

INSURANCE GROUP COMPLIANCE
Initial MOP and Initial Indemnity NOC Filings
Annual
1/1/2018 - 12/31/2018

Insurance Company	Total Initial MOPs Filed	Initial MOPs Filed Timely	Compliance Percentage	Total Initial Indemnity NOCs Filed	Initial Indemnity NOCs Filed Timely	Compliance Percentage
SENTRY INSURANCE	MOPs Filed	Timely MOPs	Compliance	NOCs Filed	Timely NOCs	Compliance
CA402 SENTRY CASUALTY	36	27	75%	6	6	100%
CA305 SENTRY INSURANCE	5	5	100%	4	4	100%
CA308 SENTRY SELECT INSURANCE	No Filings	No Filings	No Filings	No Filings	No Filings	No Filings
Total	41	32	78% ▼	10	10	100% ▲
SENTRY INSURANCE Group Total	41	32	78% ▼	10	10	100% ▲
SOMPO JAPAN INSURANCE	MOPs Filed	Timely MOPs	Compliance	NOCs Filed	Timely NOCs	Compliance
SOMPO JAPAN INSURANCE COMPANY OF AMERICA	*	*	*	*	*	*
Total	*	*	*	*	*	*
SOMPO JAPAN INSURANCE TPA Administered Claims						
CA040 BROADSPIRE SERVICES	2	2	100%	No Filings	No Filings	No Filings
TPA Total	2	2	100% ▲	No Filings	No Filings	No Filings
SOMPO JAPAN INSURANCE Group Total	2	2	100% ▲	No Filings	No Filings	No Filings
STARR INDEMNITY INSURANCE	MOPs Filed	Timely MOPs	Compliance	NOCs Filed	Timely NOCs	Compliance
STARR INDEMNITY INSURANCE	*	*	*	*	*	*
Total	*	*	*	*	*	*
STARR INDEMNITY INSURANCE TPA Administered Claims						
CA160 ESIS	3	2	67%	3	3	100%
CA190 GALLAGHER BASSETT SERVICES	7	7	100%	No Filings	No Filings	No Filings
CA300 SEDGWICK CLAIMS MANAGEMENT SERVICES	3	3	100%	No Filings	No Filings	No Filings
TPA Total	13	12	92% ▲	3	3	100% ▲
STARR INDEMNITY INSURANCE Group Total	13	12	92% ▲	3	3	100% ▲
STATE OF MAINE WORKERS' COMPENSATION TRUST	MOPs Filed	Timely MOPs	Compliance	NOCs Filed	Timely NOCs	Compliance
CA307 STATE OF MAINE WORKERS' COMPENSATION TRUST	159	149	94%	129	124	96%
Total	159	149	94% ▲	129	124	96% ▲
STATE OF MAINE WORKERS' COMPENSATION TRUST Group Total	159	149	94% ▲	129	124	96% ▲
SYNERNET	MOPs Filed	Timely MOPs	Compliance	NOCs Filed	Timely NOCs	Compliance
CA320 SYNERNET	68	61	90%	150	143	95%
Total	68	61	90% ▲	150	143	95% ▲
SYNERNET Group Total	68	61	90% ▲	150	143	95% ▲
T.H.E. INSURANCE	MOPs Filed	Timely MOPs	Compliance	NOCs Filed	Timely NOCs	Compliance
CA317 T.H.E. INSURANCE	No Filings	No Filings	No Filings	No Filings	No Filings	No Filings
Total	No Filings	No Filings	No Filings	No Filings	No Filings	No Filings
T.H.E. INSURANCE Group Total	No Filings	No Filings	No Filings	No Filings	No Filings	No Filings

INSURANCE GROUP COMPLIANCE
Initial MOP and Initial Indemnity NOC Filings
Annual
1/1/2018 - 12/31/2018

Insurance Company	Total Initial MOPs Filed	Initial MOPs Filed Timely	Compliance Percentage	Total Initial Indemnity NOCs Filed	Initial Indemnity NOCs Filed Timely	Compliance Percentage
THE AMERICAN EQUITY UNDERWRITERS	MOPs Filed	Timely MOPs	Compliance	NOCs Filed	Timely NOCs	Compliance
CA323 THE AMERICAN EQUITY UNDERWRITERS	1	0	0%	No Filings	No Filings	No Filings
Total	1	0	0% ▼	No Filings	No Filings	No Filings
THE AMERICAN EQUITY UNDERWRITERS Group Total	1	0	0% ▼	No Filings	No Filings	No Filings
TOKIO MARINE INSURANCE	MOPs Filed	Timely MOPs	Compliance	NOCs Filed	Timely NOCs	Compliance
CA414 TOKIO MARINE AMERICA INSURANCE	No Filings	No Filings	No Filings	No Filings	No Filings	No Filings
Total	No Filings	No Filings	No Filings	No Filings	No Filings	No Filings
TOKIO MARINE INSURANCE Group Total	No Filings	No Filings	No Filings	No Filings	No Filings	No Filings
TRAVELERS INSURANCE	MOPs Filed	Timely MOPs	Compliance	NOCs Filed	Timely NOCs	Compliance
CA072 CHARTER OAK FIRE INSURANCE	49	23	47%	24	18	75%
CA164 FARMINGTON CASUALTY	No Filings	No Filings	No Filings	No Filings	No Filings	No Filings
CA284 PHOENIX INSURANCE	2	0	0%	No Filings	No Filings	No Filings
CA306 STANDARD FIRE INSURANCE	8	4	50%	1	1	100%
CA347 TRAVELERS CASUALTY & SURETY	5	4	80%	1	1	100%
CA348 TRAVELERS CASUALTY INSURANCE COMPANY OF AMERICA	4	1	25%	1	1	100%
CA349 TRAVELERS COMMERCIAL CASUALTY	6	4	67%	2	2	100%
CA343 TRAVELERS INDEMNITY COMPANY	1	0	0%	No Filings	No Filings	No Filings
CA346 TRAVELERS INDEMNITY COMPANY OF AMERICA	3	1	33%	2	2	100%
CA345 TRAVELERS PROPERTY CASUALTY INSURANCE	2	1	50%	No Filings	No Filings	No Filings
Total	80	38	48% ▼	31	25	81% ▼
TRAVELERS INSURANCE TPA Administered Claims						
CA040 BROADSPIRE SERVICES	1	1	100%	No Filings	No Filings	No Filings
CA117 COTTINGHAM & BUTLER CLAIMS SERVICES	1	0	0%	No Filings	No Filings	No Filings
CA190 GALLAGHER BASSETT SERVICES	6	5	83%	1	1	100%
CA204 HELMSMAN MANAGEMENT SERVICES	No Filings	No Filings	No Filings	1	1	100%
CA300 SEDGWICK CLAIMS MANAGEMENT SERVICES	2	2	100%	4	4	100%
CA340 YORK RISK SERVICES	1	0	0%	No Filings	No Filings	No Filings
TPA Total	11	8	73% ▼	6	6	100% ▲
TRAVELERS INSURANCE Group Total	91	46	51% ▼	37	31	84% ▼
TRISTAR RISK ENTERPRISE MANAGEMENT	MOPs Filed	Timely MOPs	Compliance	NOCs Filed	Timely NOCs	Compliance
CA280 TRISTAR RISK ENTERPRISE MANAGEMENT	No Filings	No Filings	No Filings	1	0	0%
Total	No Filings	No Filings	No Filings	1	0	0% ▼
TRISTAR RISK ENTERPRISE MANAGEMENT Group Total	No Filings	No Filings	No Filings	1	0	0% ▼

INSURANCE GROUP COMPLIANCE
Initial MOP and Initial Indemnity NOC Filings
Annual
1/1/2018 - 12/31/2018

Insurance Company	Total Initial MOPs Filed	Initial MOPs Filed Timely	Compliance Percentage	Total Initial Indemnity NOCs Filed	Initial Indemnity NOCs Filed Timely	Compliance Percentage
TYSON FOODS INC	MOPs Filed	Timely MOPs	Compliance	NOCs Filed	Timely NOCs	Compliance
CA435 TYSON FOODS INC	1	0	0%	No Filings	No Filings	No Filings
Total	1	0	0% ▼	No Filings	No Filings	No Filings
TYSON FOODS INC Group Total	1	0	0% ▼	No Filings	No Filings	No Filings
UTICA MUTUAL INSURANCE	MOPs Filed	Timely MOPs	Compliance	NOCs Filed	Timely NOCs	Compliance
CA324 UTICA MUTUAL INSURANCE	1	0	0%	No Filings	No Filings	No Filings
Total	1	0	0% ▼	No Filings	No Filings	No Filings
UTICA MUTUAL INSURANCE Group Total	1	0	0% ▼	No Filings	No Filings	No Filings
VANLINER INSURANCE	MOPs Filed	Timely MOPs	Compliance	NOCs Filed	Timely NOCs	Compliance
CA379 VANLINER INSURANCE	1	1	100%	No Filings	No Filings	No Filings
Total	1	1	100% ▲	No Filings	No Filings	No Filings
VANLINER INSURANCE Group Total	1	1	100% ▲	No Filings	No Filings	No Filings
XL INSURANCE	MOPs Filed	Timely MOPs	Compliance	NOCs Filed	Timely NOCs	Compliance
CA384 XL INSURANCE	*	*	*	*	*	*
Total	*	*	*	*	*	*
XL INSURANCE TPA Administered Claims						
CA040 BROADSPIRE SERVICES	1	1	100%	No Filings	No Filings	No Filings
CA116 CORVEL ENTERPRISE COMP	7	5	71%	1	0	0%
CA117 COTTINGHAM & BUTLER CLAIMS SERVICES	1	1	100%	No Filings	No Filings	No Filings
CA160 ESIS	3	1	33%	No Filings	No Filings	No Filings
CA190 GALLAGHER BASSETT SERVICES	17	13	76%	9	9	100%
CA300 SEDGWICK CLAIMS MANAGEMENT SERVICES	10	10	100%	5	5	100%
TPA Total	39	31	79% ▼	15	14	93% ▲
XL INSURANCE Group Total	39	31	79% ▼	15	14	93% ▲
YORK RISK SERVICES	MOPs Filed	Timely MOPs	Compliance	NOCs Filed	Timely NOCs	Compliance
CA340 YORK RISK SERVICES	13	9	69%	5	5	100%
Total	13	9	69% ▼	5	5	100% ▲
YORK RISK SERVICES Group Total	13	9	69% ▼	5	5	100% ▲

INSURANCE GROUP COMPLIANCE
Initial MOP and Initial Indemnity NOC Filings
Annual
1/1/2018 - 12/31/2018

Insurance Company	Total Initial MOPs Filed	Initial MOPs Filed Timely	Compliance Percentage	Total Initial Indemnity NOCs Filed	Initial Indemnity NOCs Filed Timely	Compliance Percentage
ZURICH INSURANCE	MOPs Filed	Timely MOPs	Compliance	NOCs Filed	Timely NOCs	Compliance
CA022 AMERICAN ZURICH	7	4	57%	5	5	100%
CA400 ZURICH AMERICAN INSURANCE	12	10	83%	8	8	100%
CA404 ZURICH AMERICAN INSURANCE COMPANY OF ILLINOIS	3	2	67%	1	1	100%
Total	22	16	73% ▼	14	14	100% ▲
ZURICH INSURANCE TPA Administered Claims						
CA040 BROADSPIRE SERVICES	1	1	100%	No Filings	No Filings	No Filings
CA116 CORVEL ENTERPRISE COMP	1	0	0%	No Filings	No Filings	No Filings
CA160 ESIS	2	1	50%	2	1	50%
CA190 GALLAGHER BASSETT SERVICES	19	17	89%	5	4	80%
CA204 HELMSMAN MANAGEMENT SERVICES	1	1	100%	No Filings	No Filings	No Filings
CA300 SEDGWICK CLAIMS MANAGEMENT SERVICES	10	10	100%	7	7	100%
TPA Total	34	30	88% ▲	14	12	86% ▼
ZURICH INSURANCE Group Total	56	46	82% ▼	28	26	93% ▲

IN-STATE GROUP COMPLIANCE
Lost Time FROI and Initial Indemnity Payments
Annual
1/1/2018 - 12/31/2018

		Total Lost Time FROIs Filed	Lost Time FROIs Filed Timely	Compliance Percentage	Total Initial Indemnity Payments Made	Initial Indemnity Payments Made Timely	Compliance Percentage
ACADIA INSURANCE		FROIs Filed	Timely FROIs	Compliance	Payments Made	Timely Payments	Compliance
CA010	Group Total	263	189	72% ▼	80	66	83% ▼
BATH IRON WORKS		FROIs Filed	Timely FROIs	Compliance	Payments Made	Timely Payments	Compliance
CA036	Group Total	356	347	97% ▲	50	49	98% ▲
CANNON COCHRAN MANAGEMENT SERVICES		FROIs Filed	Timely FROIs	Compliance	Payments Made	Timely Payments	Compliance
CA070	Group Total	346	280	81% ▼	96	88	92% ▲
CIANBRO CORPORATION		FROIs Filed	Timely FROIs	Compliance	Payments Made	Timely Payments	Compliance
CA085	Group Total	5	4	80% ▼	2	1	50% ▼
CROSS INSURANCE		FROIs Filed	Timely FROIs	Compliance	Payments Made	Timely Payments	Compliance
CA093	Group Total	1232	1165	95% ▲	133	126	95% ▲
FRANKENMUTH INSURANCE		FROIs Filed	Timely FROIs	Compliance	Payments Made	Timely Payments	Compliance
CA274	Group Total	1	1	100% ▲	No Filings	No Filings	No Filings
FUTURECOMP		FROIs Filed	Timely FROIs	Compliance	Payments Made	Timely Payments	Compliance
CA175	Group Total	192	180	94% ▲	41	36	88% ▲
GREAT FALLS INSURANCE		FROIs Filed	Timely FROIs	Compliance	Payments Made	Timely Payments	Compliance
	Group Total	90	59	66% ▼	27	24	89% ▲
HANNAFORD BROTHERS		FROIs Filed	Timely FROIs	Compliance	Payments Made	Timely Payments	Compliance
CA201	Group Total	312	212	68% ▼	108	64	59% ▼
MAINE AUTOMOBILE DEALERS ASSOCIATION		FROIs Filed	Timely FROIs	Compliance	Payments Made	Timely Payments	Compliance
CA220	Group Total	125	119	95% ▲	48	45	94% ▲
MAINE EMPLOYERS' MUTUAL INSURANCE		FROIs Filed	Timely FROIs	Compliance	Payments Made	Timely Payments	Compliance
CA260	Group Total	5458	4371	80% ▼	1264	1161	92% ▲
MAINE HEALTHCARE ASSOCIATION		FROIs Filed	Timely FROIs	Compliance	Payments Made	Timely Payments	Compliance
CA234	Group Total	100	79	79% ▼	19	13	68% ▼
MAINE MOTOR TRANSPORT ASSOCIATION		FROIs Filed	Timely FROIs	Compliance	Payments Made	Timely Payments	Compliance
CA230	Group Total	187	182	97% ▲	35	32	91% ▲
MAINE MUNICIPAL ASSOCIATION		FROIs Filed	Timely FROIs	Compliance	Payments Made	Timely Payments	Compliance
CA225	Group Total	809	765	95% ▲	235	225	96% ▲

IN-STATE GROUP COMPLIANCE

Lost Time FROI and Initial Indemnity Payments

Annual

1/1/2018 - 12/31/2018

		Total Lost Time FROIs Filed	Lost Time FROIs Filed Timely	Compliance Percentage		Total Initial Indemnity Payments Made	Initial Indemnity Payments Made Timely	Compliance Percentage
MAINE SCHOOL MANAGEMENT ASSOCIATION		FROIs Filed	Timely FROIs	Compliance		Payments Made	Timely Payments	Compliance
CA250	Group Total	340	302	89% ▲		90	85	94% ▲
SEDGWICK CLAIMS MANAGEMENT SERVICES		FROIs Filed	Timely FROIs	Compliance		Payments Made	Timely Payments	Compliance
CA300	Group Total	767	718	94% ▲		182	178	98% ▲
STATE OF MAINE WORKERS' COMPENSATION TRUST		FROIs Filed	Timely FROIs	Compliance		Payments Made	Timely Payments	Compliance
CA307	Group Total	657	581	88% ▲		159	154	97% ▲
SYNERNET		FROIs Filed	Timely FROIs	Compliance		Payments Made	Timely Payments	Compliance
CA320	Group Total	535	481	90% ▲		68	59	87% ▲
		FROIs Filed	Timely FROIs	Compliance		Payments Made	Timely Payments	Compliance
	TOTAL IN-STATE	11,775	10,035	85% ▲		2,637	2,406	91% ▲

Maine Workers' Compensation Board

Lost Time FROI Filing Benchmark: 85%

Initial Indemnity Payment Benchmark: 87%

* Indicates no claims activity

▲ Indicates benchmark met or exceeded

▼ Indicates benchmark not met

IN-STATE GROUP COMPLIANCE
Initial MOP and Initial Indemnity NOC Filings
Annual
1/1/2018 - 12/31/2018

		Total Initial MOPs Filed	Initial MOPs Filed Timely	Compliance Percentage	Total Initial Indemnity NOCs Filed	Initial Indemnity NOCs Filed Timely	Compliance Percentage
	ACADIA INSURANCE	MOPs Filed	Timely MOPs	Compliance	NOCs Filed	Timely NOCs	Compliance
CA010	Group Total	80	74	93% ▲	40	40	100% ▲
	BATH IRON WORKS	MOPs Filed	Timely MOPs	Compliance	NOCs Filed	Timely NOCs	Compliance
CA036	Group Total	50	49	98% ▲	34	33	97% ▲
	CANNON COCHRAN MANAGEMENT SERVICES	MOPs Filed	Timely MOPs	Compliance	NOCs Filed	Timely NOCs	Compliance
CA070	Group Total	96	89	93% ▲	48	43	90% ▲
	CIANBRO CORPORATION	MOPs Filed	Timely MOPs	Compliance	NOCs Filed	Timely NOCs	Compliance
CA085	Group Total	2	1	50% ▼	1	1	100% ▲
	CROSS INSURANCE	MOPs Filed	Timely MOPs	Compliance	NOCs Filed	Timely NOCs	Compliance
CA093	Group Total	133	125	94% ▲	234	232	99% ▲
	FRANKENMUTH INSURANCE	MOPs Filed	Timely MOPs	Compliance	NOCs Filed	Timely NOCs	Compliance
CA274	Group Total	No Filings	No Filings	No Filings	No Filings	No Filings	No Filings
	FUTURECOMP	MOPs Filed	Timely MOPs	Compliance	NOCs Filed	Timely NOCs	Compliance
CA175	Group Total	41	33	80% ▼	41	39	95% ▲
	GREAT FALLS INSURANCE	MOPs Filed	Timely MOPs	Compliance	NOCs Filed	Timely NOCs	Compliance
	Group Total	27	25	93% ▲	14	14	100% ▲
	HANNAFORD BROTHERS	MOPs Filed	Timely MOPs	Compliance	NOCs Filed	Timely NOCs	Compliance
CA201	Group Total	108	60	56% ▼	33	21	64% ▼
	MAINE AUTOMOBILE DEALERS ASSOCIATION	MOPs Filed	Timely MOPs	Compliance	NOCs Filed	Timely NOCs	Compliance
CA220	Group Total	48	48	100% ▲	12	12	100% ▲
	MAINE EMPLOYERS' MUTUAL INSURANCE	MOPs Filed	Timely MOPs	Compliance	NOCs Filed	Timely NOCs	Compliance
CA260	Group Total	1264	1135	90% ▲	1044	984	94% ▲
	MAINE HEALTHCARE ASSOCIATION	MOPs Filed	Timely MOPs	Compliance	NOCs Filed	Timely NOCs	Compliance
CA234	Group Total	19	13	68% ▼	19	19	100% ▲
	MAINE MOTOR TRANSPORT ASSOCIATION	MOPs Filed	Timely MOPs	Compliance	NOCs Filed	Timely NOCs	Compliance
CA230	Group Total	35	34	97% ▲	26	26	100% ▲

IN-STATE GROUP COMPLIANCE

Initial MOP and Initial Indemnity NOC Filings

Annual

1/1/2018 - 12/31/2018

		Total Initial MOPs Filed	Initial MOPs Filed Timely	Compliance Percentage		Total Initial Indemnity NOCs Filed	Initial Indemnity NOCs Filed Timely	Compliance Percentage
MAINE MUNICIPAL ASSOCIATION		MOPs Filed	Timely MOPs	Compliance		NOCs Filed	Timely NOCs	Compliance
CA225	Group Total	235	216	92% ▲		202	200	99% ▲
MAINE SCHOOL MANAGEMENT ASSOCIATION		MOPs Filed	Timely MOPs	Compliance		NOCs Filed	Timely NOCs	Compliance
CA250	Group Total	90	88	98% ▲		39	38	97% ▲
SEDGWICK CLAIMS MANAGEMENT SERVICES		MOPs Filed	Timely MOPs	Compliance		NOCs Filed	Timely NOCs	Compliance
CA300	Group Total	182	177	97% ▲		153	151	99% ▲
STATE OF MAINE WORKERS' COMPENSATION TRUST		MOPs Filed	Timely MOPs	Compliance		NOCs Filed	Timely NOCs	Compliance
CA307	Group Total	159	149	94% ▲		129	124	96% ▲
SYNERNET		MOPs Filed	Timely MOPs	Compliance		NOCs Filed	Timely NOCs	Compliance
CA320	Group Total	68	61	90% ▲		150	143	95% ▲
		MOPs Filed	Timely MOPs	Compliance		NOCs Filed	Timely NOCs	Compliance
TOTAL IN-STATE		2,637	2,377	90% ▲		2,219	2,120	96% ▲

Maine Workers' Compensation Board

Initial MOP Filing Benchmark: 85%

Initial Indemnity NOC Benchmark: 90%

* Indicates no claims activity

▲ Indicates benchmark met or exceeded

▼ Indicates benchmark not met

OUT-OF-STATE GROUP COMPLIANCE
Lost Time FROI and Initial Indemnity Payments
Annual
1/1/2018 - 12/31/2018

		Total Lost Time FROIs Filed	Lost Time FROIs Filed Timely	Compliance Percentage	Total Initial Indemnity Payments Made	Initial Indemnity Payments Made Timely	Compliance Percentage
ACCIDENT FUND INSURANCE		FROIs Filed	Timely FROIs	Compliance	Payments Made	Timely Payments	Compliance
	Group Total	2	0	0% ▼	2	2	100% ▲
ACUITY MUTUAL INSURANCE		FROIs Filed	Timely FROIs	Compliance	Payments Made	Timely Payments	Compliance
CA418	Group Total	4	3	75% ▼	No Filings	No Filings	No Filings
AIG INSURANCE		FROIs Filed	Timely FROIs	Compliance	Payments Made	Timely Payments	Compliance
CA160	Group Total	352	299	85% ▲	115	97	84% ▼
ALLIANZ INSURANCE		FROIs Filed	Timely FROIs	Compliance	Payments Made	Timely Payments	Compliance
	Group Total	2	1	50% ▼	No Filings	No Filings	No Filings
ALTERNATIVE SERVICE CONCEPTS LLC		FROIs Filed	Timely FROIs	Compliance	Payments Made	Timely Payments	Compliance
CA012	Group Total	1	0	0% ▼	No Filings	No Filings	No Filings
AMERISURE INSURANCE		FROIs Filed	Timely FROIs	Compliance	Payments Made	Timely Payments	Compliance
CA340	Group Total	2	0	0% ▼	No Filings	No Filings	No Filings
AMTRUST INSURANCE		FROIs Filed	Timely FROIs	Compliance	Payments Made	Timely Payments	Compliance
CA342	Group Total	90	66	73% ▼	29	25	86% ▼
ARCH INSURANCE		FROIs Filed	Timely FROIs	Compliance	Payments Made	Timely Payments	Compliance
	Group Total	76	54	71% ▼	29	21	72% ▼
BENCHMARK INSURANCE		FROIs Filed	Timely FROIs	Compliance	Payments Made	Timely Payments	Compliance
CA040	Group Total	4	1	25% ▼	2	2	100% ▲
BERKSHIRE HATHAWAY INSURANCE		FROIs Filed	Timely FROIs	Compliance	Payments Made	Timely Payments	Compliance
CA114	Group Total	8	1	13% ▼	8	7	88% ▲
BROADSPIRE SERVICES		FROIs Filed	Timely FROIs	Compliance	Payments Made	Timely Payments	Compliance
CA040	Group Total	55	43	78% ▼	20	18	90% ▲
CHEROKEE INSURANCE		FROIs Filed	Timely FROIs	Compliance	Payments Made	Timely Payments	Compliance
CA044	Group Total	No Filings	No Filings	No Filings	1	1	100% ▲
CHESTERFIELD SERVICES		FROIs Filed	Timely FROIs	Compliance	Payments Made	Timely Payments	Compliance
CA080	Group Total	3	1	33% ▼	3	3	100% ▲
CHUBB INSURANCE		FROIs Filed	Timely FROIs	Compliance	Payments Made	Timely Payments	Compliance
CA046	Group Total	606	491	81% ▼	212	190	90% ▲

OUT-OF-STATE GROUP COMPLIANCE
Lost Time FROI and Initial Indemnity Payments
Annual
1/1/2018 - 12/31/2018

		Total Lost Time FROIs Filed	Lost Time FROIs Filed Timely	Compliance Percentage	Total Initial Indemnity Payments Made	Initial Indemnity Payments Made Timely	Compliance Percentage
CHURCH MUTUAL INSURANCE		FROIs Filed	Timely FROIs	Compliance	Payments Made	Timely Payments	Compliance
CA084	Group Total	4	0	0% ▼	4	3	75% ▼
CINCINNATI INSURANCE		FROIs Filed	Timely FROIs	Compliance	Payments Made	Timely Payments	Compliance
CA438	Group Total	No Filings	No Filings	No Filings	2	2	100% ▲
CLAIMS MANAGEMENT (WALMART)		FROIs Filed	Timely FROIs	Compliance	Payments Made	Timely Payments	Compliance
CA100	Group Total	220	183	83% ▼	21	20	95% ▲
CNA INSURANCE		FROIs Filed	Timely FROIs	Compliance	Payments Made	Timely Payments	Compliance
CA017	Group Total	15	13	87% ▲	6	5	83% ▼
CONSTITUTION STATE SERVICES		FROIs Filed	Timely FROIs	Compliance	Payments Made	Timely Payments	Compliance
CA110	Group Total	44	21	48% ▼	28	24	86% ▼
CONTINENTAL INDEMNITY		FROIs Filed	Timely FROIs	Compliance	Payments Made	Timely Payments	Compliance
CA115	Group Total	5	0	0% ▼	5	5	100% ▲
CORVEL ENTERPRISE COMP		FROIs Filed	Timely FROIs	Compliance	Payments Made	Timely Payments	Compliance
CA116	Group Total	80	26	33% ▼	29	16	55% ▼
COTTINGHAM & BUTLER CLAIMS SERVICES		FROIs Filed	Timely FROIs	Compliance	Payments Made	Timely Payments	Compliance
CA117	Group Total	12	9	75% ▼	11	8	73% ▼
EASTERN ALLIANCE INSURANCE		FROIs Filed	Timely FROIs	Compliance	Payments Made	Timely Payments	Compliance
CA141	Group Total	218	144	66% ▼	73	61	84% ▼
ELECTRIC INSURANCE		FROIs Filed	Timely FROIs	Compliance	Payments Made	Timely Payments	Compliance
CA150	Group Total	16	16	100% ▲	6	6	100% ▲
ESIS		FROIs Filed	Timely FROIs	Compliance	Payments Made	Timely Payments	Compliance
CA160	Group Total	107	51	48% ▼	43	27	63% ▼
EVEREST REINS HOLDINGS GROUP		FROIs Filed	Timely FROIs	Compliance	Payments Made	Timely Payments	Compliance
	Group Total	1	1	100% ▲	No Filings	No Filings	No Filings
FEDERATED MUTUAL INSURANCE		FROIs Filed	Timely FROIs	Compliance	Payments Made	Timely Payments	Compliance
CA091	Group Total	20	13	65% ▼	11	8	73% ▼
GALLAGHER BASSETT SERVICES		FROIs Filed	Timely FROIs	Compliance	Payments Made	Timely Payments	Compliance
CA190	Group Total	344	255	74% ▼	142	120	85% ▼
GREAT AMERICAN INSURANCE		FROIs Filed	Timely FROIs	Compliance	Payments Made	Timely Payments	Compliance
CA323	Group Total	5	3	60% ▼	1	0	0% ▼

Maine Workers' Compensation Board
Lost Time FROI Filing Benchmark: 85%
Initial Indemnity Payment Benchmark: 87%

* Indicates no claims activity
▲ Indicates benchmark met or exceeded
▼ Indicates benchmark not met

OUT-OF-STATE GROUP COMPLIANCE
Lost Time FROI and Initial Indemnity Payments
Annual
1/1/2018 - 12/31/2018

		Total Lost Time FROIs Filed	Lost Time FROIs Filed Timely	Compliance Percentage	Total Initial Indemnity Payments Made	Initial Indemnity Payments Made Timely	Compliance Percentage
GREAT WEST INSURANCE		FROIs Filed	Timely FROIs	Compliance	Payments Made	Timely Payments	Compliance
CA196	Group Total	3	0	0% ▼	3	3	100% ▲
GUARD INSURANCE		FROIs Filed	Timely FROIs	Compliance	Payments Made	Timely Payments	Compliance
CA019	Group Total	62	28	45% ▼	22	17	77% ▼
HANNOVER INSURANCE		FROIs Filed	Timely FROIs	Compliance	Payments Made	Timely Payments	Compliance
	Group Total	6	4	67% ▼	2	2	100% ▲
HANOVER INSURANCE		FROIs Filed	Timely FROIs	Compliance	Payments Made	Timely Payments	Compliance
CA428	Group Total	90	71	79% ▼	23	20	87% ▲
HARTFORD INSURANCE		FROIs Filed	Timely FROIs	Compliance	Payments Made	Timely Payments	Compliance
CA188	Group Total	224	175	78% ▼	62	57	92% ▲
HELMSMAN MANAGEMENT SERVICES		FROIs Filed	Timely FROIs	Compliance	Payments Made	Timely Payments	Compliance
CA204	Group Total	67	41	61% ▼	22	15	68% ▼
LIBERTY MUTUAL INSURANCE		FROIs Filed	Timely FROIs	Compliance	Payments Made	Timely Payments	Compliance
CA003	Group Total	290	222	77% ▼	119	100	84% ▼
MEADOWBROOK INSURANCE		FROIs Filed	Timely FROIs	Compliance	Payments Made	Timely Payments	Compliance
CA255	Group Total	5	4	80% ▼	2	2	100% ▲
MITSUI SUMITOMO INS CO OF AMERICA		FROIs Filed	Timely FROIs	Compliance	Payments Made	Timely Payments	Compliance
CA190	Group Total	1	1	100% ▲	1	1	100% ▲
NATIONAL INTERSTATE INSURANCE		FROIs Filed	Timely FROIs	Compliance	Payments Made	Timely Payments	Compliance
CA267	Group Total	3	2	67% ▼	2	1	50% ▼
NATIONWIDE INSURANCE		FROIs Filed	Timely FROIs	Compliance	Payments Made	Timely Payments	Compliance
CA198	Group Total	3	1	33% ▼	3	2	67% ▼
NEXT LEVEL ADMINISTRATOR LLC		FROIs Filed	Timely FROIs	Compliance	Payments Made	Timely Payments	Compliance
CA433	Group Total	1	0	0% ▼	1	0	0% ▼
NGM INSURANCE		FROIs Filed	Timely FROIs	Compliance	Payments Made	Timely Payments	Compliance
CA265	Group Total	5	1	20% ▼	1	0	0% ▼
NORTH RIVER INSURANCE		FROIs Filed	Timely FROIs	Compliance	Payments Made	Timely Payments	Compliance
CA257	Group Total	6	4	67% ▼	2	2	100% ▲
OLD REPUBLIC INSURANCE		FROIs Filed	Timely FROIs	Compliance	Payments Made	Timely Payments	Compliance
	Group Total	90	71	79% ▼	24	23	96% ▲

Maine Workers' Compensation Board
Lost Time FROI Filing Benchmark: 85%
Initial Indemnity Payment Benchmark: 87%

* Indicates no claims activity
▲ Indicates benchmark met or exceeded
▼ Indicates benchmark not met

OUT-OF-STATE GROUP COMPLIANCE
Lost Time FROI and Initial Indemnity Payments
Annual
1/1/2018 - 12/31/2018

		Total Lost Time FROIs Filed	Lost Time FROIs Filed Timely	Compliance Percentage	Total Initial Indemnity Payments Made	Initial Indemnity Payments Made Timely	Compliance Percentage
PENNSYLVANIA MFG ASSN		FROIs Filed	Timely FROIs	Compliance	Payments Made	Timely Payments	Compliance
	Group Total	44	37	84% ▼	12	7	58% ▼
PROTECTIVE INSURANCE		FROIs Filed	Timely FROIs	Compliance	Payments Made	Timely Payments	Compliance
CA277	Group Total	5	0	0% ▼	1	0	0% ▼
QBE INSURANCE GROUP		FROIs Filed	Timely FROIs	Compliance	Payments Made	Timely Payments	Compliance
CA190	Group Total	33	26	79% ▼	7	7	100% ▲
RYDER SERVICES		FROIs Filed	Timely FROIs	Compliance	Payments Made	Timely Payments	Compliance
CA295	Group Total	2	0	0% ▼	1	1	100% ▲
SAFETY NATIONAL CASUALTY CORP		FROIs Filed	Timely FROIs	Compliance	Payments Made	Timely Payments	Compliance
CA040	Group Total	124	87	70% ▼	32	24	75% ▼
SENTRY INSURANCE		FROIs Filed	Timely FROIs	Compliance	Payments Made	Timely Payments	Compliance
CA402	Group Total	84	53	63% ▼	41	30	73% ▼
SOMPO JAPAN INSURANCE		FROIs Filed	Timely FROIs	Compliance	Payments Made	Timely Payments	Compliance
	Group Total	2	1	50% ▼	2	2	100% ▲
STARR INDEMNITY INSURANCE		FROIs Filed	Timely FROIs	Compliance	Payments Made	Timely Payments	Compliance
	Group Total	21	17	81% ▼	13	12	92% ▲
T.H.E. INSURANCE		FROIs Filed	Timely FROIs	Compliance	Payments Made	Timely Payments	Compliance
CA317	Group Total	1	0	0% ▼	No Filings	No Filings	No Filings
THE AMERICAN EQUITY UNDERWRITERS		FROIs Filed	Timely FROIs	Compliance	Payments Made	Timely Payments	Compliance
CA323	Group Total	6	3	50% ▼	1	0	0% ▼
TOKIO MARINE INSURANCE		FROIs Filed	Timely FROIs	Compliance	Payments Made	Timely Payments	Compliance
CA414	Group Total	1	0	0% ▼	No Filings	No Filings	No Filings
TRAVELERS INSURANCE		FROIs Filed	Timely FROIs	Compliance	Payments Made	Timely Payments	Compliance
CA072	Group Total	190	98	52% ▼	91	61	67% ▼
TRISTAR RISK ENTERPRISE MANAGEMENT		FROIs Filed	Timely FROIs	Compliance	Payments Made	Timely Payments	Compliance
CA280	Group Total	3	0	0% ▼	No Filings	No Filings	No Filings
TYSON FOODS INC		FROIs Filed	Timely FROIs	Compliance	Payments Made	Timely Payments	Compliance
CA435	Group Total	1	0	0% ▼	1	0	0% ▼
UTICA MUTUAL INSURANCE		FROIs Filed	Timely FROIs	Compliance	Payments Made	Timely Payments	Compliance
CA324	Group Total	1	0	0% ▼	1	0	0% ▼

Maine Workers' Compensation Board
Lost Time FROI Filing Benchmark: 85%
Initial Indemnity Payment Benchmark: 87%

* Indicates no claims activity
▲ Indicates benchmark met or exceeded
▼ Indicates benchmark not met

OUT-OF-STATE GROUP COMPLIANCE
Lost Time FROI and Initial Indemnity Payments
Annual
1/1/2018 - 12/31/2018

		Total Lost Time FROIs Filed	Lost Time FROIs Filed Timely	Compliance Percentage	Total Initial Indemnity Payments Made	Initial Indemnity Payments Made Timely	Compliance Percentage
VANLINER INSURANCE		FROIs Filed	Timely FROIs	Compliance	Payments Made	Timely Payments	Compliance
CA379	Group Total	1	0	0% ▼	1	1	100% ▲
XL INSURANCE		FROIs Filed	Timely FROIs	Compliance	Payments Made	Timely Payments	Compliance
CA384	Group Total	123	99	80% ▼	39	31	79% ▼
YORK RISK SERVICES		FROIs Filed	Timely FROIs	Compliance	Payments Made	Timely Payments	Compliance
CA340	Group Total	37	21	57% ▼	13	9	69% ▼
ZURICH INSURANCE		FROIs Filed	Timely FROIs	Compliance	Payments Made	Timely Payments	Compliance
CA022	Group Total	162	127	79% ▼	56	46	82% ▼
		FROIs Filed	Timely FROIs	Compliance	Payments Made	Timely Payments	Compliance
TOTAL OUT-OF-STATE		3,992	2,889	72% ▼	1,404	1,147	82% ▼

OUT-OF-STATE GROUP COMPLIANCE
Initial MOP and Initial Indemnity NOC Filings
Annual
1/1/2018 - 12/31/2018

		Total Initial MOPs Filed	Initial MOPs Filed Timely	Compliance Percentage	Total Initial Indemnity NOCs Filed	Initial Indemnity NOCs Filed Timely	Compliance Percentage
ACCIDENT FUND INSURANCE		MOPs Filed	Timely MOPs	Compliance	NOCs Filed	Timely NOCs	Compliance
	Group Total	2	2	100% ▲	No Filings	No Filings	No Filings
ACUITY MUTUAL INSURANCE		MOPs Filed	Timely MOPs	Compliance	NOCs Filed	Timely NOCs	Compliance
CA418	Group Total	No Filings	No Filings	No Filings	1	0	0% ▼
AIG INSURANCE		MOPs Filed	Timely MOPs	Compliance	NOCs Filed	Timely NOCs	Compliance
CA160	Group Total	115	104	90% ▲	103	98	95% ▲
ALLIANZ INSURANCE		MOPs Filed	Timely MOPs	Compliance	NOCs Filed	Timely NOCs	Compliance
	Group Total	No Filings	No Filings	No Filings	1	1	100% ▲
ALTERNATIVE SERVICE CONCEPTS LLC		MOPs Filed	Timely MOPs	Compliance	NOCs Filed	Timely NOCs	Compliance
CA012	Group Total	No Filings	No Filings	No Filings	No Filings	No Filings	No Filings
AMERISURE INSURANCE		MOPs Filed	Timely MOPs	Compliance	NOCs Filed	Timely NOCs	Compliance
CA340	Group Total	No Filings	No Filings	No Filings	No Filings	No Filings	No Filings
AMTRUST INSURANCE		MOPs Filed	Timely MOPs	Compliance	NOCs Filed	Timely NOCs	Compliance
CA342	Group Total	29	23	79% ▼	13	11	85% ▼
ARCH INSURANCE		MOPs Filed	Timely MOPs	Compliance	NOCs Filed	Timely NOCs	Compliance
	Group Total	29	23	79% ▼	16	15	94% ▲
BENCHMARK INSURANCE		MOPs Filed	Timely MOPs	Compliance	NOCs Filed	Timely NOCs	Compliance
CA040	Group Total	2	2	100% ▲	No Filings	No Filings	No Filings
BERKSHIRE HATHAWAY INSURANCE		MOPs Filed	Timely MOPs	Compliance	NOCs Filed	Timely NOCs	Compliance
CA114	Group Total	8	5	63% ▼	No Filings	No Filings	No Filings
BROADSPIRE SERVICES		MOPs Filed	Timely MOPs	Compliance	NOCs Filed	Timely NOCs	Compliance
CA040	Group Total	20	18	90% ▲	9	9	100% ▲
CHEROKEE INSURANCE		MOPs Filed	Timely MOPs	Compliance	NOCs Filed	Timely NOCs	Compliance
CA044	Group Total	1	0	0% ▼	No Filings	No Filings	No Filings
CHESTERFIELD SERVICES		MOPs Filed	Timely MOPs	Compliance	NOCs Filed	Timely NOCs	Compliance
CA080	Group Total	3	2	67% ▼	No Filings	No Filings	No Filings

Maine Workers' Compensation Board
Initial MOP Filing Benchmark: 85%
Initial Indemnity NOC Benchmark: 90%

* Indicates no claims activity
▲ Indicates benchmark met or exceeded
▼ Indicates benchmark not met

OUT-OF-STATE GROUP COMPLIANCE
Initial MOP and Initial Indemnity NOC Filings
Annual
1/1/2018 - 12/31/2018

		Total Initial MOPs Filed	Initial MOPs Filed Timely	Compliance Percentage	Total Initial Indemnity NOCs Filed	Initial Indemnity NOCs Filed Timely	Compliance Percentage
CHUBB INSURANCE		MOPs Filed	Timely MOPs	Compliance	NOCs Filed	Timely NOCs	Compliance
CA046	Group Total	212	188	89% ▲	120	112	93% ▲
CHURCH MUTUAL INSURANCE		MOPs Filed	Timely MOPs	Compliance	NOCs Filed	Timely NOCs	Compliance
CA084	Group Total	4	2	50% ▼	No Filings	No Filings	No Filings
CINCINNATI INSURANCE		MOPs Filed	Timely MOPs	Compliance	NOCs Filed	Timely NOCs	Compliance
CA438	Group Total	2	2	100% ▲	No Filings	No Filings	No Filings
CLAIMS MANAGEMENT (WALMART)		MOPs Filed	Timely MOPs	Compliance	NOCs Filed	Timely NOCs	Compliance
CA100	Group Total	21	17	81% ▼	46	41	89% ▼
CNA INSURANCE		MOPs Filed	Timely MOPs	Compliance	NOCs Filed	Timely NOCs	Compliance
CA017	Group Total	6	5	83% ▼	No Filings	No Filings	No Filings
CONSTITUTION STATE SERVICES		MOPs Filed	Timely MOPs	Compliance	NOCs Filed	Timely NOCs	Compliance
CA110	Group Total	28	23	82% ▼	14	11	79% ▼
CONTINENTAL INDEMNITY		MOPs Filed	Timely MOPs	Compliance	NOCs Filed	Timely NOCs	Compliance
CA115	Group Total	5	4	80% ▼	No Filings	No Filings	No Filings
CORVEL ENTERPRISE COMP		MOPs Filed	Timely MOPs	Compliance	NOCs Filed	Timely NOCs	Compliance
CA116	Group Total	29	15	52% ▼	4	1	25% ▼
COTTINGHAM & BUTLER CLAIMS SERVICES		MOPs Filed	Timely MOPs	Compliance	NOCs Filed	Timely NOCs	Compliance
CA117	Group Total	11	8	73% ▼	No Filings	No Filings	No Filings
EASTERN ALLIANCE INSURANCE		MOPs Filed	Timely MOPs	Compliance	NOCs Filed	Timely NOCs	Compliance
CA141	Group Total	73	59	81% ▼	19	17	89% ▼
ELECTRIC INSURANCE		MOPs Filed	Timely MOPs	Compliance	NOCs Filed	Timely NOCs	Compliance
CA150	Group Total	6	6	100% ▲	3	3	100% ▲
ESIS		MOPs Filed	Timely MOPs	Compliance	NOCs Filed	Timely NOCs	Compliance
CA160	Group Total	43	28	65% ▼	30	25	83% ▼
EVEREST REINS HOLDINGS GROUP		MOPs Filed	Timely MOPs	Compliance	NOCs Filed	Timely NOCs	Compliance
Group Total		No Filings	No Filings	No Filings	No Filings	No Filings	No Filings

OUT-OF-STATE GROUP COMPLIANCE
Initial MOP and Initial Indemnity NOC Filings
Annual
1/1/2018 - 12/31/2018

		Total Initial MOPs Filed	Initial MOPs Filed Timely	Compliance Percentage	Total Initial Indemnity NOCs Filed	Initial Indemnity NOCs Filed Timely	Compliance Percentage
FEDERATED MUTUAL INSURANCE		MOPs Filed	Timely MOPs	Compliance	NOCs Filed	Timely NOCs	Compliance
CA091	Group Total	11	3	27% ▼	3	2	67% ▼
GALLAGHER BASSETT SERVICES		MOPs Filed	Timely MOPs	Compliance	NOCs Filed	Timely NOCs	Compliance
CA190	Group Total	142	119	84% ▼	48	40	83% ▼
GREAT AMERICAN INSURANCE		MOPs Filed	Timely MOPs	Compliance	NOCs Filed	Timely NOCs	Compliance
CA323	Group Total	1	0	0% ▼	No Filings	No Filings	No Filings
GREAT WEST INSURANCE		MOPs Filed	Timely MOPs	Compliance	NOCs Filed	Timely NOCs	Compliance
CA196	Group Total	3	2	67% ▼	No Filings	No Filings	No Filings
GUARD INSURANCE		MOPs Filed	Timely MOPs	Compliance	NOCs Filed	Timely NOCs	Compliance
CA019	Group Total	22	17	77% ▼	1	1	100% ▲
HANNOVER INSURANCE		MOPs Filed	Timely MOPs	Compliance	NOCs Filed	Timely NOCs	Compliance
	Group Total	2	2	100% ▲	1	1	100% ▲
HANOVER INSURANCE		MOPs Filed	Timely MOPs	Compliance	NOCs Filed	Timely NOCs	Compliance
CA428	Group Total	23	18	78% ▼	11	10	91% ▲
HARTFORD INSURANCE		MOPs Filed	Timely MOPs	Compliance	NOCs Filed	Timely NOCs	Compliance
CA188	Group Total	62	55	89% ▲	43	39	91% ▲
HELMSMAN MANAGEMENT SERVICES		MOPs Filed	Timely MOPs	Compliance	NOCs Filed	Timely NOCs	Compliance
CA204	Group Total	22	17	77% ▼	14	11	79% ▼
LIBERTY MUTUAL INSURANCE		MOPs Filed	Timely MOPs	Compliance	NOCs Filed	Timely NOCs	Compliance
CA003	Group Total	119	100	84% ▼	57	55	96% ▲
MEADOWBROOK INSURANCE		MOPs Filed	Timely MOPs	Compliance	NOCs Filed	Timely NOCs	Compliance
CA255	Group Total	2	2	100% ▲	No Filings	No Filings	No Filings
MITSUI SUMITOMO INS CO OF AMERICA		MOPs Filed	Timely MOPs	Compliance	NOCs Filed	Timely NOCs	Compliance
CA190	Group Total	1	1	100% ▲	No Filings	No Filings	No Filings
NATIONAL INTERSTATE INSURANCE		MOPs Filed	Timely MOPs	Compliance	NOCs Filed	Timely NOCs	Compliance
CA267	Group Total	2	1	50% ▼	1	1	100% ▲

OUT-OF-STATE GROUP COMPLIANCE
Initial MOP and Initial Indemnity NOC Filings
Annual
1/1/2018 - 12/31/2018

		Total Initial MOPs Filed	Initial MOPs Filed Timely	Compliance Percentage	Total Initial Indemnity NOCs Filed	Initial Indemnity NOCs Filed Timely	Compliance Percentage
NATIONWIDE INSURANCE		MOPs Filed	Timely MOPs	Compliance	NOCs Filed	Timely NOCs	Compliance
CA198	Group Total	3	2	67% ▼	No Filings	No Filings	No Filings
NEXT LEVEL ADMINISTRATOR LLC		MOPs Filed	Timely MOPs	Compliance	NOCs Filed	Timely NOCs	Compliance
CA433	Group Total	1	0	0% ▼	No Filings	No Filings	No Filings
NGM INSURANCE		MOPs Filed	Timely MOPs	Compliance	NOCs Filed	Timely NOCs	Compliance
CA265	Group Total	1	0	0% ▼	No Filings	No Filings	No Filings
NORTH RIVER INSURANCE		MOPs Filed	Timely MOPs	Compliance	NOCs Filed	Timely NOCs	Compliance
CA257	Group Total	2	1	50% ▼	1	1	100% ▲
OLD REPUBLIC INSURANCE		MOPs Filed	Timely MOPs	Compliance	NOCs Filed	Timely NOCs	Compliance
	Group Total	24	23	96% ▲	10	8	80% ▼
PENNSYLVANIA MFG ASSN		MOPs Filed	Timely MOPs	Compliance	NOCs Filed	Timely NOCs	Compliance
	Group Total	12	6	50% ▼	10	7	70% ▼
PROTECTIVE INSURANCE		MOPs Filed	Timely MOPs	Compliance	NOCs Filed	Timely NOCs	Compliance
CA277	Group Total	1	0	0% ▼	No Filings	No Filings	No Filings
QBE INSURANCE GROUP		MOPs Filed	Timely MOPs	Compliance	NOCs Filed	Timely NOCs	Compliance
CA190	Group Total	7	7	100% ▲	6	5	83% ▼
RYDER SERVICES		MOPs Filed	Timely MOPs	Compliance	NOCs Filed	Timely NOCs	Compliance
CA295	Group Total	1	0	0% ▼	1	0	0% ▼
SAFETY NATIONAL CASUALTY CORP		MOPs Filed	Timely MOPs	Compliance	NOCs Filed	Timely NOCs	Compliance
CA040	Group Total	32	25	78% ▼	16	15	94% ▲
SENTRY INSURANCE		MOPs Filed	Timely MOPs	Compliance	NOCs Filed	Timely NOCs	Compliance
CA402	Group Total	41	32	78% ▼	10	10	100% ▲
SOMPO JAPAN INSURANCE		MOPs Filed	Timely MOPs	Compliance	NOCs Filed	Timely NOCs	Compliance
	Group Total	2	2	100% ▲	No Filings	No Filings	No Filings
STARR INDEMNITY INSURANCE		MOPs Filed	Timely MOPs	Compliance	NOCs Filed	Timely NOCs	Compliance
	Group Total	13	12	92% ▲	3	3	100% ▲

OUT-OF-STATE GROUP COMPLIANCE
Initial MOP and Initial Indemnity NOC Filings
Annual
1/1/2018 - 12/31/2018

		Total Initial MOPs Filed	Initial MOPs Filed Timely	Compliance Percentage	Total Initial Indemnity NOCs Filed	Initial Indemnity NOCs Filed Timely	Compliance Percentage
	T.H.E. INSURANCE	MOPs Filed	Timely MOPs	Compliance	NOCs Filed	Timely NOCs	Compliance
CA317	Group Total	No Filings	No Filings	No Filings	No Filings	No Filings	No Filings
	THE AMERICAN EQUITY UNDERWRITERS	MOPs Filed	Timely MOPs	Compliance	NOCs Filed	Timely NOCs	Compliance
CA323	Group Total	1	0	0% ▼	No Filings	No Filings	No Filings
	TOKIO MARINE INSURANCE	MOPs Filed	Timely MOPs	Compliance	NOCs Filed	Timely NOCs	Compliance
CA414	Group Total	No Filings	No Filings	No Filings	No Filings	No Filings	No Filings
	TRAVELERS INSURANCE	MOPs Filed	Timely MOPs	Compliance	NOCs Filed	Timely NOCs	Compliance
CA072	Group Total	91	46	51% ▼	37	31	84% ▼
	TRISTAR RISK ENTERPRISE MANAGEMENT	MOPs Filed	Timely MOPs	Compliance	NOCs Filed	Timely NOCs	Compliance
CA280	Group Total	No Filings	No Filings	No Filings	1	0	0% ▼
	TYSON FOODS INC	MOPs Filed	Timely MOPs	Compliance	NOCs Filed	Timely NOCs	Compliance
CA435	Group Total	1	0	0% ▼	No Filings	No Filings	No Filings
	UTICA MUTUAL INSURANCE	MOPs Filed	Timely MOPs	Compliance	NOCs Filed	Timely NOCs	Compliance
CA324	Group Total	1	0	0% ▼	No Filings	No Filings	No Filings
	VANLINER INSURANCE	MOPs Filed	Timely MOPs	Compliance	NOCs Filed	Timely NOCs	Compliance
CA379	Group Total	1	1	100% ▲	No Filings	No Filings	No Filings
	XL INSURANCE	MOPs Filed	Timely MOPs	Compliance	NOCs Filed	Timely NOCs	Compliance
CA384	Group Total	39	31	79% ▼	15	14	93% ▲
	YORK RISK SERVICES	MOPs Filed	Timely MOPs	Compliance	NOCs Filed	Timely NOCs	Compliance
CA340	Group Total	13	9	69% ▼	5	5	100% ▲
	ZURICH INSURANCE	MOPs Filed	Timely MOPs	Compliance	NOCs Filed	Timely NOCs	Compliance
CA022	Group Total	56	46	82% ▼	28	26	93% ▲
		MOPs Filed	Timely MOPs	Compliance	NOCs Filed	Timely NOCs	Compliance
	TOTAL OUT-OF-STATE	1,404	1,116	79% ▼	701	629	90% ▲

TYPE OF INSURER GROUP COMPLIANCE
Lost Time FROI Filings and Initial Indemnity Payments
Annual
1/1/2018 - 12/31/2018

		Total Lost Time FROIs Filed	Lost Time FROIs Filed Timely	Compliance Percentage	Total Initial Indemnity Payments Made	Initial Indemnity Payments Made Timely	Compliance Percentage
INSURANCE COMPANY							
CA010	ACADIA INSURANCE	263	189	72%	80	66	83%
CA418	ACUITY MUTUAL INSURANCE	4	3	75%	No filings	No filings	No filings
CA015	AIG CLAIMS, INC	323	276	85%	110	93	85%
CA428	ALLMERICA FINANCIAL BENEFIT INSURANCE	10	8	80%	1	1	100%
CA012	ALTERNATIVE SERVICE CONCEPTS LLC	1	0	0%	No filings	No filings	No filings
CA017	AMERICAN CASUALTY COMPANY OF READING PA	1	1	100%	No filings	No filings	No filings
CA003	AMERICAN FIRE & CASUALTY INSURANCE	28	19	68%	14	10	71%
CA022	AMERICAN ZURICH	34	25	74%	7	4	57%
CA019	AMGUARD INSURANCE	34	14	41%	10	8	80%
CA114	BERKSHIRE HATHAWAY HOMESTATE INSURANCE	1	0	0%	1	1	100%
CA072	CHARTER OAK FIRE INSURANCE	102	55	54%	49	31	63%
CA044	CHEROKEE INSURANCE	No filings	No filings	No filings	1	1	100%
CA080	CHESTERFIELD SERVICES	3	1	33%	3	3	100%
CA084	CHURCH MUTUAL INSURANCE	4	0	0%	4	3	75%
CA438	CINCINNATI CASUALTY	No filings	No filings	No filings	2	2	100%
CA048	CITIZENS INSURANCE COMPANY OF AMERICA	23	18	78%	7	7	100%
CA050	CONTINENTAL CASUALTY	14	12	86%	6	5	83%
CA115	CONTINENTAL INDEMNITY	5	0	0%	5	5	100%
CA141	EASTERN ALLIANCE INSURANCE	218	144	66%	73	61	84%
CA140	EASTGUARD INSURANCE	17	13	76%	5	4	80%
CA380	EMPLOYERS INSURANCE OF WAUSAU	6	4	67%	No filings	No filings	No filings
CA162	EXCELSIOR INSURANCE	1	1	100%	No filings	No filings	No filings
CA164	FARMINGTON CASUALTY	1	0	0%	No filings	No filings	No filings
CA091	FEDERATED MUTUAL INSURANCE	16	10	63%	9	6	67%
CA092	FEDERATED SERVICE INSURANCE	4	3	75%	2	2	100%
CA196	GREAT WEST INSURANCE	3	0	0%	3	3	100%
CA429	HANOVER AMERICAN INSURANCE	4	3	75%	2	2	100%
CA202	HANOVER INSURANCE	33	26	79%	9	7	78%
CA188	HARTFORD ACCIDENT & INDEMNITY	5	4	80%	No filings	No filings	No filings
CA185	HARTFORD CASUALTY INSURANCE	22	19	86%	7	6	86%
CA203	HARTFORD FIRE INSURANCE	25	19	76%	4	4	100%
CA186	HARTFORD INSURANCE COMPANY OF THE MIDWEST	6	4	67%	1	1	100%

TYPE OF INSURER GROUP COMPLIANCE
Lost Time FROI Filings and Initial Indemnity Payments
Annual
1/1/2018 - 12/31/2018

		Total Lost Time FROIs Filed	Lost Time FROIs Filed Timely	Compliance Percentage	Total Initial Indemnity Payments Made	Initial Indemnity Payments Made Timely	Compliance Percentage
CA187	HARTFORD UNDERWRITERS INSURANCE	24	15	63%	9	6	67%
CA210	LIBERTY MUTUAL INSURANCE	188	149	79%	78	66	85%
CA260	MAINE EMPLOYERS' MUTUAL INSURANCE	5,454	4,368	80%	1,264	1,161	92%
CA228	MASSACHUSETTS BAY INSURANCE	20	16	80%	4	3	75%
CA255	MEADOWBROOK INSURANCE	5	4	80%	2	2	100%
CA289	NATIONAL CASUALTY	2	1	50%	2	2	100%
CA267	NATIONAL INTERSTATE INSURANCE COMPANY	3	2	67%	2	1	50%
CA291	NATIONWIDE AGRIBUSINESS INSURANCE	1	0	0%	1	0	0%
CA265	NGM INSURANCE	5	1	20%	1	0	0%
CA272	NORGUARD INSURANCE	5	1	20%	2	2	100%
CA257	NORTH RIVER INSURANCE	1	0	0%	1	1	100%
CA406	OHIO CASUALTY INSURANCE	16	12	75%	7	7	100%
CA407	OHIO SECURITY INSURANCE	39	28	72%	13	11	85%
CA274	PATRIOT INSURANCE	1	1	100%	No filings	No filings	No filings
CA283	PEERLESS INDEMNITY INSURANCE	1	1	100%	2	2	100%
CA275	PEERLESS INSURANCE	4	2	50%	3	2	67%
CA284	PHOENIX INSURANCE	4	0	0%	2	1	50%
CA288	PROPERTY & CASUALTY INSURANCE COMPANY OF HARTFORD	55	47	85%	22	21	95%
CA293	REDWOOD FIRE AND CASUALTY INSURANCE	2	1	50%	2	1	50%
CA437	SECURITY NATIONAL INSURANCE	5	4	80%	No filings	No filings	No filings
CA296	SENTINEL INSURANCE	3	2	67%	1	1	100%
CA402	SENTRY CASUALTY	64	37	58%	36	25	69%
CA305	SENTRY INSURANCE	19	15	79%	5	5	100%
CA308	SENTRY SELECT INSURANCE	1	1	100%	No filings	No filings	No filings
CA306	STANDARD FIRE INSURANCE	13	4	31%	8	4	50%
CA317	T.H.E. INSURANCE	1	0	0%	No filings	No filings	No filings
CA342	TECHNOLOGY INSURANCE	26	14	54%	8	7	88%
CA309	THE NETHERLANDS INSURANCE	4	3	75%	No filings	No filings	No filings
CA414	TOKIO MARINE AMERICA INSURANCE	1	0	0%	No filings	No filings	No filings
CA347	TRAVELERS CASUALTY & SURETY	6	4	67%	5	4	80%
CA348	TRAVELERS CASUALTY INSURANCE COMPANY OF AMERICA	7	1	14%	4	4	100%
CA349	TRAVELERS COMMERCIAL CASUALTY	12	4	33%	6	3	50%
CA343	TRAVELERS INDEMNITY COMPANY	2	0	0%	1	0	0%
CA346	TRAVELERS INDEMNITY COMPANY OF AMERICA	7	3	43%	3	2	67%

Maine Workers' Compensation Board
Lost Time FROI Filing Benchmark: 85%
Initial Indemnity Payment Benchmark: 87%

TYPE OF INSURER GROUP COMPLIANCE
Lost Time FROI Filings and Initial Indemnity Payments
Annual
1/1/2018 - 12/31/2018

		Total Lost Time FROIs Filed	Lost Time FROIs Filed Timely	Compliance Percentage	Total Initial Indemnity Payments Made	Initial Indemnity Payments Made Timely	Compliance Percentage
CA345	TRAVELERS PROPERTY CASUALTY INSURANCE	5	3	60%	2	2	100%
CA319	TRUMBULL INSURANCE	26	24	92%	6	6	100%
CA321	TWIN CITY FIRE INSURANCE	8	6	75%	4	4	100%
CA433	UNITED WISCONSIN INSURANCE	1	0	0%	1	0	0%
CA324	UTICA MUTUAL INSURANCE	1	0	0%	1	0	0%
CA379	VANLINER INSURANCE	1	0	0%	1	1	100%
CA381	WESCO INSURANCE	59	48	81%	21	18	86%
CA408	WEST AMERICAN INSURANCE	3	3	100%	2	2	100%
CA400	ZURICH AMERICAN INSURANCE	30	25	83%	12	10	83%
CA404	ZURICH AMERICAN INSURANCE COMPANY OF ILLINOIS	5	4	80%	3	2	67%
Total:		7,351	5,725	78%	1,962	1,725	88%
SELF INSURED SELF ADMINISTERED							
CA036	BATH IRON WORKS	356	347	97%	50	49	98%
CA085	CIANBRO CORPORATION	5	4	80%	2	1	50%
CA100	CLAIMS MANAGEMENT (WALMART)	220	183	83%	21	20	95%
CA201	HANNAFORD BROTHERS	312	212	68%	108	64	59%
CA220	MAINE AUTOMOBILE DEALERS ASSOCIATION	125	119	95%	48	45	94%
CA234	MAINE HEALTHCARE ASSOCIATION	100	79	79%	19	13	68%
CA230	MAINE MOTOR TRANSPORT ASSOCIATION	187	182	97%	35	32	91%
CA225	MAINE MUNICIPAL ASSOCIATION	809	765	95%	235	225	96%
CA250	MAINE SCHOOL MANAGEMENT ASSOCIATION	340	302	89%	90	85	94%
CA307	STATE OF MAINE WORKERS' COMPENSATION TRUST	657	581	88%	159	154	97%
CA435	TYSON FOODS INC	1	0	0%	1	0	0%
Total:		3,112	2,774	89%	768	688	90%
TPAS ADMINISTERING FOR INSURERS							
CA040	BROADSPIRE SERVICES	55	43	78%	20	18	90%
CA070	CANNON COCHRAN MANAGEMENT SERVICES	158	112	70%	39	35	90%
CA110	CONSTITUTION STATE SERVICES	44	21	48%	28	24	86%
CA116	CORVEL ENTERPRISE COMP	80	26	33%	29	16	55%
CA117	COTTINGHAM & BUTLER CLAIMS SERVICES	12	9	75%	11	8	73%
CA160	ESIS	95	48	51%	39	26	67%
CA175	FUTURECOMP	1	0	0%	No filings	No filings	No filings
CA190	GALLAGHER BASSETT SERVICES	335	248	74%	140	118	84%
CA204	HELMSMAN MANAGEMENT SERVICES	23	11	48%	6	4	67%

Maine Workers' Compensation Board
Lost Time FROI Filing Benchmark: 85%
Initial Indemnity Payment Benchmark: 87%

TYPE OF INSURER GROUP COMPLIANCE
Lost Time FROI Filings and Initial Indemnity Payments
Annual
1/1/2018 - 12/31/2018

		Total Lost Time FROIs Filed	Lost Time FROIs Filed Timely	Compliance Percentage	Total Initial Indemnity Payments Made	Initial Indemnity Payments Made Timely	Compliance Percentage
CA295	RYDER SERVICES	2	0	0%	1	1	100%
CA300	SEDGWICK CLAIMS MANAGEMENT SERVICES	636	596	94%	157	154	98%
CA323	THE AMERICAN EQUITY UNDERWRITERS	6	3	50%	1	0	0%
CA280	TRISTAR RISK ENTERPRISE MANAGEMENT	3	0	0%	No filings	No filings	No filings
CA340	YORK RISK SERVICES	37	21	57%	13	9	69%
Total:		1,487	1,138	76%	484	413	85%
TPAS ADMINISTERING FOR SELF INSURED							
CA070	CANNON COCHRAN MANAGEMENT SERVICES	188	168	89%	57	53	93%
CA093	CROSS INSURANCE	1,232	1,165	95%	133	126	95%
CA160	ESIS	12	3	25%	4	1	25%
CA175	FUTURECOMP	191	180	94%	41	36	88%
CA190	GALLAGHER BASSETT SERVICES	9	7	78%	2	2	100%
CA204	HELMSMAN MANAGEMENT SERVICES	44	30	68%	16	11	69%
CA300	SEDGWICK CLAIMS MANAGEMENT SERVICES	131	122	93%	25	24	96%
CA320	SYNERNET	535	481	90%	68	59	87%
Total:		2,342	2,156	92%	346	312	90%
Grand Total:		14,292	11,793	83%	3,560	3,138	88%

TYPE OF INSURER GROUP COMPLIANCE
Initial MOP and Initial Indemnity NOC Filings
Annual
1/1/2018 - 12/31/2018

INSURANCE COMPANY		Total Initial MOPs Filed	Initial MOPs Filed Timely	Compliance Percentage	Total Initial Indemnity NOCs Filed	Initial Indemnity NOCs Filed Timely	Compliance Percentage
CA010	ACADIA INSURANCE	80	74	93%	40	40	100%
CA418	ACUITY MUTUAL INSURANCE	No filings	No filings	No filings	1	0	0%
CA015	AIG CLAIMS, INC	110	100	91%	95	92	97%
CA428	ALLMERICA FINANCIAL BENEFIT INSURANCE	1	0	0%	2	1	50%
CA012	ALTERNATIVE SERVICE CONCEPTS LLC	No filings	No filings	No filings	No filings	No filings	No filings
CA017	AMERICAN CASUALTY COMPANY OF READING PA	No filings	No filings	No filings	No filings	No filings	No filings
CA003	AMERICAN FIRE & CASUALTY INSURANCE	14	11	79%	3	3	100%
CA022	AMERICAN ZURICH	7	4	57%	5	5	100%
CA019	AMGUARD INSURANCE	10	8	80%	No filings	No filings	No filings
CA114	BERKSHIRE HATHAWAY HOMESTATE INSURANCE	1	1	100%	No filings	No filings	No filings
CA072	CHARTER OAK FIRE INSURANCE	49	23	47%	24	18	75%
CA044	CHEROKEE INSURANCE	1	0	0%	No filings	No filings	No filings
CA080	CHESTERFIELD SERVICES	3	2	67%	No filings	No filings	No filings
CA084	CHURCH MUTUAL INSURANCE	4	2	50%	No filings	No filings	No filings
CA438	CINCINNATI INSURANCE	2	2	100%	No filings	No filings	No filings
CA048	CITIZENS INSURANCE COMPANY OF AMERICA	7	6	86%	3	3	100%
CA050	CONTINENTAL CASUALTY	6	5	83%	No filings	No filings	No filings
CA141	EASTERN ALLIANCE INSURANCE	73	59	81%	19	17	89%
CA140	EASTGUARD INSURANCE	5	3	60%	1	1	100%
CA380	EMPLOYERS INSURANCE OF WAUSAU	No filings	No filings	No filings	No filings	No filings	No filings
CA162	EXCELSIOR INSURANCE	No filings	No filings	No filings	1	1	100%
CA164	FARMINGTON CASUALTY	No filings	No filings	No filings	No filings	No filings	No filings
CA091	FEDERATED MUTUAL INSURANCE	9	3	33%	3	2	67%
CA092	FEDERATED SERVICE INSURANCE	2	0	0%	No filings	No filings	No filings
CA196	GREAT WEST INSURANCE	3	2	67%	No filings	No filings	No filings
CA429	HANOVER AMERICAN INSURANCE	2	2	100%	No filings	No filings	No filings
CA202	HANOVER INSURANCE	9	7	78%	5	5	100%
CA188	HARTFORD ACCIDENT & INDEMNITY	No filings	No filings	No filings	No filings	No filings	No filings
CA185	HARTFORD CASUALTY INSURANCE	6	5	83%	4	4	100%
CA203	HARTFORD FIRE INSURANCE	4	4	100%	1	1	100%
CA186	HARTFORD INSURANCE COMPANY OF THE MIDWEST	1	1	100%	1	0	0%

Maine Workers' Compensation Board

MOP Filing Benchmark: 85%

Initial Indemnity NOC Benchmark: 90%

TYPE OF INSURER GROUP COMPLIANCE
Initial MOP and Initial Indemnity NOC Filings
Annual
1/1/2018 - 12/31/2018

		Total Initial MOPs Filed	Initial MOPs Filed Timely	Compliance Percentage	Total Initial Indemnity NOCs Filed	Initial Indemnity NOCs Filed Timely	Compliance Percentage
CA187	HARTFORD UNDERWRITERS INSURANCE	9	6	67%	4	3	75%
CA210	LIBERTY MUTUAL INSURANCE	78	68	87%	45	43	96%
CA260	MAINE EMPLOYERS' MUTUAL INSURANCE	1,264	1,135	90%	1,043	983	94%
CA228	MASSACHUSETTS BAY INSURANCE	4	3	75%	1	1	100%
CA255	MEADOWBROOK INSURANCE	2	2	100%	No filings	No filings	No filings
CA289	NATIONAL CASUALTY	2	2	100%	No filings	No filings	No filings
CA267	NATIONAL INTERSTATE INSURANCE COMPANY	2	1	50%	1	1	100%
CA291	NATIONWIDE AGRIBUSINESS INSURANCE	1	0	0%	No filings	No filings	No filings
CA265	NGM INSURANCE	1	0	0%	No filings	No filings	No filings
CA272	NORGUARD INSURANCE	2	2	100%	No filings	No filings	No filings
CA257	NORTH RIVER INSURANCE	1	0	0%	No filings	No filings	No filings
CA406	OHIO CASUALTY INSURANCE	7	7	100%	1	1	100%
CA407	OHIO SECURITY INSURANCE	No filings	No filings	No filings	No filings	No filings	No filings
CA274	PATRIOT INSURANCE	2	1	50%	No filings	No filings	No filings
CA283	PEERLESS INDEMNITY INSURANCE	2	1	50%	No filings	No filings	No filings
CA275	PEERLESS INSURANCE	3	2	67%	No filings	No filings	No filings
CA284	PHOENIX INSURANCE	2	0	0%	No filings	No filings	No filings
CA288	PROPERTY & CASUALTY INSURANCE COMPANY OF HARTFORD	22	20	91%	11	10	91%
CA293	REDWOOD FIRE AND CASUALTY INSURANCE	2	0	0%	No filings	No filings	No filings
CA437	SECURITY NATIONAL INSURANCE	No filings	No filings	No filings	1	1	100%
CA296	SENTINEL INSURANCE	1	1	100%	1	1	100%
CA402	SENTRY CASUALTY	36	27	75%	6	6	100%
CA305	SENTRY INSURANCE	5	5	100%	4	4	100%
CA308	SENTRY SELECT INSURANCE	No filings	No filings	No filings	No filings	No filings	No filings
CA306	STANDARD FIRE INSURANCE	8	4	50%	1	1	100%
CA317	T.H.E. INSURANCE	No filings	No filings	No filings	No filings	No filings	No filings
CA342	TECHNOLOGY INSURANCE	8	7	88%	2	2	100%
CA309	THE NETHERLANDS INSURANCE	No filings	No filings	No filings	1	1	100%
CA414	TOKIO MARINE AMERICA INSURANCE	No filings	No filings	No filings	No filings	No filings	No filings
CA347	TRAVELERS CASUALTY & SURETY	5	4	80%	1	1	100%
CA348	TRAVELERS CASUALTY INSURANCE COMPANY OF AMERICA	4	1	25%	1	1	100%
CA349	TRAVELERS COMMERCIAL CASUALTY	6	4	67%	2	2	100%

Maine Workers' Compensation Board

MOP Filing Benchmark: 85%

Initial Indemnity NOC Benchmark: 90%

TYPE OF INSURER GROUP COMPLIANCE
Initial MOP and Initial Indemnity NOC Filings
Annual
1/1/2018 - 12/31/2018

		Total Initial MOPs Filed	Initial MOPs Filed Timely	Compliance Percentage	Total Initial Indemnity NOCs Filed	Initial Indemnity NOCs Filed Timely	Compliance Percentage
CA343	TRAVELERS INDEMNITY COMPANY	1	0	0%	No filings	No filings	No filings
CA346	TRAVELERS INDEMNITY COMPANY OF AMERICA	3	1	33%	2	2	100%
CA345	TRAVELERS PROPERTY CASUALTY INSURANCE	2	1	50%	No filings	No filings	No filings
CA319	TRUMBULL INSURANCE	6	6	100%	12	11	92%
CA321	TWIN CITY FIRE INSURANCE	4	4	100%	2	2	100%
CA433	UNITED WISCONSIN INSURANCE	1	0	0%	No filings	No filings	No filings
CA324	UTICA MUTUAL INSURANCE	1	0	0%	No filings	No filings	No filings
CA379	VANLINER INSURANCE	1	1	100%	No filings	No filings	No filings
CA381	WESCO INSURANCE	21	16	76%	10	8	80%
CA408	WEST AMERICAN INSURANCE	2	1	50%	No filings	No filings	No filings
CA400	ZURICH AMERICAN INSURANCE	12	10	83%	8	8	100%
CA404	ZURICH AMERICAN INSURANCE COMPANY OF ILLINOIS	3	2	67%	1	1	100%
Total:		1,956	1,678	86%	1,375	1,293	94%
SELF INSURED SELF ADMINISTERED							
CA036	BATH IRON WORKS	50	49	98%	34	33	97%
CA085	CIANBRO CORPORATION	2	1	50%	1	1	100%
CA100	CLA MS MANAGEMENT (WALMART)	21	17	81%	46	41	89%
CA201	HANNAFORD BROTHERS	108	60	56%	33	21	64%
CA220	MAINE AUTOMOBILE DEALERS ASSOCIATION	48	48	100%	12	12	100%
CA234	MAINE HEALTHCARE ASSOCIATION	19	13	68%	19	19	100%
CA230	MAINE MOTOR TRANSPORT ASSOCIATION	35	34	97%	26	26	100%
CA225	MAINE MUNICIPAL ASSOCIATION	235	216	92%	202	200	99%
CA250	MAINE SCHOOL MANAGEMENT ASSOCIATION	90	88	98%	39	38	97%
CA307	STATE OF MAINE WORKERS' COMPENSATION TRUST	159	149	94%	129	124	96%
CA435	TYSON FOODS INC	1	0	0%	No filings	No filings	No filings
Total:		768	675	88%	541	515	95%
TPAS ADMINISTERING FOR INSURERS							
CA040	BROADSPIRE SERVICES	20	18	90%	9	9	100%
CA070	CANNON COCHRAN MANAGEMENT SERVICES	39	37	95%	23	23	100%
CA110	CONSTITUTION STATE SERVICES	28	23	82%	14	11	79%
CA116	CORVEL ENTERPRISE COMP	29	15	52%	4	1	25%
CA117	COTTINGHAM & BUTLER CLAIMS SERVICES	11	8	73%	No filings	No filings	No filings

Maine Workers' Compensation Board

MOP Filing Benchmark: 85%

Initial Indemnity NOC Benchmark: 90%

TYPE OF INSURER GROUP COMPLIANCE
Initial MOP and Initial Indemnity NOC Filings
Annual
1/1/2018 - 12/31/2018

		Filed	Timely	Percentage	Indemnity NOCs	NOCs Filed Timely	Percentage
CA160	ESIS	39	27	69%	26	23	88%
CA175	FUTURECOMP	No filings	No filings	No filings	1	1	100%
CA190	GALLAGHER BASSETT SERVICES	140	117	84%	45	37	82%
CA204	HELMSMAN MANAGEMENT SERVICES	6	6	100%	8	7	88%
CA295	RYDER SERVICES	1	0	0%	1	0	0%
CA300	SEDGWICK CLAIMS MANAGEMENT SERVICES	157	154	98%	118	116	98%
CA323	THE AMERICAN EQUITY UNDERWRITERS	1	0	0%	No filings	No filings	No filings
CA280	TRISTAR RISK ENTERPRISE MANAGEMENT	No filings	No filings	No filings	1	0	0%
CA340	YORK RISK SERVICES	13	9	69%	5	5	100%
Total:		484	414	86%	255	233	91%
TPAS ADMINISTERING FOR SELF INSURED							
CA070	CANNON COCHRAN MANAGEMENT SERVICES	57	52	91%	25	20	80%
CA093	CROSS INSURANCE	133	125	94%	234	232	99%
CA160	ESIS	4	1	25%	4	2	50%
CA175	FUTURECOMP	41	33	80%	40	38	95%
CA190	GALLAGHER BASSETT SERVICES	2	2	100%	3	3	100%
CA204	HELMSMAN MANAGEMENT SERVICES	16	11	69%	6	4	67%
CA300	SEDGWICK CLAIMS MANAGEMENT SERVICES	25	23	92%	35	35	100%
CA320	SYNERNET	68	61	90%	150	143	95%
Total:		346	308	89%	497	477	96%
Grand Total:		3,554	3,075	87%	2,668	2,518	94%

Maine Workers' Compensation Board

MOP Filing Benchmark: 85%

Initial Indemnity NOC Benchmark: 90%