

# MAINE STATE LEGISLATURE

The following document is provided by the  
**LAW AND LEGISLATIVE DIGITAL LIBRARY**  
at the Maine State Law and Legislative Reference Library  
<http://legislature.maine.gov/lawlib>



Reproduced from electronic originals  
(may include minor formatting differences from printed original)



# QUARTERLY COMPLIANCE REPORT

STATE OF MAINE  
WORKERS' COMPENSATION BOARD

Fourth Quarter 2019  
October 1, 2019 - December 31, 2019

Office of Monitoring, Audit &  
Enforcement

John C. Rohde  
Executive Director

27 State House Station  
Augusta, Maine 04333-0027

**State of Maine  
Workers' Compensation Board  
Quarterly Compliance Report  
Fourth Quarter**

**Table of Contents**

1.	Executive Summary	Pages 1-2
2.	Lost Time First Report of Injury Filings	Page 3
3.	Initial Indemnity Payments	Page 4
4.	Initial Memorandum of Payment Filings	Page 5
5.	Initial Indemnity Notice of Controversy Filings	Page 6
6.	Wage Information	Page 7

**Table of Charts**

1.	Lost Time First Report of Injury Filings Timeliness Distribution	Page 3
2.	Lost Time First Report of Injury Filings Quarterly Compliance	Page 3
3.	Lost Time First Report of Injury Filings Compliance Trend	Page 3
4.	Initial Indemnity Payments Timeliness Distribution	Page 4
5.	Initial Indemnity Payments Quarterly Compliance	Page 4
6.	Initial Indemnity Payments Compliance Trend	Page 4
7.	Initial Memorandum of Payment Filings Timeliness Distribution	Page 5
8.	Initial Memorandum of Payment Filings Quarterly Compliance	Page 5
9.	Initial Memorandum of Payment Filings Compliance Trend	Page 5
10.	Initial Indemnity Notice of Controversy Filings Timeliness Distribution	Page 6
11.	Initial Indemnity Notice of Controversy Filings Quarterly Compliance	Page 6
12.	Initial Indemnity Notice of Controversy Filings Compliance Trend	Page 6
13.	Wage Statement Timeliness Distribution	Page 7
14.	Fringe Benefits Worksheet(s) Timeliness Distribution	Page 7

**Appendices**

A.	Insurance Group Compliance	Pages A1-A13
	Lost Time FROI Filings and Initial Indemnity Payments	
B.	Insurance Group Compliance	Pages B1-B13
	Initial MOP and Initial Indemnity NOC Filings	
C.	Insurance Group Compliance	Pages C1-C13
	Wage Statements and Fringe Benefit Form Filings	

## Executive Summary

On August 11, 2020, the Maine Workers' Compensation Board of Directors approved the 2019 Fourth Quarter (October 1, 2019 – December 31, 2019) Compliance Report. This report represents the efforts of the Office of Monitoring, Audit and Enforcement and insurers, self-insurers, and third-party administrators (collectively "insurers").

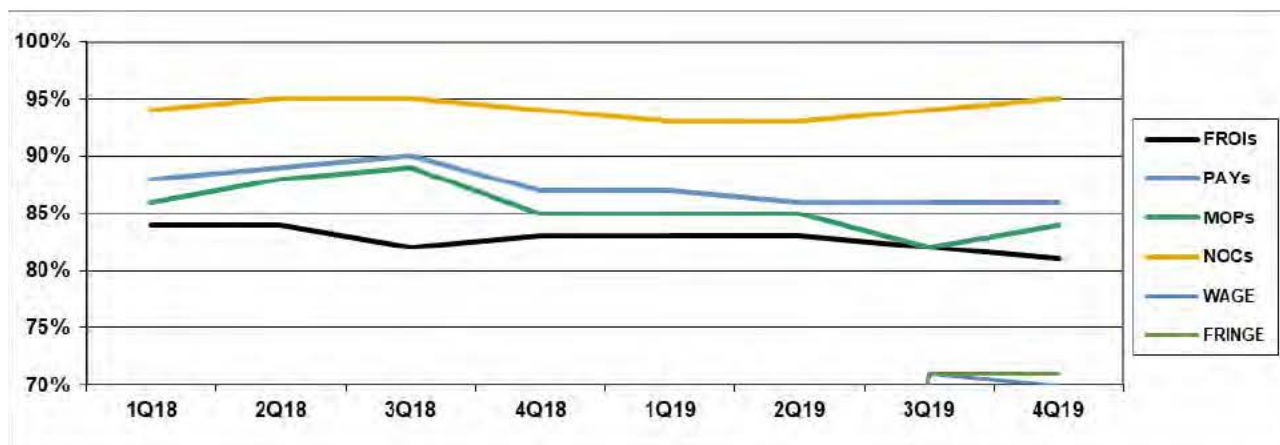
### I. COMPLIANCE OVERVIEW

The Reconciliation Report was sent to 100 insurers on January 17, 2020; 76 responded, 18 were not required to respond and 6 did not respond.

The 4Q19 report represents results based upon data received by February 24, 2020. The results are:

	Number of Days	Benchmark	1Q18	2Q18	3Q18	4Q18	1Q19	2Q19	3Q19	4Q19
FROIs	7	85%	84%	84%	82%	83%	83%	83%	82%	81%
PAYs	14	87%	88%	89%	90%	87%	87%	86%	86%	86%
MOPs	17	85%	86%	88%	89%	85%	85%	85%	82%	84%
NOCs	14	90%	94%	95%	95%	94%	93%	93%	94%	95%
WAGE	30	75%	-	-	-	-	-	-	71%	70%
FRINGE	30	75%	-	-	-	-	-	-	71%	71%

**Compliance Benchmark Tracking**





## II. CAVEATS & EXPLANATIONS

### A. General

- Question marks ("??") within this report indicate that the insurer did not provide all of the data required to measure compliance in that particular area.

### B. Lost Time First Report of Injury (FROI) Filings

- Compliance with this benchmark exists when the FROI is filed (accepted EDI transaction, with or without errors) within 7 days after the employer receives notice or knowledge of an employee injury that has caused the employee to lose a day's work.

### C. Initial Indemnity Payments (PAYs)

- Compliance with this benchmark exists when the check is mailed within the later of (i) 14 days after the employer's notice or knowledge of incapacity or (ii) the first day of compensability plus 6 days.
- If an employer continues to pay the employee's salary, payments are deemed timely for purposes of compliance if made consistent with the employer's usual payroll practice.

### D. Initial Memorandum of Payment (MOP) Filings

- Compliance with this benchmark exists when the MOP is received within 17 days of the employer's notice or knowledge of incapacity.

### E. Initial Indemnity Notice of Controversy (NOC) Filings

- Compliance with this benchmark exists when the NOC is filed (accepted EDI transaction, with or without errors) within 14 days after the employer receives notice or knowledge of the incapacity or death. Measurement excludes filings submitted with full denial reason codes 3A-3H (No Coverage).

### F. Wage Information

- Compliance with the benchmark (WCB-2 and WCB-2B forms) exists when the wage information is filed within 30 days of the employer receiving notice or knowledge of incapacity.

## III. COMPLETED AUDITS

The Board conducts compliance audits of insurers to ensure that all obligations under the Workers' Compensation Act are met. The functions of the audit program include, but are not limited to: ensuring that all reporting requirements of the Board are met, auditing the timeliness of benefit payments, auditing the accuracy of indemnity payments, evaluating claims-handling techniques, and determining whether claims are unreasonably contested.

The following had an audit completed in the 4Q19:

Auditee (alpha order)	Total Penalties
Cherokee Insurance Company	\$2,700.00
T.H.E. Insurance Company	\$625.00

## LOST TIME FIRST REPORT OF INJURY FILINGS

Chart 1: Timeliness Distribution



Table 1: Received Within

0-7 Days	2,750	81%
8-14 Days	364	11%
15-29 Days	168	5%
30+ Days	105	3%
? Days	0	0%
<b>Total</b>	<b>3,387</b>	<b>100%</b>

\*The percentages may not always add to 100% due to rounding

Chart 2: Quarterly Compliance

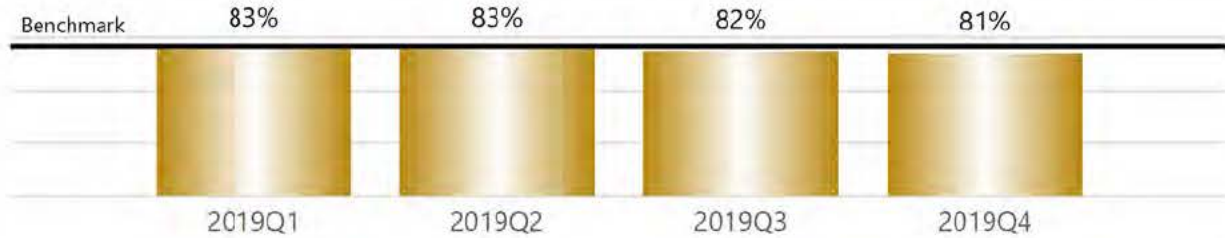
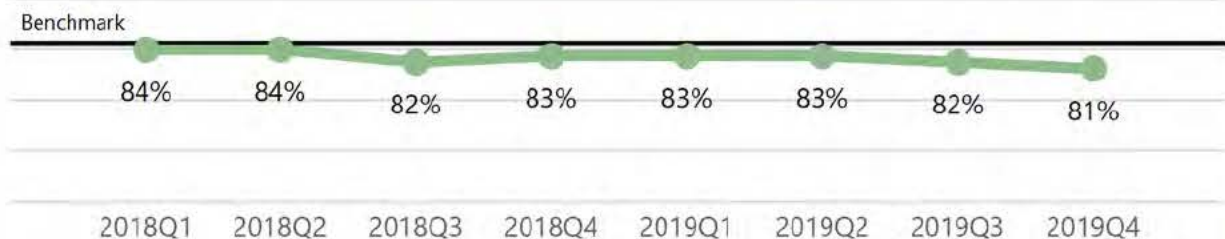


Chart 3: Compliance Trend



## INITIAL INDEMNITY PAYMENTS

Chart 4: Timeliness Distribution



Table 2: Made Within

0-14 Days	795	86%
15-21 Days	62	7%
22-44 Days	44	5%
45+ Days	24	3%
? Days	2	0%
<b>Total</b>	<b>927</b>	<b>100%</b>

\*The percentages may not always add to 100% due to rounding

Initial indemnity payments are monitored to ensure that payments are initiated within the time limits established in Section 205. As a result of these efforts, \$23,400 was issued to claimants in penalties and there is another \$7,150 in penalties awaiting resolution.

Chart 5: Quarterly Compliance

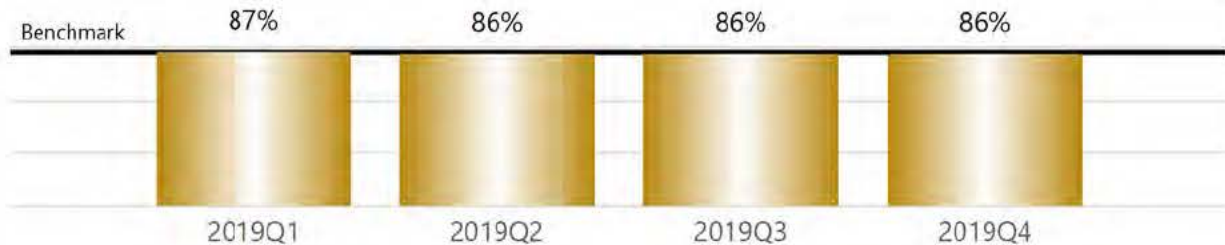
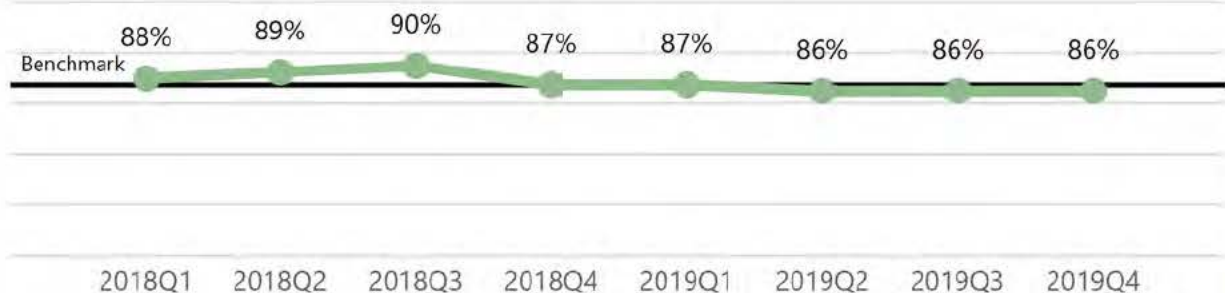


Chart 6: Compliance Trend





## INITIAL MEMORANDUM OF PAYMENT FILINGS

**Chart 7: Timeliness Distribution**

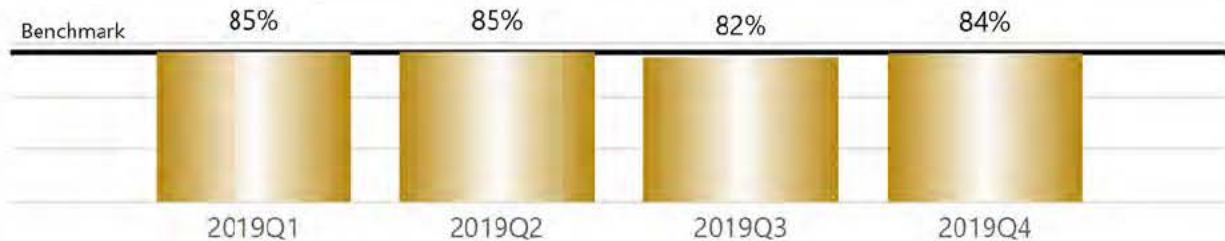


**Table 3: Received Within**

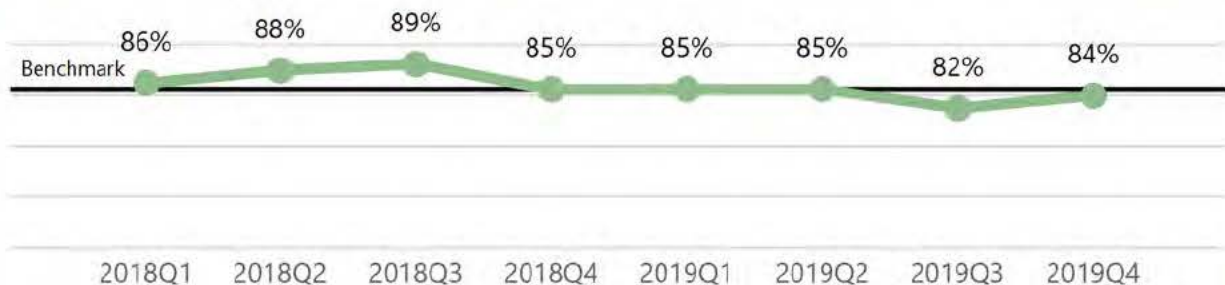
0-17 Days	779	84%
18-21 Days	44	5%
22-44 Days	65	7%
45+ Days	37	4%
? Days	2	0%
<b>Total</b>	<b>927</b>	<b>100%</b>

\*The percentages may not always add to 100% due to rounding

**Chart 8: Quarterly Compliance**



**Chart 9: Compliance Trend**



## INITIAL INDEMNITY NOTICE OF CONTROVERSY FILINGS

Chart 10: Timeliness Distribution

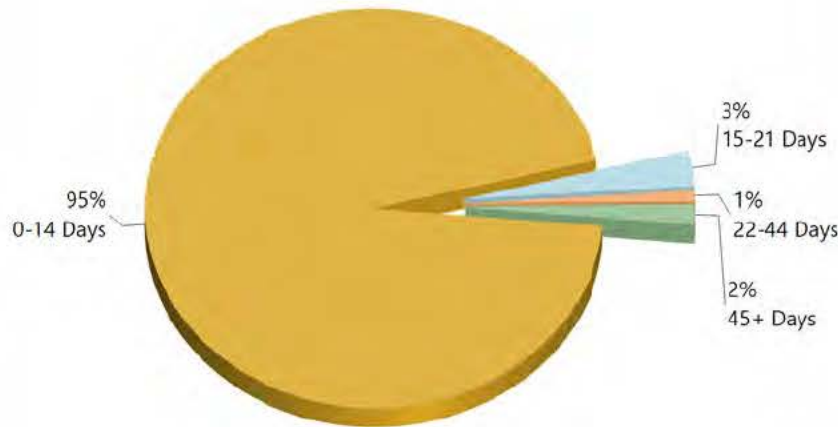


Table 4: Received Within

0-14 Days	662	95%
15-21 Days	20	3%
22-44 Days	6	1%
45+ Days	11	2%
? Days	0	0%
<b>Total</b>	<b>699</b>	<b>100%</b>

\*The percentages may not always add to 100% due to rounding

Chart 11: Quarterly Compliance

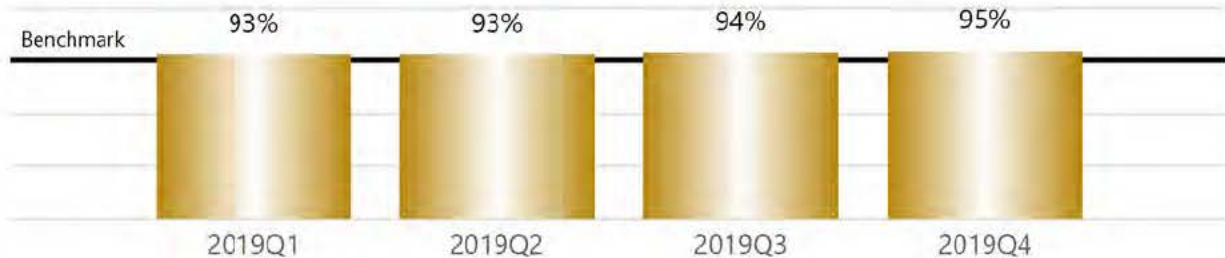
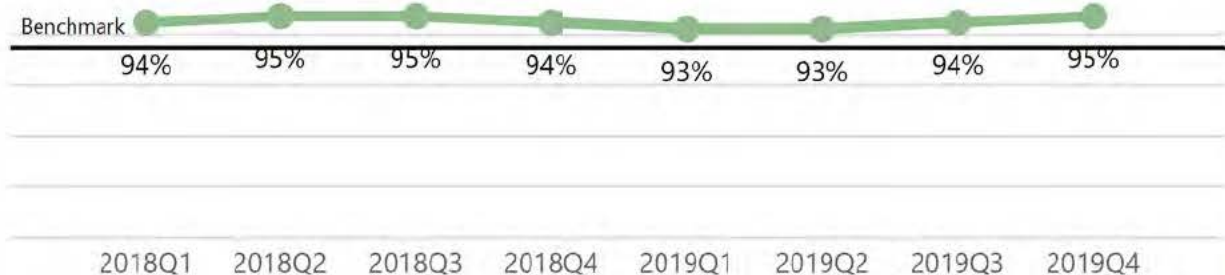


Chart 12: Compliance Trend

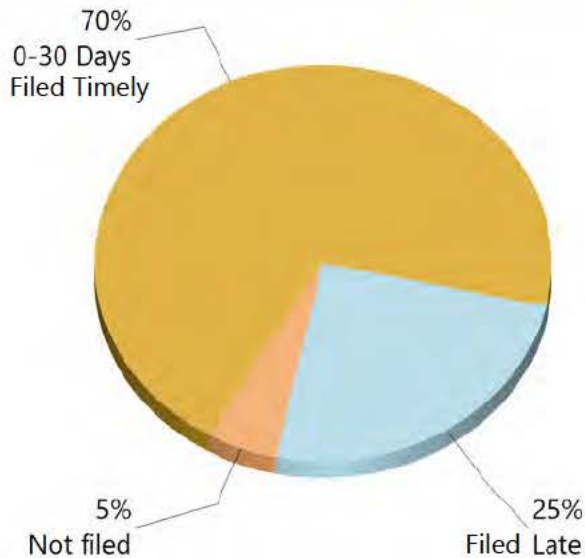




## WAGE INFORMATION

Wage information (WCB-2 and WCB-2B forms) must be filed within 30 days of an employer's notice or knowledge of a claim for compensation (Title 39-A M.R.S.A. Section 303). This includes both compensated and controverted claims where a claim for compensation has been made.

**Chart 13: Wage Statements Due Distribution**



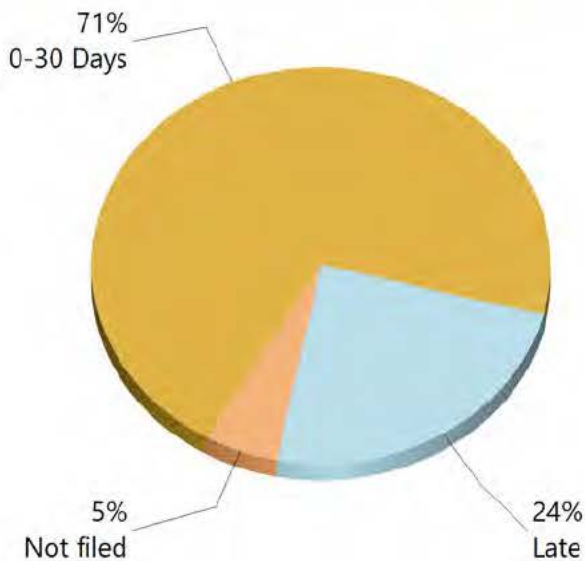
**Table 5: Wage Statements Due**

0-30 Days	1,427	70%
Late	504	25%
Not filed	103	5%
<b>Total</b>	<b>2,034</b>	<b>100%</b>

\*The percentages may not always add to 100% due to rounding

**Wage Statement(s) Received:** 1,135 (78%) of the 1,454 Wage Statement(s) that were received this quarter were filed timely, 320 (22%) were filed late.

**Chart 14: Fringe Benefit Worksheets Due Distribution**



**Table 6: Fringe Worksheets Due**

0-30 Days	1,438	71%
Late	490	24%
Not filed	106	5%
<b>Total</b>	<b>2,034</b>	<b>100%</b>

\*The percentages may not always add to 100% due to rounding

**Fringe Benefit Worksheet(s) Received:** 1,144 (80%) of the 1,434 Fringe Benefit Worksheet(s) received this quarter were filed timely, 294 (20%) were filed late.

## **Appendix A**

**Insurance Group Compliance  
Lost Time FROI Filings and  
Initial Indemnity Payments  
Fourth Quarter 2019  
10/1/2019-12/31/2019**

**INSURANCE GROUP COMPLIANCE**  
Lost Time FROI and Initial Indemnity Payments  
Fourth Quarter  
10/1/2019 - 12/31/2019

Insurance Company	Total Lost Time FROIs Filed	Lost Time FROIs Filed Timely	Compliance Percentage	Total Initial Indemnity Payments Made	Initial Indemnity Payments Made Timely	Compliance Percentage
<b>ACADIA INSURANCE</b>	<b>FROIs Filed</b>	<b>Timely FROIs</b>	<b>Compliance</b>	<b>Payments Made</b>	<b>Timely Payments</b>	<b>Compliance</b>
CA010 ACADIA INSURANCE	57	36	63%	28	21	75%
<b>Total</b>	<b>57</b>	<b>36</b>	<b>63%</b> ▼	<b>28</b>	<b>21</b>	<b>75%</b> ▼
<b>ACADIA INSURANCE Group Total</b>	<b>57</b>	<b>36</b>	<b>63%</b> ▼	<b>28</b>	<b>21</b>	<b>75%</b> ▼
<b>AIG INSURANCE</b>	<b>FROIs Filed</b>	<b>Timely FROIs</b>	<b>Compliance</b>	<b>Payments Made</b>	<b>Timely Payments</b>	<b>Compliance</b>
CA015 AIG CLAIMS, INC	10	7	70%	2	2	100%
CA022 AMERICAN ZURICH	*	*	*	*	*	*
<b>Total</b>	<b>10</b>	<b>7</b>	<b>70%</b> ▼	<b>2</b>	<b>2</b>	<b>100%</b> ▲
<b>AIG INSURANCE TPA Administered Claims</b>						
CA012 ALTERNATIVE SERVICE CONCEPTS LLC	*	*	*	*	*	*
CA040 BROADSPIRE SERVICES	5	5	100%	No Filings	No Filings	No Filings
CA160 ESIS	15	11	73%	3	1	33%
CA190 GALLAGHER BASSETT SERVICES	30	22	73%	11	8	73%
CA204 HELMSMAN MANAGEMENT SERVICES	2	0	0%	1	1	100%
CA300 SEDGWICK CLAIMS MANAGEMENT SERVICES	30	25	83%	4	3	75%
<b>TPA Total</b>	<b>82</b>	<b>63</b>	<b>77%</b> ▼	<b>19</b>	<b>13</b>	<b>68%</b> ▼
<b>AIG INSURANCE Group Total</b>	<b>92</b>	<b>70</b>	<b>76%</b> ▼	<b>21</b>	<b>15</b>	<b>71%</b> ▼
<b>AIM MUTUAL</b>	<b>FROIs Filed</b>	<b>Timely FROIs</b>	<b>Compliance</b>	<b>Payments Made</b>	<b>Timely Payments</b>	<b>Compliance</b>
CA472 AIM MUTUAL INSURANCE	3	2	67%	1	1	100%
<b>Total</b>	<b>3</b>	<b>2</b>	<b>67%</b> ▼	<b>1</b>	<b>1</b>	<b>100%</b> ▲
<b>AIM MUTUAL Group Total</b>	<b>3</b>	<b>2</b>	<b>67%</b> ▼	<b>1</b>	<b>1</b>	<b>100%</b> ▲
<b>AMTRUST INSURANCE</b>	<b>FROIs Filed</b>	<b>Timely FROIs</b>	<b>Compliance</b>	<b>Payments Made</b>	<b>Timely Payments</b>	<b>Compliance</b>
CA437 SECURITY NATIONAL INSURANCE	*	*	*	*	*	*
CA342 TECHNOLOGY INSURANCE	3	0	0%	2	1	50%
CA381 WESCO INSURANCE	13	7	54%	2	2	100%
<b>Total</b>	<b>16</b>	<b>7</b>	<b>44%</b> ▼	<b>4</b>	<b>3</b>	<b>75%</b> ▼
<b>AMTRUST INSURANCE Group Total</b>	<b>16</b>	<b>7</b>	<b>44%</b> ▼	<b>4</b>	<b>3</b>	<b>75%</b> ▼



**INSURANCE GROUP COMPLIANCE**  
Lost Time FROI and Initial Indemnity Payments  
Fourth Quarter  
10/1/2019 - 12/31/2019

Insurance Company	Total Lost Time FROIs Filed	Lost Time FROIs Filed Timely	Compliance Percentage	Total Initial Indemnity Payments Made	Initial Indemnity Payments Made Timely	Compliance Percentage
ARCH INSURANCE	FROIs Filed	Timely FROIs	Compliance	Payments Made	Timely Payments	Compliance
ARCH INSURANCE	*	*	*	*	*	*
Total	*	*	*	*	*	*
ARCH INSURANCE TPA Administered Claims						
CA040 BROADSPIRE SERVICES	2	2	100%	1	1	100%
CA116 CORVEL ENTERPRISE COMP	*	*	*	*	*	*
CA117 COTTINGHAM & BUTLER CLAIMS SERVICES	11	10	91%	3	3	100%
CA160 ESIS	*	*	*	*	*	*
CA190 GALLAGHER BASSETT SERVICES	9	4	44%	7	4	57%
CA204 HELMSMAN MANAGEMENT SERVICES	1	0	0%	No Filings	No Filings	No Filings
CA300 SEDGWICK CLAIMS MANAGEMENT SERVICES	1	0	0%	1	0	0%
CA340 YORK RISK SERVICES	3	1	33%	2	1	50%
TPA Total	27	17	63% ▼	14	9	64% ▼
ARCH INSURANCE Group Total	27	17	63% ▼	14	9	64% ▼
BATH IRON WORKS	FROIs Filed	Timely FROIs	Compliance	Payments Made	Timely Payments	Compliance
CA036 BATH IRON WORKS	17	16	94%	12	11	92%
Total	17	16	94% ▲	12	11	92% ▲
BATH IRON WORKS Group Total	17	16	94% ▲	12	11	92% ▲
BERKSHIRE HATHAWAY INSURANCE	FROIs Filed	Timely FROIs	Compliance	Payments Made	Timely Payments	Compliance
CA114 BERKSHIRE HATHAWAY HOMESTATE INSURANCE	1	0	0%	No Filings	No Filings	No Filings
CA293 REDWOOD FIRE AND CASUALTY INSURANCE	*	*	*	*	*	*
Total	1	0	0% ▼	No Filings	No Filings	No Filings
BERKSHIRE HATHAWAY INSURANCE Group Total	1	0	0% ▼	No Filings	No Filings	No Filings
BROADSPIRE SERVICES	FROIs Filed	Timely FROIs	Compliance	Payments Made	Timely Payments	Compliance
CA040 BROADSPIRE SERVICES	19	15	79%	5	5	100%
Total	19	15	79% ▼	5	5	100% ▲
BROADSPIRE SERVICES Group Total	19	15	79% ▼	5	5	100% ▲
CANNON COCHRAN MANAGEMENT SERVICES	FROIs Filed	Timely FROIs	Compliance	Payments Made	Timely Payments	Compliance
CA070 CANNON COCHRAN MANAGEMENT SERVICES	67	60	90%	22	18	82%
Total	67	60	90% ▲	22	18	82% ▼
CANNON COCHRAN MANAGEMENT SERVICES Group Total	67	60	90% ▲	22	18	82% ▼
CHESTERFIELD SERVICES	FROIs Filed	Timely FROIs	Compliance	Payments Made	Timely Payments	Compliance
CA022 AMERICAN ZURICH	1	0	0%	1	1	100%
CA400 ZURICH AMERICAN INSURANCE	*	*	*	*	*	*
Total	1	0	0% ▼	1	1	100% ▲
CHESTERFIELD SERVICES Group Total	1	0	0% ▼	1	1	100% ▲

**INSURANCE GROUP COMPLIANCE**  
Lost Time FROI and Initial Indemnity Payments  
Fourth Quarter  
10/1/2019 - 12/31/2019

Insurance Company	Total Lost Time FROIs Filed	Lost Time FROIs Filed Timely	Compliance Percentage	Total Initial Indemnity Payments Made	Initial Indemnity Payments Made Timely	Compliance Percentage
<b>CHUBB INSURANCE</b>	<b>FROIs Filed</b>	<b>Timely FROIs</b>	<b>Compliance</b>	<b>Payments Made</b>	<b>Timely Payments</b>	<b>Compliance</b>
ACE AMERICAN INSURANCE COMPANY	*	*	*	*	*	*
ACE INSURANCE	*	*	*	*	*	*
CA046 CHUBB INSURANCE	*	*	*	*	*	*
CA090 FEDERAL INSURANCE	*	*	*	*	*	*
INDEMNITY INS CO OF NORTH AMERICA	*	*	*	*	*	*
PACIFIC INDEMNITY CO	*	*	*	*	*	*
<b>Total</b>	<b>*</b>	<b>*</b>	<b>*</b>	<b>*</b>	<b>*</b>	<b>*</b>
<b>CHUBB INSURANCE TPA Administered Claims</b>						
CA040 BROADSPIRE SERVICES	*	*	*	*	*	*
CA070 CANNON COCHRAN MANAGEMENT SERVICES	4	3	75%	No Filings	No Filings	No Filings
CA110 CONSTITUTION STATE SERVICES	7	4	57%	3	3	100%
CA116 CORVEL ENTERPRISE COMP	7	0	0%	1	0	0%
CA117 COTTINGHAM & BUTLER CLAIMS SERVICES	*	*	*	*	*	*
CA160 ESIS	21	7	33%	7	4	57%
CA190 GALLAGHER BASSETT SERVICES	16	12	75%	7	7	100%
CA204 HELMSMAN MANAGEMENT SERVICES	*	*	*	*	*	*
CA300 SEDGWICK CLAIMS MANAGEMENT SERVICES	71	65	92%	12	12	100%
CA340 YORK RISK SERVICES	3	3	100%	No Filings	No Filings	No Filings
<b>TPA Total</b>	<b>129</b>	<b>94</b>	<b>73% ▼</b>	<b>30</b>	<b>26</b>	<b>87% ▲</b>
<b>CHUBB INSURANCE Group Total</b>	<b>129</b>	<b>94</b>	<b>73% ▼</b>	<b>30</b>	<b>26</b>	<b>87% ▲</b>
<b>CIANBRO CORPORATION</b>	<b>FROIs Filed</b>	<b>Timely FROIs</b>	<b>Compliance</b>	<b>Payments Made</b>	<b>Timely Payments</b>	<b>Compliance</b>
CA085 CIANBRO CORPORATION	1	1	100%	1	1	100%
<b>Total</b>	<b>1</b>	<b>1</b>	<b>100% ▲</b>	<b>1</b>	<b>1</b>	<b>100% ▲</b>
<b>CIANBRO CORPORATION Group Total</b>	<b>1</b>	<b>1</b>	<b>100% ▲</b>	<b>1</b>	<b>1</b>	<b>100% ▲</b>
<b>CNA INSURANCE</b>	<b>FROIs Filed</b>	<b>Timely FROIs</b>	<b>Compliance</b>	<b>Payments Made</b>	<b>Timely Payments</b>	<b>Compliance</b>
CA017 AMERICAN CASUALTY COMPANY OF READING PA	*	*	*	*	*	*
CA083 CNA CLAIMS PLUS	No Filings	No Filings	No Filings	1	1	100%
CA050 CONTINENTAL CASUALTY	*	*	*	*	*	*
CA271 NATIONAL FIRE INSURANCE	1	0	0%	2	1	50%
CA314 TRANSPORTATION INSURANCE	*	*	*	*	*	*
CA329 VALLEY FORGE INSURANCE COMPANY	*	*	*	*	*	*
<b>Total</b>	<b>1</b>	<b>0</b>	<b>0% ▼</b>	<b>3</b>	<b>2</b>	<b>67% ▼</b>
<b>CNA INSURANCE TPA Administered Claims</b>						
CA190 GALLAGHER BASSETT SERVICES	*	*	*	*	*	*
<b>TPA Total</b>	<b>*</b>	<b>*</b>	<b>*</b>	<b>*</b>	<b>*</b>	<b>*</b>
<b>CNA INSURANCE Group Total</b>	<b>1</b>	<b>0</b>	<b>0% ▼</b>	<b>3</b>	<b>2</b>	<b>67% ▼</b>



**INSURANCE GROUP COMPLIANCE**  
Lost Time FROI and Initial Indemnity Payments  
Fourth Quarter  
10/1/2019 - 12/31/2019

Insurance Company	Total Lost Time FROIs Filed	Lost Time FROIs Filed Timely	Compliance Percentage	Total Initial Indemnity Payments Made	Initial Indemnity Payments Made Timely	Compliance Percentage
<b>CONSTITUTION STATE SERVICES</b>	<b>FROIs Filed</b>	<b>Timely FROIs</b>	<b>Compliance</b>	<b>Payments Made</b>	<b>Timely Payments</b>	<b>Compliance</b>
CA110 CONSTITUTION STATE SERVICES	7	4	57%	3	3	100%
Total	7	4	57% ▼	3	3	100% ▲
<b>CONSTITUTION STATE SERVICES Group Total</b>	<b>7</b>	<b>4</b>	<b>57% ▼</b>	<b>3</b>	<b>3</b>	<b>100% ▲</b>
<b>CONTINENTAL INDEMNITY</b>	<b>FROIs Filed</b>	<b>Timely FROIs</b>	<b>Compliance</b>	<b>Payments Made</b>	<b>Timely Payments</b>	<b>Compliance</b>
CA115 CONTINENTAL INDEMNITY	1	1	100%	1	1	100%
Total	1	1	100% ▲	1	1	100% ▲
<b>CONTINENTAL INDEMNITY Group Total</b>	<b>1</b>	<b>1</b>	<b>100% ▲</b>	<b>1</b>	<b>1</b>	<b>100% ▲</b>
<b>CORVEL ENTERPRISE COMP</b>	<b>FROIs Filed</b>	<b>Timely FROIs</b>	<b>Compliance</b>	<b>Payments Made</b>	<b>Timely Payments</b>	<b>Compliance</b>
CA116 CORVEL ENTERPRISE COMP	22	4	18%	4	3	75%
Total	22	4	18% ▼	4	3	75% ▼
<b>CORVEL ENTERPRISE COMP Group Total</b>	<b>22</b>	<b>4</b>	<b>18% ▼</b>	<b>4</b>	<b>3</b>	<b>75% ▼</b>
<b>COTTINGHAM &amp; BUTLER CLAIMS SERVICES</b>	<b>FROIs Filed</b>	<b>Timely FROIs</b>	<b>Compliance</b>	<b>Payments Made</b>	<b>Timely Payments</b>	<b>Compliance</b>
CA117 COTTINGHAM & BUTLER CLAIMS SERVICES	11	10	91%	3	3	100%
Total	11	10	91% ▲	3	3	100% ▲
<b>COTTINGHAM &amp; BUTLER CLAIMS SERVICES Group Total</b>	<b>11</b>	<b>10</b>	<b>91% ▲</b>	<b>3</b>	<b>3</b>	<b>100% ▲</b>
<b>CROSS INSURANCE</b>	<b>FROIs Filed</b>	<b>Timely FROIs</b>	<b>Compliance</b>	<b>Payments Made</b>	<b>Timely Payments</b>	<b>Compliance</b>
CA093 CROSS INSURANCE	319	303	95%	45	42	93%
Total	319	303	95% ▲	45	42	93% ▲
<b>CROSS INSURANCE Group Total</b>	<b>319</b>	<b>303</b>	<b>95% ▲</b>	<b>45</b>	<b>42</b>	<b>93% ▲</b>
<b>EASTERN ALLIANCE INSURANCE</b>	<b>FROIs Filed</b>	<b>Timely FROIs</b>	<b>Compliance</b>	<b>Payments Made</b>	<b>Timely Payments</b>	<b>Compliance</b>
CA141 EASTERN ALLIANCE INSURANCE	78	64	82%	28	27	96%
Total	78	64	82% ▼	28	27	96% ▲
<b>EASTERN ALLIANCE INSURANCE Group Total</b>	<b>78</b>	<b>64</b>	<b>82% ▼</b>	<b>28</b>	<b>27</b>	<b>96% ▲</b>
<b>ELECTRIC INSURANCE</b>	<b>FROIs Filed</b>	<b>Timely FROIs</b>	<b>Compliance</b>	<b>Payments Made</b>	<b>Timely Payments</b>	<b>Compliance</b>
CA150 ELECTRIC INSURANCE	*	*	*	*	*	*
Total	*	*	*	*	*	*
<b>ELECTRIC INSURANCE TPA Administered Claims</b>						
CA300 SEDGWICK CLAIMS MANAGEMENT SERVICES	3	3	100%	1	1	100%
TPA Total	3	3	100% ▲	1	1	100% ▲
<b>ELECTRIC INSURANCE Group Total</b>	<b>3</b>	<b>3</b>	<b>100% ▲</b>	<b>1</b>	<b>1</b>	<b>100% ▲</b>

**INSURANCE GROUP COMPLIANCE**  
Lost Time FROI and Initial Indemnity Payments  
Fourth Quarter  
10/1/2019 - 12/31/2019

Insurance Company	Total Lost Time FROIs Filed	Lost Time FROIs Filed Timely	Compliance Percentage	Total Initial Indemnity Payments Made	Initial Indemnity Payments Made Timely	Compliance Percentage
<b>EMPLOYERS HOLDING INSURANCE</b>	<b>FROIs Filed</b>	<b>Timely FROIs</b>	<b>Compliance</b>	<b>Payments Made</b>	<b>Timely Payments</b>	<b>Compliance</b>
EMPLOYERS ASSURANCE COMPANY	*	*	*	*	*	*
EMPLOYERS COMPENSATION INSURANCE	*	*	*	*	*	*
EMPLOYERS PREFERRED INSURANCE	*	*	*	*	*	*
<b>Total</b>	<b>*</b>	<b>*</b>	<b>*</b>	<b>*</b>	<b>*</b>	<b>*</b>
<b>EMPLOYERS HOLDING INSURANCE TPA Administered Claims</b>						
CA040 BROADSPIRE SERVICES	7	4	57%	3	3	100%
<b>TPA Total</b>	<b>7</b>	<b>4</b>	<b>57%</b> ▼	<b>3</b>	<b>3</b>	<b>100%</b> ▲
<b>EMPLOYERS HOLDING INSURANCE Group Total</b>	<b>7</b>	<b>4</b>	<b>57%</b> ▼	<b>3</b>	<b>3</b>	<b>100%</b> ▲
<b>ESIS</b>	<b>FROIs Filed</b>	<b>Timely FROIs</b>	<b>Compliance</b>	<b>Payments Made</b>	<b>Timely Payments</b>	<b>Compliance</b>
CA160 ESIS	45	22	49%	12	5	42%
<b>Total</b>	<b>45</b>	<b>22</b>	<b>49%</b> ▼	<b>12</b>	<b>5</b>	<b>42%</b> ▼
<b>ESIS Group Total</b>	<b>45</b>	<b>22</b>	<b>49%</b> ▼	<b>12</b>	<b>5</b>	<b>42%</b> ▼
<b>FEDERATED MUTUAL INSURANCE</b>	<b>FROIs Filed</b>	<b>Timely FROIs</b>	<b>Compliance</b>	<b>Payments Made</b>	<b>Timely Payments</b>	<b>Compliance</b>
CA091 FEDERATED MUTUAL INSURANCE	3	2	67%	2	0	0%
CA092 FEDERATED SERVICE INSURANCE	*	*	*	*	*	*
<b>Total</b>	<b>3</b>	<b>2</b>	<b>67%</b> ▼	<b>2</b>	<b>0</b>	<b>0%</b> ▼
<b>FEDERATED MUTUAL INSURANCE Group Total</b>	<b>3</b>	<b>2</b>	<b>67%</b> ▼	<b>2</b>	<b>0</b>	<b>0%</b> ▼
<b>FRANKENMUTH INSURANCE</b>	<b>FROIs Filed</b>	<b>Timely FROIs</b>	<b>Compliance</b>	<b>Payments Made</b>	<b>Timely Payments</b>	<b>Compliance</b>
CA095 FRANKENMUTH INSURANCE	*	*	*	*	*	*
CA274 PATRIOT INSURANCE	3	3	100%	No Filings	No Filings	No Filings
<b>Total</b>	<b>3</b>	<b>3</b>	<b>100%</b> ▲	<b>No Filings</b>	<b>No Filings</b>	<b>No Filings</b>
<b>FRANKENMUTH INSURANCE Group Total</b>	<b>3</b>	<b>3</b>	<b>100%</b> ▲	<b>No Filings</b>	<b>No Filings</b>	<b>No Filings</b>
<b>FUTURECOMP</b>	<b>FROIs Filed</b>	<b>Timely FROIs</b>	<b>Compliance</b>	<b>Payments Made</b>	<b>Timely Payments</b>	<b>Compliance</b>
CA175 FUTURECOMP	37	34	92%	16	12	75%
<b>Total</b>	<b>37</b>	<b>34</b>	<b>92%</b> ▲	<b>16</b>	<b>12</b>	<b>75%</b> ▼
<b>FUTURECOMP Group Total</b>	<b>37</b>	<b>34</b>	<b>92%</b> ▲	<b>16</b>	<b>12</b>	<b>75%</b> ▼
<b>GALLAGHER BASSETT SERVICES</b>	<b>FROIs Filed</b>	<b>Timely FROIs</b>	<b>Compliance</b>	<b>Payments Made</b>	<b>Timely Payments</b>	<b>Compliance</b>
CA190 GALLAGHER BASSETT SERVICES	114	75	66%	49	39	80%
<b>Total</b>	<b>114</b>	<b>75</b>	<b>66%</b> ▼	<b>49</b>	<b>39</b>	<b>80%</b> ▼
<b>GALLAGHER BASSETT SERVICES Group Total</b>	<b>114</b>	<b>75</b>	<b>66%</b> ▼	<b>49</b>	<b>39</b>	<b>80%</b> ▼
<b>GREAT AMERICAN ALLIANCE INSURANCE</b>	<b>FROIs Filed</b>	<b>Timely FROIs</b>	<b>Compliance</b>	<b>Payments Made</b>	<b>Timely Payments</b>	<b>Compliance</b>
CA192 GREAT AMERICAN ALLIANCE INSURANCE	1	0	0%	No Filings	No Filings	No Filings
<b>Total</b>	<b>1</b>	<b>0</b>	<b>0%</b> ▼	<b>No Filings</b>	<b>No Filings</b>	<b>No Filings</b>
<b>GREAT AMERICAN ALLIANCE INSURANCE Group Total</b>	<b>1</b>	<b>0</b>	<b>0%</b> ▼	<b>No Filings</b>	<b>No Filings</b>	<b>No Filings</b>



**INSURANCE GROUP COMPLIANCE**  
Lost Time FROI and Initial Indemnity Payments  
Fourth Quarter  
10/1/2019 - 12/31/2019

Insurance Company	Total Lost Time FROIs Filed	Lost Time FROIs Filed Timely	Compliance Percentage	Total Initial Indemnity Payments Made	Initial Indemnity Payments Made Timely	Compliance Percentage
<b>GREAT AMERICAN INSURANCE TPA Administered Claims</b>	<b>FROIs Filed</b>	<b>Timely FROIs</b>	<b>Compliance</b>	<b>Payments Made</b>	<b>Timely Payments</b>	<b>Compliance</b>
CA323 THE AMERICAN EQUITY UNDERWRITERS	1	1	100%	No Filings	No Filings	No Filings
TPA Total	1	1	100% ▲	No Filings	No Filings	No Filings
<b>GREAT AMERICAN INSURANCE Group Total</b>	<b>1</b>	<b>1</b>	<b>100% ▲</b>	<b>No Filings</b>	<b>No Filings</b>	<b>No Filings</b>
<b>GREAT WEST INSURANCE</b>	<b>FROIs Filed</b>	<b>Timely FROIs</b>	<b>Compliance</b>	<b>Payments Made</b>	<b>Timely Payments</b>	<b>Compliance</b>
CA196 GREAT WEST INSURANCE	1	0	0%	1	1	100%
Total	1	0	0% ▼	1	1	100% ▲
<b>GREAT WEST INSURANCE Group Total</b>	<b>1</b>	<b>0</b>	<b>0% ▼</b>	<b>1</b>	<b>1</b>	<b>100% ▲</b>
<b>GUARD INSURANCE</b>	<b>FROIs Filed</b>	<b>Timely FROIs</b>	<b>Compliance</b>	<b>Payments Made</b>	<b>Timely Payments</b>	<b>Compliance</b>
CA019 AMGUARD INSURANCE	10	5	50%	1	1	100%
CA140 EASTGUARD INSURANCE	11	10	91%	2	1	50%
CA272 NORGUARD INSURANCE	4	2	50%	1	1	100%
Total	25	17	68% ▼	4	3	75% ▼
<b>GUARD INSURANCE Group Total</b>	<b>25</b>	<b>17</b>	<b>68% ▼</b>	<b>4</b>	<b>3</b>	<b>75% ▼</b>
<b>HANNAFORD BROTHERS</b>	<b>FROIs Filed</b>	<b>Timely FROIs</b>	<b>Compliance</b>	<b>Payments Made</b>	<b>Timely Payments</b>	<b>Compliance</b>
CA201 HANNAFORD BROTHERS	92	54	59%	33	21	64%
Total	92	54	59% ▼	33	21	64% ▼
<b>HANNAFORD BROTHERS Group Total</b>	<b>92</b>	<b>54</b>	<b>59% ▼</b>	<b>33</b>	<b>21</b>	<b>64% ▼</b>
<b>HANOVER INSURANCE</b>	<b>FROIs Filed</b>	<b>Timely FROIs</b>	<b>Compliance</b>	<b>Payments Made</b>	<b>Timely Payments</b>	<b>Compliance</b>
CA430 ALLMERICA FINANCIAL ALLIANCE	*	*	*	*	*	*
CA428 ALLMERICA FINANCIAL BENEFIT INSURANCE	2	1	50%	1	0	0%
CA048 CITIZENS INSURANCE COMPANY OF AMERICA	2	2	100%	No Filings	No Filings	No Filings
CA429 HANOVER AMERICAN INSURANCE	1	0	0%	1	1	100%
CA202 HANOVER INSURANCE	3	1	33%	2	2	100%
CA228 MASSACHUSETTS BAY INSURANCE	*	*	*	*	*	*
Total	8	4	50% ▼	4	3	75% ▼
<b>HANOVER INSURANCE Group Total</b>	<b>8</b>	<b>4</b>	<b>50% ▼</b>	<b>4</b>	<b>3</b>	<b>75% ▼</b>

**INSURANCE GROUP COMPLIANCE**  
Lost Time FROI and Initial Indemnity Payments  
Fourth Quarter  
10/1/2019 - 12/31/2019

Insurance Company	Total Lost Time FROIs Filed	Lost Time FROIs Filed Timely	Compliance Percentage	Total Initial Indemnity Payments Made	Initial Indemnity Payments Made Timely	Compliance Percentage
<b>HARTFORD INSURANCE</b>	<b>FROIs Filed</b>	<b>Timely FROIs</b>	<b>Compliance</b>	<b>Payments Made</b>	<b>Timely Payments</b>	<b>Compliance</b>
CA188 HARTFORD ACCIDENT & INDEMNITY	2	2	100%	No Filings	No Filings	No Filings
CA185 HARTFORD CASUALTY INSURANCE	No Filings	No Filings	No Filings	1	1	100%
CA203 HARTFORD FIRE INSURANCE	*	*	*	*	*	*
CA186 HARTFORD INSURANCE COMPANY OF THE MIDWEST	1	1	100%	No Filings	No Filings	No Filings
CA187 HARTFORD UNDERWRITERS INSURANCE	5	3	60%	3	2	67%
CA288 PROPERTY & CASUALTY INSURANCE COMPANY OF HARTFORD	14	12	86%	9	8	89%
CA296 SENTINEL INSURANCE	1	0	0%	No Filings	No Filings	No Filings
CA319 TRUMBULL INSURANCE	6	6	100%	No Filings	No Filings	No Filings
CA321 TWIN CITY FIRE INSURANCE	4	2	50%	2	2	100%
<b>Total</b>	<b>33</b>	<b>26</b>	<b>79%</b> ▼	<b>15</b>	<b>13</b>	<b>87%</b> ▲
<b>HARTFORD INSURANCE TPA Administered Claims</b>						
CA070 CANNON COCHRAN MANAGEMENT SERVICES	6	5	83%	2	2	100%
CA116 CORVEL ENTERPRISE COMP	4	1	25%	No Filings	No Filings	No Filings
CA300 SEDGWICK CLAIMS MANAGEMENT SERVICES	3	2	67%	No Filings	No Filings	No Filings
<b>TPA Total</b>	<b>13</b>	<b>8</b>	<b>62%</b> ▼	<b>2</b>	<b>2</b>	<b>100%</b> ▲
<b>HARTFORD INSURANCE Group Total</b>	<b>46</b>	<b>34</b>	<b>74%</b> ▼	<b>17</b>	<b>15</b>	<b>88%</b> ▲
<b>HELMSMAN MANAGEMENT SERVICES</b>	<b>FROIs Filed</b>	<b>Timely FROIs</b>	<b>Compliance</b>	<b>Payments Made</b>	<b>Timely Payments</b>	<b>Compliance</b>
CA204 HELMSMAN MANAGEMENT SERVICES	11	6	55%	4	3	75%
<b>Total</b>	<b>11</b>	<b>6</b>	<b>55%</b> ▼	<b>4</b>	<b>3</b>	<b>75%</b> ▼
<b>HELMSMAN MANAGEMENT SERVICES Group Total</b>	<b>11</b>	<b>6</b>	<b>55%</b> ▼	<b>4</b>	<b>3</b>	<b>75%</b> ▼
<b>LIBERTY MUTUAL INSURANCE</b>	<b>FROIs Filed</b>	<b>Timely FROIs</b>	<b>Compliance</b>	<b>Payments Made</b>	<b>Timely Payments</b>	<b>Compliance</b>
CA003 AMERICAN FIRE & CASUALTY INSURANCE	5	5	100%	1	1	100%
CA380 EMPLOYERS INSURANCE OF WAUSAU	6	4	67%	2	2	100%
CA162 EXCELSIOR INSURANCE	*	*	*	*	*	*
CA210 LIBERTY MUTUAL INSURANCE	69	46	67%	27	22	81%
CA406 OHIO CASUALTY INSURANCE	1	1	100%	1	1	100%
CA407 OHIO SECURITY INSURANCE	7	4	57%	1	1	100%
CA309 THE NETHERLANDS INSURANCE	*	*	*	*	*	*
CA408 WEST AMERICAN INSURANCE	3	2	67%	No Filings	No Filings	No Filings
<b>Total</b>	<b>91</b>	<b>62</b>	<b>68%</b> ▼	<b>32</b>	<b>27</b>	<b>84%</b> ▼
<b>LIBERTY MUTUAL INSURANCE Group Total</b>	<b>91</b>	<b>62</b>	<b>68%</b> ▼	<b>32</b>	<b>27</b>	<b>84%</b> ▼
<b>MAINE AUTOMOBILE DEALERS ASSOCIATION</b>	<b>FROIs Filed</b>	<b>Timely FROIs</b>	<b>Compliance</b>	<b>Payments Made</b>	<b>Timely Payments</b>	<b>Compliance</b>
CA220 MAINE AUTOMOBILE DEALERS ASSOCIATION	39	32	82%	3	1	33%
<b>Total</b>	<b>39</b>	<b>32</b>	<b>82%</b> ▼	<b>3</b>	<b>1</b>	<b>33%</b> ▼
<b>MAINE AUTOMOBILE DEALERS ASSOCIATION Group Total</b>	<b>39</b>	<b>32</b>	<b>82%</b> ▼	<b>3</b>	<b>1</b>	<b>33%</b> ▼



**INSURANCE GROUP COMPLIANCE**  
Lost Time FROI and Initial Indemnity Payments  
Fourth Quarter  
10/1/2019 - 12/31/2019

Insurance Company	Total Lost Time FROIs Filed	Lost Time FROIs Filed Timely	Compliance Percentage	Total Initial Indemnity Payments Made	Initial Indemnity Payments Made Timely	Compliance Percentage
MAINE EMPLOYERS' MUTUAL INSURANCE	FROIs Filed	Timely FROIs	Compliance	Payments Made	Timely Payments	Compliance
CA260 MAINE EMPLOYERS' MUTUAL INSURANCE	1203	958	80%	342	298	87%
Total	1203	958	80% ▼	342	298	87% ▲
MAINE EMPLOYERS' MUTUAL INSURANCE Group Total	1203	958	80% ▼	342	298	87% ▲
MAINE HEALTHCARE ASSOCIATION	FROIs Filed	Timely FROIs	Compliance	Payments Made	Timely Payments	Compliance
CA234 MAINE HEALTHCARE ASSOCIATION	20	18	90%	2	1	50%
Total	20	18	90% ▲	2	1	50% ▼
MAINE HEALTHCARE ASSOCIATION Group Total	20	18	90% ▲	2	1	50% ▼
MAINE MOTOR TRANSPORT ASSOCIATION	FROIs Filed	Timely FROIs	Compliance	Payments Made	Timely Payments	Compliance
CA230 MAINE MOTOR TRANSPORT ASSOCIATION	41	40	98%	8	8	100%
Total	41	40	98% ▲	8	8	100% ▲
MAINE MOTOR TRANSPORT ASSOCIATION Group Total	41	40	98% ▲	8	8	100% ▲
MAINE MUNICIPAL ASSOCIATION	FROIs Filed	Timely FROIs	Compliance	Payments Made	Timely Payments	Compliance
CA225 MAINE MUNICIPAL ASSOCIATION	236	220	93%	68	62	91%
Total	236	220	93% ▲	68	62	91% ▲
MAINE MUNICIPAL ASSOCIATION Group Total	236	220	93% ▲	68	62	91% ▲
MAINE SCHOOL MANAGEMENT ASSOCIATION	FROIs Filed	Timely FROIs	Compliance	Payments Made	Timely Payments	Compliance
CA250 MAINE SCHOOL MANAGEMENT ASSOCIATION	90	80	89%	27	26	96%
Total	90	80	89% ▲	27	26	96% ▲
MAINE SCHOOL MANAGEMENT ASSOCIATION Group Total	90	80	89% ▲	27	26	96% ▲
NATIONAL LIABILITY & FIRE INSURANCE	FROIs Filed	Timely FROIs	Compliance	Payments Made	Timely Payments	Compliance
CA474 NATIONAL LIABILITY AND FIRE INSURANCE	1	0	0%	1	1	100%
Total	1	0	0% ▼	1	1	100% ▲
NATIONAL LIABILITY & FIRE INSURANCE Group Total	1	0	0% ▼	1	1	100% ▲
NORTH RIVER INSURANCE TPA Administered Claims	FROIs Filed	Timely FROIs	Compliance	Payments Made	Timely Payments	Compliance
CA040 BROADSPIRE SERVICES	1	1	100%	No Filings	No Filings	No Filings
TPA Total	1	1	100% ▲	No Filings	No Filings	No Filings
NORTH RIVER INSURANCE Group Total	1	1	100% ▲	No Filings	No Filings	No Filings



**INSURANCE GROUP COMPLIANCE**  
Lost Time FROI and Initial Indemnity Payments  
Fourth Quarter  
10/1/2019 - 12/31/2019

Insurance Company	Total Lost Time FROIs Filed	Lost Time FROIs Filed Timely	Compliance Percentage	Total Initial Indemnity Payments Made	Initial Indemnity Payments Made Timely	Compliance Percentage
<b>OLD REPUBLIC INSURANCE</b>	<b>FROIs Filed</b>	<b>Timely FROIs</b>	<b>Compliance</b>	<b>Payments Made</b>	<b>Timely Payments</b>	<b>Compliance</b>
OLD REPUBLIC GENERAL INSURANCE CORP.	*	*	*	*	*	*
OLD REPUBLIC INSURANCE	*	*	*	*	*	*
<b>Total</b>	<b>*</b>	<b>*</b>	<b>*</b>	<b>*</b>	<b>*</b>	<b>*</b>
<b>OLD REPUBLIC INSURANCE TPA Administered Claims</b>						
CA070 CANNON COCHRAN MANAGEMENT SERVICES	13	11	85%	7	6	86%
CA190 GALLAGHER BASSETT SERVICES	2	1	50%	2	2	100%
CA300 SEDGWICK CLAIMS MANAGEMENT SERVICES	8	5	63%	1	1	100%
<b>TPA Total</b>	<b>23</b>	<b>17</b>	<b>74% ▼</b>	<b>10</b>	<b>9</b>	<b>90% ▲</b>
<b>OLD REPUBLIC INSURANCE Group Total</b>	<b>23</b>	<b>17</b>	<b>74% ▼</b>	<b>10</b>	<b>9</b>	<b>90% ▲</b>
<b>PENNSYLVANIA MFG ASSN</b>	<b>FROIs Filed</b>	<b>Timely FROIs</b>	<b>Compliance</b>	<b>Payments Made</b>	<b>Timely Payments</b>	<b>Compliance</b>
MANUFACTURERS ALLIANCE INSURANCE	*	*	*	*	*	*
PENNSYLVANIA MFG ASSN	*	*	*	*	*	*
PENNSYLVANIA MFG INDEMNITY CO	*	*	*	*	*	*
<b>Total</b>	<b>*</b>	<b>*</b>	<b>*</b>	<b>*</b>	<b>*</b>	<b>*</b>
<b>PENNSYLVANIA MFG ASSN TPA Administered Claims</b>						
CA190 GALLAGHER BASSETT SERVICES	13	7	54%	7	5	71%
CA323 THE AMERICAN EQUITY UNDERWRITERS	3	1	33%	No Filings	No Filings	No Filings
<b>TPA Total</b>	<b>16</b>	<b>8</b>	<b>50% ▼</b>	<b>7</b>	<b>5</b>	<b>71% ▼</b>
<b>PENNSYLVANIA MFG ASSN Group Total</b>	<b>16</b>	<b>8</b>	<b>50% ▼</b>	<b>7</b>	<b>5</b>	<b>71% ▼</b>
<b>PROTECTIVE INSURANCE</b>	<b>FROIs Filed</b>	<b>Timely FROIs</b>	<b>Compliance</b>	<b>Payments Made</b>	<b>Timely Payments</b>	<b>Compliance</b>
CA277 PROTECTIVE INSURANCE COMPANY	*	*	*	*	*	*
<b>Total</b>	<b>*</b>	<b>*</b>	<b>*</b>	<b>*</b>	<b>*</b>	<b>*</b>
<b>PROTECTIVE INSURANCE TPA Administered Claims</b>						
CA320 SYNERNET	*	*	*	*	*	*
CA340 YORK RISK SERVICES	1	0	0%	No Filings	No Filings	No Filings
<b>TPA Total</b>	<b>1</b>	<b>0</b>	<b>0% ▼</b>	<b>No Filings</b>	<b>No Filings</b>	<b>No Filings</b>
<b>PROTECTIVE INSURANCE Group Total</b>	<b>1</b>	<b>0</b>	<b>0% ▼</b>	<b>No Filings</b>	<b>No Filings</b>	<b>No Filings</b>
<b>QBE INSURANCE GROUP</b>	<b>FROIs Filed</b>	<b>Timely FROIs</b>	<b>Compliance</b>	<b>Payments Made</b>	<b>Timely Payments</b>	<b>Compliance</b>
QBE INSURANCE GROUP	*	*	*	*	*	*
<b>Total</b>	<b>*</b>	<b>*</b>	<b>*</b>	<b>*</b>	<b>*</b>	<b>*</b>
<b>QBE INSURANCE GROUP TPA Administered Claims</b>						
CA190 GALLAGHER BASSETT SERVICES	3	0	0%	No Filings	No Filings	No Filings
CA300 SEDGWICK CLAIMS MANAGEMENT SERVICES	7	5	71%	No Filings	No Filings	No Filings
<b>TPA Total</b>	<b>10</b>	<b>5</b>	<b>50% ▼</b>	<b>No Filings</b>	<b>No Filings</b>	<b>No Filings</b>
<b>QBE INSURANCE GROUP Group Total</b>	<b>10</b>	<b>5</b>	<b>50% ▼</b>	<b>No Filings</b>	<b>No Filings</b>	<b>No Filings</b>

**INSURANCE GROUP COMPLIANCE**  
Lost Time FROI and Initial Indemnity Payments  
Fourth Quarter  
10/1/2019 - 12/31/2019

Insurance Company	Total Lost Time FROIs Filed	Lost Time FROIs Filed Timely	Compliance Percentage	Total Initial Indemnity Payments Made	Initial Indemnity Payments Made Timely	Compliance Percentage
<b>SAFETY NATIONAL CASUALTY CORP</b>	<b>FROIs Filed</b>	<b>Timely FROIs</b>	<b>Compliance</b>	<b>Payments Made</b>	<b>Timely Payments</b>	<b>Compliance</b>
SAFETY NATIONAL CASUALTY CORP	*	*	*	*	*	*
<b>Total</b>	<b>*</b>	<b>*</b>	<b>*</b>	<b>*</b>	<b>*</b>	<b>*</b>
<b>SAFETY NATIONAL CASUALTY CORP TPA Administered Claims</b>						
CA040 BROADSPIRE SERVICES	*	*	*	*	*	*
CA070 CANNON COCHRAN MANAGEMENT SERVICES	1	1	100%	No Filings	No Filings	No Filings
CA116 CORVEL ENTERPRISE COMP	7	2	29%	3	3	100%
CA160 ESIS	2	0	0%	No Filings	No Filings	No Filings
CA190 GALLAGHER BASSETT SERVICES	5	3	60%	5	3	60%
CA204 HELMSMAN MANAGEMENT SERVICES	1	1	100%	No Filings	No Filings	No Filings
CA300 SEDGWICK CLAIMS MANAGEMENT SERVICES	8	6	75%	2	2	100%
<b>TPA Total</b>	<b>24</b>	<b>13</b>	<b>54%</b> ▼	<b>10</b>	<b>8</b>	<b>80%</b> ▼
<b>SAFETY NATIONAL CASUALTY CORP Group Total</b>	<b>24</b>	<b>13</b>	<b>54%</b> ▼	<b>10</b>	<b>8</b>	<b>80%</b> ▼
<b>SEDGWICK CLAIMS MANAGEMENT SERVICES</b>	<b>FROIs Filed</b>	<b>Timely FROIs</b>	<b>Compliance</b>	<b>Payments Made</b>	<b>Timely Payments</b>	<b>Compliance</b>
CA300 SEDGWICK CLAIMS MANAGEMENT SERVICES	187	157	84%	33	29	88%
<b>Total</b>	<b>187</b>	<b>157</b>	<b>84%</b> ▼	<b>33</b>	<b>29</b>	<b>88%</b> ▲
<b>SEDGWICK CLAIMS MANAGEMENT SERVICES Group Total</b>	<b>187</b>	<b>157</b>	<b>84%</b> ▼	<b>33</b>	<b>29</b>	<b>88%</b> ▲
<b>SENTRY INSURANCE</b>	<b>FROIs Filed</b>	<b>Timely FROIs</b>	<b>Compliance</b>	<b>Payments Made</b>	<b>Timely Payments</b>	<b>Compliance</b>
CA426 MIDDLESEX INSURANCE COMPANY	2	2	100%	1	1	100%
CA402 SENTRY CASUALTY	14	12	86%	7	7	100%
CA305 SENTRY INSURANCE	5	3	60%	2	2	100%
<b>Total</b>	<b>21</b>	<b>17</b>	<b>81%</b> ▼	<b>10</b>	<b>10</b>	<b>100%</b> ▲
<b>SENTRY INSURANCE Group Total</b>	<b>21</b>	<b>17</b>	<b>81%</b> ▼	<b>10</b>	<b>10</b>	<b>100%</b> ▲
<b>SOMPO JAPAN INSURANCE</b>	<b>FROIs Filed</b>	<b>Timely FROIs</b>	<b>Compliance</b>	<b>Payments Made</b>	<b>Timely Payments</b>	<b>Compliance</b>
SOMPO JAPAN INSURANCE COMPANY OF AMERICA	*	*	*	*	*	*
<b>Total</b>	<b>*</b>	<b>*</b>	<b>*</b>	<b>*</b>	<b>*</b>	<b>*</b>
<b>SOMPO JAPAN INSURANCE TPA Administered Claims</b>						
CA040 BROADSPIRE SERVICES	*	*	*	*	*	*
CA190 GALLAGHER BASSETT SERVICES	4	4	100%	1	1	100%
<b>TPA Total</b>	<b>4</b>	<b>4</b>	<b>100%</b> ▲	<b>1</b>	<b>1</b>	<b>100%</b> ▲
<b>SOMPO JAPAN INSURANCE Group Total</b>	<b>4</b>	<b>4</b>	<b>100%</b> ▲	<b>1</b>	<b>1</b>	<b>100%</b> ▲



**INSURANCE GROUP COMPLIANCE**  
Lost Time FROI and Initial Indemnity Payments  
Fourth Quarter  
10/1/2019 - 12/31/2019

Insurance Company	Total Lost Time FROIs Filed	Lost Time FROIs Filed Timely	Compliance Percentage	Total Initial Indemnity Payments Made	Initial Indemnity Payments Made Timely	Compliance Percentage
STARR INDEMNITY INSURANCE	FROIs Filed	Timely FROIs	Compliance	Payments Made	Timely Payments	Compliance
STARR INDEMNITY INSURANCE	*	*	*	*	*	*
Total	*	*	*	*	*	*
STARR INDEMNITY INSURANCE TPA Administered Claims						
CA160 ESIS	1	1	100%	1	0	0%
CA190 GALLAGHER BASSETT SERVICES	1	1	100%	No Filings	No Filings	No Filings
CA300 SEDGWICK CLAIMS MANAGEMENT SERVICES	2	2	100%	No Filings	No Filings	No Filings
TPA Total	4	4	100% ▲	1	0	0% ▼
STARR INDEMNITY INSURANCE Group Total	4	4	100% ▲	1	0	0% ▼
STATE OF MAINE WORKERS' COMPENSATION TRUST	FROIs Filed	Timely FROIs	Compliance	Payments Made	Timely Payments	Compliance
CA307 STATE OF MAINE WORKERS' COMPENSATION TRUST	143	131	92%	28	26	93%
Total	143	131	92% ▲	28	26	93% ▲
STATE OF MAINE WORKERS' COMPENSATION TRUST Group Total	143	131	92% ▲	28	26	93% ▲
SYNERNET	FROIs Filed	Timely FROIs	Compliance	Payments Made	Timely Payments	Compliance
CA320 SYNERNET	165	153	93%	26	26	100%
Total	165	153	93% ▲	26	26	100% ▲
SYNERNET Group Total	165	153	93% ▲	26	26	100% ▲
THE AMERICAN EQUITY UNDERWRITERS	FROIs Filed	Timely FROIs	Compliance	Payments Made	Timely Payments	Compliance
CA193 GREAT AMERICAN INSURANCE	*	*	*	*	*	*
CA323 THE AMERICAN EQUITY UNDERWRITERS	4	2	50%	No Filings	No Filings	No Filings
Total	4	2	50% ▼	No Filings	No Filings	No Filings
THE AMERICAN EQUITY UNDERWRITERS Group Total	4	2	50% ▼	No Filings	No Filings	No Filings

**INSURANCE GROUP COMPLIANCE**  
Lost Time FROI and Initial Indemnity Payments  
Fourth Quarter  
10/1/2019 - 12/31/2019

Insurance Company	Total Lost Time FROIs Filed	Lost Time FROIs Filed Timely	Compliance Percentage	Total Initial Indemnity Payments Made	Initial Indemnity Payments Made Timely	Compliance Percentage
<b>TRAVELERS INSURANCE</b>	<b>FROIs Filed</b>	<b>Timely FROIs</b>	<b>Compliance</b>	<b>Payments Made</b>	<b>Timely Payments</b>	<b>Compliance</b>
CA072 CHARTER OAK FIRE INSURANCE	24	11	46%	15	11	73%
CA164 FARMINGTON CASUALTY	1	0	0%	1	0	0%
CA284 PHOENIX INSURANCE	1	1	100%	1	1	100%
CA306 STANDARD FIRE INSURANCE	4	3	75%	3	3	100%
CA347 TRAVELERS CASUALTY & SURETY	1	1	100%	No Filings	No Filings	No Filings
CA348 TRAVELERS CASUALTY INSURANCE COMPANY OF AMERICA	5	3	60%	2	2	100%
CA349 TRAVELERS COMMERCIAL CASUALTY	1	1	100%	1	1	100%
CA343 TRAVELERS INDEMNITY COMPANY	*	*	*	*	*	*
CA346 TRAVELERS INDEMNITY COMPANY OF AMERICA	1	0	0%	No Filings	No Filings	No Filings
CA345 TRAVELERS PROPERTY CASUALTY INSURANCE	3	3	100%	3	3	100%
<b>Total</b>	<b>41</b>	<b>23</b>	<b>56% ▼</b>	<b>26</b>	<b>21</b>	<b>81% ▼</b>
<b>TRAVELERS INSURANCE TPA Administered Claims</b>						
CA190 GALLAGHER BASSETT SERVICES	3	2	67%	No Filings	No Filings	No Filings
CA300 SEDGWICK CLAIMS MANAGEMENT SERVICES	1	1	100%	2	2	100%
CA340 YORK RISK SERVICES	2	0	0%	No Filings	No Filings	No Filings
<b>TPA Total</b>	<b>6</b>	<b>3</b>	<b>50% ▼</b>	<b>2</b>	<b>2</b>	<b>100% ▲</b>
<b>TRAVELERS INSURANCE Group Total</b>	<b>47</b>	<b>26</b>	<b>55% ▼</b>	<b>28</b>	<b>23</b>	<b>82% ▼</b>
<b>UTICA MUTUAL INSURANCE</b>	<b>FROIs Filed</b>	<b>Timely FROIs</b>	<b>Compliance</b>	<b>Payments Made</b>	<b>Timely Payments</b>	<b>Compliance</b>
CA324 UTICA MUTUAL INSURANCE	2	0	0%	2	1	50%
<b>Total</b>	<b>2</b>	<b>0</b>	<b>0% ▼</b>	<b>2</b>	<b>1</b>	<b>50% ▼</b>
<b>UTICA MUTUAL INSURANCE Group Total</b>	<b>2</b>	<b>0</b>	<b>0% ▼</b>	<b>2</b>	<b>1</b>	<b>50% ▼</b>
<b>VANLINER INSURANCE</b>	<b>FROIs Filed</b>	<b>Timely FROIs</b>	<b>Compliance</b>	<b>Payments Made</b>	<b>Timely Payments</b>	<b>Compliance</b>
CA379 VANLINER INSURANCE	2	2	100%	1	1	100%
<b>Total</b>	<b>2</b>	<b>2</b>	<b>100% ▲</b>	<b>1</b>	<b>1</b>	<b>100% ▲</b>
<b>VANLINER INSURANCE Group Total</b>	<b>2</b>	<b>2</b>	<b>100% ▲</b>	<b>1</b>	<b>1</b>	<b>100% ▲</b>
<b>WALMART CLAIMS SERVICES</b>	<b>FROIs Filed</b>	<b>Timely FROIs</b>	<b>Compliance</b>	<b>Payments Made</b>	<b>Timely Payments</b>	<b>Compliance</b>
CA100 WALMART CLAIMS SERVICES	70	69	99%	6	6	100%
<b>Total</b>	<b>70</b>	<b>69</b>	<b>99% ▲</b>	<b>6</b>	<b>6</b>	<b>100% ▲</b>
<b>WALMART CLAIMS SERVICES Group Total</b>	<b>70</b>	<b>69</b>	<b>99% ▲</b>	<b>6</b>	<b>6</b>	<b>100% ▲</b>



**INSURANCE GROUP COMPLIANCE**  
Lost Time FROI and Initial Indemnity Payments  
Fourth Quarter  
10/1/2019 - 12/31/2019

Insurance Company	Total Lost Time FROIs Filed	Lost Time FROIs Filed Timely	Compliance Percentage	Total Initial Indemnity Payments Made	Initial Indemnity Payments Made Timely	Compliance Percentage
<b>XL INSURANCE</b>	<b>FROIs Filed</b>	<b>Timely FROIs</b>	<b>Compliance</b>	<b>Payments Made</b>	<b>Timely Payments</b>	<b>Compliance</b>
CA317 T.H.E. INSURANCE	*	*	*	*	*	*
CA384 XL INSURANCE	*	*	*	*	*	*
<b>Total</b>	<b>*</b>	<b>*</b>	<b>*</b>	<b>*</b>	<b>*</b>	<b>*</b>
<b>XL INSURANCE TPA Administered Claims</b>						
CA040 BROADSPIRE SERVICES	1	1	100%	No Filings	No Filings	No Filings
CA116 CORVEL ENTERPRISE COMP	1	0	0%	No Filings	No Filings	No Filings
CA190 GALLAGHER BASSETT SERVICES	16	12	75%	5	5	100%
CA300 SEDGWICK CLAIMS MANAGEMENT SERVICES	16	11	69%	4	4	100%
<b>TPA Total</b>	<b>34</b>	<b>24</b>	<b>71% ▼</b>	<b>9</b>	<b>9</b>	<b>100% ▲</b>
<b>XL INSURANCE Group Total</b>	<b>34</b>	<b>24</b>	<b>71% ▼</b>	<b>9</b>	<b>9</b>	<b>100% ▲</b>
<b>YORK RISK SERVICES</b>	<b>FROIs Filed</b>	<b>Timely FROIs</b>	<b>Compliance</b>	<b>Payments Made</b>	<b>Timely Payments</b>	<b>Compliance</b>
CA340 YORK RISK SERVICES	9	4	44%	2	1	50%
<b>Total</b>	<b>9</b>	<b>4</b>	<b>44% ▼</b>	<b>2</b>	<b>1</b>	<b>50% ▼</b>
<b>YORK RISK SERVICES Group Total</b>	<b>9</b>	<b>4</b>	<b>44% ▼</b>	<b>2</b>	<b>1</b>	<b>50% ▼</b>
<b>ZURICH INSURANCE</b>	<b>FROIs Filed</b>	<b>Timely FROIs</b>	<b>Compliance</b>	<b>Payments Made</b>	<b>Timely Payments</b>	<b>Compliance</b>
CA021 AMERICAN GUARANTEE & LIABILITY	2	1	50%	No Filings	No Filings	No Filings
CA022 AMERICAN ZURICH	9	5	56%	3	2	67%
CA400 ZURICH AMERICAN INSURANCE	6	2	33%	3	3	100%
CA404 ZURICH AMERICAN INSURANCE COMPANY OF ILLINOIS	1	1	100%	No Filings	No Filings	No Filings
<b>Total</b>	<b>18</b>	<b>9</b>	<b>50% ▼</b>	<b>6</b>	<b>5</b>	<b>83% ▼</b>
<b>ZURICH INSURANCE TPA Administered Claims</b>						
CA040 BROADSPIRE SERVICES	3	2	67%	1	1	100%
CA080 CHESTERFIELD SERVICES	*	*	*	*	*	*
CA116 CORVEL ENTERPRISE COMP	3	1	33%	No Filings	No Filings	No Filings
CA417 CREATIVE RISK SOLUTIONS	*	*	*	*	*	*
CA160 ESIS	3	2	67%	No Filings	No Filings	No Filings
CA190 GALLAGHER BASSETT SERVICES	9	5	56%	2	2	100%
CA300 SEDGWICK CLAIMS MANAGEMENT SERVICES	8	7	88%	1	0	0%
<b>TPA Total</b>	<b>26</b>	<b>17</b>	<b>65% ▼</b>	<b>4</b>	<b>3</b>	<b>75% ▼</b>
<b>ZURICH INSURANCE Group Total</b>	<b>44</b>	<b>26</b>	<b>59% ▼</b>	<b>10</b>	<b>8</b>	<b>80% ▼</b>





## **Appendix B**

**Insurance Group Compliance  
Initial MOP and Initial Indemnity NOC Filings  
Fourth Quarter 2019  
10/1/2019-12/31/2019**

**INSURANCE GROUP COMPLIANCE**  
Initial MOP and Initial Indemnity NOC Filings  
Fourth Quarter  
10/1/2019 -12/31/2019

Insurance Company	Total Initial MOPs Filed	Initial MOPs Filed Timely	Compliance Percentage	Total Initial Indemnity NOCs Filed	Initial Indemnity NOCs Filed Timely	Compliance Percentage
<b>ACADIA INSURANCE</b>	<b>MOPs Filed</b>	<b>Timely MOPs</b>	<b>Compliance</b>	<b>NOCs Filed</b>	<b>Timely NOCs</b>	<b>Compliance</b>
CA010 ACADIA INSURANCE	28	24	86%	4	3	75%
<b>Total</b>	<b>28</b>	<b>24</b>	<b>86% ▲</b>	<b>4</b>	<b>3</b>	<b>75% ▼</b>
<b>ACADIA INSURANCE Group Total</b>	<b>28</b>	<b>24</b>	<b>86% ▲</b>	<b>4</b>	<b>3</b>	<b>75% ▼</b>
<b>AIG INSURANCE</b>	<b>MOPs Filed</b>	<b>Timely MOPs</b>	<b>Compliance</b>	<b>NOCs Filed</b>	<b>Timely NOCs</b>	<b>Compliance</b>
CA015 AIG CLAIMS, INC	2	2	100%	3	3	100%
CA022 AMERICAN ZURICH	*	*	*	*	*	*
<b>Total</b>	<b>2</b>	<b>2</b>	<b>100% ▲</b>	<b>3</b>	<b>3</b>	<b>100% ▲</b>
<b>AIG INSURANCE TPA Administered Claims</b>	<b>MOPs Filed</b>	<b>Timely MOPs</b>	<b>Compliance</b>	<b>NOCs Filed</b>	<b>Timely NOCs</b>	<b>Compliance</b>
CA012 ALTERNATIVE SERVICE CONCEPTS LLC	*	*	*	*	*	*
CA040 BROADSPIRE SERVICES	No Filings	No Filings	No Filings	2	2	100%
CA160 ESIS	3	1	33%	2	1	50%
CA190 GALLAGHER BASSETT SERVICES	11	9	82%	7	4	57%
CA204 HELMSMAN MANAGEMENT SERVICES	1	0	0%	No Filings	No Filings	No Filings
CA300 SEDGWICK CLAIMS MANAGEMENT SERVICES	4	4	100%	3	3	100%
<b>TPA Total</b>	<b>19</b>	<b>14</b>	<b>74% ▼</b>	<b>14</b>	<b>10</b>	<b>71% ▼</b>
<b>AIG INSURANCE Group Total</b>	<b>21</b>	<b>16</b>	<b>76% ▼</b>	<b>17</b>	<b>13</b>	<b>76% ▼</b>
<b>AIM MUTUAL</b>	<b>MOPs Filed</b>	<b>Timely MOPs</b>	<b>Compliance</b>	<b>NOCs Filed</b>	<b>Timely NOCs</b>	<b>Compliance</b>
CA472 AIM MUTUAL INSURANCE	1	1	100%	1	1	100%
<b>Total</b>	<b>1</b>	<b>1</b>	<b>100% ▲</b>	<b>1</b>	<b>1</b>	<b>100% ▲</b>
<b>AIM MUTUAL Group Total</b>	<b>1</b>	<b>1</b>	<b>100% ▲</b>	<b>1</b>	<b>1</b>	<b>100% ▲</b>
<b>AMTRUST INSURANCE</b>	<b>MOPs Filed</b>	<b>Timely MOPs</b>	<b>Compliance</b>	<b>NOCs Filed</b>	<b>Timely NOCs</b>	<b>Compliance</b>
CA437 SECURITY NATIONAL INSURANCE	*	*	*	*	*	*
CA342 TECHNOLOGY INSURANCE	2	2	100%	No Filings	No Filings	No Filings
CA381 WESCO INSURANCE	2	2	100%	2	2	100%
<b>Total</b>	<b>4</b>	<b>4</b>	<b>100% ▲</b>	<b>2</b>	<b>2</b>	<b>100% ▲</b>
<b>AMTRUST INSURANCE Group Total</b>	<b>4</b>	<b>4</b>	<b>100% ▲</b>	<b>2</b>	<b>2</b>	<b>100% ▲</b>



**INSURANCE GROUP COMPLIANCE**  
Initial MOP and Initial Indemnity NOC Filings  
Fourth Quarter  
10/1/2019 -12/31/2019

Insurance Company	Total Initial MOPs Filed	Initial MOPs Filed Timely	Compliance Percentage	Total Initial Indemnity NOCs Filed	Initial Indemnity NOCs Filed Timely	Compliance Percentage
<b>ARCH INSURANCE</b>	<b>MOPs Filed</b>	<b>Timely MOPs</b>	<b>Compliance</b>	<b>NOCs Filed</b>	<b>Timely NOCs</b>	<b>Compliance</b>
ARCH INSURANCE	*	*	*	*	*	*
<b>Total</b>	*	*	*	*	*	*
<b>ARCH INSURANCE TPA Administered Claims</b>						
CA040 BROADSPIRE SERVICES	1	1	100%	No Filings	No Filings	No Filings
CA116 CORVEL ENTERPRISE COMP	*	*	*	*	*	*
CA117 COTTINGHAM & BUTLER CLAIMS SERVICES	3	3	100%	1	1	100%
CA160 ESIS	*	*	*	*	*	*
CA190 GALLAGHER BASSETT SERVICES	7	3	43%	1	0	0%
CA204 HELMSMAN MANAGEMENT SERVICES	No Filings	No Filings	No Filings	No Filings	No Filings	No Filings
CA300 SEDGWICK CLAIMS MANAGEMENT SERVICES	1	0	0%	No Filings	No Filings	No Filings
CA340 YORK RISK SERVICES	2	1	50%	1	0	0%
<b>TPA Total</b>	<b>14</b>	<b>8</b>	<b>57%</b> ▼	<b>3</b>	<b>1</b>	<b>33%</b> ▼
<b>ARCH INSURANCE Group Total</b>	<b>14</b>	<b>8</b>	<b>57%</b> ▼	<b>3</b>	<b>1</b>	<b>33%</b> ▼
<b>BATH IRON WORKS</b>	<b>MOPs Filed</b>	<b>Timely MOPs</b>	<b>Compliance</b>	<b>NOCs Filed</b>	<b>Timely NOCs</b>	<b>Compliance</b>
CA036 BATH IRON WORKS	12	11	92%	2	2	100%
<b>Total</b>	<b>12</b>	<b>11</b>	<b>92%</b> ▲	<b>2</b>	<b>2</b>	<b>100%</b> ▲
<b>BATH IRON WORKS Group Total</b>	<b>12</b>	<b>11</b>	<b>92%</b> ▲	<b>2</b>	<b>2</b>	<b>100%</b> ▲
<b>BERKSHIRE HATHAWAY INSURANCE</b>	<b>MOPs Filed</b>	<b>Timely MOPs</b>	<b>Compliance</b>	<b>NOCs Filed</b>	<b>Timely NOCs</b>	<b>Compliance</b>
CA114 BERKSHIRE HATHAWAY HOMESTATE INSURANCE	No Filings	No Filings	No Filings	No Filings	No Filings	No Filings
CA293 REDWOOD FIRE AND CASUALTY INSURANCE	*	*	*	*	*	*
<b>Total</b>	<b>No Filings</b>	<b>No Filings</b>	<b>No Filings</b>	<b>No Filings</b>	<b>No Filings</b>	<b>No Filings</b>
<b>BERKSHIRE HATHAWAY INSURANCE Group Total</b>	<b>No Filings</b>	<b>No Filings</b>	<b>No Filings</b>	<b>No Filings</b>	<b>No Filings</b>	<b>No Filings</b>
<b>BROADSPIRE SERVICES</b>	<b>MOPs Filed</b>	<b>Timely MOPs</b>	<b>Compliance</b>	<b>NOCs Filed</b>	<b>Timely NOCs</b>	<b>Compliance</b>
CA040 BROADSPIRE SERVICES	5	5	100%	4	4	100%
<b>Total</b>	<b>5</b>	<b>5</b>	<b>100%</b> ▲	<b>4</b>	<b>4</b>	<b>100%</b> ▲
<b>BROADSPIRE SERVICES Group Total</b>	<b>5</b>	<b>5</b>	<b>100%</b> ▲	<b>4</b>	<b>4</b>	<b>100%</b> ▲
<b>CANNON COCHRAN MANAGEMENT SERVICES</b>	<b>MOPs Filed</b>	<b>Timely MOPs</b>	<b>Compliance</b>	<b>NOCs Filed</b>	<b>Timely NOCs</b>	<b>Compliance</b>
CA070 CANNON COCHRAN MANAGEMENT SERVICES	22	17	77%	15	15	100%
<b>Total</b>	<b>22</b>	<b>17</b>	<b>77%</b> ▼	<b>15</b>	<b>15</b>	<b>100%</b> ▲
<b>CANNON COCHRAN MANAGEMENT SERVICES Group Total</b>	<b>22</b>	<b>17</b>	<b>77%</b> ▼	<b>15</b>	<b>15</b>	<b>100%</b> ▲
<b>CHESTERFIELD SERVICES</b>	<b>MOPs Filed</b>	<b>Timely MOPs</b>	<b>Compliance</b>	<b>NOCs Filed</b>	<b>Timely NOCs</b>	<b>Compliance</b>
CA022 AMERICAN ZURICH	1	0	0%	No Filings	No Filings	No Filings
CA400 ZURICH AMERICAN INSURANCE	*	*	*	*	*	*
<b>Total</b>	<b>1</b>	<b>0</b>	<b>0%</b> ▼	<b>No Filings</b>	<b>No Filings</b>	<b>No Filings</b>
<b>CHESTERFIELD SERVICES Group Total</b>	<b>1</b>	<b>0</b>	<b>0%</b> ▼	<b>No Filings</b>	<b>No Filings</b>	<b>No Filings</b>

Maine Workers' Compensation Board  
Initial MOP Filing Benchmark: 85%  
Initial Indemnity NOC Benchmark: 90%

▲ Indicates benchmark met or exceeded  
▼ Indicates benchmark not met

**INSURANCE GROUP COMPLIANCE**  
Initial MOP and Initial Indemnity NOC Filings  
Fourth Quarter  
10/1/2019 -12/31/2019

Insurance Company	Total Initial MOPs Filed	Initial MOPs Filed Timely	Compliance Percentage	Total Initial Indemnity NOCs Filed	Initial Indemnity NOCs Filed Timely	Compliance Percentage
<b>CHUBB INSURANCE</b>	<b>MOPs Filed</b>	<b>Timely MOPs</b>	<b>Compliance</b>	<b>NOCs Filed</b>	<b>Timely NOCs</b>	<b>Compliance</b>
ACE AMERICAN INSURANCE COMPANY	*	*	*	*	*	*
ACE INSURANCE	*	*	*	*	*	*
CA046 CHUBB INSURANCE	*	*	*	*	*	*
CA090 FEDERAL INSURANCE	*	*	*	*	*	*
INDEMNITY INS CO OF NORTH AMERICA	*	*	*	*	*	*
PACIFIC INDEMNITY CO	*	*	*	*	*	*
<b>Total</b>	<b>*</b>	<b>*</b>	<b>*</b>	<b>*</b>	<b>*</b>	<b>*</b>
<b>CHUBB INSURANCE TPA Administered Claims</b>						
CA040 BROADSPIRE SERVICES	*	*	*	*	*	*
CA070 CANNON COCHRAN MANAGEMENT SERVICES	No Filings	No Filings	No Filings	2	2	100%
CA110 CONSTITUTION STATE SERVICES	3	3	100%	2	2	100%
CA116 CORVEL ENTERPRISE COMP	1	0	0%	1	0	0%
CA117 COTTINGHAM & BUTLER CLAIMS SERVICES	*	*	*	*	*	*
CA160 ESIS	7	6	86%	4	4	100%
CA190 GALLAGHER BASSETT SERVICES	7	7	100%	3	2	67%
CA204 HELMSMAN MANAGEMENT SERVICES	*	*	*	*	*	*
CA300 SEDGWICK CLAIMS MANAGEMENT SERVICES	12	12	100%	15	14	93%
CA340 YORK RISK SERVICES	No Filings	No Filings	No Filings	No Filings	No Filings	No Filings
<b>TPA Total</b>	<b>30</b>	<b>28</b>	<b>93% ▲</b>	<b>27</b>	<b>24</b>	<b>89% ▼</b>
<b>CHUBB INSURANCE Group Total</b>	<b>30</b>	<b>28</b>	<b>93% ▲</b>	<b>27</b>	<b>24</b>	<b>89% ▼</b>
<b>CIANBRO CORPORATION</b>	<b>MOPs Filed</b>	<b>Timely MOPs</b>	<b>Compliance</b>	<b>NOCs Filed</b>	<b>Timely NOCs</b>	<b>Compliance</b>
CA085 CIANBRO CORPORATION	1	1	100%	No Filings	No Filings	No Filings
<b>Total</b>	<b>1</b>	<b>1</b>	<b>100% ▲</b>	<b>No Filings</b>	<b>No Filings</b>	<b>No Filings</b>
<b>CIANBRO CORPORATION Group Total</b>	<b>1</b>	<b>1</b>	<b>100% ▲</b>	<b>No Filings</b>	<b>No Filings</b>	<b>No Filings</b>
<b>CNA INSURANCE</b>	<b>MOPs Filed</b>	<b>Timely MOPs</b>	<b>Compliance</b>	<b>NOCs Filed</b>	<b>Timely NOCs</b>	<b>Compliance</b>
CA017 AMERICAN CASUALTY COMPANY OF READING PA	*	*	*	*	*	*
CA083 CNA CLAIMS PLUS	1	1	100%	No Filings	No Filings	No Filings
CA050 CONTINENTAL CASUALTY	*	*	*	*	*	*
CA271 NATIONAL FIRE INSURANCE	2	0	0%	No Filings	No Filings	No Filings
CA314 TRANSPORTATION INSURANCE	*	*	*	*	*	*
CA329 VALLEY FORGE INSURANCE COMPANY	*	*	*	*	*	*
<b>Total</b>	<b>3</b>	<b>1</b>	<b>33% ▼</b>	<b>No Filings</b>	<b>No Filings</b>	<b>No Filings</b>
<b>CNA INSURANCE TPA Administered Claims</b>						
CA190 GALLAGHER BASSETT SERVICES	*	*	*	*	*	*
<b>TPA Total</b>	<b>*</b>	<b>*</b>	<b>*</b>	<b>*</b>	<b>*</b>	<b>*</b>
<b>CNA INSURANCE Group Total</b>	<b>3</b>	<b>1</b>	<b>33% ▼</b>	<b>No Filings</b>	<b>No Filings</b>	<b>No Filings</b>



**INSURANCE GROUP COMPLIANCE**  
Initial MOP and Initial Indemnity NOC Filings  
Fourth Quarter  
10/1/2019 -12/31/2019

Insurance Company	Total Initial MOPs Filed	Initial MOPs Filed Timely	Compliance Percentage	Total Initial Indemnity NOCs Filed	Initial Indemnity NOCs Filed Timely	Compliance Percentage
<b>CONSTITUTION STATE SERVICES</b>	<b>MOPs Filed</b>	<b>Timely MOPs</b>	<b>Compliance</b>	<b>NOCs Filed</b>	<b>Timely NOCs</b>	<b>Compliance</b>
CA110 CONSTITUTION STATE SERVICES	3	3	100%	2	2	100%
Total	3	3	100% ▲	2	2	100% ▲
CONSTITUTION STATE SERVICES Group Total	3	3	100% ▲	2	2	100% ▲
<b>CONTINENTAL INDEMNITY</b>	<b>MOPs Filed</b>	<b>Timely MOPs</b>	<b>Compliance</b>	<b>NOCs Filed</b>	<b>Timely NOCs</b>	<b>Compliance</b>
CA115 CONTINENTAL INDEMNITY	1	1	100%	No Filings	No Filings	No Filings
Total	1	1	100% ▲	No Filings	No Filings	No Filings
CONTINENTAL INDEMNITY Group Total	1	1	100% ▲	No Filings	No Filings	No Filings
<b>CORVEL ENTERPRISE COMP</b>	<b>MOPs Filed</b>	<b>Timely MOPs</b>	<b>Compliance</b>	<b>NOCs Filed</b>	<b>Timely NOCs</b>	<b>Compliance</b>
CA116 CORVEL ENTERPRISE COMP	4	3	75%	1	0	0%
Total	4	3	75% ▼	1	0	0% ▼
CORVEL ENTERPRISE COMP Group Total	4	3	75% ▼	1	0	0% ▼
<b>COTTINGHAM &amp; BUTLER CLAIMS SERVICES</b>	<b>MOPs Filed</b>	<b>Timely MOPs</b>	<b>Compliance</b>	<b>NOCs Filed</b>	<b>Timely NOCs</b>	<b>Compliance</b>
CA117 COTTINGHAM & BUTLER CLAIMS SERVICES	3	3	100%	1	1	100%
Total	3	3	100% ▲	1	1	100% ▲
COTTINGHAM & BUTLER CLAIMS SERVICES Group Total	3	3	100% ▲	1	1	100% ▲
<b>CROSS INSURANCE</b>	<b>MOPs Filed</b>	<b>Timely MOPs</b>	<b>Compliance</b>	<b>NOCs Filed</b>	<b>Timely NOCs</b>	<b>Compliance</b>
CA093 CROSS INSURANCE	45	44	98%	67	67	100%
Total	45	44	98% ▲	67	67	100% ▲
CROSS INSURANCE Group Total	45	44	98% ▲	67	67	100% ▲
<b>EASTERN ALLIANCE INSURANCE</b>	<b>MOPs Filed</b>	<b>Timely MOPs</b>	<b>Compliance</b>	<b>NOCs Filed</b>	<b>Timely NOCs</b>	<b>Compliance</b>
CA141 EASTERN ALLIANCE INSURANCE	28	27	96%	9	9	100%
Total	28	27	96% ▲	9	9	100% ▲
EASTERN ALLIANCE INSURANCE Group Total	28	27	96% ▲	9	9	100% ▲
<b>ELECTRIC INSURANCE</b>	<b>MOPs Filed</b>	<b>Timely MOPs</b>	<b>Compliance</b>	<b>NOCs Filed</b>	<b>Timely NOCs</b>	<b>Compliance</b>
CA150 ELECTRIC INSURANCE	*	*	*	*	*	*
Total	*	*	*	*	*	*
<b>ELECTRIC INSURANCE TPA Administered Claims</b>						
CA300 SEDGWICK CLAIMS MANAGEMENT SERVICES	1	1	100%	No Filings	No Filings	No Filings
TPA Total	1	1	100% ▲	No Filings	No Filings	No Filings
ELECTRIC INSURANCE Group Total	1	1	100% ▲	No Filings	No Filings	No Filings



**INSURANCE GROUP COMPLIANCE**  
Initial MOP and Initial Indemnity NOC Filings  
Fourth Quarter  
10/1/2019 -12/31/2019

Insurance Company	Total Initial MOPs Filed	Initial MOPs Filed Timely	Compliance Percentage	Total Initial Indemnity NOCs Filed	Initial Indemnity NOCs Filed Timely	Compliance Percentage
<b>EMPLOYERS HOLDING INSURANCE</b>	<b>MOPs Filed</b>	<b>Timely MOPs</b>	<b>Compliance</b>	<b>NOCs Filed</b>	<b>Timely NOCs</b>	<b>Compliance</b>
EMPLOYERS ASSURANCE COMPANY	*	*	*	*	*	*
EMPLOYERS COMPENSATION INSURANCE	*	*	*	*	*	*
EMPLOYERS PREFERRED INSURANCE	*	*	*	*	*	*
<b>Total</b>	<b>*</b>	<b>*</b>	<b>*</b>	<b>*</b>	<b>*</b>	<b>*</b>
<b>EMPLOYERS HOLDING INSURANCE TPA Administered Claims</b>						
CA040 BROADSPIRE SERVICES	3	3	100%	2	2	100%
<b>TPA Total</b>	<b>3</b>	<b>3</b>	<b>100%</b> ▲	<b>2</b>	<b>2</b>	<b>100%</b> ▲
<b>EMPLOYERS HOLDING INSURANCE Group Total</b>	<b>3</b>	<b>3</b>	<b>100%</b> ▲	<b>2</b>	<b>2</b>	<b>100%</b> ▲
<b>ESIS</b>	<b>MOPs Filed</b>	<b>Timely MOPs</b>	<b>Compliance</b>	<b>NOCs Filed</b>	<b>Timely NOCs</b>	<b>Compliance</b>
CA160 ESIS	12	7	58%	6	5	83%
<b>Total</b>	<b>12</b>	<b>7</b>	<b>58%</b> ▼	<b>6</b>	<b>5</b>	<b>83%</b> ▼
<b>ESIS Group Total</b>	<b>12</b>	<b>7</b>	<b>58%</b> ▼	<b>6</b>	<b>5</b>	<b>83%</b> ▼
<b>FEDERATED MUTUAL INSURANCE</b>	<b>MOPs Filed</b>	<b>Timely MOPs</b>	<b>Compliance</b>	<b>NOCs Filed</b>	<b>Timely NOCs</b>	<b>Compliance</b>
CA091 FEDERATED MUTUAL INSURANCE	2	0	0%	1	1	100%
CA092 FEDERATED SERVICE INSURANCE	*	*	*	*	*	*
<b>Total</b>	<b>2</b>	<b>0</b>	<b>0%</b> ▼	<b>1</b>	<b>1</b>	<b>100%</b> ▲
<b>FEDERATED MUTUAL INSURANCE Group Total</b>	<b>2</b>	<b>0</b>	<b>0%</b> ▼	<b>1</b>	<b>1</b>	<b>100%</b> ▲
<b>FRANKENMUTH INSURANCE</b>	<b>MOPs Filed</b>	<b>Timely MOPs</b>	<b>Compliance</b>	<b>NOCs Filed</b>	<b>Timely NOCs</b>	<b>Compliance</b>
CA095 FRANKENMUTH INSURANCE	*	*	*	*	*	*
CA274 PATRIOT INSURANCE	No Filings	No Filings	No Filings	1	1	100%
<b>Total</b>	<b>No Filings</b>	<b>No Filings</b>	<b>No Filings</b>	<b>1</b>	<b>1</b>	<b>100%</b> ▲
<b>FRANKENMUTH INSURANCE Group Total</b>	<b>No Filings</b>	<b>No Filings</b>	<b>No Filings</b>	<b>1</b>	<b>1</b>	<b>100%</b> ▲
<b>FUTURECOMP</b>	<b>MOPs Filed</b>	<b>Timely MOPs</b>	<b>Compliance</b>	<b>NOCs Filed</b>	<b>Timely NOCs</b>	<b>Compliance</b>
CA175 FUTURECOMP	15	13	87%	7	7	100%
<b>Total</b>	<b>15</b>	<b>13</b>	<b>87%</b> ▲	<b>7</b>	<b>7</b>	<b>100%</b> ▲
<b>FUTURECOMP Group Total</b>	<b>15</b>	<b>13</b>	<b>87%</b> ▲	<b>7</b>	<b>7</b>	<b>100%</b> ▲
<b>GALLAGHER BASSETT SERVICES</b>	<b>MOPs Filed</b>	<b>Timely MOPs</b>	<b>Compliance</b>	<b>NOCs Filed</b>	<b>Timely NOCs</b>	<b>Compliance</b>
CA190 GALLAGHER BASSETT SERVICES	49	39	80%	25	14	56%
<b>Total</b>	<b>49</b>	<b>39</b>	<b>80%</b> ▼	<b>25</b>	<b>14</b>	<b>56%</b> ▼
<b>GALLAGHER BASSETT SERVICES Group Total</b>	<b>49</b>	<b>39</b>	<b>80%</b> ▼	<b>25</b>	<b>14</b>	<b>56%</b> ▼
<b>GREAT AMERICAN ALLIANCE INSURANCE</b>	<b>MOPs Filed</b>	<b>Timely MOPs</b>	<b>Compliance</b>	<b>NOCs Filed</b>	<b>Timely NOCs</b>	<b>Compliance</b>
CA192 GREAT AMERICAN ALLIANCE INSURANCE	No Filings	No Filings	No Filings	No Filings	No Filings	No Filings
<b>Total</b>	<b>No Filings</b>	<b>No Filings</b>	<b>No Filings</b>	<b>No Filings</b>	<b>No Filings</b>	<b>No Filings</b>
<b>GREAT AMERICAN ALLIANCE INSURANCE Group Total</b>	<b>No Filings</b>	<b>No Filings</b>	<b>No Filings</b>	<b>No Filings</b>	<b>No Filings</b>	<b>No Filings</b>

**INSURANCE GROUP COMPLIANCE**  
Initial MOP and Initial Indemnity NOC Filings  
Fourth Quarter  
10/1/2019 -12/31/2019

Insurance Company	Total Initial MOPs Filed	Initial MOPs Filed Timely	Compliance Percentage	Total Initial Indemnity NOCs Filed	Initial Indemnity NOCs Filed Timely	Compliance Percentage
<b>GREAT AMERICAN INSURANCE TPA Administered Claims</b>	MOPs Filed	Timely MOPs	Compliance	NOCs Filed	Timely NOCs	Compliance
CA323 THE AMERICAN EQUITY UNDERWRITERS	No Filings	No Filings	No Filings	No Filings	No Filings	No Filings
TPA Total	No Filings	No Filings	No Filings	No Filings	No Filings	No Filings
<b>GREAT AMERICAN INSURANCE Group Total</b>	No Filings	No Filings	No Filings	No Filings	No Filings	No Filings
<b>GREAT WEST INSURANCE</b>	MOPs Filed	Timely MOPs	Compliance	NOCs Filed	Timely NOCs	Compliance
CA196 GREAT WEST INSURANCE	1	1	100%	No Filings	No Filings	No Filings
Total	1	1	100% ▲	No Filings	No Filings	No Filings
<b>GREAT WEST INSURANCE Group Total</b>	1	1	100% ▲	No Filings	No Filings	No Filings
<b>GUARD INSURANCE</b>	MOPs Filed	Timely MOPs	Compliance	NOCs Filed	Timely NOCs	Compliance
CA019 AMGUARD INSURANCE	1	1	100%	No Filings	No Filings	No Filings
CA140 EASTGUARD INSURANCE	2	2	100%	No Filings	No Filings	No Filings
CA272 NORGUARD INSURANCE	1	1	100%	No Filings	No Filings	No Filings
Total	4	4	100% ▲	No Filings	No Filings	No Filings
<b>GUARD INSURANCE Group Total</b>	4	4	100% ▲	No Filings	No Filings	No Filings
<b>HANNAFORD BROTHERS</b>	MOPs Filed	Timely MOPs	Compliance	NOCs Filed	Timely NOCs	Compliance
CA201 HANNAFORD BROTHERS	33	19	58%	13	10	77%
Total	33	19	58% ▼	13	10	77% ▼
<b>HANNAFORD BROTHERS Group Total</b>	33	19	58% ▼	13	10	77% ▼
<b>HANOVER INSURANCE</b>	MOPs Filed	Timely MOPs	Compliance	NOCs Filed	Timely NOCs	Compliance
CA430 ALLMERICA FINANCIAL ALLIANCE	*	*	*	*	*	*
CA428 ALLMERICA FINANCIAL BENEFIT INSURANCE	1	0	0%	No Filings	No Filings	No Filings
CA048 CITIZENS INSURANCE COMPANY OF AMERICA	No Filings	No Filings	No Filings	No Filings	No Filings	No Filings
CA429 HANOVER AMERICAN INSURANCE	1	1	100%	No Filings	No Filings	No Filings
CA202 HANOVER INSURANCE	2	1	50%	No Filings	No Filings	No Filings
CA228 MASSACHUSETTS BAY INSURANCE	*	*	*	*	*	*
Total	4	2	50% ▼	No Filings	No Filings	No Filings
<b>HANOVER INSURANCE Group Total</b>	4	2	50% ▼	No Filings	No Filings	No Filings



**INSURANCE GROUP COMPLIANCE**  
Initial MOP and Initial Indemnity NOC Filings  
Fourth Quarter  
10/1/2019 -12/31/2019

Insurance Company	Total Initial MOPs Filed	Initial MOPs Filed Timely	Compliance Percentage	Total Initial Indemnity NOCs Filed	Initial Indemnity NOCs Filed Timely	Compliance Percentage
<b>HARTFORD INSURANCE</b>	<b>MOPs Filed</b>	<b>Timely MOPs</b>	<b>Compliance</b>	<b>NOCs Filed</b>	<b>Timely NOCs</b>	<b>Compliance</b>
CA188 HARTFORD ACCIDENT & INDEMNITY	No Filings	No Filings	No Filings	No Filings	No Filings	No Filings
CA185 HARTFORD CASUALTY INSURANCE	1	0	0%	No Filings	No Filings	No Filings
CA203 HARTFORD FIRE INSURANCE	*	*	*	*	*	*
CA186 HARTFORD INSURANCE COMPANY OF THE MIDWEST	No Filings	No Filings	No Filings	1	1	100%
CA187 HARTFORD UNDERWRITERS INSURANCE	3	2	67%	No Filings	No Filings	No Filings
CA288 PROPERTY & CASUALTY INSURANCE COMPANY OF HARTFORD	8	6	75%	4	4	100%
CA296 SENTINEL INSURANCE	No Filings	No Filings	No Filings	No Filings	No Filings	No Filings
CA319 TRUMBULL INSURANCE	No Filings	No Filings	No Filings	1	1	100%
CA321 TWIN CITY FIRE INSURANCE	2	2	100%	1	1	100%
<b>Total</b>	<b>14</b>	<b>10</b>	<b>71%</b> ▼	<b>7</b>	<b>7</b>	<b>100%</b> ▲
<b>HARTFORD INSURANCE TPA Administered Claims</b>						
CA070 CANNON COCHRAN MANAGEMENT SERVICES	2	2	100%	No Filings	No Filings	No Filings
CA116 CORVEL ENTERPRISE COMP	No Filings	No Filings	No Filings	No Filings	No Filings	No Filings
CA300 SEDGWICK CLAIMS MANAGEMENT SERVICES	No Filings	No Filings	No Filings	1	1	100%
<b>TPA Total</b>	<b>2</b>	<b>2</b>	<b>100%</b> ▲	<b>1</b>	<b>1</b>	<b>100%</b> ▲
<b>HARTFORD INSURANCE Group Total</b>	<b>16</b>	<b>12</b>	<b>75%</b> ▼	<b>8</b>	<b>8</b>	<b>100%</b> ▲
<b>HELMSMAN MANAGEMENT SERVICES</b>	<b>MOPs Filed</b>	<b>Timely MOPs</b>	<b>Compliance</b>	<b>NOCs Filed</b>	<b>Timely NOCs</b>	<b>Compliance</b>
CA204 HELMSMAN MANAGEMENT SERVICES	4	2	50%	2	1	50%
<b>Total</b>	<b>4</b>	<b>2</b>	<b>50%</b> ▼	<b>2</b>	<b>1</b>	<b>50%</b> ▼
<b>HELMSMAN MANAGEMENT SERVICES Group Total</b>	<b>4</b>	<b>2</b>	<b>50%</b> ▼	<b>2</b>	<b>1</b>	<b>50%</b> ▼
<b>LIBERTY MUTUAL INSURANCE</b>	<b>MOPs Filed</b>	<b>Timely MOPs</b>	<b>Compliance</b>	<b>NOCs Filed</b>	<b>Timely NOCs</b>	<b>Compliance</b>
CA003 AMERICAN FIRE & CASUALTY INSURANCE	1	1	100%	2	2	100%
CA380 EMPLOYERS INSURANCE OF WAUSAU	2	2	100%	1	1	100%
CA162 EXCELSIOR INSURANCE	*	*	*	*	*	*
CA210 LIBERTY MUTUAL INSURANCE	27	21	78%	10	9	90%
CA406 OHIO CASUALTY INSURANCE	1	1	100%	No Filings	No Filings	No Filings
CA407 OHIO SECURITY INSURANCE	1	1	100%	1	0	0%
CA309 THE NETHERLANDS INSURANCE	*	*	*	*	*	*
CA408 WEST AMERICAN INSURANCE	No Filings	No Filings	No Filings	No Filings	No Filings	No Filings
<b>Total</b>	<b>32</b>	<b>26</b>	<b>81%</b> ▼	<b>14</b>	<b>12</b>	<b>86%</b> ▼
<b>LIBERTY MUTUAL INSURANCE Group Total</b>	<b>32</b>	<b>26</b>	<b>81%</b> ▼	<b>14</b>	<b>12</b>	<b>86%</b> ▼
<b>MAINE AUTOMOBILE DEALERS ASSOCIATION</b>	<b>MOPs Filed</b>	<b>Timely MOPs</b>	<b>Compliance</b>	<b>NOCs Filed</b>	<b>Timely NOCs</b>	<b>Compliance</b>
CA220 MAINE AUTOMOBILE DEALERS ASSOCIATION	3	2	67%	2	1	50%
<b>Total</b>	<b>3</b>	<b>2</b>	<b>67%</b> ▼	<b>2</b>	<b>1</b>	<b>50%</b> ▼
<b>MAINE AUTOMOBILE DEALERS ASSOCIATION Group Total</b>	<b>3</b>	<b>2</b>	<b>67%</b> ▼	<b>2</b>	<b>1</b>	<b>50%</b> ▼



**INSURANCE GROUP COMPLIANCE**  
Initial MOP and Initial Indemnity NOC Filings  
Fourth Quarter  
10/1/2019 -12/31/2019

Insurance Company	Total Initial MOPs Filed	Initial MOPs Filed Timely	Compliance Percentage	Total Initial Indemnity NOCs Filed	Initial Indemnity NOCs Filed Timely	Compliance Percentage
MAINE EMPLOYERS' MUTUAL INSURANCE CA260 MAINE EMPLOYERS' MUTUAL INSURANCE	MOPs Filed 342	Timely MOPs 287	Compliance 84%	NOCs Filed 262	Timely NOCs 253	Compliance 97%
Total	342	287	84% ▼	262	253	97% ▲
MAINE EMPLOYERS' MUTUAL INSURANCE Group Total	342	287	84% ▼	262	253	97% ▲
MAINE HEALTHCARE ASSOCIATION CA234 MAINE HEALTHCARE ASSOCIATION	MOPs Filed 2	Timely MOPs 1	Compliance 50%	NOCs Filed 4	Timely NOCs 4	Compliance 100%
Total	2	1	50% ▼	4	4	100% ▲
MAINE HEALTHCARE ASSOCIATION Group Total	2	1	50% ▼	4	4	100% ▲
MAINE MOTOR TRANSPORT ASSOCIATION CA230 MAINE MOTOR TRANSPORT ASSOCIATION	MOPs Filed 8	Timely MOPs 8	Compliance 100%	NOCs Filed 6	Timely NOCs 6	Compliance 100%
Total	8	8	100% ▲	6	6	100% ▲
MAINE MOTOR TRANSPORT ASSOCIATION Group Total	8	8	100% ▲	6	6	100% ▲
MAINE MUNICIPAL ASSOCIATION CA225 MAINE MUNICIPAL ASSOCIATION	MOPs Filed 68	Timely MOPs 63	Compliance 93%	NOCs Filed 63	Timely NOCs 61	Compliance 97%
Total	68	63	93% ▲	63	61	97% ▲
MAINE MUNICIPAL ASSOCIATION Group Total	68	63	93% ▲	63	61	97% ▲
MAINE SCHOOL MANAGEMENT ASSOCIATION CA250 MAINE SCHOOL MANAGEMENT ASSOCIATION	MOPs Filed 27	Timely MOPs 26	Compliance 96%	NOCs Filed 10	Timely NOCs 10	Compliance 100%
Total	27	26	96% ▲	10	10	100% ▲
MAINE SCHOOL MANAGEMENT ASSOCIATION Group Total	27	26	96% ▲	10	10	100% ▲
NATIONAL LIABILITY & FIRE INSURANCE CA474 NATIONAL LIABILITY AND FIRE INSURANCE	MOPs Filed 1	Timely MOPs 1	Compliance 100%	NOCs Filed No Filings	Timely NOCs No Filings	Compliance No Filings
Total	1	1	100% ▲	No Filings	No Filings	No Filings
NATIONAL LIABILITY & FIRE INSURANCE Group Total	1	1	100% ▲	No Filings	No Filings	No Filings
NORTH RIVER INSURANCE TPA Administered Claims CA040 BROADSPIRE SERVICES	MOPs Filed No Filings	Timely MOPs No Filings	Compliance No Filings	NOCs Filed No Filings	Timely NOCs No Filings	Compliance No Filings
TPA Total	No Filings	No Filings	No Filings	No Filings	No Filings	No Filings
NORTH RIVER INSURANCE Group Total	No Filings	No Filings	No Filings	No Filings	No Filings	No Filings

**INSURANCE GROUP COMPLIANCE**  
Initial MOP and Initial Indemnity NOC Filings  
Fourth Quarter  
10/1/2019 -12/31/2019

Insurance Company	Total Initial MOPs Filed	Initial MOPs Filed Timely	Compliance Percentage	Total Initial Indemnity NOCs Filed	Initial Indemnity NOCs Filed Timely	Compliance Percentage
<b>OLD REPUBLIC INSURANCE</b>	<b>MOPs Filed</b>	<b>Timely MOPs</b>	<b>Compliance</b>	<b>NOCs Filed</b>	<b>Timely NOCs</b>	<b>Compliance</b>
OLD REPUBLIC GENERAL INSURANCE CORP.	*	*	*	*	*	*
OLD REPUBLIC INSURANCE	*	*	*	*	*	*
<b>Total</b>	*	*	*	*	*	*
<b>OLD REPUBLIC INSURANCE TPA Administered Claims</b>						
CA070 CANNON COCHRAN MANAGEMENT SERVICES	7	5	71%	5	5	100%
CA190 GALLAGHER BASSETT SERVICES	2	2	100%	No Filings	No Filings	No Filings
CA300 SEDGWICK CLAIMS MANAGEMENT SERVICES	1	1	100%	5	5	100%
<b>TPA Total</b>	<b>10</b>	<b>8</b>	<b>80% ▼</b>	<b>10</b>	<b>10</b>	<b>100% ▲</b>
<b>OLD REPUBLIC INSURANCE Group Total</b>	<b>10</b>	<b>8</b>	<b>80% ▼</b>	<b>10</b>	<b>10</b>	<b>100% ▲</b>
<b>PENNSYLVANIA MFG ASSN</b>	<b>MOPs Filed</b>	<b>Timely MOPs</b>	<b>Compliance</b>	<b>NOCs Filed</b>	<b>Timely NOCs</b>	<b>Compliance</b>
MANUFACTURERS ALLIANCE INSURANCE	*	*	*	*	*	*
PENNSYLVANIA MFG ASSN	*	*	*	*	*	*
PENNSYLVANIA MFG INDEMNITY CO	*	*	*	*	*	*
<b>Total</b>	*	*	*	*	*	*
<b>PENNSYLVANIA MFG ASSN TPA Administered Claims</b>						
CA190 GALLAGHER BASSETT SERVICES	7	5	71%	5	3	60%
CA323 THE AMERICAN EQUITY UNDERWRITERS	No Filings	No Filings	No Filings	No Filings	No Filings	No Filings
<b>TPA Total</b>	<b>7</b>	<b>5</b>	<b>71% ▼</b>	<b>5</b>	<b>3</b>	<b>60% ▼</b>
<b>PENNSYLVANIA MFG ASSN Group Total</b>	<b>7</b>	<b>5</b>	<b>71% ▼</b>	<b>5</b>	<b>3</b>	<b>60% ▼</b>
<b>PROTECTIVE INSURANCE</b>	<b>MOPs Filed</b>	<b>Timely MOPs</b>	<b>Compliance</b>	<b>NOCs Filed</b>	<b>Timely NOCs</b>	<b>Compliance</b>
CA277 PROTECTIVE INSURANCE COMPANY	*	*	*	*	*	*
<b>Total</b>	*	*	*	*	*	*
<b>PROTECTIVE INSURANCE TPA Administered Claims</b>						
CA320 SYNERNET	*	*	*	*	*	*
CA340 YORK RISK SERVICES	No Filings	No Filings	No Filings	1	0	0%
<b>TPA Total</b>	<b>No Filings</b>	<b>No Filings</b>	<b>No Filings</b>	<b>1</b>	<b>0</b>	<b>0% ▼</b>
<b>PROTECTIVE INSURANCE Group Total</b>	<b>No Filings</b>	<b>No Filings</b>	<b>No Filings</b>	<b>1</b>	<b>0</b>	<b>0% ▼</b>
<b>QBE INSURANCE GROUP</b>	<b>MOPs Filed</b>	<b>Timely MOPs</b>	<b>Compliance</b>	<b>NOCs Filed</b>	<b>Timely NOCs</b>	<b>Compliance</b>
QBE INSURANCE GROUP	*	*	*	*	*	*
<b>Total</b>	*	*	*	*	*	*
<b>QBE INSURANCE GROUP TPA Administered Claims</b>						
CA190 GALLAGHER BASSETT SERVICES	No Filings	No Filings	No Filings	1	0	0%
CA300 SEDGWICK CLAIMS MANAGEMENT SERVICES	No Filings	No Filings	No Filings	3	3	100%
<b>TPA Total</b>	<b>No Filings</b>	<b>No Filings</b>	<b>No Filings</b>	<b>4</b>	<b>3</b>	<b>75% ▼</b>
<b>QBE INSURANCE GROUP Group Total</b>	<b>No Filings</b>	<b>No Filings</b>	<b>No Filings</b>	<b>4</b>	<b>3</b>	<b>75% ▼</b>



**INSURANCE GROUP COMPLIANCE**  
Initial MOP and Initial Indemnity NOC Filings  
Fourth Quarter  
10/1/2019 -12/31/2019

Insurance Company	Total Initial MOPs Filed	Initial MOPs Filed Timely	Compliance Percentage	Total Initial Indemnity NOCs Filed	Initial Indemnity NOCs Filed Timely	Compliance Percentage
<b>SAFETY NATIONAL CASUALTY CORP</b>	<b>MOPs Filed</b>	<b>Timely MOPs</b>	<b>Compliance</b>	<b>NOCs Filed</b>	<b>Timely NOCs</b>	<b>Compliance</b>
SAFETY NATIONAL CASUALTY CORP	*	*	*	*	*	*
<b>Total</b>	*	*	*	*	*	*
<b>SAFETY NATIONAL CASUALTY CORP TPA Administered Claims</b>	*	*	*	*	*	*
CA040 BROADSPIRE SERVICES	No Filings	No Filings	No Filings	No Filings	No Filings	No Filings
CA070 CANNON COCHRAN MANAGEMENT SERVICES	3	3	100%	No Filings	No Filings	No Filings
CA116 CORVEL ENTERPRISE COMP	No Filings	No Filings	No Filings	No Filings	No Filings	No Filings
CA160 ESIS	5	3	60%	No Filings	No Filings	No Filings
CA190 GALLAGHER BASSETT SERVICES	No Filings	No Filings	No Filings	No Filings	No Filings	No Filings
CA204 HELMSMAN MANAGEMENT SERVICES	2	2	100%	3	3	100%
CA300 SEDGWICK CLAIMS MANAGEMENT SERVICES	10	8	80% ▼	3	3	100% ▲
<b>TPA Total</b>	10	8	80% ▼	3	3	100% ▲
<b>SAFETY NATIONAL CASUALTY CORP Group Total</b>	10	8	80% ▼	3	3	100% ▲
<b>SEDGWICK CLAIMS MANAGEMENT SERVICES</b>	<b>MOPs Filed</b>	<b>Timely MOPs</b>	<b>Compliance</b>	<b>NOCs Filed</b>	<b>Timely NOCs</b>	<b>Compliance</b>
CA300 SEDGWICK CLAIMS MANAGEMENT SERVICES	33	29	88%	37	36	97%
<b>Total</b>	33	29	88% ▲	37	36	97% ▲
<b>SEDGWICK CLAIMS MANAGEMENT SERVICES Group Total</b>	33	29	88% ▲	37	36	97% ▲
<b>SENTRY INSURANCE</b>	<b>MOPs Filed</b>	<b>Timely MOPs</b>	<b>Compliance</b>	<b>NOCs Filed</b>	<b>Timely NOCs</b>	<b>Compliance</b>
CA426 MIDDLESEX INSURANCE COMPANY	1	1	100%	No Filings	No Filings	No Filings
CA402 SENTRY CASUALTY	7	7	100%	2	2	100%
CA305 SENTRY INSURANCE	2	2	100%	2	2	100%
<b>Total</b>	10	10	100% ▲	4	4	100% ▲
<b>SENTRY INSURANCE Group Total</b>	10	10	100% ▲	4	4	100% ▲
<b>SOMPO JAPAN INSURANCE</b>	<b>MOPs Filed</b>	<b>Timely MOPs</b>	<b>Compliance</b>	<b>NOCs Filed</b>	<b>Timely NOCs</b>	<b>Compliance</b>
SOMPO JAPAN INSURANCE COMPANY OF AMERICA	*	*	*	*	*	*
<b>Total</b>	*	*	*	*	*	*
<b>SOMPO JAPAN INSURANCE TPA Administered Claims</b>	*	*	*	*	*	*
CA040 BROADSPIRE SERVICES	1	1	100%	No Filings	No Filings	No Filings
CA190 GALLAGHER BASSETT SERVICES	1	1	100% ▲	No Filings	No Filings	No Filings
<b>TPA Total</b>	1	1	100% ▲	No Filings	No Filings	No Filings
<b>SOMPO JAPAN INSURANCE Group Total</b>	1	1	100% ▲	No Filings	No Filings	No Filings



**INSURANCE GROUP COMPLIANCE**  
Initial MOP and Initial Indemnity NOC Filings  
Fourth Quarter  
10/1/2019 -12/31/2019

Insurance Company	Total Initial MOPs Filed	Initial MOPs Filed Timely	Compliance Percentage	Total Initial Indemnity NOCs Filed	Initial Indemnity NOCs Filed Timely	Compliance Percentage
<b>STARR INDEMNITY INSURANCE</b>	<b>MOPs Filed</b>	<b>Timely MOPs</b>	<b>Compliance</b>	<b>NOCs Filed</b>	<b>Timely NOCs</b>	<b>Compliance</b>
STARR INDEMNITY INSURANCE	*	*	*	*	*	*
<b>Total</b>	*	*	*	*	*	*
<b>STARR INDEMNITY INSURANCE TPA Administered Claims</b>						
CA160 ESIS	1	0	0%	No Filings	No Filings	No Filings
CA190 GALLAGHER BASSETT SERVICES	No Filings	No Filings	No Filings	No Filings	No Filings	No Filings
CA300 SEDGWICK CLAIMS MANAGEMENT SERVICES	No Filings	No Filings	No Filings	No Filings	No Filings	No Filings
<b>TPA Total</b>	<b>1</b>	<b>0</b>	<b>0%</b> ▼	<b>No Filings</b>	<b>No Filings</b>	<b>No Filings</b>
<b>STARR INDEMNITY INSURANCE Group Total</b>	<b>1</b>	<b>0</b>	<b>0%</b> ▼	<b>No Filings</b>	<b>No Filings</b>	<b>No Filings</b>
<b>STATE OF MAINE WORKERS' COMPENSATION TRUST</b>	<b>MOPs Filed</b>	<b>Timely MOPs</b>	<b>Compliance</b>	<b>NOCs Filed</b>	<b>Timely NOCs</b>	<b>Compliance</b>
CA307 STATE OF MAINE WORKERS' COMPENSATION TRUST	28	27	96%	31	30	97%
<b>Total</b>	<b>28</b>	<b>27</b>	<b>96%</b> ▲	<b>31</b>	<b>30</b>	<b>97%</b> ▲
<b>STATE OF MAINE WORKERS' COMPENSATION TRUST Group Total</b>	<b>28</b>	<b>27</b>	<b>96%</b> ▲	<b>31</b>	<b>30</b>	<b>97%</b> ▲
<b>SYNERNET</b>	<b>MOPs Filed</b>	<b>Timely MOPs</b>	<b>Compliance</b>	<b>NOCs Filed</b>	<b>Timely NOCs</b>	<b>Compliance</b>
CA320 SYNERNET	26	25	96%	42	42	100%
<b>Total</b>	<b>26</b>	<b>25</b>	<b>96%</b> ▲	<b>42</b>	<b>42</b>	<b>100%</b> ▲
<b>SYNERNET Group Total</b>	<b>26</b>	<b>25</b>	<b>96%</b> ▲	<b>42</b>	<b>42</b>	<b>100%</b> ▲
<b>THE AMERICAN EQUITY UNDERWRITERS</b>	<b>MOPs Filed</b>	<b>Timely MOPs</b>	<b>Compliance</b>	<b>NOCs Filed</b>	<b>Timely NOCs</b>	<b>Compliance</b>
CA193 GREAT AMERICAN INSURANCE	*	*	*	*	*	*
CA323 THE AMERICAN EQUITY UNDERWRITERS	No Filings	No Filings	No Filings	No Filings	No Filings	No Filings
<b>Total</b>	<b>No Filings</b>	<b>No Filings</b>	<b>No Filings</b>	<b>No Filings</b>	<b>No Filings</b>	<b>No Filings</b>
<b>THE AMERICAN EQUITY UNDERWRITERS Group Total</b>	<b>No Filings</b>	<b>No Filings</b>	<b>No Filings</b>	<b>No Filings</b>	<b>No Filings</b>	<b>No Filings</b>

**INSURANCE GROUP COMPLIANCE**  
Initial MOP and Initial Indemnity NOC Filings  
Fourth Quarter  
10/1/2019 -12/31/2019

Insurance Company	Total Initial MOPs Filed	Initial MOPs Filed Timely	Compliance Percentage	Total Initial Indemnity NOCs Filed	Initial Indemnity NOCs Filed Timely	Compliance Percentage
<b>TRAVELERS INSURANCE</b>	<b>MOPs Filed</b>	<b>Timely MOPs</b>	<b>Compliance</b>	<b>NOCs Filed</b>	<b>Timely NOCs</b>	<b>Compliance</b>
CA072 CHARTER OAK FIRE INSURANCE	15	8	53%	10	10	100%
CA164 FARMINGTON CASUALTY	1	0	0%	No Filings	No Filings	No Filings
CA284 PHOENIX INSURANCE	1	1	100%	No Filings	No Filings	No Filings
CA306 STANDARD FIRE INSURANCE	3	2	67%	No Filings	No Filings	No Filings
CA347 TRAVELERS CASUALTY & SURETY	No Filings	No Filings	No Filings	No Filings	No Filings	No Filings
CA348 TRAVELERS CASUALTY INSURANCE COMPANY OF AMERICA	2	2	100%	1	1	100%
CA349 TRAVELERS COMMERCIAL CASUALTY	1	0	0%	No Filings	No Filings	No Filings
CA343 TRAVELERS INDEMNITY COMPANY	*	*	*	*	*	*
CA346 TRAVELERS INDEMNITY COMPANY OF AMERICA	No Filings	No Filings	No Filings	1	1	100%
CA345 TRAVELERS PROPERTY CASUALTY INSURANCE	3	2	67%	1	1	100%
<b>Total</b>	<b>26</b>	<b>15</b>	<b>58%</b> ▼	<b>13</b>	<b>13</b>	<b>100%</b> ▲
<b>TRAVELERS INSURANCE TPA Administered Claims</b>						
CA190 GALLAGHER BASSETT SERVICES	No Filings	No Filings	No Filings	1	1	100%
CA300 SEDGWICK CLAIMS MANAGEMENT SERVICES	2	1	50%	No Filings	No Filings	No Filings
CA340 YORK RISK SERVICES	No Filings	No Filings	No Filings	No Filings	No Filings	No Filings
<b>TPA Total</b>	<b>2</b>	<b>1</b>	<b>50%</b> ▼	<b>1</b>	<b>1</b>	<b>100%</b> ▲
<b>TRAVELERS INSURANCE Group Total</b>	<b>28</b>	<b>16</b>	<b>57%</b> ▼	<b>14</b>	<b>14</b>	<b>100%</b> ▲
<b>UTICA MUTUAL INSURANCE</b>	<b>MOPs Filed</b>	<b>Timely MOPs</b>	<b>Compliance</b>	<b>NOCs Filed</b>	<b>Timely NOCs</b>	<b>Compliance</b>
CA324 UTICA MUTUAL INSURANCE	2	2	100%	No Filings	No Filings	No Filings
<b>Total</b>	<b>2</b>	<b>2</b>	<b>100%</b> ▲	<b>No Filings</b>	<b>No Filings</b>	<b>No Filings</b>
<b>UTICA MUTUAL INSURANCE Group Total</b>	<b>2</b>	<b>2</b>	<b>100%</b> ▲	<b>No Filings</b>	<b>No Filings</b>	<b>No Filings</b>
<b>VANLINER INSURANCE</b>	<b>MOPs Filed</b>	<b>Timely MOPs</b>	<b>Compliance</b>	<b>NOCs Filed</b>	<b>Timely NOCs</b>	<b>Compliance</b>
CA379 VANLINER INSURANCE	1	1	100%	No Filings	No Filings	No Filings
<b>Total</b>	<b>1</b>	<b>1</b>	<b>100%</b> ▲	<b>No Filings</b>	<b>No Filings</b>	<b>No Filings</b>
<b>VANLINER INSURANCE Group Total</b>	<b>1</b>	<b>1</b>	<b>100%</b> ▲	<b>No Filings</b>	<b>No Filings</b>	<b>No Filings</b>
<b>WALMART CLAIMS SERVICES</b>	<b>MOPs Filed</b>	<b>Timely MOPs</b>	<b>Compliance</b>	<b>NOCs Filed</b>	<b>Timely NOCs</b>	<b>Compliance</b>
CA100 WALMART CLAIMS SERVICES	6	5	83%	31	31	100%
<b>Total</b>	<b>6</b>	<b>5</b>	<b>83%</b> ▼	<b>31</b>	<b>31</b>	<b>100%</b> ▲
<b>WALMART CLAIMS SERVICES Group Total</b>	<b>6</b>	<b>5</b>	<b>83%</b> ▼	<b>31</b>	<b>31</b>	<b>100%</b> ▲



**INSURANCE GROUP COMPLIANCE**  
Initial MOP and Initial Indemnity NOC Filings  
Fourth Quarter  
10/1/2019 -12/31/2019

Insurance Company	Total Initial MOPs Filed	Initial MOPs Filed Timely	Compliance Percentage	Total Initial Indemnity NOCs Filed	Initial Indemnity NOCs Filed Timely	Compliance Percentage
<b>XL INSURANCE</b>	<b>MOPs Filed</b>	<b>Timely MOPs</b>	<b>Compliance</b>	<b>NOCs Filed</b>	<b>Timely NOCs</b>	<b>Compliance</b>
CA317 T.H.E. INSURANCE	*	*	*	*	*	*
CA384 XL INSURANCE	*	*	*	*	*	*
<b>Total</b>	<b>*</b>	<b>*</b>	<b>*</b>	<b>*</b>	<b>*</b>	<b>*</b>
<b>XL INSURANCE TPA Administered Claims</b>						
CA040 BROADSPIRE SERVICES	No Filings	No Filings	No Filings	No Filings	No Filings	No Filings
CA116 CORVEL ENTERPRISE COMP	No Filings	No Filings	No Filings	No Filings	No Filings	No Filings
CA190 GALLAGHER BASSETT SERVICES	5	5	100%	4	3	75%
CA300 SEDGWICK CLAIMS MANAGEMENT SERVICES	4	4	100%	1	1	100%
<b>TPA Total</b>	<b>9</b>	<b>9</b>	<b>100% ▲</b>	<b>5</b>	<b>4</b>	<b>80% ▼</b>
<b>XL INSURANCE Group Total</b>	<b>9</b>	<b>9</b>	<b>100% ▲</b>	<b>5</b>	<b>4</b>	<b>80% ▼</b>
<b>YORK RISK SERVICES</b>	<b>MOPs Filed</b>	<b>Timely MOPs</b>	<b>Compliance</b>	<b>NOCs Filed</b>	<b>Timely NOCs</b>	<b>Compliance</b>
CA340 YORK RISK SERVICES	2	1	50%	2	0	0%
<b>Total</b>	<b>2</b>	<b>1</b>	<b>50% ▼</b>	<b>2</b>	<b>0</b>	<b>0% ▼</b>
<b>YORK RISK SERVICES Group Total</b>	<b>2</b>	<b>1</b>	<b>50% ▼</b>	<b>2</b>	<b>0</b>	<b>0% ▼</b>
<b>ZURICH INSURANCE</b>	<b>MOPs Filed</b>	<b>Timely MOPs</b>	<b>Compliance</b>	<b>NOCs Filed</b>	<b>Timely NOCs</b>	<b>Compliance</b>
CA021 AMERICAN GUARANTEE & LIABILITY	No Filings	No Filings	No Filings	1	1	100%
CA022 AMERICAN ZURICH	3	3	100%	3	2	67%
CA400 ZURICH AMERICAN INSURANCE	3	3	100%	No Filings	No Filings	No Filings
CA404 ZURICH AMERICAN INSURANCE COMPANY OF ILLINOIS	No Filings	No Filings	No Filings	1	1	100%
<b>Total</b>	<b>6</b>	<b>6</b>	<b>100% ▲</b>	<b>5</b>	<b>4</b>	<b>80% ▼</b>
<b>ZURICH INSURANCE TPA Administered Claims</b>						
CA040 BROADSPIRE SERVICES	1	1	100%	No Filings	No Filings	No Filings
CA080 CHESTERFIELD SERVICES	*	*	*	*	*	*
CA116 CORVEL ENTERPRISE COMP	No Filings	No Filings	No Filings	No Filings	No Filings	No Filings
CA417 CREATIVE RISK SOLUTIONS	*	*	*	*	*	*
CA160 ESIS	No Filings	No Filings	No Filings	No Filings	No Filings	No Filings
CA190 GALLAGHER BASSETT SERVICES	2	2	100%	3	1	33%
CA300 SEDGWICK CLAIMS MANAGEMENT SERVICES	1	0	0%	1	1	100%
<b>TPA Total</b>	<b>4</b>	<b>3</b>	<b>75% ▼</b>	<b>4</b>	<b>2</b>	<b>50% ▼</b>
<b>ZURICH INSURANCE Group Total</b>	<b>10</b>	<b>9</b>	<b>90% ▲</b>	<b>9</b>	<b>6</b>	<b>67% ▼</b>

Maine Workers' Compensation Board

Initial MOP Filing Benchmark: 85%

Initial Indemnity NOC Benchmark: 90%

▲ Indicates benchmark met or exceeded

▼ Indicates benchmark not met





## **Appendix C**

### **Insurance Group Compliance Wage Statement and Fringe Benefit Form Filings Fourth Quarter 2019 10/1/2019-12/31/2019**

**INSURANCE GROUP COMPLIANCE**  
Wage Statements and Fringe Benefit Forms  
Fourth Quarter  
10/1/2019 - 12/31/2019

Insurance Company	Total Wage Statement(s) Due	Wage Statement(s) Filed Timely	Compliance Percentage	Total Fringe Benefit Form(s) Due	Fringe Benefit Form(s) Filed Timely	Compliance Percentage
<b>ACADIA INSURANCE</b>	<b>Wage(s) Due</b>	<b>Timely Wage(s)</b>	<b>Compliance</b>	<b>Fringe(s) Due</b>	<b>Timely Fringe(s)</b>	<b>Compliance</b>
CA010 ACADIA INSURANCE	35	28	80%	35	28	80%
<b>Total</b>	<b>35</b>	<b>28</b>	<b>80% ▲</b>	<b>35</b>	<b>28</b>	<b>80% ▲</b>
<b>ACADIA INSURANCE Group Total</b>	<b>35</b>	<b>28</b>	<b>80% ▲</b>	<b>35</b>	<b>28</b>	<b>80% ▲</b>
<b>AIG INSURANCE</b>	<b>Wage(s) Due</b>	<b>Timely Wage(s)</b>	<b>Compliance</b>	<b>Fringe(s) Due</b>	<b>Timely Fringe(s)</b>	<b>Compliance</b>
CA015 AIG CLAIMS, INC	6	6	100%	6	6	100%
CA022 AMERICAN ZURICH	*	*	*	*	*	*
<b>Total</b>	<b>6</b>	<b>6</b>	<b>100% ▲</b>	<b>6</b>	<b>6</b>	<b>100% ▲</b>
<b>AIG INSURANCE TPA Administered Claims</b>						
CA040 BROADSPIRE SERVICES	3	1	33%	3	1	33%
CA160 ESIS	7	2	29%	7	3	43%
CA190 GALLAGHER BASSETT SERVICES	14	8	57%	14	8	57%
CA204 HELMSMAN MANAGEMENT SERVICES	2	1	50%	2	0	0%
CA300 SEDGWICK CLAIMS MANAGEMENT SERVICES	11	9	82%	11	10	91%
<b>TPA Total</b>	<b>37</b>	<b>21</b>	<b>57% ▼</b>	<b>37</b>	<b>22</b>	<b>59% ▼</b>
<b>AIG INSURANCE Group Total</b>	<b>43</b>	<b>27</b>	<b>63% ▼</b>	<b>43</b>	<b>28</b>	<b>65% ▼</b>
<b>AIM MUTUAL</b>	<b>Wage(s) Due</b>	<b>Timely Wage(s)</b>	<b>Compliance</b>	<b>Fringe(s) Due</b>	<b>Timely Fringe(s)</b>	<b>Compliance</b>
CA472 AIM MUTUAL INSURANCE	3	1	33%	3	1	33%
26158 ASSOCIATED INDUSTRIES OF MASS MUTUAL	*	*	*	*	*	*
<b>Total</b>	<b>3</b>	<b>1</b>	<b>33% ▼</b>	<b>3</b>	<b>1</b>	<b>33% ▼</b>
<b>AIM MUTUAL Group Total</b>	<b>3</b>	<b>1</b>	<b>33% ▼</b>	<b>3</b>	<b>1</b>	<b>33% ▼</b>
<b>ALTERNATIVE SERVICE CONCEPTS LLC</b>	<b>Wage(s) Due</b>	<b>Timely Wage(s)</b>	<b>Compliance</b>	<b>Fringe(s) Due</b>	<b>Timely Fringe(s)</b>	<b>Compliance</b>
CA012 ALTERNATIVE SERVICE CONCEPTS LLC	1	1	100%	1	1	100%
<b>Total</b>	<b>1</b>	<b>1</b>	<b>100% ▲</b>	<b>1</b>	<b>1</b>	<b>100% ▲</b>
<b>ALTERNATIVE SERVICE CONCEPTS LLC Group Total</b>	<b>1</b>	<b>1</b>	<b>100% ▲</b>	<b>1</b>	<b>1</b>	<b>100% ▲</b>
<b>AMTRUST INSURANCE</b>	<b>Wage(s) Due</b>	<b>Timely Wage(s)</b>	<b>Compliance</b>	<b>Fringe(s) Due</b>	<b>Timely Fringe(s)</b>	<b>Compliance</b>
CA342 TECHNOLOGY INSURANCE	2	0	0%	2	0	0%
CA381 WESCO INSURANCE	7	1	14%	7	1	14%
<b>Total</b>	<b>9</b>	<b>1</b>	<b>11% ▼</b>	<b>9</b>	<b>1</b>	<b>11% ▼</b>
<b>AMTRUST INSURANCE Group Total</b>	<b>9</b>	<b>1</b>	<b>11% ▼</b>	<b>9</b>	<b>1</b>	<b>11% ▼</b>



**INSURANCE GROUP COMPLIANCE**  
Wage Statements and Fringe Benefit Forms  
Fourth Quarter  
10/1/2019 - 12/31/2019

Insurance Company	Total Wage Statement(s) Due	Wage Statement(s) Filed Timely	Compliance Percentage	Total Fringe Benefit Form(s) Due	Fringe Benefit Form(s) Filed Timely	Compliance Percentage
<b>ARCH INSURANCE</b>	<b>Wage(s) Due</b>	<b>Timely Wage(s)</b>	<b>Compliance</b>	<b>Fringe(s) Due</b>	<b>Timely Fringe(s)</b>	<b>Compliance</b>
ARCH INSURANCE	*	*	*	*	*	*
<b>Total</b>	<b>*</b>	<b>*</b>	<b>*</b>	<b>*</b>	<b>*</b>	<b>*</b>
<b>ARCH INSURANCE TPA Administered Claims</b>						
CA040 BROADSPIRE SERVICES	1	1	100%	1	1	100%
CA117 COTTINGHAM & BUTLER CLAIMS SERVICES	2	1	50%	2	1	50%
CA190 GALLAGHER BASSETT SERVICES	7	7	100%	7	6	86%
CA204 HELMSMAN MANAGEMENT SERVICES	*	*	*	*	*	*
CA300 SEDGWICK CLAIMS MANAGEMENT SERVICES	*	*	*	*	*	*
CA340 YORK RISK SERVICES	1	0	0%	1	0	0%
<b>TPA Total</b>	<b>11</b>	<b>9</b>	<b>82% ▲</b>	<b>11</b>	<b>8</b>	<b>73% ▼</b>
<b>ARCH INSURANCE Group Total</b>	<b>11</b>	<b>9</b>	<b>82% ▲</b>	<b>11</b>	<b>8</b>	<b>73% ▼</b>
<b>BATH IRON WORKS</b>	<b>Wage(s) Due</b>	<b>Timely Wage(s)</b>	<b>Compliance</b>	<b>Fringe(s) Due</b>	<b>Timely Fringe(s)</b>	<b>Compliance</b>
CA036 BATH IRON WORKS	18	17	94%	18	17	94%
<b>Total</b>	<b>18</b>	<b>17</b>	<b>94% ▲</b>	<b>18</b>	<b>17</b>	<b>94% ▲</b>
<b>BATH IRON WORKS Group Total</b>	<b>18</b>	<b>17</b>	<b>94% ▲</b>	<b>18</b>	<b>17</b>	<b>94% ▲</b>
<b>BERKSHIRE HATHAWAY INSURANCE</b>	<b>Wage(s) Due</b>	<b>Timely Wage(s)</b>	<b>Compliance</b>	<b>Fringe(s) Due</b>	<b>Timely Fringe(s)</b>	<b>Compliance</b>
CA114 BERKSHIRE HATHAWAY HOMESTATE INSURANCE	1	0	0%	1	0	0%
CA293 REDWOOD FIRE AND CASUALTY INSURANCE	*	*	*	*	*	*
<b>Total</b>	<b>1</b>	<b>0</b>	<b>0% ▼</b>	<b>1</b>	<b>0</b>	<b>0% ▼</b>
<b>BERKSHIRE HATHAWAY INSURANCE Group Total</b>	<b>1</b>	<b>0</b>	<b>0% ▼</b>	<b>1</b>	<b>0</b>	<b>0% ▼</b>
<b>BROADSPIRE SERVICES</b>	<b>Wage(s) Due</b>	<b>Timely Wage(s)</b>	<b>Compliance</b>	<b>Fringe(s) Due</b>	<b>Timely Fringe(s)</b>	<b>Compliance</b>
CA040 BROADSPIRE SERVICES	10	6	60%	10	6	60%
<b>Total</b>	<b>10</b>	<b>6</b>	<b>60% ▼</b>	<b>10</b>	<b>6</b>	<b>60% ▼</b>
<b>BROADSPIRE SERVICES Group Total</b>	<b>10</b>	<b>6</b>	<b>60% ▼</b>	<b>10</b>	<b>6</b>	<b>60% ▼</b>
<b>BROTHERHOOD MUTUAL INSURANCE COMPANY</b>	<b>Wage(s) Due</b>	<b>Timely Wage(s)</b>	<b>Compliance</b>	<b>Fringe(s) Due</b>	<b>Timely Fringe(s)</b>	<b>Compliance</b>
CA043 BROTHERHOOD MUTUAL INSURANCE COMPANY	1	1	100%	1	1	100%
<b>Total</b>	<b>1</b>	<b>1</b>	<b>100% ▲</b>	<b>1</b>	<b>1</b>	<b>100% ▲</b>
<b>BROTHERHOOD MUTUAL INSURANCE COMPANY Group Total</b>	<b>1</b>	<b>1</b>	<b>100% ▲</b>	<b>1</b>	<b>1</b>	<b>100% ▲</b>
<b>CANNON COCHRAN MANAGEMENT SERVICES</b>	<b>Wage(s) Due</b>	<b>Timely Wage(s)</b>	<b>Compliance</b>	<b>Fringe(s) Due</b>	<b>Timely Fringe(s)</b>	<b>Compliance</b>
CA070 CANNON COCHRAN MANAGEMENT SERVICES	49	37	76%	49	36	73%
<b>Total</b>	<b>49</b>	<b>37</b>	<b>76% ▲</b>	<b>49</b>	<b>36</b>	<b>73% ▼</b>
<b>CANNON COCHRAN MANAGEMENT SERVICES Group Total</b>	<b>49</b>	<b>37</b>	<b>76% ▲</b>	<b>49</b>	<b>36</b>	<b>73% ▼</b>

**INSURANCE GROUP COMPLIANCE**  
Wage Statements and Fringe Benefit Forms  
Fourth Quarter  
10/1/2019 - 12/31/2019

Insurance Company	Total Wage Statement(s) Due	Wage Statement(s) Filed Timely	Compliance Percentage	Total Fringe Benefit Form(s) Due	Fringe Benefit Form(s) Filed Timely	Compliance Percentage
<b>CHESTERFIELD SERVICES</b>	Wage(s) Due	Timely Wage(s)	Compliance	Fringe(s) Due	Timely Fringe(s)	Compliance
CA080 CHESTERFIELD SERVICES	2	2	100%	2	2	100%
Total	2	2	100% ▲	2	2	100% ▲
<b>CHESTERFIELD SERVICES Group Total</b>	2	2	100% ▲	2	2	100% ▲
<b>CHUBB INSURANCE</b>	Wage(s) Due	Timely Wage(s)	Compliance	Fringe(s) Due	Timely Fringe(s)	Compliance
ACE AMERICAN INSURANCE COMPANY	*	*	*	*	*	*
ACE INSURANCE	*	*	*	*	*	*
CA046 CHUBB INSURANCE	*	*	*	*	*	*
CA090 FEDERAL INSURANCE	*	*	*	*	*	*
INDEMNITY INS CO OF NORTH AMERICA	*	*	*	*	*	*
PACIFIC INDEMNITY CO	*	*	*	*	*	*
Total	*	*	*	*	*	*
<b>CHUBB INSURANCE TPA Administered Claims</b>						
CA040 BROADSPIRE SERVICES	1	1	100%	1	1	100%
CA070 CANNON COCHRAN MANAGEMENT SERVICES	3	3	100%	3	3	100%
CA110 CONSTITUTION STATE SERVICES	9	8	89%	9	8	89%
CA116 CORVEL ENTERPRISE COMP	2	2	100%	2	2	100%
CA160 ESIS	8	3	38%	8	3	38%
CA190 GALLAGHER BASSETT SERVICES	11	11	100%	11	9	82%
CA300 SEDGWICK CLAIMS MANAGEMENT SERVICES	32	31	97%	32	31	97%
CA340 YORK RISK SERVICES	*	*	*	*	*	*
TPA Total	66	59	89% ▲	66	57	86% ▲
<b>CHUBB INSURANCE Group Total</b>	66	59	89% ▲	66	57	86% ▲
<b>CIANBRO CORPORATION</b>	Wage(s) Due	Timely Wage(s)	Compliance	Fringe(s) Due	Timely Fringe(s)	Compliance
CA085 CIANBRO CORPORATION	*	*	*	*	*	*
Total	*	*	*	*	*	*
<b>CIANBRO CORPORATION Group Total</b>	*	*	*	*	*	*
<b>CNA INSURANCE</b>	Wage(s) Due	Timely Wage(s)	Compliance	Fringe(s) Due	Timely Fringe(s)	Compliance
CA017 AMERICAN CASUALTY COMPANY OF READING PA	*	*	*	*	*	*
CA083 CNA CLAIMS PLUS	*	*	*	*	*	*
CA050 CONTINENTAL CASUALTY	*	*	*	*	*	*
CA271 NATIONAL FIRE INSURANCE	1	1	100%	1	1	100%
CA329 VALLEY FORGE INSURANCE COMPANY	*	*	*	*	*	*
Total	1	1	100% ▲	1	1	100% ▲
<b>CNA INSURANCE Group Total</b>	1	1	100% ▲	1	1	100% ▲



**INSURANCE GROUP COMPLIANCE**  
Wage Statements and Fringe Benefit Forms  
Fourth Quarter  
10/1/2019 - 12/31/2019

Insurance Company	Total Wage Statement(s) Due	Wage Statement(s) Filed Timely	Compliance Percentage	Total Fringe Benefit Form(s) Due	Fringe Benefit Form(s) Filed Timely	Compliance Percentage
<b>CONSTITUTION STATE SERVICES</b>	<b>Wage(s) Due</b>	<b>Timely Wage(s)</b>	<b>Compliance</b>	<b>Fringe(s) Due</b>	<b>Timely Fringe(s)</b>	<b>Compliance</b>
CA110 CONSTITUTION STATE SERVICES	9	8	89%	9	8	89%
Total	9	8	89% ▲	9	8	89% ▲
CONSTITUTION STATE SERVICES Group Total	9	8	89% ▲	9	8	89% ▲
<b>CORVEL ENTERPRISE COMP</b>	<b>Wage(s) Due</b>	<b>Timely Wage(s)</b>	<b>Compliance</b>	<b>Fringe(s) Due</b>	<b>Timely Fringe(s)</b>	<b>Compliance</b>
CA116 CORVEL ENTERPRISE COMP	5	3	60%	5	2	40%
Total	5	3	60% ▼	5	2	40% ▼
CORVEL ENTERPRISE COMP Group Total	5	3	60% ▼	5	2	40% ▼
<b>COTTINGHAM &amp; BUTLER CLAIMS SERVICES</b>	<b>Wage(s) Due</b>	<b>Timely Wage(s)</b>	<b>Compliance</b>	<b>Fringe(s) Due</b>	<b>Timely Fringe(s)</b>	<b>Compliance</b>
CA117 COTTINGHAM & BUTLER CLAIMS SERVICES	2	1	50%	2	1	50%
Total	2	1	50% ▼	2	1	50% ▼
COTTINGHAM & BUTLER CLAIMS SERVICES Group Total	2	1	50% ▼	2	1	50% ▼
<b>CROSS INSURANCE</b>	<b>Wage(s) Due</b>	<b>Timely Wage(s)</b>	<b>Compliance</b>	<b>Fringe(s) Due</b>	<b>Timely Fringe(s)</b>	<b>Compliance</b>
CA093 CROSS INSURANCE	272	220	81%	272	242	89%
Total	272	220	81% ▲	272	242	89% ▲
CROSS INSURANCE Group Total	272	220	81% ▲	272	242	89% ▲
<b>EASTERN ALLIANCE INSURANCE</b>	<b>Wage(s) Due</b>	<b>Timely Wage(s)</b>	<b>Compliance</b>	<b>Fringe(s) Due</b>	<b>Timely Fringe(s)</b>	<b>Compliance</b>
ALLIED EASTERN INDEMNITY COMPANY	*	*	*	*	*	*
EASTERN ADVANTAGE ASSURANCE COMPANY	*	*	*	*	*	*
CA141 EASTERN ALLIANCE INSURANCE	37	26	70%	37	25	68%
Total	37	26	70% ▼	37	25	68% ▼
EASTERN ALLIANCE INSURANCE Group Total	37	26	70% ▼	37	25	68% ▼
<b>ELECTRIC INSURANCE</b>	<b>Wage(s) Due</b>	<b>Timely Wage(s)</b>	<b>Compliance</b>	<b>Fringe(s) Due</b>	<b>Timely Fringe(s)</b>	<b>Compliance</b>
CA150 ELECTRIC INSURANCE	*	*	*	*	*	*
Total	*	*	*	*	*	*
<b>ELECTRIC INSURANCE TPA Administered Claims</b>						
CA300 SEDGWICK CLAIMS MANAGEMENT SERVICES	2	1	50%	2	1	50%
TPA Total	2	1	50% ▼	2	1	50% ▼
ELECTRIC INSURANCE Group Total	2	1	50% ▼	2	1	50% ▼



**INSURANCE GROUP COMPLIANCE**  
Wage Statements and Fringe Benefit Forms  
Fourth Quarter  
10/1/2019 - 12/31/2019

Insurance Company	Total Wage Statement(s) Due	Wage Statement(s) Filed Timely	Compliance Percentage	Total Fringe Benefit Form(s) Due	Fringe Benefit Form(s) Filed Timely	Compliance Percentage
<b>EMPLOYERS HOLDING INSURANCE</b>	Wage(s) Due	Timely Wage(s)	Compliance	Fringe(s) Due	Timely Fringe(s)	Compliance
36870 EMPLOYERS ASSURANCE COMPANY	*	*	*	*	*	*
41394 EMPLOYERS COMPENSATION INSURANCE	*	*	*	*	*	*
30317 EMPLOYERS PREFERRED INSURANCE	*	*	*	*	*	*
<b>Total</b>	*	*	*	*	*	*
<b>EMPLOYERS HOLDING INSURANCE TPA Administered Claims</b>						
CA040 BROADSPIRE SERVICES	3	2	67%	3	2	67%
<b>TPA Total</b>	3	2	67% ▼	3	2	67% ▼
<b>EMPLOYERS HOLDING INSURANCE Group Total</b>	3	2	67% ▼	3	2	67% ▼
<b>ESIS</b>	Wage(s) Due	Timely Wage(s)	Compliance	Fringe(s) Due	Timely Fringe(s)	Compliance
CA160 ESIS	20	8	40%	20	9	45%
<b>Total</b>	20	8	40% ▼	20	9	45% ▼
<b>ESIS Group Total</b>	20	8	40% ▼	20	9	45% ▼
<b>FEDERATED MUTUAL INSURANCE</b>	Wage(s) Due	Timely Wage(s)	Compliance	Fringe(s) Due	Timely Fringe(s)	Compliance
CA091 FEDERATED MUTUAL INSURANCE	5	1	20%	5	1	20%
CA092 FEDERATED SERVICE INSURANCE	*	*	*	*	*	*
<b>Total</b>	5	1	20% ▼	5	1	20% ▼
<b>FEDERATED MUTUAL INSURANCE Group Total</b>	5	1	20% ▼	5	1	20% ▼
<b>FRANKENMUTH INSURANCE</b>	Wage(s) Due	Timely Wage(s)	Compliance	Fringe(s) Due	Timely Fringe(s)	Compliance
CA095 FRANKENMUTH INSURANCE	*	*	*	*	*	*
CA274 PATRIOT INSURANCE	1	0	0%	1	0	0%
<b>Total</b>	1	0	0% ▼	1	0	0% ▼
<b>FRANKENMUTH INSURANCE Group Total</b>	1	0	0% ▼	1	0	0% ▼
<b>FUTURECOMP</b>	Wage(s) Due	Timely Wage(s)	Compliance	Fringe(s) Due	Timely Fringe(s)	Compliance
CA175 FUTURECOMP	23	22	96%	23	22	96%
<b>Total</b>	23	22	96% ▲	23	22	96% ▲
<b>FUTURECOMP Group Total</b>	23	22	96% ▲	23	22	96% ▲
<b>GALLAGHER BASSETT SERVICES</b>	Wage(s) Due	Timely Wage(s)	Compliance	Fringe(s) Due	Timely Fringe(s)	Compliance
CA190 GALLAGHER BASSETT SERVICES	70	50	71%	70	48	69%
<b>Total</b>	70	50	71% ▼	70	48	69% ▼
<b>GALLAGHER BASSETT SERVICES Group Total</b>	70	50	71% ▼	70	48	69% ▼

**INSURANCE GROUP COMPLIANCE**  
Wage Statements and Fringe Benefit Forms  
Fourth Quarter  
10/1/2019 - 12/31/2019

Insurance Company	Total Wage Statement(s) Due	Wage Statement(s) Filed Timely	Compliance Percentage	Total Fringe Benefit Form(s) Due	Fringe Benefit Form(s) Filed Timely	Compliance Percentage
<b>GREAT FALLS INSURANCE</b>	Wage(s) Due	Timely Wage(s)	Compliance	Fringe(s) Due	Timely Fringe(s)	Compliance
GREAT FALLS INSURANCE	*	*	*	*	*	*
Total	*	*	*	*	*	*
<b>GREAT FALLS INSURANCE TPA Administered Claims</b>						
CA070 CANNON COCHRAN MANAGEMENT SERVICES	1	1	100%	1	1	100%
TPA Total	1	1	100% ▲	1	1	100% ▲
<b>GREAT FALLS INSURANCE Group Total</b>	1	1	100% ▲	1	1	100% ▲
<b>GREAT WEST INSURANCE</b>	Wage(s) Due	Timely Wage(s)	Compliance	Fringe(s) Due	Timely Fringe(s)	Compliance
CA196 GREAT WEST INSURANCE	1	1	100%	1	1	100%
Total	1	1	100% ▲	1	1	100% ▲
<b>GREAT WEST INSURANCE Group Total</b>	1	1	100% ▲	1	1	100% ▲
<b>GUARD INSURANCE</b>	Wage(s) Due	Timely Wage(s)	Compliance	Fringe(s) Due	Timely Fringe(s)	Compliance
CA019 AMGUARD INSURANCE	1	0	0%	1	0	0%
CA140 EASTGUARD INSURANCE	1	1	100%	1	1	100%
CA272 NORGUARD INSURANCE	*	*	*	*	*	*
Total	2	1	50% ▼	2	1	50% ▼
<b>GUARD INSURANCE Group Total</b>	2	1	50% ▼	2	1	50% ▼
<b>HANNAFORD BROTHERS</b>	Wage(s) Due	Timely Wage(s)	Compliance	Fringe(s) Due	Timely Fringe(s)	Compliance
CA201 HANNAFORD BROTHERS	58	40	69%	58	31	53%
Total	58	40	69% ▼	58	31	53% ▼
<b>HANNAFORD BROTHERS Group Total</b>	58	40	69% ▼	58	31	53% ▼
<b>HANOVER INSURANCE</b>	Wage(s) Due	Timely Wage(s)	Compliance	Fringe(s) Due	Timely Fringe(s)	Compliance
CA430 ALLMERICA FINANCIAL ALLIANCE	*	*	*	*	*	*
CA428 ALLMERICA FINANCIAL BENEFIT INSURANCE	1	1	100%	1	1	100%
CA048 CITIZENS INSURANCE COMPANY OF AMERICA	*	*	*	*	*	*
CA429 HANOVER AMERICAN INSURANCE	*	*	*	*	*	*
CA202 HANOVER INSURANCE	2	1	50%	2	1	50%
CA228 MASSACHUSETTS BAY INSURANCE	*	*	*	*	*	*
Total	3	2	67% ▼	3	2	67% ▼
<b>HANOVER INSURANCE Group Total</b>	3	2	67% ▼	3	2	67% ▼



**INSURANCE GROUP COMPLIANCE**  
Wage Statements and Fringe Benefit Forms  
Fourth Quarter  
10/1/2019 - 12/31/2019

Insurance Company	Total Wage Statement(s) Due	Wage Statement(s) Filed Timely	Compliance Percentage	Total Fringe Benefit Form(s) Due	Fringe Benefit Form(s) Filed Timely	Compliance Percentage
<b>HARTFORD INSURANCE</b>	<b>Wage(s) Due</b>	<b>Timely Wage(s)</b>	<b>Compliance</b>	<b>Fringe(s) Due</b>	<b>Timely Fringe(s)</b>	<b>Compliance</b>
CA188 HARTFORD ACCIDENT & INDEMNITY	*	*	*	*	*	*
CA185 HARTFORD CASUALTY INSURANCE	1	1	100%	1	1	100%
CA203 HARTFORD FIRE INSURANCE	*	*	*	*	*	*
CA186 HARTFORD INSURANCE COMPANY OF THE MIDWEST	2	1	50%	2	1	50%
CA187 HARTFORD UNDERWRITERS INSURANCE	2	0	0%	2	1	50%
CA288 PROPERTY & CASUALTY INSURANCE COMPANY OF HARTFORD	12	6	50%	12	10	83%
CA296 SENTINEL INSURANCE	1	1	100%	1	1	100%
CA319 TRUMBULL INSURANCE	3	1	33%	3	2	67%
CA321 TWIN CITY FIRE INSURANCE	3	3	100%	3	3	100%
<b>Total</b>	<b>24</b>	<b>13</b>	<b>54%</b> ▼	<b>24</b>	<b>19</b>	<b>79%</b> ▲
<b>HARTFORD INSURANCE TPA Administered Claims</b>						
CA070 CANNON COCHRAN MANAGEMENT SERVICES	2	1	50%	2	1	50%
CA116 CORVEL ENTERPRISE COMP	*	*	*	*	*	*
CA300 SEDGWICK CLAIMS MANAGEMENT SERVICES	2	2	100%	2	2	100%
<b>TPA Total</b>	<b>4</b>	<b>3</b>	<b>75%</b> ▲	<b>4</b>	<b>3</b>	<b>75%</b> ▼
<b>HARTFORD INSURANCE Group Total</b>	<b>28</b>	<b>16</b>	<b>57%</b> ▼	<b>28</b>	<b>22</b>	<b>79%</b> ▲
<b>HELMSMAN MANAGEMENT SERVICES</b>	<b>Wage(s) Due</b>	<b>Timely Wage(s)</b>	<b>Compliance</b>	<b>Fringe(s) Due</b>	<b>Timely Fringe(s)</b>	<b>Compliance</b>
CA204 HELMSMAN MANAGEMENT SERVICES	5	4	80%	5	2	40%
<b>Total</b>	<b>5</b>	<b>4</b>	<b>80%</b> ▲	<b>5</b>	<b>2</b>	<b>40%</b> ▼
<b>HELMSMAN MANAGEMENT SERVICES Group Total</b>	<b>5</b>	<b>4</b>	<b>80%</b> ▲	<b>5</b>	<b>2</b>	<b>40%</b> ▼
<b>LIBERTY MUTUAL INSURANCE</b>	<b>Wage(s) Due</b>	<b>Timely Wage(s)</b>	<b>Compliance</b>	<b>Fringe(s) Due</b>	<b>Timely Fringe(s)</b>	<b>Compliance</b>
CA003 AMERICAN FIRE & CASUALTY INSURANCE	1	1	100%	1	0	0%
CA380 EMPLOYERS INSURANCE OF WAUSAU	2	1	50%	2	0	0%
CA162 EXCELSIOR INSURANCE	*	*	*	*	*	*
CA210 LIBERTY MUTUAL INSURANCE	41	22	54%	41	21	51%
CA406 OHIO CASUALTY INSURANCE	1	1	100%	1	1	100%
CA407 OHIO SECURITY INSURANCE	6	4	67%	6	4	67%
CA283 PEERLESS INDEMNITY INSURANCE	*	*	*	*	*	*
CA275 PEERLESS INSURANCE	*	*	*	*	*	*
CA309 THE NETHERLANDS INSURANCE	*	*	*	*	*	*
CA408 WEST AMERICAN INSURANCE	*	*	*	*	*	*
<b>Total</b>	<b>51</b>	<b>29</b>	<b>57%</b> ▼	<b>51</b>	<b>26</b>	<b>51%</b> ▼
<b>LIBERTY MUTUAL INSURANCE Group Total</b>	<b>51</b>	<b>29</b>	<b>57%</b> ▼	<b>51</b>	<b>26</b>	<b>51%</b> ▼



**INSURANCE GROUP COMPLIANCE**  
Wage Statements and Fringe Benefit Forms  
Fourth Quarter  
10/1/2019 - 12/31/2019

Insurance Company	Total Wage Statement(s) Due	Wage Statement(s) Filed Timely	Compliance Percentage	Total Fringe Benefit Form(s) Due	Fringe Benefit Form(s) Filed Timely	Compliance Percentage
MAINE AUTOMOBILE DEALERS ASSOCIATION	Wage(s) Due	Timely Wage(s)	Compliance	Fringe(s) Due	Timely Fringe(s)	Compliance
CA220 MAINE AUTOMOBILE DEALERS ASSOCIATION	9	3	33%	9	3	33%
Total	9	3	33% ▼	9	3	33% ▼
MAINE AUTOMOBILE DEALERS ASSOCIATION Group Total	9	3	33% ▼	9	3	33% ▼
MAINE EMPLOYERS' MUTUAL INSURANCE	Wage(s) Due	Timely Wage(s)	Compliance	Fringe(s) Due	Timely Fringe(s)	Compliance
CA260 MAINE EMPLOYERS' MUTUAL INSURANCE	703	405	58%	703	399	57%
Total	703	405	58% ▼	703	399	57% ▼
MAINE EMPLOYERS' MUTUAL INSURANCE Group Total	703	405	58% ▼	703	399	57% ▼
MAINE HEALTHCARE ASSOCIATION	Wage(s) Due	Timely Wage(s)	Compliance	Fringe(s) Due	Timely Fringe(s)	Compliance
CA234 MAINE HEALTHCARE ASSOCIATION	9	6	67%	9	6	67%
Total	9	6	67% ▼	9	6	67% ▼
MAINE HEALTHCARE ASSOCIATION Group Total	9	6	67% ▼	9	6	67% ▼
MAINE MOTOR TRANSPORT ASSOCIATION	Wage(s) Due	Timely Wage(s)	Compliance	Fringe(s) Due	Timely Fringe(s)	Compliance
CA230 MAINE MOTOR TRANSPORT ASSOCIATION	24	23	96%	24	24	100%
Total	24	23	96% ▲	24	24	100% ▲
MAINE MOTOR TRANSPORT ASSOCIATION Group Total	24	23	96% ▲	24	24	100% ▲
MAINE MUNICIPAL ASSOCIATION	Wage(s) Due	Timely Wage(s)	Compliance	Fringe(s) Due	Timely Fringe(s)	Compliance
CA225 MAINE MUNICIPAL ASSOCIATION	137	125	91%	137	126	92%
Total	137	125	91% ▲	137	126	92% ▲
MAINE MUNICIPAL ASSOCIATION Group Total	137	125	91% ▲	137	126	92% ▲
MAINE SCHOOL MANAGEMENT ASSOCIATION	Wage(s) Due	Timely Wage(s)	Compliance	Fringe(s) Due	Timely Fringe(s)	Compliance
CA250 MAINE SCHOOL MANAGEMENT ASSOCIATION	38	31	82%	38	31	82%
Total	38	31	82% ▲	38	31	82% ▲
MAINE SCHOOL MANAGEMENT ASSOCIATION Group Total	38	31	82% ▲	38	31	82% ▲
NATIONAL LIABILITY & FIRE INSURANCE	Wage(s) Due	Timely Wage(s)	Compliance	Fringe(s) Due	Timely Fringe(s)	Compliance
CA474 NATIONAL LIABILITY AND FIRE INSURANCE	1	1	100%	1	1	100%
Total	1	1	100% ▲	1	1	100% ▲
NATIONAL LIABILITY & FIRE INSURANCE Group Total	1	1	100% ▲	1	1	100% ▲
NEXT LEVEL ADMINISTRATOR LLC	Wage(s) Due	Timely Wage(s)	Compliance	Fringe(s) Due	Timely Fringe(s)	Compliance
24244 UNITED WISCONSIN INSURANCE	1	0	0%	1	0	0%
Total	1	0	0% ▼	1	0	0% ▼
NEXT LEVEL ADMINISTRATOR LLC Group Total	1	0	0% ▼	1	0	0% ▼

**INSURANCE GROUP COMPLIANCE**  
Wage Statements and Fringe Benefit Forms  
Fourth Quarter  
10/1/2019 - 12/31/2019

Insurance Company	Total Wage Statement(s) Due	Wage Statement(s) Filed Timely	Compliance Percentage	Total Fringe Benefit Form(s) Due	Fringe Benefit Form(s) Filed Timely	Compliance Percentage
<b>OLD REPUBLIC INSURANCE</b>	<b>Wage(s) Due</b>	<b>Timely Wage(s)</b>	<b>Compliance</b>	<b>Fringe(s) Due</b>	<b>Timely Fringe(s)</b>	<b>Compliance</b>
OLD REPUBLIC GENERAL INSURANCE CORP.	*	*	*	*	*	*
OLD REPUBLIC INSURANCE	*	*	*	*	*	*
<b>Total</b>	*	*	*	*	*	*
<b>OLD REPUBLIC INSURANCE TPA Administered Claims</b>						
CA070 CANNON COCHRAN MANAGEMENT SERVICES	11	9	82%	11	8	73%
CA190 GALLAGHER BASSETT SERVICES	3	2	67%	3	2	67%
CA300 SEDGWICK CLAIMS MANAGEMENT SERVICES	5	4	80%	5	4	80%
<b>TPA Total</b>	<b>19</b>	<b>15</b>	<b>79% ▲</b>	<b>19</b>	<b>14</b>	<b>74% ▼</b>
<b>OLD REPUBLIC INSURANCE Group Total</b>	<b>19</b>	<b>15</b>	<b>79% ▲</b>	<b>19</b>	<b>14</b>	<b>74% ▼</b>
<b>PENNSYLVANIA MFG ASSN</b>	<b>Wage(s) Due</b>	<b>Timely Wage(s)</b>	<b>Compliance</b>	<b>Fringe(s) Due</b>	<b>Timely Fringe(s)</b>	<b>Compliance</b>
MANUFACTURERS ALLIANCE INSURANCE	*	*	*	*	*	*
PENNSYLVANIA MFG ASSN	*	*	*	*	*	*
PENNSYLVANIA MFG INDEMNITY CO	*	*	*	*	*	*
<b>Total</b>	*	*	*	*	*	*
<b>PENNSYLVANIA MFG ASSN TPA Administered Claims</b>						
CA190 GALLAGHER BASSETT SERVICES	12	4	33%	12	6	50%
CA323 THE AMERICAN EQUITY UNDERWRITERS	*	*	*	*	*	*
<b>TPA Total</b>	<b>12</b>	<b>4</b>	<b>33% ▼</b>	<b>12</b>	<b>6</b>	<b>50% ▼</b>
<b>PENNSYLVANIA MFG ASSN Group Total</b>	<b>12</b>	<b>4</b>	<b>33% ▼</b>	<b>12</b>	<b>6</b>	<b>50% ▼</b>
<b>PROTECTIVE INSURANCE</b>	<b>Wage(s) Due</b>	<b>Timely Wage(s)</b>	<b>Compliance</b>	<b>Fringe(s) Due</b>	<b>Timely Fringe(s)</b>	<b>Compliance</b>
CA277 PROTECTIVE INSURANCE COMPANY	*	*	*	*	*	*
<b>Total</b>	*	*	*	*	*	*
<b>PROTECTIVE INSURANCE TPA Administered Claims</b>						
CA340 YORK RISK SERVICES	1	0	0%	1	0	0%
<b>TPA Total</b>	<b>1</b>	<b>0</b>	<b>0% ▼</b>	<b>1</b>	<b>0</b>	<b>0% ▼</b>
<b>PROTECTIVE INSURANCE Group Total</b>	<b>1</b>	<b>0</b>	<b>0% ▼</b>	<b>1</b>	<b>0</b>	<b>0% ▼</b>
<b>QBE INSURANCE GROUP</b>	<b>Wage(s) Due</b>	<b>Timely Wage(s)</b>	<b>Compliance</b>	<b>Fringe(s) Due</b>	<b>Timely Fringe(s)</b>	<b>Compliance</b>
QBE INSURANCE GROUP	*	*	*	*	*	*
<b>Total</b>	*	*	*	*	*	*
<b>QBE INSURANCE GROUP TPA Administered Claims</b>						
CA190 GALLAGHER BASSETT SERVICES	*	*	*	*	*	*
CA300 SEDGWICK CLAIMS MANAGEMENT SERVICES	7	5	71%	7	5	71%
<b>TPA Total</b>	<b>7</b>	<b>5</b>	<b>71% ▼</b>	<b>7</b>	<b>5</b>	<b>71% ▼</b>
<b>QBE INSURANCE GROUP Group Total</b>	<b>7</b>	<b>5</b>	<b>71% ▼</b>	<b>7</b>	<b>5</b>	<b>71% ▼</b>



**INSURANCE GROUP COMPLIANCE**  
Wage Statements and Fringe Benefit Forms  
Fourth Quarter  
10/1/2019 - 12/31/2019

Insurance Company	Total Wage Statement(s) Due	Wage Statement(s) Filed Timely	Compliance Percentage	Total Fringe Benefit Form(s) Due	Fringe Benefit Form(s) Filed Timely	Compliance Percentage
<b>SAFETY NATIONAL CASUALTY CORP</b>	<b>Wage(s) Due</b>	<b>Timely Wage(s)</b>	<b>Compliance</b>	<b>Fringe(s) Due</b>	<b>Timely Fringe(s)</b>	<b>Compliance</b>
SAFETY NATIONAL CASUALTY CORP	*	*	*	*	*	*
<b>Total</b>	<b>*</b>	<b>*</b>	<b>*</b>	<b>*</b>	<b>*</b>	<b>*</b>
<b>SAFETY NATIONAL CASUALTY CORP TPA Administered Claims</b>						
CA040 BROADSPIRE SERVICES	*	*	*	*	*	*
CA070 CANNON COCHRAN MANAGEMENT SERVICES	*	*	*	*	*	*
CA116 CORVEL ENTERPRISE COMP	3	1	33%	3	0	0%
CA160 ESIS	2	1	50%	2	1	50%
CA190 GALLAGHER BASSETT SERVICES	4	4	100%	4	3	75%
CA204 HELMSMAN MANAGEMENT SERVICES	*	*	*	*	*	*
CA300 SEDGWICK CLAIMS MANAGEMENT SERVICES	5	4	80%	5	4	80%
<b>TPA Total</b>	<b>14</b>	<b>10</b>	<b>71% ▼</b>	<b>14</b>	<b>8</b>	<b>57% ▼</b>
<b>SAFETY NATIONAL CASUALTY CORP Group Total</b>	<b>14</b>	<b>10</b>	<b>71% ▼</b>	<b>14</b>	<b>8</b>	<b>57% ▼</b>
<b>SEDGWICK CLAIMS MANAGEMENT SERVICES</b>	<b>Wage(s) Due</b>	<b>Timely Wage(s)</b>	<b>Compliance</b>	<b>Fringe(s) Due</b>	<b>Timely Fringe(s)</b>	<b>Compliance</b>
CA300 SEDGWICK CLAIMS MANAGEMENT SERVICES	87	71	82%	87	73	84%
<b>Total</b>	<b>87</b>	<b>71</b>	<b>82% ▲</b>	<b>87</b>	<b>73</b>	<b>84% ▲</b>
<b>SEDGWICK CLAIMS MANAGEMENT SERVICES Group Total</b>	<b>87</b>	<b>71</b>	<b>82% ▲</b>	<b>87</b>	<b>73</b>	<b>84% ▲</b>
<b>SENTRY INSURANCE</b>	<b>Wage(s) Due</b>	<b>Timely Wage(s)</b>	<b>Compliance</b>	<b>Fringe(s) Due</b>	<b>Timely Fringe(s)</b>	<b>Compliance</b>
CA426 MIDDLESEX INSURANCE COMPANY	1	1	100%	1	1	100%
CA402 SENTRY CASUALTY	10	10	100%	10	10	100%
CA305 SENTRY INSURANCE	4	4	100%	4	4	100%
<b>Total</b>	<b>15</b>	<b>15</b>	<b>100% ▲</b>	<b>15</b>	<b>15</b>	<b>100% ▲</b>
<b>SENTRY INSURANCE Group Total</b>	<b>15</b>	<b>15</b>	<b>100% ▲</b>	<b>15</b>	<b>15</b>	<b>100% ▲</b>
<b>SOMPO JAPAN INSURANCE</b>	<b>Wage(s) Due</b>	<b>Timely Wage(s)</b>	<b>Compliance</b>	<b>Fringe(s) Due</b>	<b>Timely Fringe(s)</b>	<b>Compliance</b>
SOMPO JAPAN INSURANCE COMPANY OF AMERICA	*	*	*	*	*	*
<b>Total</b>	<b>*</b>	<b>*</b>	<b>*</b>	<b>*</b>	<b>*</b>	<b>*</b>
<b>SOMPO JAPAN INSURANCE TPA Administered Claims</b>						
CA190 GALLAGHER BASSETT SERVICES	2	2	100%	1	1	100%
<b>TPA Total</b>	<b>2</b>	<b>2</b>	<b>100% ▲</b>	<b>1</b>	<b>1</b>	<b>100% ▲</b>
<b>SOMPO JAPAN INSURANCE Group Total</b>	<b>2</b>	<b>2</b>	<b>100% ▲</b>	<b>1</b>	<b>1</b>	<b>100% ▲</b>



**INSURANCE GROUP COMPLIANCE**  
Wage Statements and Fringe Benefit Forms  
Fourth Quarter  
10/1/2019 - 12/31/2019

Insurance Company	Total Wage Statement(s) Due	Wage Statement(s) Filed Timely	Compliance Percentage	Total Fringe Benefit Form(s) Due	Fringe Benefit Form(s) Filed Timely	Compliance Percentage
STARR INDEMNITY INSURANCE	Wage(s) Due	Timely Wage(s)	Compliance	Fringe(s) Due	Timely Fringe(s)	Compliance
STARR INDEMNITY INSURANCE	*	*	*	*	*	*
Total	*	*	*	*	*	*
STARR INDEMNITY INSURANCE TPA Administered Claims						
CA160 ESIS	1	1	100%	1	1	100%
CA190 GALLAGHER BASSETT SERVICES	*	*	*	*	*	*
CA300 SEDGWICK CLAIMS MANAGEMENT SERVICES	*	*	*	*	*	*
TPA Total	1	1	100% ▲	1	1	100% ▲
STARR INDEMNITY INSURANCE Group Total	1	1	100% ▲	1	1	100% ▲
STATE OF MAINE WORKERS' COMPENSATION TRUST	Wage(s) Due	Timely Wage(s)	Compliance	Fringe(s) Due	Timely Fringe(s)	Compliance
CA307 STATE OF MAINE WORKERS' COMPENSATION TRUST	97	94	97%	97	93	96%
Total	97	94	97% ▲	97	93	96% ▲
STATE OF MAINE WORKERS' COMPENSATION TRUST Group Total	97	94	97% ▲	97	93	96% ▲
SYNERNET	Wage(s) Due	Timely Wage(s)	Compliance	Fringe(s) Due	Timely Fringe(s)	Compliance
CA320 SYNERNET	80	53	66%	80	60	75%
Total	80	53	66% ▼	80	60	75% ▼
SYNERNET Group Total	80	53	66% ▼	80	60	75% ▼
THE AMERICAN EQUITY UNDERWRITERS	Wage(s) Due	Timely Wage(s)	Compliance	Fringe(s) Due	Timely Fringe(s)	Compliance
CA323 THE AMERICAN EQUITY UNDERWRITERS	*	*	*	*	*	*
Total	*	*	*	*	*	*
THE AMERICAN EQUITY UNDERWRITERS Group Total	*	*	*	*	*	*

**INSURANCE GROUP COMPLIANCE**  
Wage Statements and Fringe Benefit Forms  
Fourth Quarter  
10/1/2019 - 12/31/2019

Insurance Company	Total Wage Statement(s) Due	Wage Statement(s) Filed Timely	Compliance Percentage	Total Fringe Benefit Form(s) Due	Fringe Benefit Form(s) Filed Timely	Compliance Percentage
<b>TRAVELERS INSURANCE</b>	<b>Wage(s) Due</b>	<b>Timely Wage(s)</b>	<b>Compliance</b>	<b>Fringe(s) Due</b>	<b>Timely Fringe(s)</b>	<b>Compliance</b>
CA072 CHARTER OAK FIRE INSURANCE	34	13	38%	34	15	44%
CA164 FARMINGTON CASUALTY	1	0	0%	1	0	0%
CA284 PHOENIX INSURANCE	1	1	100%	1	1	100%
CA306 STANDARD FIRE INSURANCE	2	1	50%	2	0	0%
CA347 TRAVELERS CASUALTY & SURETY	*	*	*	*	*	*
CA348 TRAVELERS CASUALTY INSURANCE COMPANY OF AMERICA	2	1	50%	2	1	50%
CA349 TRAVELERS COMMERCIAL CASUALTY	4	3	75%	4	3	75%
CA343 TRAVELERS INDEMNITY COMPANY	*	*	*	*	*	*
CA346 TRAVELERS INDEMNITY COMPANY OF AMERICA	*	*	*	*	*	*
CA345 TRAVELERS PROPERTY CASUALTY INSURANCE	5	4	80%	5	4	80%
<b>Total</b>	<b>49</b>	<b>23</b>	<b>47% ▼</b>	<b>49</b>	<b>24</b>	<b>49% ▼</b>
<b>TRAVELERS INSURANCE TPA Administered Claims</b>						
CA012 ALTERNATIVE SERVICE CONCEPTS LLC	1	1	100%	1	1	100%
CA190 GALLAGHER BASSETT SERVICES	1	1	100%	1	1	100%
CA300 SEDGWICK CLAIMS MANAGEMENT SERVICES	1	0	0%	1	0	0%
CA340 YORK RISK SERVICES	*	*	*	*	*	*
<b>TPA Total</b>	<b>3</b>	<b>2</b>	<b>67% ▼</b>	<b>3</b>	<b>2</b>	<b>67% ▼</b>
<b>TRAVELERS INSURANCE Group Total</b>	<b>52</b>	<b>25</b>	<b>48% ▼</b>	<b>52</b>	<b>26</b>	<b>50% ▼</b>
<b>UTICA MUTUAL INSURANCE</b>	<b>Wage(s) Due</b>	<b>Timely Wage(s)</b>	<b>Compliance</b>	<b>Fringe(s) Due</b>	<b>Timely Fringe(s)</b>	<b>Compliance</b>
CA324 UTICA MUTUAL INSURANCE	2	2	100%	2	2	100%
<b>Total</b>	<b>2</b>	<b>2</b>	<b>100% ▲</b>	<b>2</b>	<b>2</b>	<b>100% ▲</b>
<b>UTICA MUTUAL INSURANCE Group Total</b>	<b>2</b>	<b>2</b>	<b>100% ▲</b>	<b>2</b>	<b>2</b>	<b>100% ▲</b>
<b>VANLINER INSURANCE</b>	<b>Wage(s) Due</b>	<b>Timely Wage(s)</b>	<b>Compliance</b>	<b>Fringe(s) Due</b>	<b>Timely Fringe(s)</b>	<b>Compliance</b>
CA379 VANLINER INSURANCE	1	1	100%	1	1	100%
<b>Total</b>	<b>1</b>	<b>1</b>	<b>100% ▲</b>	<b>1</b>	<b>1</b>	<b>100% ▲</b>
<b>VANLINER INSURANCE Group Total</b>	<b>1</b>	<b>1</b>	<b>100% ▲</b>	<b>1</b>	<b>1</b>	<b>100% ▲</b>
<b>WALMART CLAIMS SERVICES</b>	<b>Wage(s) Due</b>	<b>Timely Wage(s)</b>	<b>Compliance</b>	<b>Fringe(s) Due</b>	<b>Timely Fringe(s)</b>	<b>Compliance</b>
CA100 WALMART CLAIMS SERVICES	44	36	82%	44	32	73%
<b>Total</b>	<b>44</b>	<b>36</b>	<b>82% ▲</b>	<b>44</b>	<b>32</b>	<b>73% ▼</b>
<b>WALMART CLAIMS SERVICES Group Total</b>	<b>44</b>	<b>36</b>	<b>82% ▲</b>	<b>44</b>	<b>32</b>	<b>73% ▼</b>

**INSURANCE GROUP COMPLIANCE**  
Wage Statements and Fringe Benefit Forms  
Fourth Quarter  
10/1/2019 - 12/31/2019

Insurance Company	Total Wage Statement(s) Due	Wage Statement(s) Filed Timely	Compliance Percentage	Total Fringe Benefit Form(s) Due	Fringe Benefit Form(s) Filed Timely	Compliance Percentage
<b>XL INSURANCE</b>	<b>Wage(s) Due</b>	<b>Timely Wage(s)</b>	<b>Compliance</b>	<b>Fringe(s) Due</b>	<b>Timely Fringe(s)</b>	<b>Compliance</b>
CA317 T.H.E. INSURANCE	*	*	*	*	*	*
CA384 XL INSURANCE	*	*	*	*	*	*
<b>Total</b>	<b>*</b>	<b>*</b>	<b>*</b>	<b>*</b>	<b>*</b>	<b>*</b>
<b>XL INSURANCE TPA Administered Claims</b>						
CA040 BROADSPIRE SERVICES	*	*	*	*	*	*
CA116 CORVEL ENTERPRISE COMP	*	*	*	*	*	*
CA190 GALLAGHER BASSETT SERVICES	8	6	75%	8	6	75%
CA300 SEDGWICK CLAIMS MANAGEMENT SERVICES	5	4	80%	5	5	100%
<b>TPA Total</b>	<b>13</b>	<b>10</b>	<b>77% ▲</b>	<b>13</b>	<b>11</b>	<b>85% ▲</b>
<b>XL INSURANCE Group Total</b>	<b>13</b>	<b>10</b>	<b>77% ▲</b>	<b>13</b>	<b>11</b>	<b>85% ▲</b>
<b>YORK RISK SERVICES</b>	<b>Wage(s) Due</b>	<b>Timely Wage(s)</b>	<b>Compliance</b>	<b>Fringe(s) Due</b>	<b>Timely Fringe(s)</b>	<b>Compliance</b>
CA340 YORK RISK SERVICES	2	0	0%	2	0	0%
<b>Total</b>	<b>2</b>	<b>0</b>	<b>0% ▼</b>	<b>2</b>	<b>0</b>	<b>0% ▼</b>
<b>YORK RISK SERVICES Group Total</b>	<b>2</b>	<b>0</b>	<b>0% ▼</b>	<b>2</b>	<b>0</b>	<b>0% ▼</b>
<b>ZURICH INSURANCE</b>	<b>Wage(s) Due</b>	<b>Timely Wage(s)</b>	<b>Compliance</b>	<b>Fringe(s) Due</b>	<b>Timely Fringe(s)</b>	<b>Compliance</b>
CA021 AMERICAN GUARANTEE & LIABILITY	1	0	0%	1	0	0%
CA022 AMERICAN ZURICH	7	4	57%	7	4	57%
CA400 ZURICH AMERICAN INSURANCE	2	2	100%	2	2	100%
CA404 ZURICH AMERICAN INSURANCE COMPANY OF ILLINOIS	*	*	*	*	*	*
<b>Total</b>	<b>10</b>	<b>6</b>	<b>60% ▼</b>	<b>10</b>	<b>6</b>	<b>60% ▼</b>
<b>ZURICH INSURANCE TPA Administered Claims</b>						
CA040 BROADSPIRE SERVICES	1	0	0%	1	0	0%
CA070 CANNON COCHRAN MANAGEMENT SERVICES	1	1	100%	1	1	100%
CA080 CHESTERFIELD SERVICES	2	2	100%	2	2	100%
CA116 CORVEL ENTERPRISE COMP	*	*	*	*	*	*
CA160 ESIS	1	1	100%	1	1	100%
CA190 GALLAGHER BASSETT SERVICES	5	3	60%	5	3	60%
CA300 SEDGWICK CLAIMS MANAGEMENT SERVICES	2	1	50%	2	1	50%
<b>TPA Total</b>	<b>12</b>	<b>8</b>	<b>67% ▼</b>	<b>12</b>	<b>8</b>	<b>67% ▼</b>
<b>ZURICH INSURANCE Group Total</b>	<b>22</b>	<b>14</b>	<b>64% ▼</b>	<b>22</b>	<b>14</b>	<b>64% ▼</b>



