

MAINE STATE LEGISLATURE

The following document is provided by the
LAW AND LEGISLATIVE DIGITAL LIBRARY
at the Maine State Law and Legislative Reference Library
<http://legislature.maine.gov/lawlib>



Reproduced from electronic originals
(may include minor formatting differences from printed original)



QUARTERLY COMPLIANCE REPORT

STATE OF MAINE
WORKERS' COMPENSATION BOARD

Third Quarter 2019
July 1, 2019 - September 30, 2019

Office of Monitoring, Audit &
Enforcement

John C. Rohde
Executive Director

27 State House Station
Augusta, Maine 04333-0027

**State of Maine
Workers' Compensation Board
Quarterly Compliance Report
Third Quarter**

Table of Contents

1.	Executive Summary	Pages 1-2
2.	Lost Time First Report of Injury Filings	Page 3
3.	Initial Indemnity Payments	Page 4
4.	Initial Memorandum of Payment Filings	Page 5
5.	Initial Indemnity Notice of Controversy Filings	Page 6
6.	Wage Information	Page 7

Table of Charts

1.	Lost Time First Report of Injury Filings Timeliness Distribution	Page 3
2.	Lost Time First Report of Injury Filings Quarterly Compliance	Page 3
3.	Lost Time First Report of Injury Filings Compliance Trend	Page 3
4.	Initial Indemnity Payments Timeliness Distribution	Page 4
5.	Initial Indemnity Payments Quarterly Compliance	Page 4
6.	Initial Indemnity Payments Compliance Trend	Page 4
7.	Initial Memorandum of Payment Filings Timeliness Distribution	Page 5
8.	Initial Memorandum of Payment Filings Quarterly Compliance	Page 5
9.	Initial Memorandum of Payment Filings Compliance Trend	Page 5
10.	Initial Indemnity Notice of Controversy Filings Timeliness Distribution	Page 6
11.	Initial Indemnity Notice of Controversy Filings Quarterly Compliance	Page 6
12.	Initial Indemnity Notice of Controversy Filings Compliance Trend	Page 6
13.	Wage Statement Timeliness Distribution	Page 7
14.	Fringe Benefits Worksheet(s) Timeliness Distribution	Page 7

Appendices

A.	Insurance Group Compliance	Pages A1-A13
	Lost Time FROI Filings and Initial Indemnity Payments	
B.	Insurance Group Compliance	Pages B1-B13
	Initial MOP and Initial Indemnity NOC Filings	
C.	Insurance Group Compliance	Pages C1-C13
	Wage Statements and Fringe Benefit Form Filings	

Executive Summary

On January 14, 2020, the Maine Workers' Compensation Board of Directors approved the 2019 Third Quarter (July 1, 2019 – September 30, 2019) Compliance Report. This report represents the efforts of the Office of Monitoring, Audit and Enforcement and insurers, self-insurers, and third-party administrators (collectively "insurers").

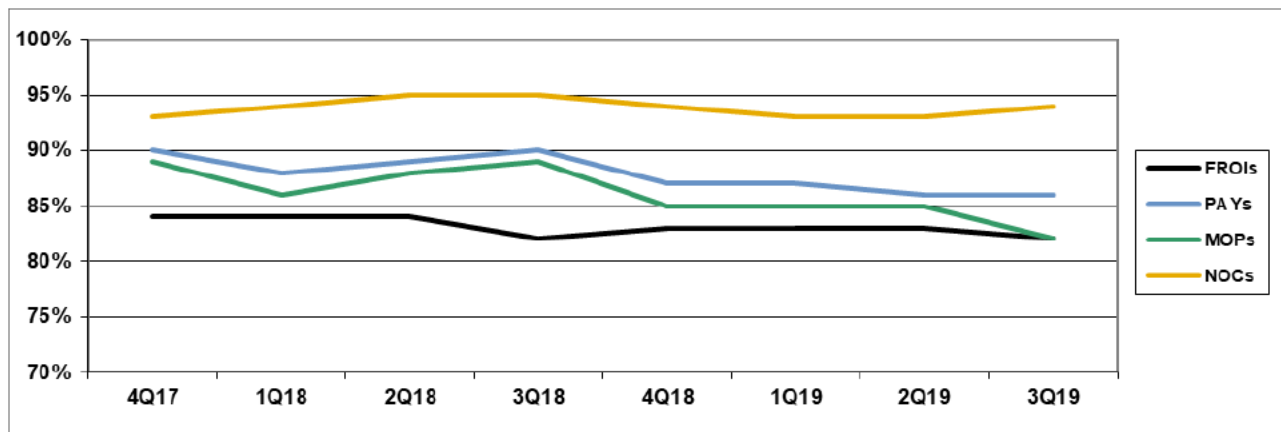
I. COMPLIANCE OVERVIEW

The Reconciliation Report was sent to 102 insurers on October 21, 2019; 62 responded, 38 were not required to respond and 5 did not respond.

The 3Q19 report represents results based upon data received by November 25, 2019. The results are:

	Number of Days	Benchmark	4Q17	1Q18	2Q18	3Q18	4Q18	1Q19	2Q19	3Q19
FROIs	7	85%	84%	84%	84%	82%	83%	83%	83%	82%
PAYs	14	87%	90%	88%	89%	90%	87%	87%	86%	86%
MOPs	17	85%	89%	86%	88%	89%	85%	85%	85%	82%
NOCs	14	90%	93%	94%	95%	95%	94%	93%	93%	94%
Wages	30	75%	-	-	-	-	-	-	-	71%
Fringes	30	75%	-	-	-	-	-	-	-	71%

Compliance Benchmark Tracking



II. CAVEATS & EXPLANATIONS

A. General

- Question marks ("?") within this report indicate that the insurer did not provide all of the data required to measure compliance in that particular area.

B. Lost Time First Report of Injury (FROI) Filings

- Compliance with this benchmark exists when the FROI is filed (accepted EDI transaction, with or without errors) within 7 days after the employer receives notice or knowledge of an employee injury that has caused the employee to lose a day's work.

C. Initial Indemnity Payments (PAYs)

- Compliance with this benchmark exists when the check is mailed within the later of (i) 14 days after the employer's notice or knowledge of incapacity or (ii) the first day of compensability plus 6 days.
- If an employer continues to pay the employee's salary, payments are deemed timely for purposes of compliance if made consistent with the employer's usual payroll practice.

D. Initial Memorandum of Payment (MOP) Filings

- Compliance with this benchmark exists when the MOP is received within 17 days of the employer's notice or knowledge of incapacity.

E. Initial Indemnity Notice of Controversy (NOC) Filings

- Compliance with this benchmark exists when the NOC is filed (accepted EDI transaction, with or without errors) within 14 days after the employer receives notice or knowledge of the incapacity or death. Measurement excludes filings submitted with full denial reason codes 3A-3H (No Coverage).

F. Wage Information

- Compliance with the benchmark (WCB-2 and WCB-2B forms) exists when the wage information is filed within 30 days of the employer receiving notice or knowledge of incapacity.

III. COMPLETED AUDITS

The Board conducts compliance audits of insurers to ensure that all obligations under the Workers' Compensation Act are met. The functions of the audit program include, but are not limited to: ensuring that all reporting requirements of the Board are met, auditing the timeliness of benefit payments, auditing the accuracy of indemnity payments, evaluating claims-handling techniques, and determining whether claims are unreasonably contested.

The following had an audit completed in the 3Q19:

Auditee (alpha order)	Total Penalties
Great American Insurance Group	\$1,150.00

LOST TIME FIRST REPORT OF INJURY FILINGS

Chart 1: Timeliness Distribution

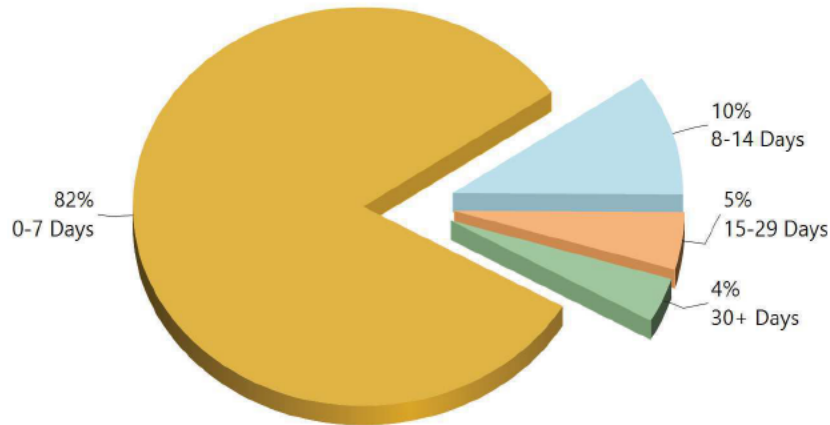


Table 1: Received Within

0-7 Days	2,866	82%
8-14 Days	344	10%
15-29 Days	162	5%
30+ Days	126	4%
? Days	0	0%
Total	3,498	100%

*The percentages may not always add to 100% due to rounding

Chart 2: Quarterly Compliance

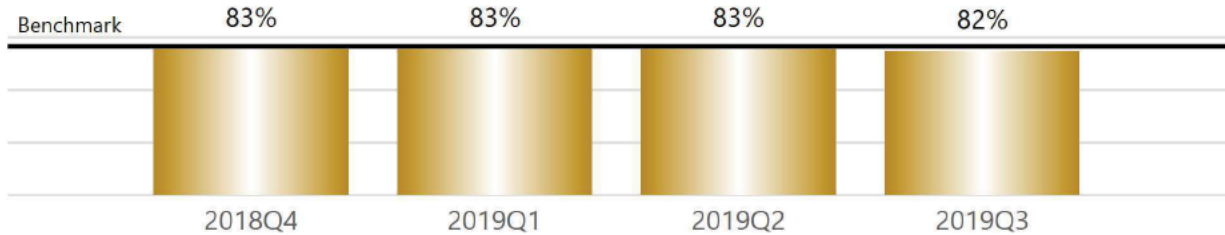
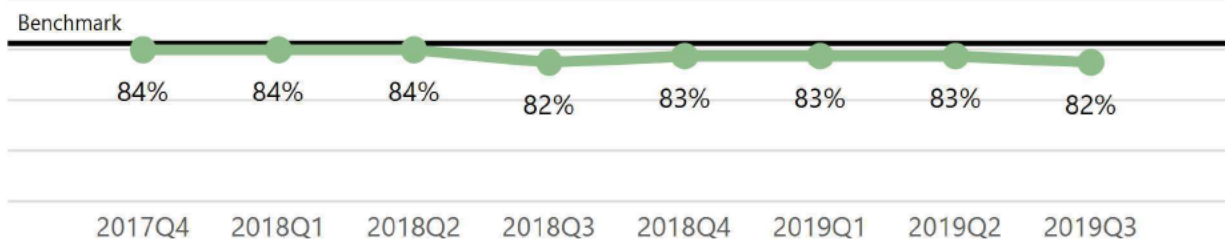


Chart 3: Compliance Trend



INITIAL INDEMNITY PAYMENTS

Chart 4: Timeliness Distribution

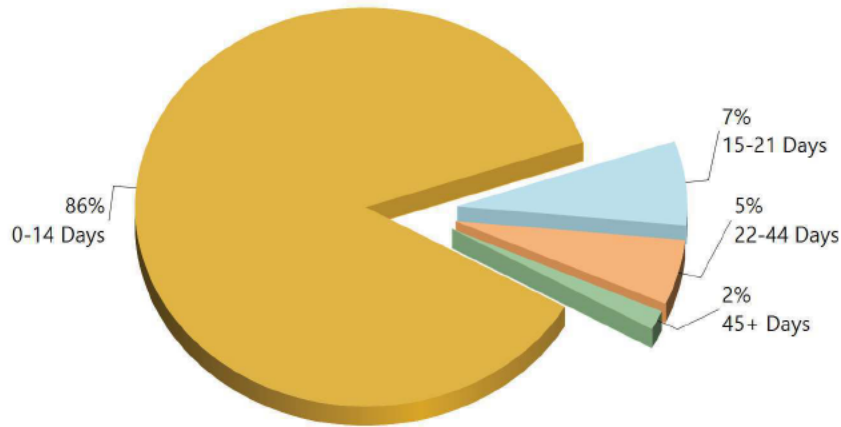


Table 2: Made Within

0-14 Days	723	86%
15-21 Days	57	7%
22-44 Days	44	5%
45+ Days	13	2%
? Days	1	0%
Total	838	100%

*The percentages may not always add to 100% due to rounding

Initial indemnity payments are monitored to ensure that payments are initiated within the time limits established in Section 205. As a result of these efforts, \$11,450 was issued to claimants in penalties and there is another \$4,950 in penalties awaiting resolution.

Chart 5: Quarterly Compliance

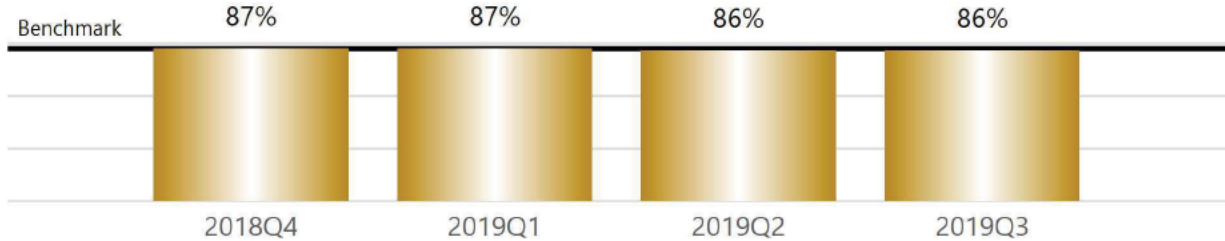
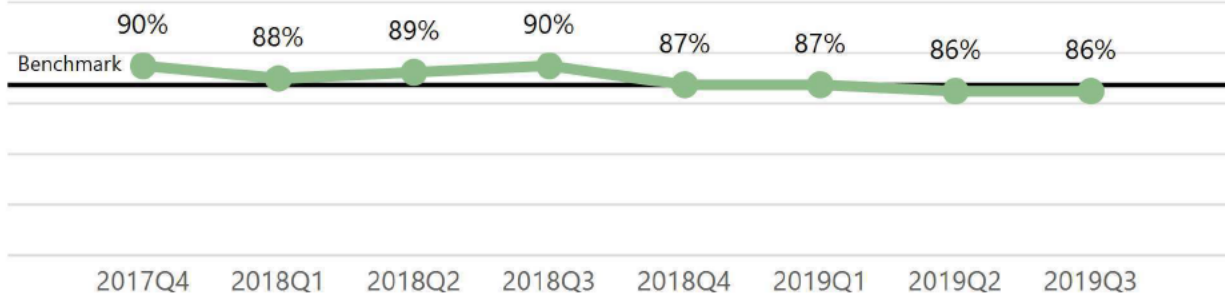


Chart 6: Compliance Trend



INITIAL MEMORANDUM OF PAYMENT FILINGS

Chart 7: Timeliness Distribution




Table 3: Received Within

0-17 Days	691	82%
18-21 Days	40	5%
22-44 Days	71	8%
45+ Days	35	4%
? Days	1	0%
Total	838	100%

*The percentages may not always add to 100% due to rounding

Chart 8: Quarterly Compliance

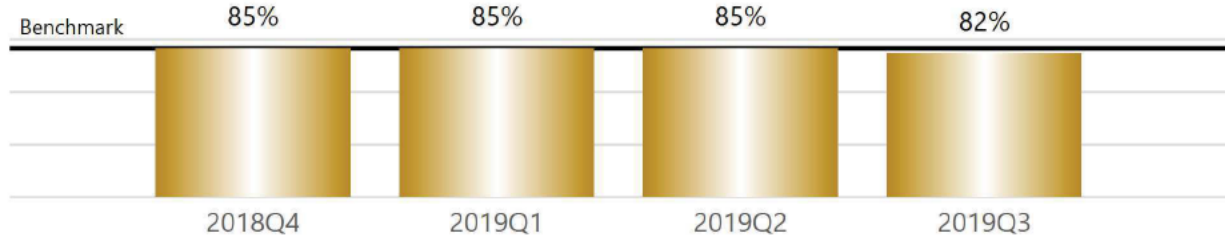
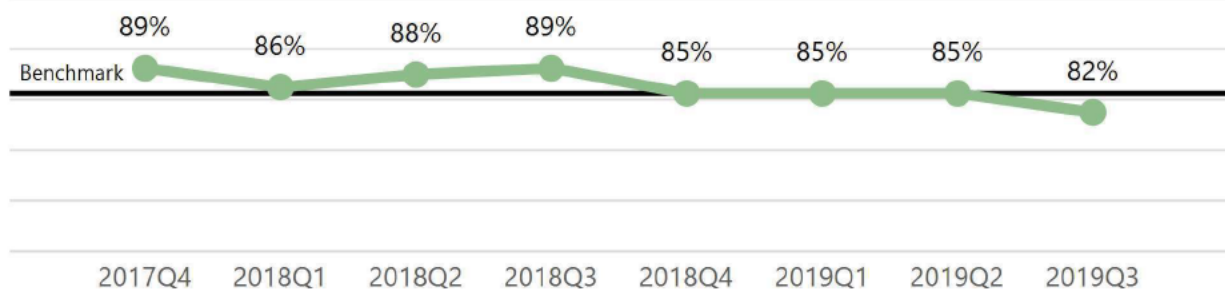


Chart 9: Compliance Trend



INITIAL INDEMNITY NOTICE OF CONTROVERSY FILINGS

Chart 10: Timeliness Distribution

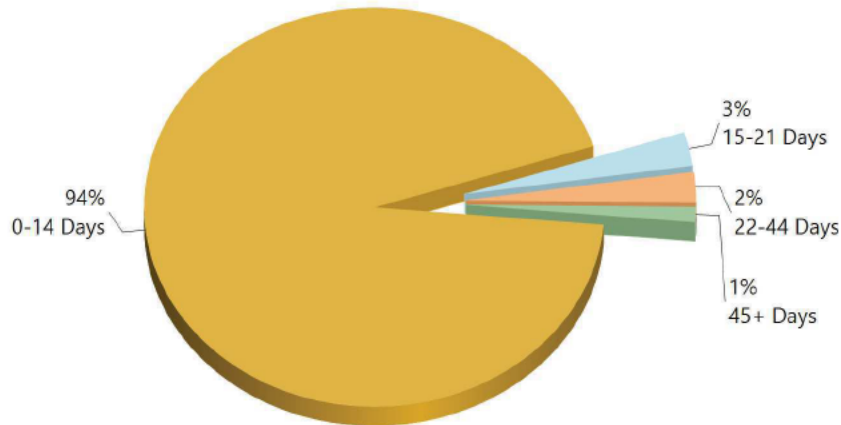


Table 4: Received Within

0-14 Days	690	94%
15-21 Days	20	3%
22-44 Days	18	2%
45+ Days	9	1%
? Days	0	0%
Total	737	100%

*The percentages may not always add to 100% due to rounding

Chart 11: Quarterly Compliance

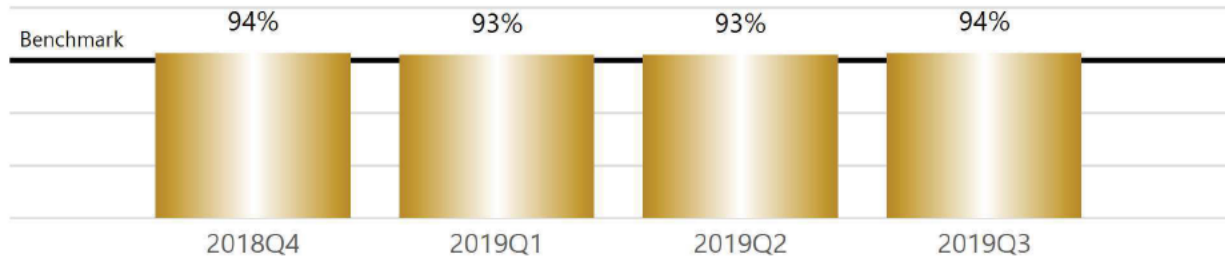
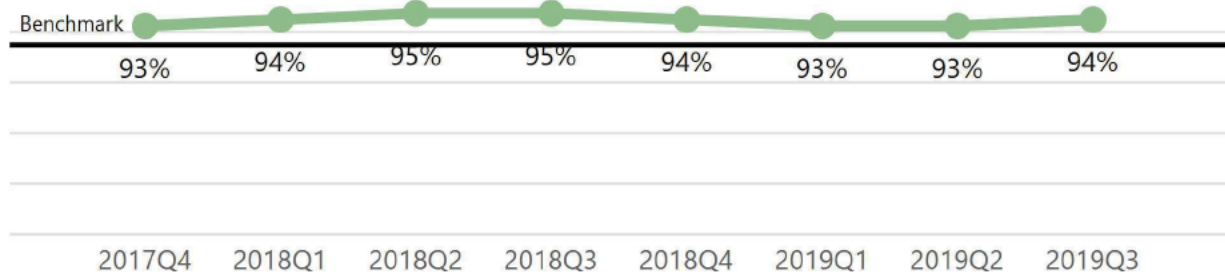


Chart 12: Compliance Trend



Third Quarter Compliance Report
7/1/2019 - 9/30/2019

WAGE INFORMATION

Wage information (WCB-2 and WCB-2B forms) must be filed within 30 days of an employer's notice or knowledge of a claim for compensation (Title 39-A M.R.S.A. Section 303). This includes both compensated and controverted claims where a claim for compensation has been made.

Chart 13: Wage Statements Due Distribution

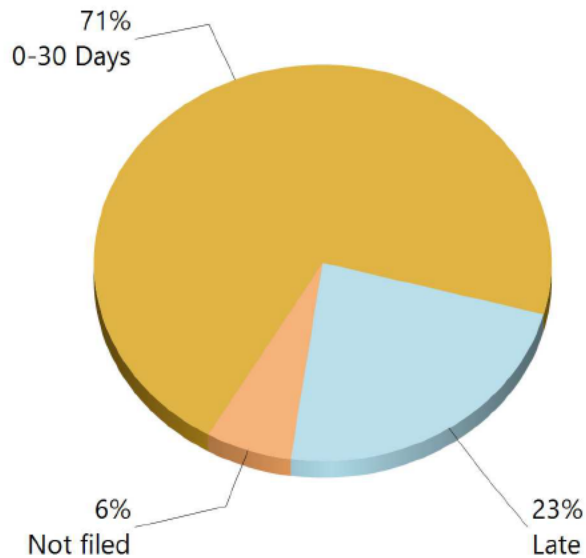


Table 5: Wage Statements Due

0-30 Days	1,441	71%
Late	469	23%
Not filed	124	6%
Total	2,034	100%

*The percentages may not always add to 100% due to rounding

Wage Statement(s) Received: 1,107 (80%) of the 1,384 Wage Statement(s) that were received this quarter were filed timely, 277 (20%) were filed late.

Chart 14: Fringe Benefit Worksheets Due Distribution

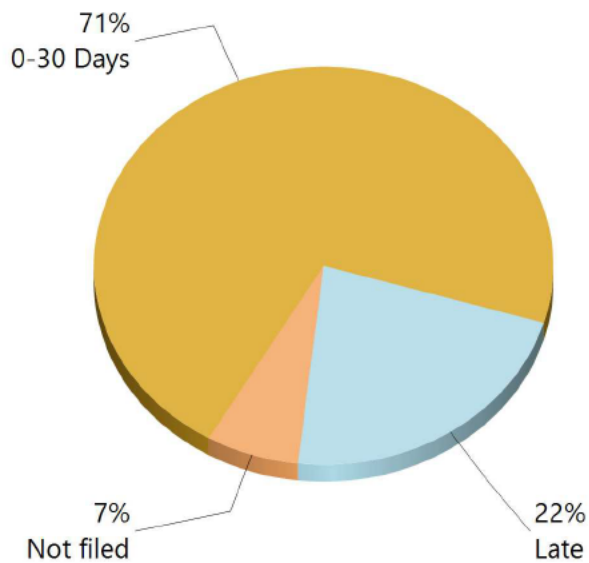


Table 6: Fringe Worksheets Due

0-30 Days	1,450	71%
Late	451	22%
Not filed	133	7%
Total	2,034	100%

*The percentages may not always add to 100% due to rounding

Fringe Benefit Worksheet(s) Received: 1,113 (81%) of the 1,372 Fringe Benefit Worksheet(s) received this quarter were filed timely, 259 (19%) were filed late.

Appendix A

**Insurance Group Compliance
Lost Time FROI Filings and
Initial Indemnity Payments
Third Quarter 2019
7/1/2019-9/30/2019**

INSURANCE GROUP COMPLIANCE

Lost Time FROI and Initial Indemnity Payments

Third Quarter

7/1/2019 - 9/30/2019

Insurance Company	Total Lost Time FROIs Filed	Lost Time FROIs Filed Timely	Compliance Percentage	Total Initial Indemnity Payments Made	Initial Indemnity Payments Made Timely	Compliance Percentage
ACADIA INSURANCE	FROIs Filed	Timely FROIs	Compliance	Payments Made	Timely Payments	Compliance
CA010 ACADIA INSURANCE	58	47	81%	12	11	92%
Total	58	47	81% ▼	12	11	92% ▲
ACADIA INSURANCE Group Total	58	47	81% ▼	12	11	92% ▲
ACCIDENT FUND INSURANCE	FROIs Filed	Timely FROIs	Compliance	Payments Made	Timely Payments	Compliance
ACCIDENT FUND INSURANCE	*	*	*	*	*	*
Total	*	*	*	*	*	*
ACCIDENT FUND INSURANCE TPA Administered Claims						
CA070 CANNON COCHRAN MANAGEMENT SERVICES	*	*	*	*	*	*
CA190 GALLAGHER BASSETT SERVICES	1	0	0%	1	0	0%
TPA Total	1	0	0% ▼	1	0	0% ▼
ACCIDENT FUND INSURANCE Group Total	1	0	0% ▼	1	0	0% ▼
AIG INSURANCE	FROIs Filed	Timely FROIs	Compliance	Payments Made	Timely Payments	Compliance
CA015 AIG CLAIMS, INC	7	7	100%	1	1	100%
Total	7	7	100% ▲	1	1	100% ▲
AIG INSURANCE TPA Administered Claims						
CA040 BROADSPIRE SERVICES	12	11	92%	3	3	100%
CA160 ESIS	19	14	74%	10	7	70%
CA190 GALLAGHER BASSETT SERVICES	31	28	90%	7	6	86%
CA204 HELMSMAN MANAGEMENT SERVICES	2	1	50%	1	1	100%
CA300 SEDGWICK CLAIMS MANAGEMENT SERVICES	26	24	92%	4	4	100%
TPA Total	90	78	87% ▲	25	21	84% ▼
AIG INSURANCE Group Total	97	85	88% ▲	26	22	85% ▼
AIM MUTUAL	FROIs Filed	Timely FROIs	Compliance	Payments Made	Timely Payments	Compliance
CA472 AIM MUTUAL INSURANCE	2	0	0%	No Filings	No Filings	No Filings
Total	2	0	0% ▼	No Filings	No Filings	No Filings
AIM MUTUAL Group Total	2	0	0% ▼	No Filings	No Filings	No Filings
ALTERNATIVE SERVICE CONCEPTS LLC	FROIs Filed	Timely FROIs	Compliance	Payments Made	Timely Payments	Compliance
CA012 ALTERNATIVE SERVICE CONCEPTS LLC	3	2	67%	3	3	100%
Total	3	2	67% ▼	3	3	100% ▲
ALTERNATIVE SERVICE CONCEPTS LLC Group Total	3	2	67% ▼	3	3	100% ▲
AMTRUST INSURANCE	FROIs Filed	Timely FROIs	Compliance	Payments Made	Timely Payments	Compliance
CA342 TECHNOLOGY INSURANCE	6	1	17%	1	1	100%
CA381 WESCO INSURANCE	9	4	44%	2	1	50%
Total	15	5	33% ▼	3	2	67% ▼
AMTRUST INSURANCE Group Total	15	5	33% ▼	3	2	67% ▼

Maine Workers' Compensation Board

Lost Time FROI Filing Benchmark: 85%

Initial Indemnity Payment Benchmark: 87%

▲ Indicates benchmark met or exceeded

▼ Indicates benchmark not met

INSURANCE GROUP COMPLIANCE

Lost Time FROI and Initial Indemnity Payments

Third Quarter

7/1/2019 - 9/30/2019

Insurance Company	Total Lost Time FROIs Filed	Lost Time FROIs Filed Timely	Compliance Percentage	Total Initial Indemnity Payments Made	Initial Indemnity Payments Made Timely	Compliance Percentage
ARCH INSURANCE	FROIs Filed	Timely FROIs	Compliance	Payments Made	Timely Payments	Compliance
ARCH INSURANCE	*	*	*	*	*	*
Total	*	*	*	*	*	*
ARCH INSURANCE TPA Administered Claims						
CA040 BROADSPIRE SERVICES	4	3	75%	2	2	100%
CA116 CORVEL ENTERPRISE COMP	2	0	0%	1	0	0%
CA117 COTTINGHAM & BUTLER CLAIMS SERVICES	4	3	75%	4	2	50%
CA160 ESIS	*	*	*	*	*	*
CA190 GALLAGHER BASSETT SERVICES	5	5	100%	1	1	100%
CA300 SEDGWICK CLAIMS MANAGEMENT SERVICES	2	1	50%	No Filings	No Filings	No Filings
CA340 YORK RISK SERVICES	1	1	100%	1	1	100%
TPA Total	18	13	72% ▼	9	6	67% ▼
ARCH INSURANCE Group Total	18	13	72% ▼	9	6	67% ▼
ARROW MUTUAL INSURANCE	FROIs Filed	Timely FROIs	Compliance	Payments Made	Timely Payments	Compliance
CA024 ARROW MUTUAL INSURANCE	1	0	0%	No Filings	No Filings	No Filings
Total	1	0	0% ▼	No Filings	No Filings	No Filings
ARROW MUTUAL INSURANCE Group Total	1	0	0% ▼	No Filings	No Filings	No Filings
BATH IRON WORKS	FROIs Filed	Timely FROIs	Compliance	Payments Made	Timely Payments	Compliance
CA036 BATH IRON WORKS	19	19	100%	16	15	94%
Total	19	19	100% ▲	16	15	94% ▲
BATH IRON WORKS Group Total	19	19	100% ▲	16	15	94% ▲
BERKSHIRE HATHAWAY INSURANCE	FROIs Filed	Timely FROIs	Compliance	Payments Made	Timely Payments	Compliance
CA114 BERKSHIRE HATHAWAY HOMESTATE INSURANCE	1	0	0%	1	1	100%
CA293 REDWOOD FIRE AND CASUALTY INSURANCE	1	0	0%	1	1	100%
Total	2	0	0% ▼	2	2	100% ▲
BERKSHIRE HATHAWAY INSURANCE TPA Administered Claims						
CA160 ESIS	1	1	100%	No Filings	No Filings	No Filings
TPA Total	1	1	100% ▲	No Filings	No Filings	No Filings
BERKSHIRE HATHAWAY INSURANCE Group Total	3	1	33% ▼	2	2	100% ▲
BROADSPIRE SERVICES	FROIs Filed	Timely FROIs	Compliance	Payments Made	Timely Payments	Compliance
CA040 BROADSPIRE SERVICES	28	20	71%	8	8	100%
Total	28	20	71% ▼	8	8	100% ▲
BROADSPIRE SERVICES Group Total	28	20	71% ▼	8	8	100% ▲

Maine Workers' Compensation Board

Lost Time FROI Filing Benchmark: 85%

Initial Indemnity Payment Benchmark: 87%

▲ Indicates benchmark met or exceeded

▼ Indicates benchmark not met

INSURANCE GROUP COMPLIANCE

Lost Time FROI and Initial Indemnity Payments

Third Quarter

7/1/2019 - 9/30/2019

Insurance Company	Total Lost Time FROIs Filed	Lost Time FROIs Filed Timely	Compliance Percentage	Total Initial Indemnity Payments Made	Initial Indemnity Payments Made Timely	Compliance Percentage
BROTHERHOOD MUTUAL INSURANCE COMPANY	FROIs Filed	Timely FROIs	Compliance	Payments Made	Timely Payments	Compliance
CA043 BROTHERHOOD MUTUAL INSURANCE COMPANY	1	0	0%	1	1	100%
Total	1	0	0% ▼	1	1	100% ▲
BROTHERHOOD MUTUAL INSURANCE COMPANY Group Total	1	0	0% ▼	1	1	100% ▲
CANNON COCHRAN MANAGEMENT SERVICES	FROIs Filed	Timely FROIs	Compliance	Payments Made	Timely Payments	Compliance
CA070 CANNON COCHRAN MANAGEMENT SERVICES	75	64	85%	13	12	92%
Total	75	64	85% ▲	13	12	92% ▲
CANNON COCHRAN MANAGEMENT SERVICES Group Total	75	64	85% ▲	13	12	92% ▲
CHEROKEE INSURANCE	FROIs Filed	Timely FROIs	Compliance	Payments Made	Timely Payments	Compliance
CA044 CHEROKEE INSURANCE	1	1	100%	No Filings	No Filings	No Filings
Total	1	1	100% ▲	No Filings	No Filings	No Filings
CHEROKEE INSURANCE Group Total	1	1	100% ▲	No Filings	No Filings	No Filings
CHESTERFIELD SERVICES	FROIs Filed	Timely FROIs	Compliance	Payments Made	Timely Payments	Compliance
CA080 CHESTERFIELD SERVICES	1	0	0%	1	1	100%
Total	1	0	0% ▼	1	1	100% ▲
CHESTERFIELD SERVICES Group Total	1	0	0% ▼	1	1	100% ▲
CHUBB INSURANCE	FROIs Filed	Timely FROIs	Compliance	Payments Made	Timely Payments	Compliance
ACE AMERICAN INSURANCE COMPANY	*	*	*	*	*	*
ACE INSURANCE	*	*	*	*	*	*
CHUBB INSURANCE	*	*	*	*	*	*
FEDERAL INSURANCE	*	*	*	*	*	*
INDEMNITY INS CO OF NORTH AMERICA	*	*	*	*	*	*
PACIFIC INDEMNITY CO	*	*	*	*	*	*
Total	*	*	*	*	*	*
CHUBB INSURANCE TPA Administered Claims						
CA040 BROADSPIRE SERVICES	2	2	100%	1	1	100%
CA070 CANNON COCHRAN MANAGEMENT SERVICES	3	3	100%	1	1	100%
CA110 CONSTITUTION STATE SERVICES	11	5	45%	3	3	100%
CA116 CORVEL ENTERPRISE COMP	8	3	38%	2	1	50%
CA160 ESIS	16	8	50%	7	4	57%
CA190 GALLAGHER BASSETT SERVICES	17	7	41%	7	5	71%
CA204 HELMSMAN MANAGEMENT SERVICES	*	*	*	*	*	*
CA300 SEDGWICK CLAIMS MANAGEMENT SERVICES	90	85	94%	21	19	90%
CA340 YORK RISK SERVICES	2	2	100%	2	2	100%
TPA Total	149	115	77% ▼	44	36	82% ▼
CHUBB INSURANCE Group Total	149	115	77% ▼	44	36	82% ▼

Maine Workers' Compensation Board

Lost Time FROI Filing Benchmark: 85%

Initial Indemnity Payment Benchmark: 87%

▲ Indicates benchmark met or exceeded

▼ Indicates benchmark not met

INSURANCE GROUP COMPLIANCE
Lost Time FROI and Initial Indemnity Payments
Third Quarter
7/1/2019 - 9/30/2019

Insurance Company	Total Lost Time FROIs Filed	Lost Time FROIs Filed Timely	Compliance Percentage	Total Initial Indemnity Payments Made	Initial Indemnity Payments Made Timely	Compliance Percentage
CIANBRO CORPORATION	FROIs Filed	Timely FROIs	Compliance	Payments Made	Timely Payments	Compliance
CA085 CIANBRO CORPORATION	*	*	*	*	*	*
Total	*	*	*	*	*	*
CIANBRO CORPORATION Group Total	*	*	*	*	*	*
CLAIMS MANAGEMENT (WALMART)	FROIs Filed	Timely FROIs	Compliance	Payments Made	Timely Payments	Compliance
CA100 CLAIMS MANAGEMENT (WALMART)	74	68	92%	7	6	86%
Total	74	68	92% ▲	7	6	86% ▼
CLAIMS MANAGEMENT (WALMART) Group Total	74	68	92% ▲	7	6	86% ▼
CNA INSURANCE	FROIs Filed	Timely FROIs	Compliance	Payments Made	Timely Payments	Compliance
CA017 AMERICAN CASUALTY COMPANY OF READING PA	2	0	0%	1	1	100%
CA050 CONTINENTAL CASUALTY	1	0	0%	1	1	100%
CA271 NATIONAL FIRE INSURANCE	4	2	50%	1	1	100%
CA329 VALLEY FORGE INSURANCE COMPANY	1	0	0%	No Filings	No Filings	No Filings
Total	8	2	25% ▼	3	3	100% ▲
CNA INSURANCE Group Total	8	2	25% ▼	3	3	100% ▲
CONSTITUTION STATE SERVICES	FROIs Filed	Timely FROIs	Compliance	Payments Made	Timely Payments	Compliance
CA110 CONSTITUTION STATE SERVICES	11	5	45%	3	3	100%
Total	11	5	45% ▼	3	3	100% ▲
CONSTITUTION STATE SERVICES Group Total	11	5	45% ▼	3	3	100% ▲
CORVEL ENTERPRISE COMP	FROIs Filed	Timely FROIs	Compliance	Payments Made	Timely Payments	Compliance
CA116 CORVEL ENTERPRISE COMP	22	6	27%	5	1	20%
Total	22	6	27% ▼	5	1	20% ▼
CORVEL ENTERPRISE COMP Group Total	22	6	27% ▼	5	1	20% ▼
COTTINGHAM & BUTLER CLAIMS SERVICES	FROIs Filed	Timely FROIs	Compliance	Payments Made	Timely Payments	Compliance
CA117 COTTINGHAM & BUTLER CLAIMS SERVICES	6	3	50%	6	2	33%
Total	6	3	50% ▼	6	2	33% ▼
COTTINGHAM & BUTLER CLAIMS SERVICES Group Total	6	3	50% ▼	6	2	33% ▼
CROSS INSURANCE	FROIs Filed	Timely FROIs	Compliance	Payments Made	Timely Payments	Compliance
CA093 CROSS INSURANCE	324	309	95%	34	33	97%
Total	324	309	95% ▲	34	33	97% ▲
CROSS INSURANCE Group Total	324	309	95% ▲	34	33	97% ▲
EASTERN ALLIANCE INSURANCE	FROIs Filed	Timely FROIs	Compliance	Payments Made	Timely Payments	Compliance
CA141 EASTERN ALLIANCE INSURANCE	90	67	74%	26	24	92%
Total	90	67	74% ▼	26	24	92% ▲
EASTERN ALLIANCE INSURANCE Group Total	90	67	74% ▼	26	24	92% ▲

Maine Workers' Compensation Board
Lost Time FROI Filing Benchmark: 85%
Initial Indemnity Payment Benchmark: 87%

▲ Indicates benchmark met or exceeded
▼ Indicates benchmark not met

INSURANCE GROUP COMPLIANCE

Lost Time FROI and Initial Indemnity Payments

Third Quarter

7/1/2019 - 9/30/2019

Insurance Company	Total Lost Time FROIs Filed	Lost Time FROIs Filed Timely	Compliance Percentage	Total Initial Indemnity Payments Made	Initial Indemnity Payments Made Timely	Compliance Percentage
ELECTRIC INSURANCE	FROIs Filed	Timely FROIs	Compliance	Payments Made	Timely Payments	Compliance
CA150 ELECTRIC INSURANCE	*	*	*	*	*	*
Total	*	*	*	*	*	*
ELECTRIC INSURANCE TPA Administered Claims						
CA300 SEDGWICK CLAIMS MANAGEMENT SERVICES	4	3	75%	No Filings	No Filings	No Filings
TPA Total	4	3	75% ▼	No Filings	No Filings	No Filings
ELECTRIC INSURANCE Group Total	4	3	75% ▼	No Filings	No Filings	No Filings
EMPLOYERS HOLDING INSURANCE	FROIs Filed	Timely FROIs	Compliance	Payments Made	Timely Payments	Compliance
36870 EMPLOYERS ASSURANCE COMPANY	*	*	*	*	*	*
41394 EMPLOYERS COMPENSATION INSURANCE	*	*	*	*	*	*
30317 EMPLOYERS PREFERRED INSURANCE	*	*	*	*	*	*
Total	*	*	*	*	*	*
EMPLOYERS HOLDING INSURANCE TPA Administered Claims						
CA040 BROADSPIRE SERVICES	3	0	0%	1	1	100%
TPA Total	3	0	0% ▼	1	1	100% ▲
EMPLOYERS HOLDING INSURANCE Group Total	3	0	0% ▼	1	1	100% ▲
ESIS	FROIs Filed	Timely FROIs	Compliance	Payments Made	Timely Payments	Compliance
CA160 ESIS	43	25	58%	20	12	60%
Total	43	25	58% ▼	20	12	60% ▼
ESIS Group Total	43	25	58% ▼	20	12	60% ▼
EVEREST REINS HOLDINGS GROUP	FROIs Filed	Timely FROIs	Compliance	Payments Made	Timely Payments	Compliance
EVEREST REINS HOLDINGS	*	*	*	*	*	*
Total	*	*	*	*	*	*
EVEREST REINS HOLDINGS GROUP TPA Administered Claims						
CA040 BROADSPIRE SERVICES	1	1	100%	No Filings	No Filings	No Filings
CA190 GALLAGHER BASSETT SERVICES	1	0	0%	No Filings	No Filings	No Filings
CA300 SEDGWICK CLAIMS MANAGEMENT SERVICES	1	0	0%	1	1	100%
TPA Total	3	1	33% ▼	1	1	100% ▲
EVEREST REINS HOLDINGS GROUP Group Total	3	1	33% ▼	1	1	100% ▲

Maine Workers' Compensation Board

Lost Time FROI Filing Benchmark: 85%

Initial Indemnity Payment Benchmark: 87%

▲ Indicates benchmark met or exceeded

▼ Indicates benchmark not met

INSURANCE GROUP COMPLIANCE

Lost Time FROI and Initial Indemnity Payments

Third Quarter

7/1/2019 - 9/30/2019

Insurance Company	Total Lost Time FROIs Filed	Lost Time FROIs Filed Timely	Compliance Percentage	Total Initial Indemnity Payments Made	Initial Indemnity Payments Made Timely	Compliance Percentage
FAIRFAX FINANCIAL GROUP	FROIs Filed	Timely FROIs	Compliance	Payments Made	Timely Payments	Compliance
CA257 NORTH RIVER INSURANCE	*	*	*	*	*	*
CA375 UNITED STATES FIRE INSURANCE	2	0	0%	No Filings	No Filings	No Filings
Total	2	0	0% ▼	No Filings	No Filings	No Filings
FAIRFAX FINANCIAL GROUP TPA Administered Claims						
CA040 BROADSPIRE SERVICES	1	1	100%	No Filings	No Filings	No Filings
TPA Total	1	1	100% ▲	No Filings	No Filings	No Filings
FAIRFAX FINANCIAL GROUP Group Total	3	1	33% ▼	No Filings	No Filings	No Filings
FEDERATED MUTUAL INSURANCE	FROIs Filed	Timely FROIs	Compliance	Payments Made	Timely Payments	Compliance
CA091 FEDERATED MUTUAL INSURANCE	5	4	80%	2	1	50%
CA092 FEDERATED SERVICE INSURANCE	*	*	*	*	*	*
Total	5	4	80% ▼	2	1	50% ▼
FEDERATED MUTUAL INSURANCE Group Total	5	4	80% ▼	2	1	50% ▼
FUTURECOMP	FROIs Filed	Timely FROIs	Compliance	Payments Made	Timely Payments	Compliance
CA175 FUTURECOMP	49	47	96%	7	7	100%
Total	49	47	96% ▲	7	7	100% ▲
FUTURECOMP Group Total	49	47	96% ▲	7	7	100% ▲
GALLAGHER BASSETT SERVICES	FROIs Filed	Timely FROIs	Compliance	Payments Made	Timely Payments	Compliance
CA190 GALLAGHER BASSETT SERVICES	108	79	73%	43	35	81%
Total	108	79	73% ▼	43	35	81% ▼
GALLAGHER BASSETT SERVICES Group Total	108	79	73% ▼	43	35	81% ▼
GREAT FALLS INSURANCE	FROIs Filed	Timely FROIs	Compliance	Payments Made	Timely Payments	Compliance
GREAT FALLS INSURANCE	*	*	*	*	*	*
Total	*	*	*	*	*	*
GREAT FALLS INSURANCE TPA Administered Claims						
CA070 CANNON COCHRAN MANAGEMENT SERVICES	1	0	0%	No Filings	No Filings	No Filings
TPA Total	1	0	0% ▼	No Filings	No Filings	No Filings
GREAT FALLS INSURANCE Group Total	1	0	0% ▼	No Filings	No Filings	No Filings
GUARD INSURANCE	FROIs Filed	Timely FROIs	Compliance	Payments Made	Timely Payments	Compliance
CA019 AMGUARD INSURANCE	7	4	57%	2	1	50%
CA140 EASTGUARD INSURANCE	6	4	67%	No Filings	No Filings	No Filings
CA272 NORGUARD INSURANCE	2	0	0%	1	1	100%
Total	15	8	53% ▼	3	2	67% ▼
GUARD INSURANCE Group Total	15	8	53% ▼	3	2	67% ▼

Maine Workers' Compensation Board

Lost Time FROI Filing Benchmark: 85%

Initial Indemnity Payment Benchmark: 87%

▲ Indicates benchmark met or exceeded

▼ Indicates benchmark not met

INSURANCE GROUP COMPLIANCE

Lost Time FROI and Initial Indemnity Payments

Third Quarter

7/1/2019 - 9/30/2019

Insurance Company	Total Lost Time FROIs Filed	Lost Time FROIs Filed Timely	Compliance Percentage	Total Initial Indemnity Payments Made	Initial Indemnity Payments Made Timely	Compliance Percentage
HANNAFORD BROTHERS	FROIs Filed	Timely FROIs	Compliance	Payments Made	Timely Payments	Compliance
CA201 HANNAFORD BROTHERS	87	62	71%	17	7	41%
Total	87	62	71% ▼	17	7	41% ▼
HANNAFORD BROTHERS Group Total	87	62	71% ▼	17	7	41% ▼
HANOVER INSURANCE	FROIs Filed	Timely FROIs	Compliance	Payments Made	Timely Payments	Compliance
CA430 ALLMERICA FINANCIAL ALLIANCE	1	0	0%	1	0	0%
CA428 ALLMERICA FINANCIAL BENEFIT INSURANCE	3	1	33%	2	1	50%
CA048 CITIZENS INSURANCE COMPANY OF AMERICA	5	4	80%	No Filings	No Filings	No Filings
CA429 HANOVER AMERICAN INSURANCE	3	2	67%	No Filings	No Filings	No Filings
CA202 HANOVER INSURANCE	5	3	60%	1	1	100%
CA228 MASSACHUSETTS BAY INSURANCE	1	0	0%	1	0	0%
Total	18	10	56% ▼	5	2	40% ▼
HANOVER INSURANCE Group Total	18	10	56% ▼	5	2	40% ▼
HARTFORD INSURANCE	FROIs Filed	Timely FROIs	Compliance	Payments Made	Timely Payments	Compliance
CA188 HARTFORD ACCIDENT & INDEMNITY	2	1	50%	No Filings	No Filings	No Filings
CA185 HARTFORD CASUALTY INSURANCE	5	4	80%	1	1	100%
CA203 HARTFORD FIRE INSURANCE	3	2	67%	1	1	100%
CA186 HARTFORD INSURANCE COMPANY OF THE MIDWEST	4	4	100%	2	2	100%
CA187 HARTFORD UNDERWRITERS INSURANCE	8	5	63%	2	2	100%
CA288 PROPERTY & CASUALTY INSURANCE COMPANY OF HARTFORD	14	10	71%	6	4	67%
CA296 SENTINEL INSURANCE	1	1	100%	No Filings	No Filings	No Filings
CA319 TRUMBULL INSURANCE	9	7	78%	3	3	100%
CA321 TWIN CITY FIRE INSURANCE	4	3	75%	No Filings	No Filings	No Filings
Total	50	37	74% ▼	15	13	87% ▲
HARTFORD INSURANCE TPA Administered Claims						
CA070 CANNON COCHRAN MANAGEMENT SERVICES	4	4	100%	No Filings	No Filings	No Filings
CA116 CORVEL ENTERPRISE COMP	3	2	67%	No Filings	No Filings	No Filings
CA300 SEDGWICK CLAIMS MANAGEMENT SERVICES	11	9	82%	2	2	100%
TPA Total	18	15	83% ▼	2	2	100% ▲
HARTFORD INSURANCE Group Total	68	52	76% ▼	17	15	88% ▲
HELMSMAN MANAGEMENT SERVICES	FROIs Filed	Timely FROIs	Compliance	Payments Made	Timely Payments	Compliance
CA204 HELMSMAN MANAGEMENT SERVICES	9	4	44%	2	2	100%
Total	9	4	44% ▼	2	2	100% ▲
HELMSMAN MANAGEMENT SERVICES Group Total	9	4	44% ▼	2	2	100% ▲

Maine Workers' Compensation Board

Lost Time FROI Filing Benchmark: 85%

Initial Indemnity Payment Benchmark: 87%

▲ Indicates benchmark met or exceeded

▼ Indicates benchmark not met

INSURANCE GROUP COMPLIANCE
Lost Time FROI and Initial Indemnity Payments
Third Quarter
7/1/2019 - 9/30/2019

Insurance Company	Total Lost Time FROIs Filed	Lost Time FROIs Filed Timely	Compliance Percentage	Total Initial Indemnity Payments Made	Initial Indemnity Payments Made Timely	Compliance Percentage
LIBERTY MUTUAL INSURANCE	FROIs Filed	Timely FROIs	Compliance	Payments Made	Timely Payments	Compliance
CA003 AMERICAN FIRE & CASUALTY INSURANCE	5	5	100%	1	1	100%
CA380 EMPLOYERS INSURANCE OF WAUSAU	2	2	100%	2	2	100%
CA210 LIBERTY MUTUAL INSURANCE	70	55	79%	22	17	77%
CA406 OHIO CASUALTY INSURANCE	1	1	100%	No Filings	No Filings	No Filings
CA407 OHIO SECURITY INSURANCE	13	10	77%	6	6	100%
CA408 WEST AMERICAN INSURANCE	2	2	100%	1	1	100%
Total	93	75	81% ▼	32	27	84% ▼
LIBERTY MUTUAL INSURANCE Group Total	93	75	81% ▼	32	27	84% ▼
MAINE AUTOMOBILE DEALERS ASSOCIATION	FROIs Filed	Timely FROIs	Compliance	Payments Made	Timely Payments	Compliance
CA220 MAINE AUTOMOBILE DEALERS ASSOCIATION	34	26	76%	9	5	56%
Total	34	26	76% ▼	9	5	56% ▼
MAINE AUTOMOBILE DEALERS ASSOCIATION Group Total	34	26	76% ▼	9	5	56% ▼
MAINE EMPLOYERS' MUTUAL INSURANCE	FROIs Filed	Timely FROIs	Compliance	Payments Made	Timely Payments	Compliance
CA260 MAINE EMPLOYERS' MUTUAL INSURANCE	1274	1017	80%	333	294	88%
Total	1274	1017	80% ▼	333	294	88% ▲
MAINE EMPLOYERS' MUTUAL INSURANCE TPA Administered Claims						
CA070 CANNON COCHRAN MANAGEMENT SERVICES	1	1	100%	No Filings	No Filings	No Filings
TPA Total	1	1	100% ▲	No Filings	No Filings	No Filings
MAINE EMPLOYERS' MUTUAL INSURANCE Group Total	1275	1018	80% ▼	333	294	88% ▲
MAINE HEALTHCARE ASSOCIATION	FROIs Filed	Timely FROIs	Compliance	Payments Made	Timely Payments	Compliance
CA234 MAINE HEALTHCARE ASSOCIATION	23	19	83%	3	3	100%
Total	23	19	83% ▼	3	3	100% ▲
MAINE HEALTHCARE ASSOCIATION Group Total	23	19	83% ▼	3	3	100% ▲
MAINE MOTOR TRANSPORT ASSOCIATION	FROIs Filed	Timely FROIs	Compliance	Payments Made	Timely Payments	Compliance
CA230 MAINE MOTOR TRANSPORT ASSOCIATION	52	49	94%	12	12	100%
Total	52	49	94% ▲	12	12	100% ▲
MAINE MOTOR TRANSPORT ASSOCIATION Group Total	52	49	94% ▲	12	12	100% ▲
MAINE MUNICIPAL ASSOCIATION	FROIs Filed	Timely FROIs	Compliance	Payments Made	Timely Payments	Compliance
CA225 MAINE MUNICIPAL ASSOCIATION	203	197	97%	43	41	95%
Total	203	197	97% ▲	43	41	95% ▲
MAINE MUNICIPAL ASSOCIATION Group Total	203	197	97% ▲	43	41	95% ▲

INSURANCE GROUP COMPLIANCE

Lost Time FROI and Initial Indemnity Payments

Third Quarter

7/1/2019 - 9/30/2019

Insurance Company	Total Lost Time FROIs Filed	Lost Time FROIs Filed Timely	Compliance Percentage	Total Initial Indemnity Payments Made	Initial Indemnity Payments Made Timely	Compliance Percentage
MAINE SCHOOL MANAGEMENT ASSOCIATION	FROIs Filed	Timely FROIs	Compliance	Payments Made	Timely Payments	Compliance
CA250 MAINE SCHOOL MANAGEMENT ASSOCIATION	51	48	94%	9	9	100%
Total	51	48	94% ▲	9	9	100% ▲
MAINE SCHOOL MANAGEMENT ASSOCIATION Group Total	51	48	94% ▲	9	9	100% ▲
NATIONWIDE INSURANCE	FROIs Filed	Timely FROIs	Compliance	Payments Made	Timely Payments	Compliance
CA291 NATIONWIDE AGRIBUSINESS INSURANCE	1	0	0%	1	0	0%
Total	1	0	0% ▼	1	0	0% ▼
NATIONWIDE INSURANCE Group Total	1	0	0% ▼	1	0	0% ▼
NEXT LEVEL ADMINISTRATORS LLC	FROIs Filed	Timely FROIs	Compliance	Payments Made	Timely Payments	Compliance
CA433 NEXT LEVEL ADMINISTRATORS LL	1	1	100%	No Filings	No Filings	No Filings
Total	1	1	100% ▲	No Filings	No Filings	No Filings
NEXT LEVEL ADMINISTRATORS LLC Group Total	1	1	100% ▲	No Filings	No Filings	No Filings
NGM INSURANCE	FROIs Filed	Timely FROIs	Compliance	Payments Made	Timely Payments	Compliance
CA265 NGM INSURANCE	1	0	0%	No Filings	No Filings	No Filings
Total	1	0	0% ▼	No Filings	No Filings	No Filings
NGM INSURANCE Group Total	1	0	0% ▼	No Filings	No Filings	No Filings
OLD REPUBLIC INSURANCE	FROIs Filed	Timely FROIs	Compliance	Payments Made	Timely Payments	Compliance
OLD REPUBLIC GENERAL INSURANCE CORP.	*	*	*	*	*	*
OLD REPUBLIC INSURANCE	*	*	*	*	*	*
Total	*	*	*	*	*	*
OLD REPUBLIC INSURANCE TPA Administered Claims						
CA070 CANNON COCHRAN MANAGEMENT SERVICES	12	11	92%	3	3	100%
CA160 ESIS	2	0	0%	1	0	0%
CA190 GALLAGHER BASSETT SERVICES	8	6	75%	3	3	100%
CA300 SEDGWICK CLAIMS MANAGEMENT SERVICES	9	9	100%	2	2	100%
TPA Total	31	26	84% ▼	9	8	89% ▲
OLD REPUBLIC INSURANCE Group Total	31	26	84% ▼	9	8	89% ▲
PENNSYLVANIA MFG ASSN	FROIs Filed	Timely FROIs	Compliance	Payments Made	Timely Payments	Compliance
MANUFACTURERS ALLIANCE INSURANCE	*	*	*	*	*	*
PENNSYLVANIA MFG ASSN	*	*	*	*	*	*
PENNSYLVANIA MFG INDEMNITY CO	*	*	*	*	*	*
Total	*	*	*	*	*	*
PENNSYLVANIA MFG ASSN TPA Administered Claims						
CA190 GALLAGHER BASSETT SERVICES	6	3	50%	3	3	100%
TPA Total	6	3	50% ▼	3	3	100% ▲
PENNSYLVANIA MFG ASSN Group Total	6	3	50% ▼	3	3	100% ▲

Maine Workers' Compensation Board

Lost Time FROI Filing Benchmark: 85%

Initial Indemnity Payment Benchmark: 87%

▲ Indicates benchmark met or exceeded

▼ Indicates benchmark not met

INSURANCE GROUP COMPLIANCE
Lost Time FROI and Initial Indemnity Payments
Third Quarter
7/1/2019 - 9/30/2019

Insurance Company	Total Lost Time FROIs Filed	Lost Time FROIs Filed Timely	Compliance Percentage	Total Initial Indemnity Payments Made	Initial Indemnity Payments Made Timely	Compliance Percentage
PROTECTIVE INSURANCE	FROIs Filed	Timely FROIs	Compliance	Payments Made	Timely Payments	Compliance
CA277 PROTECTIVE INSURANCE	*	*	*	*	*	*
Total	*	*	*	*	*	*
PROTECTIVE INSURANCE TPA Administered Claims						
CA340 YORK RISK SERVICES	2	0	0%	2	0	0%
TPA Total	2	0	0% ▼	2	0	0% ▼
PROTECTIVE INSURANCE Group Total	2	0	0% ▼	2	0	0% ▼
QBE INSURANCE GROUP	FROIs Filed	Timely FROIs	Compliance	Payments Made	Timely Payments	Compliance
QBE INSURANCE GROUP	*	*	*	*	*	*
Total	*	*	*	*	*	*
QBE INSURANCE GROUP TPA Administered Claims						
CA300 SEDGWICK CLAIMS MANAGEMENT SERVICES	9	9	100%	1	1	100%
TPA Total	9	9	100% ▲	1	1	100% ▲
QBE INSURANCE GROUP Group Total	9	9	100% ▲	1	1	100% ▲
SAFETY NATIONAL CASUALTY CORP	FROIs Filed	Timely FROIs	Compliance	Payments Made	Timely Payments	Compliance
SAFETY NATIONAL CASUALTY CORP	*	*	*	*	*	*
Total	*	*	*	*	*	*
SAFETY NATIONAL CASUALTY CORP TPA Administered Claims						
CA040 BROADSPIRE SERVICES	1	0	0%	No Filings	No Filings	No Filings
CA070 CANNON COCHRAN MANAGEMENT SERVICES	4	3	75%	2	2	100%
CA116 CORVEL ENTERPRISE COMP	6	1	17%	No Filings	No Filings	No Filings
CA160 ESIS	2	1	50%	No Filings	No Filings	No Filings
CA190 GALLAGHER BASSETT SERVICES	6	4	67%	1	1	100%
CA300 SEDGWICK CLAIMS MANAGEMENT SERVICES	18	17	94%	4	4	100%
TPA Total	37	26	70% ▼	7	7	100% ▲
SAFETY NATIONAL CASUALTY CORP Group Total	37	26	70% ▼	7	7	100% ▲
SEDGWICK CLAIMS MANAGEMENT SERVICES	FROIs Filed	Timely FROIs	Compliance	Payments Made	Timely Payments	Compliance
CA300 SEDGWICK CLAIMS MANAGEMENT SERVICES	247	224	91%	49	45	92%
Total	247	224	91% ▲	49	45	92% ▲
SEDGWICK CLAIMS MANAGEMENT SERVICES Group Total	247	224	91% ▲	49	45	92% ▲
SENTRY INSURANCE	FROIs Filed	Timely FROIs	Compliance	Payments Made	Timely Payments	Compliance
CA207 FLORISTS MUTUAL INSURANCE	*	*	*	*	*	*
CA402 SENTRY CASUALTY	10	7	70%	7	7	100%
CA305 SENTRY INSURANCE	2	1	50%	No Filings	No Filings	No Filings
Total	12	8	67% ▼	7	7	100% ▲
SENTRY INSURANCE Group Total	12	8	67% ▼	7	7	100% ▲

INSURANCE GROUP COMPLIANCE

Lost Time FROI and Initial Indemnity Payments

Third Quarter

7/1/2019 - 9/30/2019

Insurance Company	Total Lost Time FROIs Filed	Lost Time FROIs Filed Timely	Compliance Percentage	Total Initial Indemnity Payments Made	Initial Indemnity Payments Made Timely	Compliance Percentage
SOMPO JAPAN INSURANCE	FROIs Filed	Timely FROIs	Compliance	Payments Made	Timely Payments	Compliance
SOMPO JAPAN INSURANCE COMPANY OF AMERICA	*	*	*	*	*	*
Total	*	*	*	*	*	*
SOMPO JAPAN INSURANCE TPA Administered Claims						
CA190 GALLAGHER BASSETT SERVICES	6	4	67%	3	3	100%
TPA Total	6	4	67% ▼	3	3	100% ▲
SOMPO JAPAN INSURANCE Group Total	6	4	67% ▼	3	3	100% ▲
STARR INDEMNITY INSURANCE	FROIs Filed	Timely FROIs	Compliance	Payments Made	Timely Payments	Compliance
STARR INDEMNITY INSURANCE	*	*	*	*	*	*
Total	*	*	*	*	*	*
STARR INDEMNITY INSURANCE TPA Administered Claims						
CA190 GALLAGHER BASSETT SERVICES	1	1	100%	No Filings	No Filings	No Filings
CA300 SEDGWICK CLAIMS MANAGEMENT SERVICES	1	1	100%	No Filings	No Filings	No Filings
TPA Total	2	2	100% ▲	No Filings	No Filings	No Filings
STARR INDEMNITY INSURANCE Group Total	2	2	100% ▲	No Filings	No Filings	No Filings
STATE OF MAINE WORKERS' COMPENSATION TRUST	FROIs Filed	Timely FROIs	Compliance	Payments Made	Timely Payments	Compliance
CA307 STATE OF MAINE WORKERS' COMPENSATION TRUST	142	127	89%	18	18	100%
Total	142	127	89% ▲	18	18	100% ▲
STATE OF MAINE WORKERS' COMPENSATION TRUST Group Total	142	127	89% ▲	18	18	100% ▲
SYNERNET	FROIs Filed	Timely FROIs	Compliance	Payments Made	Timely Payments	Compliance
CA320 SYNERNET	144	131	91%	19	18	95%
Total	144	131	91% ▲	19	18	95% ▲
SYNERNET Group Total	144	131	91% ▲	19	18	95% ▲
THE AMERICAN EQUITY UNDERWRITERS	FROIs Filed	Timely FROIs	Compliance	Payments Made	Timely Payments	Compliance
CA323 THE AMERICAN EQUITY UNDERWRITERS	*	*	*	*	*	*
Total	*	*	*	*	*	*
THE AMERICAN EQUITY UNDERWRITERS Group Total	*	*	*	*	*	*

Maine Workers' Compensation Board

Lost Time FROI Filing Benchmark: 85%

Initial Indemnity Payment Benchmark: 87%

▲ Indicates benchmark met or exceeded

▼ Indicates benchmark not met

INSURANCE GROUP COMPLIANCE
Lost Time FROI and Initial Indemnity Payments
Third Quarter
7/1/2019 - 9/30/2019

Insurance Company	Total Lost Time FROIs Filed	Lost Time FROIs Filed Timely	Compliance Percentage	Total Initial Indemnity Payments Made	Initial Indemnity Payments Made Timely	Compliance Percentage
TRAVELERS INSURANCE	FROIs Filed	Timely FROIs	Compliance	Payments Made	Timely Payments	Compliance
CA072 CHARTER OAK FIRE INSURANCE	29	14	48%	15	12	80%
CA164 FARMINGTON CASUALTY	3	1	33%	1	1	100%
CA284 PHOENIX INSURANCE	1	1	100%	1	1	100%
CA306 STANDARD FIRE INSURANCE	6	3	50%	3	2	67%
CA347 TRAVELERS CASUALTY & SURETY	1	0	0%	1	1	100%
CA348 TRAVELERS CASUALTY INSURANCE COMPANY OF AMERICA	7	3	43%	2	2	100%
CA349 TRAVELERS COMMERCIAL CASUALTY	6	2	33%	6	6	100%
CA343 TRAVELERS INDEMNITY COMPANY	1	0	0%	No Filings	No Filings	No Filings
CA346 TRAVELERS INDEMNITY COMPANY OF AMERICA	1	1	100%	No Filings	No Filings	No Filings
CA345 TRAVELERS PROPERTY CASUALTY INSURANCE	3	2	67%	1	0	0%
Total	58	27	47% ▼	30	25	83% ▼
TRAVELERS INSURANCE TPA Administered Claims						
CA012 ALTERNATIVE SERVICE CONCEPTS LLC	3	2	67%	3	3	100%
CA190 GALLAGHER BASSETT SERVICES	1	1	100%	1	1	100%
CA300 SEDGWICK CLAIMS MANAGEMENT SERVICES	2	2	100%	No Filings	No Filings	No Filings
CA340 YORK RISK SERVICES	No Filings	No Filings	No Filings	1	1	100%
TPA Total	6	5	83% ▼	5	5	100% ▲
TRAVELERS INSURANCE Group Total	64	32	50% ▼	35	30	86% ▼
VANLINER INSURANCE	FROIs Filed	Timely FROIs	Compliance	Payments Made	Timely Payments	Compliance
CA379 VANLINER INSURANCE	1	0	0%	No Filings	No Filings	No Filings
Total	1	0	0% ▼	No Filings	No Filings	No Filings
VANLINER INSURANCE Group Total	1	0	0% ▼	No Filings	No Filings	No Filings
XL INSURANCE	FROIs Filed	Timely FROIs	Compliance	Payments Made	Timely Payments	Compliance
CA317 T.H.E. INSURANCE	1	1	100%	1	1	100%
CA384 XL INSURANCE	*	*	*	*	*	*
Total	1	1	100% ▲	1	1	100% ▲
XL INSURANCE TPA Administered Claims						
CA040 BROADSPIRE SERVICES	1	1	100%	1	1	100%
CA116 CORVEL ENTERPRISE COMP	1	0	0%	2	0	0%
CA117 COTTINGHAM & BUTLER CLAIMS SERVICES	2	0	0%	2	0	0%
CA160 ESIS	*	*	*	*	*	*
CA190 GALLAGHER BASSETT SERVICES	12	10	83%	8	6	75%
CA300 SEDGWICK CLAIMS MANAGEMENT SERVICES	16	15	94%	2	2	100%
TPA Total	32	26	81% ▼	15	9	60% ▼
XL INSURANCE Group Total	33	27	82% ▼	16	10	63% ▼

INSURANCE GROUP COMPLIANCE

Lost Time FROI and Initial Indemnity Payments

Third Quarter

7/1/2019 - 9/30/2019

Insurance Company	Total Lost Time FROIs Filed	Lost Time FROIs Filed Timely	Compliance Percentage	Total Initial Indemnity Payments Made	Initial Indemnity Payments Made Timely	Compliance Percentage
YORK RISK SERVICES	FROIs Filed	Timely FROIs	Compliance	Payments Made	Timely Payments	Compliance
CA340 YORK RISK SERVICES	5	3	60%	6	4	67%
Total	5	3	60% ▼	6	4	67% ▼
YORK RISK SERVICES Group Total	5	3	60% ▼	6	4	67% ▼
ZURICH INSURANCE	FROIs Filed	Timely FROIs	Compliance	Payments Made	Timely Payments	Compliance
CA022 AMERICAN ZURICH	12	8	67%	4	4	100%
CA400 ZURICH AMERICAN INSURANCE	7	2	29%	4	1	25%
CA404 ZURICH AMERICAN INSURANCE COMPANY OF ILLINOIS	2	2	100%	No Filings	No Filings	No Filings
Total	21	12	57% ▼	8	5	63% ▼
ZURICH INSURANCE TPA Administered Claims						
CA040 BROADSPIRE SERVICES	2	0	0%	No Filings	No Filings	No Filings
CA070 CANNON COCHRAN MANAGEMENT SERVICES	1	1	100%	1	1	100%
CA116 CORVEL ENTERPRISE COMP	2	0	0%	No Filings	No Filings	No Filings
CA160 ESIS	2	1	50%	1	1	100%
CA190 GALLAGHER BASSETT SERVICES	9	7	78%	5	4	80%
CA300 SEDGWICK CLAIMS MANAGEMENT SERVICES	11	9	82%	2	2	100%
TPA Total	27	18	67% ▼	9	8	89% ▲
ZURICH INSURANCE Group Total	48	30	63% ▼	17	13	76% ▼

Maine Workers' Compensation Board

Lost Time FROI Filing Benchmark: 85%

Initial Indemnity Payment Benchmark: 87%

▲ Indicates benchmark met or exceeded

▼ Indicates benchmark not met

Appendix B

**Insurance Group Compliance
Initial MOP and Initial Indemnity NOC Filings
Third Quarter 2019
7/1/2019-9/30/2019**

INSURANCE GROUP COMPLIANCE
Initial MOP and Initial Indemnity NOC Filings
Third Quarter
7/1/2019 - 9/30/2019

Insurance Company	Total Initial MOPs Filed	Initial MOPs Filed Timely	Compliance Percentage	Total Initial Indemnity NOCs Filed	Initial Indemnity NOCs Filed Timely	Compliance Percentage
ACADIA INSURANCE	MOPs Filed	Timely MOPs	Compliance	NOCs Filed	Timely NOCs	Compliance
CA010 ACADIA INSURANCE	12	12	100%	9	9	100%
Total	12	12	100% ▲	9	9	100% ▲
ACADIA INSURANCE Group Total	12	12	100% ▲	9	9	100% ▲
ACCIDENT FUND INSURANCE	MOPs Filed	Timely MOPs	Compliance	NOCs Filed	Timely NOCs	Compliance
ACCIDENT FUND INSURANCE	*	*	*	*	*	*
Total	*	*	*	*	*	*
ACCIDENT FUND INSURANCE TPA Administered Claims						
CA070 CANNON COCHRAN MANAGEMENT SERVICES	*	*	*	*	*	*
CA190 GALLAGHER BASSETT SERVICES	1	0	0%	No Filings	No Filings	No Filings
TPA Total	1	0	0% ▼	No Filings	No Filings	No Filings
ACCIDENT FUND INSURANCE Group Total	1	0	0% ▼	No Filings	No Filings	No Filings
AIG INSURANCE	MOPs Filed	Timely MOPs	Compliance	NOCs Filed	Timely NOCs	Compliance
CA015 AIG CLAIMS, INC	1	1	100%	3	3	100%
Total	1	1	100% ▲	3	3	100% ▲
AIG INSURANCE TPA Administered Claims						
CA040 BROADSPIRE SERVICES	3	3	100%	3	2	67%
CA160 ESIS	10	8	80%	3	2	67%
CA190 GALLAGHER BASSETT SERVICES	7	6	86%	12	10	83%
CA204 HELMSMAN MANAGEMENT SERVICES	1	1	100%	No Filings	No Filings	No Filings
CA300 SEDGWICK CLAIMS MANAGEMENT SERVICES	4	4	100%	11	11	100%
TPA Total	25	22	88% ▲	29	25	86% ▼
AIG INSURANCE Group Total	26	23	88% ▲	32	28	88% ▼
AIM MUTUAL	MOPs Filed	Timely MOPs	Compliance	NOCs Filed	Timely NOCs	Compliance
CA472 AIM MUTUAL INSURANCE	No Filings	No Filings	No Filings	No Filings	No Filings	No Filings
Total	No Filings	No Filings	No Filings	No Filings	No Filings	No Filings
AIM MUTUAL Group Total	No Filings	No Filings	No Filings	No Filings	No Filings	No Filings
ALTERNATIVE SERVICE CONCEPTS LLC	MOPs Filed	Timely MOPs	Compliance	NOCs Filed	Timely NOCs	Compliance
CA012 ALTERNATIVE SERVICE CONCEPTS LLC	3	0	0%	No Filings	No Filings	No Filings
Total	3	0	0% ▼	No Filings	No Filings	No Filings
ALTERNATIVE SERVICE CONCEPTS LLC Group Total	3	0	0% ▼	No Filings	No Filings	No Filings
AMTRUST INSURANCE	MOPs Filed	Timely MOPs	Compliance	NOCs Filed	Timely NOCs	Compliance
CA342 TECHNOLOGY INSURANCE	1	1	100%	No Filings	No Filings	No Filings
CA381 WESCO INSURANCE	2	0	0%	2	2	100%
Total	3	1	33% ▼	2	2	100% ▲
AMTRUST INSURANCE Group Total	3	1	33% ▼	2	2	100% ▲

Maine Workers' Compensation Board

Initial MOP Filing Benchmark: 85%

Initial Indemnity NOC Benchmark: 90%

▲ Indicates benchmark met or exceeded

▼ Indicates benchmark not met

INSURANCE GROUP COMPLIANCE
Initial MOP and Initial Indemnity NOC Filings
Third Quarter
7/1/2019 - 9/30/2019

Insurance Company	Total Initial MOPs Filed	Initial MOPs Filed Timely	Compliance Percentage	Total Initial Indemnity NOCs Filed	Initial Indemnity NOCs Filed Timely	Compliance Percentage
ARCH INSURANCE	MOPs Filed	Timely MOPs	Compliance	NOCs Filed	Timely NOCs	Compliance
ARCH INSURANCE	*	*	*	*	*	*
Total	*	*	*	*	*	*
ARCH INSURANCE TPA Administered Claims						
CA040 BROADSPIRE SERVICES	2	2	100%	No Filings	No Filings	No Filings
CA116 CORVEL ENTERPRISE COMP	1	0	0%	No Filings	No Filings	No Filings
CA117 COTTINGHAM & BUTLER CLAIMS SERVICES	4	2	50%	1	1	100%
CA160 ESIS	*	*	*	*	*	*
CA190 GALLAGHER BASSETT SERVICES	1	1	100%	2	2	100%
CA300 SEDGWICK CLAIMS MANAGEMENT SERVICES	No Filings	No Filings	No Filings	1	0	0%
CA340 YORK RISK SERVICES	1	1	100%	No Filings	No Filings	No Filings
TPA Total	9	6	67% ▼	4	3	75% ▼
ARCH INSURANCE Group Total	9	6	67% ▼	4	3	75% ▼
ARROW MUTUAL INSURANCE	MOPs Filed	Timely MOPs	Compliance	NOCs Filed	Timely NOCs	Compliance
CA024 ARROW MUTUAL INSURANCE	No Filings	No Filings	No Filings	No Filings	No Filings	No Filings
Total	No Filings	No Filings	No Filings	No Filings	No Filings	No Filings
ARROW MUTUAL INSURANCE Group Total	No Filings	No Filings	No Filings	No Filings	No Filings	No Filings
BATH IRON WORKS	MOPs Filed	Timely MOPs	Compliance	NOCs Filed	Timely NOCs	Compliance
CA036 BATH IRON WORKS	16	15	94%	2	2	100%
Total	16	15	94% ▲	2	2	100% ▲
BATH IRON WORKS Group Total	16	15	94% ▲	2	2	100% ▲
BERKSHIRE HATHAWAY INSURANCE	MOPs Filed	Timely MOPs	Compliance	NOCs Filed	Timely NOCs	Compliance
CA114 BERKSHIRE HATHAWAY HOMESTATE INSURANCE	1	0	0%	No Filings	No Filings	No Filings
CA293 REDWOOD FIRE AND CASUALTY INSURANCE	1	0	0%	No Filings	No Filings	No Filings
Total	2	0	0% ▼	No Filings	No Filings	No Filings
BERKSHIRE HATHAWAY INSURANCE TPA Administered Claims						
CA160 ESIS	No Filings	No Filings	No Filings	No Filings	No Filings	No Filings
TPA Total	No Filings	No Filings	No Filings	No Filings	No Filings	No Filings
BERKSHIRE HATHAWAY INSURANCE Group Total	2	0	0% ▼	No Filings	No Filings	No Filings
BROADSPIRE SERVICES	MOPs Filed	Timely MOPs	Compliance	NOCs Filed	Timely NOCs	Compliance
CA040 BROADSPIRE SERVICES	8	7	88%	6	5	83%
Total	8	7	88% ▲	6	5	83% ▼
BROADSPIRE SERVICES Group Total	8	7	88% ▲	6	5	83% ▼

Maine Workers' Compensation Board

Initial MOP Filing Benchmark: 85%

Initial Indemnity NOC Benchmark: 90%

▲ Indicates benchmark met or exceeded

▼ Indicates benchmark not met

INSURANCE GROUP COMPLIANCE
Initial MOP and Initial Indemnity NOC Filings
Third Quarter
7/1/2019 - 9/30/2019

Insurance Company	Total Initial MOPs Filed	Initial MOPs Filed Timely	Compliance Percentage	Total Initial Indemnity NOCs Filed	Initial Indemnity NOCs Filed Timely	Compliance Percentage
BROTHERHOOD MUTUAL INSURANCE COMPANY	MOPs Filed	Timely MOPs	Compliance	NOCs Filed	Timely NOCs	Compliance
CA043 BROTHERHOOD MUTUAL INSURANCE COMPANY	1	1	100%	No Filings	No Filings	No Filings
Total	1	1	100% ▲	No Filings	No Filings	No Filings
BROTHERHOOD MUTUAL INSURANCE COMPANY Group Total	1	1	100% ▲	No Filings	No Filings	No Filings
CANNON COCHRAN MANAGEMENT SERVICES	MOPs Filed	Timely MOPs	Compliance	NOCs Filed	Timely NOCs	Compliance
CA070 CANNON COCHRAN MANAGEMENT SERVICES	13	11	85%	19	18	95%
Total	13	11	85% ▲	19	18	95% ▲
CANNON COCHRAN MANAGEMENT SERVICES Group Total	13	11	85% ▲	19	18	95% ▲
CHEROKEE INSURANCE	MOPs Filed	Timely MOPs	Compliance	NOCs Filed	Timely NOCs	Compliance
CA044 CHEROKEE INSURANCE	No Filings	No Filings	No Filings	No Filings	No Filings	No Filings
Total	No Filings	No Filings	No Filings	No Filings	No Filings	No Filings
CHEROKEE INSURANCE Group Total	No Filings	No Filings	No Filings	No Filings	No Filings	No Filings
CHESTERFIELD SERVICES	MOPs Filed	Timely MOPs	Compliance	NOCs Filed	Timely NOCs	Compliance
CA080 CHESTERFIELD SERVICES	1	1	100%	No Filings	No Filings	No Filings
Total	1	1	100% ▲	No Filings	No Filings	No Filings
CHESTERFIELD SERVICES Group Total	1	1	100% ▲	No Filings	No Filings	No Filings
CHUBB INSURANCE	MOPs Filed	Timely MOPs	Compliance	NOCs Filed	Timely NOCs	Compliance
ACE AMERICAN INSURANCE COMPANY	*	*	*	*	*	*
ACE INSURANCE	*	*	*	*	*	*
CHUBB INSURANCE	*	*	*	*	*	*
FEDERAL INSURANCE	*	*	*	*	*	*
INDEMNITY INS CO OF NORTH AMERICA	*	*	*	*	*	*
PACIFIC INDEMNITY CO	*	*	*	*	*	*
Total	*	*	*	*	*	*
CHUBB INSURANCE TPA Administered Claims						
CA040 BROADSPIRE SERVICES	1	1	100%	1	1	100%
CA070 CANNON COCHRAN MANAGEMENT SERVICES	1	1	100%	2	2	100%
CA110 CONSTITUTION STATE SERVICES	3	2	67%	4	3	75%
CA116 CORVEL ENTERPRISE COMP	2	1	50%	2	1	50%
CA160 ESIS	7	4	57%	3	3	100%
CA190 GALLAGHER BASSETT SERVICES	7	5	71%	4	3	75%
CA204 HELMSMAN MANAGEMENT SERVICES	*	*	*	*	*	*
CA300 SEDGWICK CLAIMS MANAGEMENT SERVICES	21	20	95%	15	15	100%
CA340 YORK RISK SERVICES	2	2	100%	No Filings	No Filings	No Filings
TPA Total	44	36	82% ▼	31	28	90% ▲
CHUBB INSURANCE Group Total	44	36	82% ▼	31	28	90% ▲

Maine Workers' Compensation Board

Initial MOP Filing Benchmark: 85%

Initial Indemnity NOC Benchmark: 90%

▲ Indicates benchmark met or exceeded

▼ Indicates benchmark not met

INSURANCE GROUP COMPLIANCE
Initial MOP and Initial Indemnity NOC Filings
Third Quarter
7/1/2019 - 9/30/2019

Insurance Company	Total Initial MOPs Filed	Initial MOPs Filed Timely	Compliance Percentage	Total Initial Indemnity NOCs Filed	Initial Indemnity NOCs Filed Timely	Compliance Percentage
CIANBRO CORPORATION	MOPs Filed	Timely MOPs	Compliance	NOCs Filed	Timely NOCs	Compliance
CA085 CIANBRO CORPORATION	*	*	*	*	*	*
Total	*	*	*	*	*	*
CIANBRO CORPORATION Group Total	*	*	*	*	*	*
CLAIMS MANAGEMENT (WALMART)	MOPs Filed	Timely MOPs	Compliance	NOCs Filed	Timely NOCs	Compliance
CA100 CLAIMS MANAGEMENT (WALMART)	7	5	71%	21	19	90%
Total	7	5	71% ▼	21	19	90% ▲
CLAIMS MANAGEMENT (WALMART) Group Total	7	5	71% ▼	21	19	90% ▲
CNA INSURANCE	MOPs Filed	Timely MOPs	Compliance	NOCs Filed	Timely NOCs	Compliance
CA017 AMERICAN CASUALTY COMPANY OF READING PA	1	1	100%	No Filings	No Filings	No Filings
CA050 CONTINENTAL CASUALTY	1	0	0%	No Filings	No Filings	No Filings
CA271 NATIONAL FIRE INSURANCE	1	0	0%	No Filings	No Filings	No Filings
CA329 VALLEY FORGE INSURANCE COMPANY	No Filings	No Filings	No Filings	No Filings	No Filings	No Filings
Total	3	1	33% ▼	No Filings	No Filings	No Filings
CNA INSURANCE Group Total	3	1	33% ▼	No Filings	No Filings	No Filings
CONSTITUTION STATE SERVICES	MOPs Filed	Timely MOPs	Compliance	NOCs Filed	Timely NOCs	Compliance
CA110 CONSTITUTION STATE SERVICES	3	2	67%	4	3	75%
Total	3	2	67% ▼	4	3	75% ▼
CONSTITUTION STATE SERVICES Group Total	3	2	67% ▼	4	3	75% ▼
CORVEL ENTERPRISE COMP	MOPs Filed	Timely MOPs	Compliance	NOCs Filed	Timely NOCs	Compliance
CA116 CORVEL ENTERPRISE COMP	5	1	20%	3	1	33%
Total	5	1	20% ▼	3	1	33% ▼
CORVEL ENTERPRISE COMP Group Total	5	1	20% ▼	3	1	33% ▼
COTTINGHAM & BUTLER CLAIMS SERVICES	MOPs Filed	Timely MOPs	Compliance	NOCs Filed	Timely NOCs	Compliance
CA117 COTTINGHAM & BUTLER CLAIMS SERVICES	6	2	33%	1	1	100%
Total	6	2	33% ▼	1	1	100% ▲
COTTINGHAM & BUTLER CLAIMS SERVICES Group Total	6	2	33% ▼	1	1	100% ▲
CROSS INSURANCE	MOPs Filed	Timely MOPs	Compliance	NOCs Filed	Timely NOCs	Compliance
CA093 CROSS INSURANCE	34	32	94%	76	75	99%
Total	34	32	94% ▲	76	75	99% ▲
CROSS INSURANCE Group Total	34	32	94% ▲	76	75	99% ▲
EASTERN ALLIANCE INSURANCE	MOPs Filed	Timely MOPs	Compliance	NOCs Filed	Timely NOCs	Compliance
CA141 EASTERN ALLIANCE INSURANCE	26	24	92%	6	6	100%
Total	26	24	92% ▲	6	6	100% ▲
EASTERN ALLIANCE INSURANCE Group Total	26	24	92% ▲	6	6	100% ▲

INSURANCE GROUP COMPLIANCE
Initial MOP and Initial Indemnity NOC Filings
Third Quarter
7/1/2019 - 9/30/2019

Insurance Company	Total Initial MOPs Filed	Initial MOPs Filed Timely	Compliance Percentage	Total Initial Indemnity NOCs Filed	Initial Indemnity NOCs Filed Timely	Compliance Percentage
ELECTRIC INSURANCE	MOPs Filed	Timely MOPs	Compliance	NOCs Filed	Timely NOCs	Compliance
CA150 ELECTRIC INSURANCE	*	*	*	*	*	*
Total	*	*	*	*	*	*
ELECTRIC INSURANCE TPA Administered Claims						
CA300 SEDGWICK CLAIMS MANAGEMENT SERVICES	No Filings	No Filings	No Filings	1	1	100%
TPA Total	No Filings	No Filings	No Filings	1	1	100% ▲
ELECTRIC INSURANCE Group Total	No Filings	No Filings	No Filings	1	1	100% ▲
EMPLOYERS HOLDING INSURANCE	MOPs Filed	Timely MOPs	Compliance	NOCs Filed	Timely NOCs	Compliance
36870 EMPLOYERS ASSURANCE COMPANY	*	*	*	*	*	*
41394 EMPLOYERS COMPENSATION INSURANCE	*	*	*	*	*	*
30317 EMPLOYERS PREFERRED INSURANCE	*	*	*	*	*	*
Total	*	*	*	*	*	*
EMPLOYERS HOLDING INSURANCE TPA Administered Claims						
CA040 BROADSPIRE SERVICES	1	1	100%	No Filings	No Filings	No Filings
TPA Total	1	1	100% ▲	No Filings	No Filings	No Filings
EMPLOYERS HOLDING INSURANCE Group Total	1	1	100% ▲	No Filings	No Filings	No Filings
ESIS	MOPs Filed	Timely MOPs	Compliance	NOCs Filed	Timely NOCs	Compliance
CA160 ESIS	20	13	65%	8	7	88%
Total	20	13	65% ▼	8	7	88% ▼
ESIS Group Total	20	13	65% ▼	8	7	88% ▼
EVEREST REINS HOLDINGS GROUP	MOPs Filed	Timely MOPs	Compliance	NOCs Filed	Timely NOCs	Compliance
EVEREST REINS HOLDINGS	*	*	*	*	*	*
Total	*	*	*	*	*	*
EVEREST REINS HOLDINGS GROUP TPA Administered Claims						
CA040 BROADSPIRE SERVICES	No Filings	No Filings	No Filings	No Filings	No Filings	No Filings
CA190 GALLAGHER BASSETT SERVICES	No Filings	No Filings	No Filings	No Filings	No Filings	No Filings
CA300 SEDGWICK CLAIMS MANAGEMENT SERVICES	1	0	0%	No Filings	No Filings	No Filings
TPA Total	1	0	0% ▼	No Filings	No Filings	No Filings
EVEREST REINS HOLDINGS GROUP Group Total	1	0	0% ▼	No Filings	No Filings	No Filings
FAIRFAX FINANCIAL GROUP	MOPs Filed	Timely MOPs	Compliance	NOCs Filed	Timely NOCs	Compliance
CA257 NORTH RIVER INSURANCE	*	*	*	*	*	*
CA375 UNITED STATES FIRE INSURANCE	No Filings	No Filings	No Filings	No Filings	No Filings	No Filings
Total	No Filings	No Filings	No Filings	No Filings	No Filings	No Filings
FAIRFAX FINANCIAL GROUP TPA Administered Claims						
CA040 BROADSPIRE SERVICES	No Filings	No Filings	No Filings	1	1	100%
TPA Total	No Filings	No Filings	No Filings	1	1	100% ▲
FAIRFAX FINANCIAL GROUP Group Total	No Filings	No Filings	No Filings	1	1	100% ▲

Maine Workers' Compensation Board

Initial MOP Filing Benchmark: 85%

Initial Indemnity NOC Benchmark: 90%

▲ Indicates benchmark met or exceeded

▼ Indicates benchmark not met

INSURANCE GROUP COMPLIANCE
Initial MOP and Initial Indemnity NOC Filings
Third Quarter
7/1/2019 - 9/30/2019

Insurance Company	Total Initial MOPs Filed	Initial MOPs Filed Timely	Compliance Percentage	Total Initial Indemnity NOCs Filed	Initial Indemnity NOCs Filed Timely	Compliance Percentage
FEDERATED MUTUAL INSURANCE	MOPs Filed	Timely MOPs	Compliance	NOCs Filed	Timely NOCs	Compliance
CA091 FEDERATED MUTUAL INSURANCE	2	1	50%	3	3	100%
CA092 FEDERATED SERVICE INSURANCE	*	*	*	*	*	*
Total	2	1	50% ▼	3	3	100% ▲
FEDERATED MUTUAL INSURANCE Group Total	2	1	50% ▼	3	3	100% ▲
FUTURECOMP	MOPs Filed	Timely MOPs	Compliance	NOCs Filed	Timely NOCs	Compliance
CA175 FUTURECOMP	7	7	100%	10	9	90%
Total	7	7	100% ▲	10	9	90% ▲
FUTURECOMP Group Total	7	7	100% ▲	10	9	90% ▲
GALLAGHER BASSETT SERVICES	MOPs Filed	Timely MOPs	Compliance	NOCs Filed	Timely NOCs	Compliance
CA190 GALLAGHER BASSETT SERVICES	43	34	79%	25	21	84%
Total	43	34	79% ▼	25	21	84% ▼
GALLAGHER BASSETT SERVICES Group Total	43	34	79% ▼	25	21	84% ▼
GREAT FALLS INSURANCE	MOPs Filed	Timely MOPs	Compliance	NOCs Filed	Timely NOCs	Compliance
GREAT FALLS INSURANCE	*	*	*	*	*	*
Total	*	*	*	*	*	*
GREAT FALLS INSURANCE TPA Administered Claims	No Filings	No Filings	No Filings	No Filings	No Filings	No Filings
CA070 CANNON COCHRAN MANAGEMENT SERVICES	No Filings	No Filings	No Filings	1	1	100%
TPA Total	No Filings	No Filings	No Filings	1	1	100% ▲
GREAT FALLS INSURANCE Group Total	No Filings	No Filings	No Filings	1	1	100% ▲
GUARD INSURANCE	MOPs Filed	Timely MOPs	Compliance	NOCs Filed	Timely NOCs	Compliance
CA019 AMGUARD INSURANCE	2	1	50%	1	0	0%
CA140 EASTGUARD INSURANCE	No Filings	No Filings	No Filings	No Filings	No Filings	No Filings
CA272 NORGUARD INSURANCE	1	0	0%	No Filings	No Filings	No Filings
Total	3	1	33% ▼	1	0	0% ▼
GUARD INSURANCE Group Total	3	1	33% ▼	1	0	0% ▼
HANNAFORD BROTHERS	MOPs Filed	Timely MOPs	Compliance	NOCs Filed	Timely NOCs	Compliance
CA201 HANNAFORD BROTHERS	17	6	35%	14	9	64%
Total	17	6	35% ▼	14	9	64% ▼
HANNAFORD BROTHERS Group Total	17	6	35% ▼	14	9	64% ▼

INSURANCE GROUP COMPLIANCE
Initial MOP and Initial Indemnity NOC Filings
Third Quarter
7/1/2019 - 9/30/2019

Insurance Company	Total Initial MOPs Filed	Initial MOPs Filed Timely	Compliance Percentage	Total Initial Indemnity NOCs Filed	Initial Indemnity NOCs Filed Timely	Compliance Percentage
HANOVER INSURANCE	MOPs Filed	Timely MOPs	Compliance	NOCs Filed	Timely NOCs	Compliance
CA430 ALLMERICA FINANCIAL ALLIANCE	1	1	100%	No Filings	No Filings	No Filings
CA428 ALLMERICA FINANCIAL BENEFIT INSURANCE	2	1	50%	No Filings	No Filings	No Filings
CA048 CITIZENS INSURANCE COMPANY OF AMERICA	No Filings	No Filings	No Filings	No Filings	No Filings	No Filings
CA429 HANOVER AMERICAN INSURANCE	No Filings	No Filings	No Filings	No Filings	No Filings	No Filings
CA202 HANOVER INSURANCE	1	1	100%	No Filings	No Filings	No Filings
CA228 MASSACHUSETTS BAY INSURANCE	1	0	0%	No Filings	No Filings	No Filings
Total	5	3	60% ▼	No Filings	No Filings	No Filings
HANOVER INSURANCE Group Total	5	3	60% ▼	No Filings	No Filings	No Filings
HARTFORD INSURANCE	MOPs Filed	Timely MOPs	Compliance	NOCs Filed	Timely NOCs	Compliance
CA188 HARTFORD ACCIDENT & INDEMNITY	No Filings	No Filings	No Filings	2	2	100%
CA185 HARTFORD CASUALTY INSURANCE	1	1	100%	No Filings	No Filings	No Filings
CA203 HARTFORD FIRE INSURANCE	1	1	100%	2	2	100%
CA186 HARTFORD INSURANCE COMPANY OF THE MIDWEST	2	2	100%	1	1	100%
CA187 HARTFORD UNDERWRITERS INSURANCE	2	2	100%	1	1	100%
CA288 PROPERTY & CASUALTY INSURANCE COMPANY OF HARTFORD	6	4	67%	3	3	100%
CA296 SENTINEL INSURANCE	No Filings	No Filings	No Filings	No Filings	No Filings	No Filings
CA319 TRUMBULL INSURANCE	3	2	67%	4	3	75%
CA321 TWIN CITY FIRE INSURANCE	No Filings	No Filings	No Filings	No Filings	No Filings	No Filings
Total	15	12	80% ▼	13	12	92% ▲
HARTFORD INSURANCE TPA Administered Claims						
CA070 CANNON COCHRAN MANAGEMENT SERVICES	No Filings	No Filings	No Filings	3	3	100%
CA116 CORVEL ENTERPRISE COMP	No Filings	No Filings	No Filings	No Filings	No Filings	No Filings
CA300 SEDGWICK CLAIMS MANAGEMENT SERVICES	2	2	100%	3	2	67%
TPA Total	2	2	100% ▲	6	5	83% ▼
HARTFORD INSURANCE Group Total	17	14	82% ▼	19	17	89% ▼
HELMSMAN MANAGEMENT SERVICES	MOPs Filed	Timely MOPs	Compliance	NOCs Filed	Timely NOCs	Compliance
CA204 HELMSMAN MANAGEMENT SERVICES	2	2	100%	No Filings	No Filings	No Filings
Total	2	2	100% ▲	No Filings	No Filings	No Filings
HELMSMAN MANAGEMENT SERVICES Group Total	2	2	100% ▲	No Filings	No Filings	No Filings

Maine Workers' Compensation Board

Initial MOP Filing Benchmark: 85%

Initial Indemnity NOC Benchmark: 90%

▲ Indicates benchmark met or exceeded

▼ Indicates benchmark not met

INSURANCE GROUP COMPLIANCE
Initial MOP and Initial Indemnity NOC Filings
Third Quarter
7/1/2019 - 9/30/2019

Insurance Company	Total Initial MOPs Filed	Initial MOPs Filed Timely	Compliance Percentage	Total Initial Indemnity NOCs Filed	Initial Indemnity NOCs Filed Timely	Compliance Percentage
LIBERTY MUTUAL INSURANCE	MOPs Filed	Timely MOPs	Compliance	NOCs Filed	Timely NOCs	Compliance
CA003 AMERICAN FIRE & CASUALTY INSURANCE	1	1	100%	1	0	0%
CA380 EMPLOYERS INSURANCE OF WAUSAU	2	2	100%	No Filings	No Filings	No Filings
CA210 LIBERTY MUTUAL INSURANCE	22	17	77%	17	15	88%
CA406 OHIO CASUALTY INSURANCE	No Filings	No Filings	No Filings	1	1	100%
CA407 OHIO SECURITY INSURANCE	6	5	83%	3	3	100%
CA408 WEST AMERICAN INSURANCE	1	1	100%	No Filings	No Filings	No Filings
Total	32	26	81% ▼	22	19	86% ▼
LIBERTY MUTUAL INSURANCE Group Total	32	26	81% ▼	22	19	86% ▼
MAINE AUTOMOBILE DEALERS ASSOCIATION	MOPs Filed	Timely MOPs	Compliance	NOCs Filed	Timely NOCs	Compliance
CA220 MAINE AUTOMOBILE DEALERS ASSOCIATION	9	4	44%	1	1	100%
Total	9	4	44% ▼	1	1	100% ▲
MAINE AUTOMOBILE DEALERS ASSOCIATION Group Total	9	4	44% ▼	1	1	100% ▲
MAINE EMPLOYERS' MUTUAL INSURANCE	MOPs Filed	Timely MOPs	Compliance	NOCs Filed	Timely NOCs	Compliance
CA260 MAINE EMPLOYERS' MUTUAL INSURANCE	333	284	85%	271	256	94%
Total	333	284	85% ▲	271	256	94% ▲
MAINE EMPLOYERS' MUTUAL INSURANCE TPA Administered Claims						
CA070 CANNON COCHRAN MANAGEMENT SERVICES	No Filings	No Filings	No Filings	No Filings	No Filings	No Filings
TPA Total	No Filings	No Filings	No Filings	No Filings	No Filings	No Filings
MAINE EMPLOYERS' MUTUAL INSURANCE Group Total	333	284	85% ▲	271	256	94% ▲
MAINE HEALTHCARE ASSOCIATION	MOPs Filed	Timely MOPs	Compliance	NOCs Filed	Timely NOCs	Compliance
CA234 MAINE HEALTHCARE ASSOCIATION	3	3	100%	6	6	100%
Total	3	3	100% ▲	6	6	100% ▲
MAINE HEALTHCARE ASSOCIATION Group Total	3	3	100% ▲	6	6	100% ▲
MAINE MOTOR TRANSPORT ASSOCIATION	MOPs Filed	Timely MOPs	Compliance	NOCs Filed	Timely NOCs	Compliance
CA230 MAINE MOTOR TRANSPORT ASSOCIATION	12	12	100%	5	5	100%
Total	12	12	100% ▲	5	5	100% ▲
MAINE MOTOR TRANSPORT ASSOCIATION Group Total	12	12	100% ▲	5	5	100% ▲
MAINE MUNICIPAL ASSOCIATION	MOPs Filed	Timely MOPs	Compliance	NOCs Filed	Timely NOCs	Compliance
CA225 MAINE MUNICIPAL ASSOCIATION	43	42	98%	50	50	100%
Total	43	42	98% ▲	50	50	100% ▲
MAINE MUNICIPAL ASSOCIATION Group Total	43	42	98% ▲	50	50	100% ▲

INSURANCE GROUP COMPLIANCE
Initial MOP and Initial Indemnity NOC Filings
Third Quarter
7/1/2019 - 9/30/2019

Insurance Company	Total Initial MOPs Filed	Initial MOPs Filed Timely	Compliance Percentage	Total Initial Indemnity NOCs Filed	Initial Indemnity NOCs Filed Timely	Compliance Percentage
MAINE SCHOOL MANAGEMENT ASSOCIATION	MOPs Filed	Timely MOPs	Compliance	NOCs Filed	Timely NOCs	Compliance
CA250 MAINE SCHOOL MANAGEMENT ASSOCIATION	9	9	100%	3	3	100%
Total	9	9	100% ▲	3	3	100% ▲
MAINE SCHOOL MANAGEMENT ASSOCIATION Group Total	9	9	100% ▲	3	3	100% ▲
NATIONWIDE INSURANCE	MOPs Filed	Timely MOPs	Compliance	NOCs Filed	Timely NOCs	Compliance
CA291 NATIONWIDE AGRIBUSINESS INSURANCE	1	0	0%	No Filings	No Filings	No Filings
Total	1	0	0% ▼	No Filings	No Filings	No Filings
NATIONWIDE INSURANCE Group Total	1	0	0% ▼	No Filings	No Filings	No Filings
NEXT LEVEL ADMINISTRATORS LLC	MOPs Filed	Timely MOPs	Compliance	NOCs Filed	Timely NOCs	Compliance
CA433 NEXT LEVEL ADMINISTRATORS LL	No Filings	No Filings	No Filings	No Filings	No Filings	No Filings
Total	No Filings	No Filings	No Filings	No Filings	No Filings	No Filings
NEXT LEVEL ADMINISTRATORS LLC Group Total	No Filings	No Filings	No Filings	No Filings	No Filings	No Filings
NGM INSURANCE	MOPs Filed	Timely MOPs	Compliance	NOCs Filed	Timely NOCs	Compliance
CA265 NGM INSURANCE	No Filings	No Filings	No Filings	1	1	100%
Total	No Filings	No Filings	No Filings	1	1	100% ▲
NGM INSURANCE Group Total	No Filings	No Filings	No Filings	1	1	100% ▲
OLD REPUBLIC INSURANCE	MOPs Filed	Timely MOPs	Compliance	NOCs Filed	Timely NOCs	Compliance
OLD REPUBLIC GENERAL INSURANCE CORP.	*	*	*	*	*	*
OLD REPUBLIC INSURANCE	*	*	*	*	*	*
Total	*	*	*	*	*	*
OLD REPUBLIC INSURANCE TPA Administered Claims						
CA070 CANNON COCHRAN MANAGEMENT SERVICES	3	3	100%	1	1	100%
CA160 ESIS	1	0	0%	No Filings	No Filings	No Filings
CA190 GALLAGHER BASSETT SERVICES	3	3	100%	2	1	50%
CA300 SEDGWICK CLAIMS MANAGEMENT SERVICES	2	2	100%	1	1	100%
TPA Total	9	8	89% ▲	4	3	75% ▼
OLD REPUBLIC INSURANCE Group Total	9	8	89% ▲	4	3	75% ▼
PENNSYLVANIA MFG ASSN	MOPs Filed	Timely MOPs	Compliance	NOCs Filed	Timely NOCs	Compliance
MANUFACTURERS ALLIANCE INSURANCE	*	*	*	*	*	*
PENNSYLVANIA MFG ASSN	*	*	*	*	*	*
PENNSYLVANIA MFG INDEMNITY CO	*	*	*	*	*	*
Total	*	*	*	*	*	*
PENNSYLVANIA MFG ASSN TPA Administered Claims						
CA190 GALLAGHER BASSETT SERVICES	3	3	100%	1	1	100%
TPA Total	3	3	100% ▲	1	1	100% ▲
PENNSYLVANIA MFG ASSN Group Total	3	3	100% ▲	1	1	100% ▲

Maine Workers' Compensation Board

Initial MOP Filing Benchmark: 85%

Initial Indemnity NOC Benchmark: 90%

▲ Indicates benchmark met or exceeded

▼ Indicates benchmark not met

INSURANCE GROUP COMPLIANCE
Initial MOP and Initial Indemnity NOC Filings
Third Quarter
7/1/2019 - 9/30/2019

Insurance Company	Total Initial MOPs Filed	Initial MOPs Filed Timely	Compliance Percentage	Total Initial Indemnity NOCs Filed	Initial Indemnity NOCs Filed Timely	Compliance Percentage
PROTECTIVE INSURANCE	MOPs Filed	Timely MOPs	Compliance	NOCs Filed	Timely NOCs	Compliance
CA277 PROTECTIVE INSURANCE	*	*	*	*	*	*
Total	*	*	*	*	*	*
PROTECTIVE INSURANCE TPA Administered Claims						
CA340 YORK RISK SERVICES	2	1	50%	No Filings	No Filings	No Filings
TPA Total	2	1	50% ▼	No Filings	No Filings	No Filings
PROTECTIVE INSURANCE Group Total	2	1	50% ▼	No Filings	No Filings	No Filings
QBE INSURANCE GROUP	MOPs Filed	Timely MOPs	Compliance	NOCs Filed	Timely NOCs	Compliance
QBE INSURANCE GROUP	*	*	*	*	*	*
Total	*	*	*	*	*	*
QBE INSURANCE GROUP TPA Administered Claims						
CA300 SEDGWICK CLAIMS MANAGEMENT SERVICES	1	1	100%	4	4	100%
TPA Total	1	1	100% ▲	4	4	100% ▲
QBE INSURANCE GROUP Group Total	1	1	100% ▲	4	4	100% ▲
SAFETY NATIONAL CASUALTY CORP	MOPs Filed	Timely MOPs	Compliance	NOCs Filed	Timely NOCs	Compliance
SAFETY NATIONAL CASUALTY CORP	*	*	*	*	*	*
Total	*	*	*	*	*	*
SAFETY NATIONAL CASUALTY CORP TPA Administered Claims						
CA040 BROADSPIRE SERVICES	No Filings	No Filings	No Filings	No Filings	No Filings	No Filings
CA070 CANNON COCHRAN MANAGEMENT SERVICES	2	1	50%	1	1	100%
CA116 CORVEL ENTERPRISE COMP	No Filings	No Filings	No Filings	1	0	0%
CA160 ESIS	No Filings	No Filings	No Filings	2	2	100%
CA190 GALLAGHER BASSETT SERVICES	1	1	100%	1	1	100%
CA300 SEDGWICK CLAIMS MANAGEMENT SERVICES	4	4	100%	1	1	100%
TPA Total	7	6	86% ▲	6	5	83% ▼
SAFETY NATIONAL CASUALTY CORP Group Total	7	6	86% ▲	6	5	83% ▼
SEDGWICK CLAIMS MANAGEMENT SERVICES	MOPs Filed	Timely MOPs	Compliance	NOCs Filed	Timely NOCs	Compliance
CA300 SEDGWICK CLAIMS MANAGEMENT SERVICES	49	45	92%	60	58	97%
Total	49	45	92% ▲	60	58	97% ▲
SEDGWICK CLAIMS MANAGEMENT SERVICES Group Total	49	45	92% ▲	60	58	97% ▲
SENTRY INSURANCE	MOPs Filed	Timely MOPs	Compliance	NOCs Filed	Timely NOCs	Compliance
CA207 FLORISTS MUTUAL INSURANCE	*	*	*	*	*	*
CA402 SENTRY CASUALTY	7	7	100%	1	1	100%
CA305 SENTRY INSURANCE	No Filings	No Filings	No Filings	1	1	100%
Total	7	7	100% ▲	2	2	100% ▲
SENTRY INSURANCE Group Total	7	7	100% ▲	2	2	100% ▲

Maine Workers' Compensation Board

Initial MOP Filing Benchmark: 85%

Initial Indemnity NOC Benchmark: 90%

▲ Indicates benchmark met or exceeded

▼ Indicates benchmark not met

INSURANCE GROUP COMPLIANCE
Initial MOP and Initial Indemnity NOC Filings
Third Quarter
7/1/2019 - 9/30/2019

Insurance Company	Total Initial MOPs Filed	Initial MOPs Filed Timely	Compliance Percentage	Total Initial Indemnity NOCs Filed	Initial Indemnity NOCs Filed Timely	Compliance Percentage
SOMPO JAPAN INSURANCE SOMPO JAPAN INSURANCE COMPANY OF AMERICA	MOPs Filed	Timely MOPs	Compliance	NOCs Filed	Timely NOCs	Compliance
Total	*	*	*	*	*	*
SOMPO JAPAN INSURANCE TPA Administered Claims CA190 GALLAGHER BASSETT SERVICES	3	3	100%	No Filings	No Filings	No Filings
TPA Total	3	3	100% ▲	No Filings	No Filings	No Filings
SOMPO JAPAN INSURANCE Group Total	3	3	100% ▲	No Filings	No Filings	No Filings
STARR INDEMNITY INSURANCE STARR INDEMNITY INSURANCE	MOPs Filed	Timely MOPs	Compliance	NOCs Filed	Timely NOCs	Compliance
Total	*	*	*	*	*	*
STARR INDEMNITY INSURANCE TPA Administered Claims CA190 GALLAGHER BASSETT SERVICES CA300 SEDGWICK CLAIMS MANAGEMENT SERVICES	No Filings No Filings	No Filings No Filings	No Filings No Filings	1 No Filings	1 No Filings	100% No Filings
TPA Total	No Filings	No Filings	No Filings	1	1	100% ▲
STARR INDEMNITY INSURANCE Group Total	No Filings	No Filings	No Filings	1	1	100% ▲
STATE OF MAINE WORKERS' COMPENSATION TRUST CA307 STATE OF MAINE WORKERS' COMPENSATION TRUST	MOPs Filed	Timely MOPs	Compliance	NOCs Filed	Timely NOCs	Compliance
Total	18	18	100% ▲	23	22	96% ▲
STATE OF MAINE WORKERS' COMPENSATION TRUST Group Total	18	18	100% ▲	23	22	96% ▲
SYNERNET CA320 SYNERNET	MOPs Filed	Timely MOPs	Compliance	NOCs Filed	Timely NOCs	Compliance
Total	19	18	95% ▲	48	46	96% ▲
SYNERNET Group Total	19	18	95% ▲	48	46	96% ▲
THE AMERICAN EQUITY UNDERWRITERS CA323 THE AMERICAN EQUITY UNDERWRITERS	MOPs Filed	Timely MOPs	Compliance	NOCs Filed	Timely NOCs	Compliance
Total	*	*	*	*	*	*
THE AMERICAN EQUITY UNDERWRITERS Group Total	*	*	*	*	*	*

INSURANCE GROUP COMPLIANCE
Initial MOP and Initial Indemnity NOC Filings
Third Quarter
7/1/2019 - 9/30/2019

Insurance Company	Total Initial MOPs Filed	Initial MOPs Filed Timely	Compliance Percentage	Total Initial Indemnity NOCs Filed	Initial Indemnity NOCs Filed Timely	Compliance Percentage
TRAVELERS INSURANCE	MOPs Filed	Timely MOPs	Compliance	NOCs Filed	Timely NOCs	Compliance
CA072 CHARTER OAK FIRE INSURANCE	15	10	67%	7	6	86%
CA164 FARMINGTON CASUALTY	1	0	0%	No Filings	No Filings	No Filings
CA284 PHOENIX INSURANCE	1	1	100%	No Filings	No Filings	No Filings
CA306 STANDARD FIRE INSURANCE	3	3	100%	3	3	100%
CA347 TRAVELERS CASUALTY & SURETY	1	0	0%	No Filings	No Filings	No Filings
CA348 TRAVELERS CASUALTY INSURANCE COMPANY OF AMERICA	2	1	50%	3	2	67%
CA349 TRAVELERS COMMERCIAL CASUALTY	6	3	50%	No Filings	No Filings	No Filings
CA343 TRAVELERS INDEMNITY COMPANY	No Filings	No Filings	No Filings	No Filings	No Filings	No Filings
CA346 TRAVELERS INDEMNITY COMPANY OF AMERICA	No Filings	No Filings	No Filings	No Filings	No Filings	No Filings
CA345 TRAVELERS PROPERTY CASUALTY INSURANCE	1	0	0%	1	1	100%
Total	30	18	60% ▼	14	12	86% ▼
TRAVELERS INSURANCE TPA Administered Claims						
CA012 ALTERNATIVE SERVICE CONCEPTS LLC	3	0	0%	No Filings	No Filings	No Filings
CA190 GALLAGHER BASSETT SERVICES	1	1	100%	No Filings	No Filings	No Filings
CA300 SEDGWICK CLAIMS MANAGEMENT SERVICES	No Filings	No Filings	No Filings	1	1	100%
CA340 YORK RISK SERVICES	1	0	0%	No Filings	No Filings	No Filings
TPA Total	5	1	20% ▼	1	1	100% ▲
TRAVELERS INSURANCE Group Total	35	19	54% ▼	15	13	87% ▼
VANLINER INSURANCE	MOPs Filed	Timely MOPs	Compliance	NOCs Filed	Timely NOCs	Compliance
CA379 VANLINER INSURANCE	No Filings	No Filings	No Filings	No Filings	No Filings	No Filings
Total	No Filings	No Filings	No Filings	No Filings	No Filings	No Filings
VANLINER INSURANCE Group Total	No Filings	No Filings	No Filings	No Filings	No Filings	No Filings
XL INSURANCE	MOPs Filed	Timely MOPs	Compliance	NOCs Filed	Timely NOCs	Compliance
CA317 T.H.E. INSURANCE	1	1	100%	No Filings	No Filings	No Filings
CA384 XL INSURANCE	*	*	*	*	*	*
Total	1	1	100% ▲	No Filings	No Filings	No Filings
XL INSURANCE TPA Administered Claims						
CA040 BROADSPIRE SERVICES	1	0	0%	No Filings	No Filings	No Filings
CA116 CORVEL ENTERPRISE COMP	2	0	0%	No Filings	No Filings	No Filings
CA117 COTTINGHAM & BUTLER CLAIMS SERVICES	2	0	0%	No Filings	No Filings	No Filings
CA160 ESIS	*	*	*	*	*	*
CA190 GALLAGHER BASSETT SERVICES	8	6	75%	2	2	100%
CA300 SEDGWICK CLAIMS MANAGEMENT SERVICES	2	2	100%	5	5	100%
TPA Total	15	8	53% ▼	7	7	100% ▲
XL INSURANCE Group Total	16	9	56% ▼	7	7	100% ▲

INSURANCE GROUP COMPLIANCE
Initial MOP and Initial Indemnity NOC Filings
Third Quarter
7/1/2019 - 9/30/2019

Insurance Company	Total Initial MOPs Filed	Initial MOPs Filed Timely	Compliance Percentage	Total Initial Indemnity NOCs Filed	Initial Indemnity NOCs Filed Timely	Compliance Percentage
YORK RISK SERVICES	MOPs Filed	Timely MOPs	Compliance	NOCs Filed	Timely NOCs	Compliance
CA340 YORK RISK SERVICES	6	4	67%	No Filings	No Filings	No Filings
Total	6	4	67% ▼	No Filings	No Filings	No Filings
YORK RISK SERVICES Group Total	6	4	67% ▼	No Filings	No Filings	No Filings
ZURICH INSURANCE	MOPs Filed	Timely MOPs	Compliance	NOCs Filed	Timely NOCs	Compliance
CA022 AMERICAN ZURICH	4	4	100%	4	4	100%
CA400 ZURICH AMERICAN INSURANCE	4	1	25%	1	0	0%
CA404 ZURICH AMERICAN INSURANCE COMPANY OF ILLINOIS	No Filings	No Filings	No Filings	No Filings	No Filings	No Filings
Total	8	5	63% ▼	5	4	80% ▼
ZURICH INSURANCE TPA Administered Claims						
CA040 BROADSPIRE SERVICES	No Filings	No Filings	No Filings	No Filings	No Filings	No Filings
CA070 CANNON COCHRAN MANAGEMENT SERVICES	1	1	100%	No Filings	No Filings	No Filings
CA116 CORVEL ENTERPRISE COMP	No Filings	No Filings	No Filings	No Filings	No Filings	No Filings
CA160 ESIS	1	1	100%	No Filings	No Filings	No Filings
CA190 GALLAGHER BASSETT SERVICES	5	3	60%	No Filings	No Filings	No Filings
CA300 SEDGWICK CLAIMS MANAGEMENT SERVICES	2	2	100%	1	1	100%
TPA Total	9	7	78% ▼	1	1	100% ▲
ZURICH INSURANCE Group Total	17	12	71% ▼	6	5	83% ▼

Appendix C

**Insurance Group Compliance
Wage Statement and Fringe Benefit Form Filings
Third Quarter 2019
7/1/2019-9/30/2019**

INSURANCE GROUP COMPLIANCE
Wage Statements and Fringe Benefit Forms
Third Quarter
7/1/2019 - 9/30/2019

Insurance Company	Total Wage Statement(s) Due	Wage Statement(s) Filed Timely	Compliance Percentage	Total Fringe Benefit Form(s) Due	Fringe Benefit Form(s) Filed Timely	Compliance Percentage
ACADIA INSURANCE	Wage(s) Due	Timely Wage(s)	Compliance	Fringe(s) Due	Timely Fringe(s)	Compliance
CA010 ACADIA INSURANCE	32	27	84%	32	27	84%
Total	32	27	84% ▲	32	27	84% ▲
ACADIA INSURANCE Group Total	32	27	84% ▲	32	27	84% ▲
ACCIDENT FUND INSURANCE	Wage(s) Due	Timely Wage(s)	Compliance	Fringe(s) Due	Timely Fringe(s)	Compliance
ACCIDENT FUND INSURANCE	*	*	*	*	*	*
Total	*	*	*	*	*	*
ACCIDENT FUND INSURANCE TPA Administered Claims						
CA070 CANNON COCHRAN MANAGEMENT SERVICES	*	*	*	*	*	*
CA190 GALLAGHER BASSETT SERVICES	1	0	0%	1	0	0%
TPA Total	1	0	0% ▼	1	0	0% ▼
ACCIDENT FUND INSURANCE Group Total	1	0	0% ▼	1	0	0% ▼
AIG INSURANCE	Wage(s) Due	Timely Wage(s)	Compliance	Fringe(s) Due	Timely Fringe(s)	Compliance
CA015 AIG CLAIMS, INC	10	8	80%	10	8	80%
Total	10	8	80% ▲	10	8	80% ▲
AIG INSURANCE TPA Administered Claims						
CA040 BROADSPIRE SERVICES	6	6	100%	6	6	100%
CA160 ESIS	15	6	40%	15	12	80%
CA190 GALLAGHER BASSETT SERVICES	20	16	80%	20	18	90%
CA204 HELMSMAN MANAGEMENT SERVICES	*	*	*	*	*	*
CA300 SEDGWICK CLAIMS MANAGEMENT SERVICES	15	12	80%	15	11	73%
TPA Total	56	40	71% ▼	56	47	84% ▲
AIG INSURANCE Group Total	66	48	73% ▼	66	55	83% ▲
AIM MUTUAL	Wage(s) Due	Timely Wage(s)	Compliance	Fringe(s) Due	Timely Fringe(s)	Compliance
CA472 AIM MUTUAL INSURANCE	*	*	*	*	*	*
26158 ASSOCIATED INDUSTRIES OF MASS MUTUAL	*	*	*	*	*	*
Total	*	*	*	*	*	*
AIM MUTUAL Group Total	*	*	*	*	*	*
ALTERNATIVE SERVICE CONCEPTS LLC	Wage(s) Due	Timely Wage(s)	Compliance	Fringe(s) Due	Timely Fringe(s)	Compliance
CA012 ALTERNATIVE SERVICE CONCEPTS LLC	2	1	50%	2	0	0%
Total	2	1	50% ▼	2	0	0% ▼
ALTERNATIVE SERVICE CONCEPTS LLC Group Total	2	1	50% ▼	2	0	0% ▼

INSURANCE GROUP COMPLIANCE
Wage Statements and Fringe Benefit Forms
Third Quarter
7/1/2019 - 9/30/2019

Insurance Company	Total Wage Statement(s) Due	Wage Statement(s) Filed Timely	Compliance Percentage	Total Fringe Benefit Form(s) Due	Fringe Benefit Form(s) Filed Timely	Compliance Percentage
AMTRUST INSURANCE	Wage(s) Due	Timely Wage(s)	Compliance	Fringe(s) Due	Timely Fringe(s)	Compliance
CA437 SECURITY NATIONAL INSURANCE	*	*	*	*	*	*
CA342 TECHNOLOGY INSURANCE	4	0	0%	4	0	0%
CA381 WESCO INSURANCE	3	0	0%	3	0	0%
Total	7	0	0% ▼	7	0	0% ▼
AMTRUST INSURANCE Group Total	7	0	0% ▼	7	0	0% ▼
ARCH INSURANCE	Wage(s) Due	Timely Wage(s)	Compliance	Fringe(s) Due	Timely Fringe(s)	Compliance
ARCH INSURANCE	*	*	*	*	*	*
Total	*	*	*	*	*	*
ARCH INSURANCE TPA Administered Claims						
CA040 BROADSPIRE SERVICES	1	1	100%	1	1	100%
CA116 CORVEL ENTERPRISE COMP	1	0	0%	1	0	0%
CA117 COTTINGHAM & BUTLER CLAIMS SERVICES	3	2	67%	3	2	67%
CA160 ESIS	*	*	*	*	*	*
CA190 GALLAGHER BASSETT SERVICES	3	3	100%	3	3	100%
CA204 HELMSMAN MANAGEMENT SERVICES	1	0	0%	1	0	0%
CA300 SEDGWICK CLAIMS MANAGEMENT SERVICES	1	1	100%	1	0	0%
CA340 YORK RISK SERVICES	1	1	100%	1	1	100%
TPA Total	11	8	73% ▼	11	7	64% ▼
ARCH INSURANCE Group Total	11	8	73% ▼	11	7	64% ▼
ARROW MUTUAL INSURANCE	Wage(s) Due	Timely Wage(s)	Compliance	Fringe(s) Due	Timely Fringe(s)	Compliance
CA024 ARROW MUTUAL INSURANCE	1	0	0%	1	0	0%
Total	1	0	0% ▼	1	0	0% ▼
ARROW MUTUAL INSURANCE Group Total	1	0	0% ▼	1	0	0% ▼
BATH IRON WORKS	Wage(s) Due	Timely Wage(s)	Compliance	Fringe(s) Due	Timely Fringe(s)	Compliance
CA036 BATH IRON WORKS	15	14	93%	15	14	93%
Total	15	14	93% ▲	15	14	93% ▲
BATH IRON WORKS Group Total	15	14	93% ▲	15	14	93% ▲
BERKSHIRE HATHAWAY INSURANCE	Wage(s) Due	Timely Wage(s)	Compliance	Fringe(s) Due	Timely Fringe(s)	Compliance
CA114 BERKSHIRE HATHAWAY HOMESTATE INSURANCE	1	0	0%	1	0	0%
CA293 REDWOOD FIRE AND CASUALTY INSURANCE	1	0	0%	1	0	0%
Total	2	0	0% ▼	2	0	0% ▼
BERKSHIRE HATHAWAY INSURANCE TPA Administered Claims						
CA160 ESIS	*	*	*	*	*	*
TPA Total	*	*	*	*	*	*
BERKSHIRE HATHAWAY INSURANCE Group Total	2	0	0% ▼	2	0	0% ▼

INSURANCE GROUP COMPLIANCE
Wage Statements and Fringe Benefit Forms
Third Quarter
7/1/2019 - 9/30/2019

Insurance Company	Total Wage Statement(s) Due	Wage Statement(s) Filed Timely	Compliance Percentage	Total Fringe Benefit Form(s) Due	Fringe Benefit Form(s) Filed Timely	Compliance Percentage
BROADSPIRE SERVICES	Wage(s) Due	Timely Wage(s)	Compliance	Fringe(s) Due	Timely Fringe(s)	Compliance
CA040 BROADSPIRE SERVICES	14	12	86%	14	12	86%
Total	14	12	86% ▲	14	12	86% ▲
BROADSPIRE SERVICES Group Total	14	12	86% ▲	14	12	86% ▲
BROTHERHOOD MUTUAL INSURANCE COMPANY	Wage(s) Due	Timely Wage(s)	Compliance	Fringe(s) Due	Timely Fringe(s)	Compliance
CA043 BROTHERHOOD MUTUAL INSURANCE COMPANY	*	*	*	*	*	*
Total	*	*	*	*	*	*
BROTHERHOOD MUTUAL INSURANCE COMPANY Group Total	*	*	*	*	*	*
CANNON COCHRAN MANAGEMENT SERVICES	Wage(s) Due	Timely Wage(s)	Compliance	Fringe(s) Due	Timely Fringe(s)	Compliance
CA070 CANNON COCHRAN MANAGEMENT SERVICES	45	33	73%	45	33	73%
Total	45	33	73% ▼	45	33	73% ▼
CANNON COCHRAN MANAGEMENT SERVICES Group Total	45	33	73% ▼	45	33	73% ▼
CHESTERFIELD SERVICES	Wage(s) Due	Timely Wage(s)	Compliance	Fringe(s) Due	Timely Fringe(s)	Compliance
CA022 AMERICAN ZURICH	*	*	*	*	*	*
Total	*	*	*	*	*	*
CHESTERFIELD SERVICES Group Total	*	*	*	*	*	*
CHUBB INSURANCE	Wage(s) Due	Timely Wage(s)	Compliance	Fringe(s) Due	Timely Fringe(s)	Compliance
ACE AMERICAN INSURANCE COMPANY	*	*	*	*	*	*
ACE INSURANCE	*	*	*	*	*	*
CHUBB INSURANCE	*	*	*	*	*	*
FEDERAL INSURANCE	*	*	*	*	*	*
INDEMNITY INS CO OF NORTH AMERICA	*	*	*	*	*	*
PACIFIC INDEMNITY CO	*	*	*	*	*	*
Total	*	*	*	*	*	*
CHUBB INSURANCE TPA Administered Claims						
CA040 BROADSPIRE SERVICES	2	2	100%	2	2	100%
CA070 CANNON COCHRAN MANAGEMENT SERVICES	2	2	100%	2	2	100%
CA110 CONSTITUTION STATE SERVICES	8	5	63%	8	5	63%
CA116 CORVEL ENTERPRISE COMP	5	3	60%	5	3	60%
CA160 ESIS	9	3	33%	9	3	33%
CA190 GALLAGHER BASSETT SERVICES	9	7	78%	9	5	56%
CA204 HELMSMAN MANAGEMENT SERVICES	*	*	*	*	*	*
CA300 SEDGWICK CLAIMS MANAGEMENT SERVICES	50	44	88%	50	45	90%
CA340 YORK RISK SERVICES	2	2	100%	2	2	100%
TPA Total	87	68	78% ▲	87	67	77% ▲
CHUBB INSURANCE Group Total	87	68	78% ▲	87	67	77% ▲

INSURANCE GROUP COMPLIANCE
Wage Statements and Fringe Benefit Forms
Third Quarter
7/1/2019 - 9/30/2019

Insurance Company	Total Wage Statement(s) Due	Wage Statement(s) Filed Timely	Compliance Percentage	Total Fringe Benefit Form(s) Due	Fringe Benefit Form(s) Filed Timely	Compliance Percentage
CIANBRO CORPORATION	Wage(s) Due	Timely Wage(s)	Compliance	Fringe(s) Due	Timely Fringe(s)	Compliance
CA085 CIANBRO CORPORATION	*	*	*	*	*	*
Total	*	*	*	*	*	*
CIANBRO CORPORATION Group Total	*	*	*	*	*	*
CLAIMS MANAGEMENT (WALMART)	Wage(s) Due	Timely Wage(s)	Compliance	Fringe(s) Due	Timely Fringe(s)	Compliance
CA100 CLAIMS MANAGEMENT (WALMART)	38	27	71%	38	26	68%
Total	38	27	71% ▼	38	26	68% ▼
CLAIMS MANAGEMENT (WALMART) Group Total	38	27	71% ▼	38	26	68% ▼
CNA INSURANCE	Wage(s) Due	Timely Wage(s)	Compliance	Fringe(s) Due	Timely Fringe(s)	Compliance
CA017 AMERICAN CASUALTY COMPANY OF READING PA	1	1	100%	1	1	100%
CA050 CONTINENTAL CASUALTY	1	0	0%	1	0	0%
CA271 NATIONAL FIRE INSURANCE	1	1	100%	1	1	100%
CA314 TRANSPORTATION INSURANCE	*	*	*	*	*	*
CA329 VALLEY FORGE INSURANCE COMPANY	*	*	*	*	*	*
Total	3	2	67% ▼	3	2	67% ▼
CNA INSURANCE Group Total	3	2	67% ▼	3	2	67% ▼
CONSTITUTION STATE SERVICES	Wage(s) Due	Timely Wage(s)	Compliance	Fringe(s) Due	Timely Fringe(s)	Compliance
CA110 CONSTITUTION STATE SERVICES	9	6	67%	9	6	67%
Total	9	6	67% ▼	9	6	67% ▼
CONSTITUTION STATE SERVICES Group Total	9	6	67% ▼	9	6	67% ▼
CORVEL ENTERPRISE COMP	Wage(s) Due	Timely Wage(s)	Compliance	Fringe(s) Due	Timely Fringe(s)	Compliance
CA116 CORVEL ENTERPRISE COMP	8	4	50%	8	4	50%
Total	8	4	50% ▼	8	4	50% ▼
CORVEL ENTERPRISE COMP Group Total	8	4	50% ▼	8	4	50% ▼
COTTINGHAM & BUTLER CLAIMS SERVICES	Wage(s) Due	Timely Wage(s)	Compliance	Fringe(s) Due	Timely Fringe(s)	Compliance
CA117 COTTINGHAM & BUTLER CLAIMS SERVICES	5	2	40%	5	2	40%
Total	5	2	40% ▼	5	2	40% ▼
COTTINGHAM & BUTLER CLAIMS SERVICES Group Total	5	2	40% ▼	5	2	40% ▼
CROSS INSURANCE	Wage(s) Due	Timely Wage(s)	Compliance	Fringe(s) Due	Timely Fringe(s)	Compliance
CA093 CROSS INSURANCE	239	217	91%	239	219	92%
Total	239	217	91% ▲	239	219	92% ▲
CROSS INSURANCE Group Total	239	217	91% ▲	239	219	92% ▲

INSURANCE GROUP COMPLIANCE
Wage Statements and Fringe Benefit Forms
Third Quarter
7/1/2019 - 9/30/2019

Insurance Company	Total Wage Statement(s) Due	Wage Statement(s) Filed Timely	Compliance Percentage	Total Fringe Benefit Form(s) Due	Fringe Benefit Form(s) Filed Timely	Compliance Percentage
EASTERN ALLIANCE INSURANCE	Wage(s) Due	Timely Wage(s)	Compliance	Fringe(s) Due	Timely Fringe(s)	Compliance
CA141 EASTERN ALLIANCE INSURANCE	38	22	58%	38	21	55%
Total	38	22	58% ▼	38	21	55% ▼
EASTERN ALLIANCE INSURANCE Group Total	38	22	58% ▼	38	21	55% ▼
ELECTRIC INSURANCE	Wage(s) Due	Timely Wage(s)	Compliance	Fringe(s) Due	Timely Fringe(s)	Compliance
CA150 ELECTRIC INSURANCE	*	*	*	*	*	*
Total	*	*	*	*	*	*
ELECTRIC INSURANCE TPA Administered Claims						
CA300 SEDGWICK CLAIMS MANAGEMENT SERVICES	1	1	100%	1	1	100%
TPA Total	1	1	100% ▲	1	1	100% ▲
ELECTRIC INSURANCE Group Total	1	1	100% ▲	1	1	100% ▲
EMPLOYERS HOLDING INSURANCE	Wage(s) Due	Timely Wage(s)	Compliance	Fringe(s) Due	Timely Fringe(s)	Compliance
36870 EMPLOYERS ASSURANCE COMPANY	*	*	*	*	*	*
41394 EMPLOYERS COMPENSATION INSURANCE	*	*	*	*	*	*
30317 EMPLOYERS PREFERRED INSURANCE	*	*	*	*	*	*
Total	*	*	*	*	*	*
EMPLOYERS HOLDING INSURANCE TPA Administered Claims						
CA040 BROADSPIRE SERVICES	2	2	100%	2	2	100%
TPA Total	2	2	100% ▲	2	2	100% ▲
EMPLOYERS HOLDING INSURANCE Group Total	2	2	100% ▲	2	2	100% ▲
ESIS	Wage(s) Due	Timely Wage(s)	Compliance	Fringe(s) Due	Timely Fringe(s)	Compliance
CA160 ESIS	32	11	34%	32	16	50%
Total	32	11	34% ▼	32	16	50% ▼
ESIS Group Total	32	11	34% ▼	32	16	50% ▼
EVEREST REINS HOLDINGS GROUP	Wage(s) Due	Timely Wage(s)	Compliance	Fringe(s) Due	Timely Fringe(s)	Compliance
EVEREST REINS HOLDINGS	*	*	*	*	*	*
Total	*	*	*	*	*	*
EVEREST REINS HOLDINGS GROUP TPA Administered Claims						
CA040 BROADSPIRE SERVICES	*	*	*	*	*	*
CA190 GALLAGHER BASSETT SERVICES	*	*	*	*	*	*
CA300 SEDGWICK CLAIMS MANAGEMENT SERVICES	1	1	100%	1	1	100%
TPA Total	1	1	100% ▲	1	1	100% ▲
EVEREST REINS HOLDINGS GROUP Group Total	1	1	100% ▲	1	1	100% ▲

INSURANCE GROUP COMPLIANCE
Wage Statements and Fringe Benefit Forms
Third Quarter
7/1/2019 - 9/30/2019

Insurance Company	Total Wage Statement(s) Due	Wage Statement(s) Filed Timely	Compliance Percentage	Total Fringe Benefit Form(s) Due	Fringe Benefit Form(s) Filed Timely	Compliance Percentage
FAIRFAX FINANCIAL GROUP	Wage(s) Due	Timely Wage(s)	Compliance	Fringe(s) Due	Timely Fringe(s)	Compliance
CA257 NORTH RIVER INSURANCE	*	*	*	*	*	*
CA375 UNITED STATES FIRE INSURANCE	*	*	*	*	*	*
Total	*	*	*	*	*	*
FAIRFAX FINANCIAL GROUP TPA Administered Claims						
CA040 BROADSPIRE SERVICES	1	0	0%	1	0	0%
TPA Total	1	0	0% ▼	1	0	0% ▼
FAIRFAX FINANCIAL GROUP Group Total	1	0	0% ▼	1	0	0% ▼
FEDERATED MUTUAL INSURANCE	Wage(s) Due	Timely Wage(s)	Compliance	Fringe(s) Due	Timely Fringe(s)	Compliance
CA091 FEDERATED MUTUAL INSURANCE	6	5	83%	6	5	83%
CA092 FEDERATED SERVICE INSURANCE	*	*	*	*	*	*
Total	6	5	83% ▲	6	5	83% ▲
FEDERATED MUTUAL INSURANCE Group Total	6	5	83% ▲	6	5	83% ▲
FUTURECOMP	Wage(s) Due	Timely Wage(s)	Compliance	Fringe(s) Due	Timely Fringe(s)	Compliance
CA175 FUTURECOMP	36	27	75%	36	27	75%
Total	36	27	75% ▲	36	27	75% ▼
FUTURECOMP Group Total	36	27	75% ▲	36	27	75% ▼
GALLAGHER BASSETT SERVICES	Wage(s) Due	Timely Wage(s)	Compliance	Fringe(s) Due	Timely Fringe(s)	Compliance
CA190 GALLAGHER BASSETT SERVICES	71	48	68%	71	51	72%
Total	71	48	68% ▼	71	51	72% ▼
GALLAGHER BASSETT SERVICES Group Total	71	48	68% ▼	71	51	72% ▼
GREAT FALLS INSURANCE	Wage(s) Due	Timely Wage(s)	Compliance	Fringe(s) Due	Timely Fringe(s)	Compliance
GREAT FALLS INSURANCE	*	*	*	*	*	*
Total	*	*	*	*	*	*
GREAT FALLS INSURANCE TPA Administered Claims						
CA070 CANNON COCHRAN MANAGEMENT SERVICES	*	*	*	*	*	*
TPA Total	*	*	*	*	*	*
GREAT FALLS INSURANCE Group Total	*	*	*	*	*	*
GUARD INSURANCE	Wage(s) Due	Timely Wage(s)	Compliance	Fringe(s) Due	Timely Fringe(s)	Compliance
CA019 AMGUARD INSURANCE	4	1	25%	4	1	25%
CA140 EASTGUARD INSURANCE	*	*	*	*	*	*
CA272 NORGUARD INSURANCE	*	*	*	*	*	*
Total	4	1	25% ▼	4	1	25% ▼
GUARD INSURANCE Group Total	4	1	25% ▼	4	1	25% ▼

INSURANCE GROUP COMPLIANCE
Wage Statements and Fringe Benefit Forms
Third Quarter
7/1/2019 - 9/30/2019

Insurance Company	Total Wage Statement(s) Due	Wage Statement(s) Filed Timely	Compliance Percentage	Total Fringe Benefit Form(s) Due	Fringe Benefit Form(s) Filed Timely	Compliance Percentage
HANNAFORD BROTHERS	Wage(s) Due	Timely Wage(s)	Compliance	Fringe(s) Due	Timely Fringe(s)	Compliance
CA201 HANNAFORD BROTHERS	50	24	48%	50	19	38%
Total	50	24	48% ▼	50	19	38% ▼
HANNAFORD BROTHERS Group Total	50	24	48% ▼	50	19	38% ▼
HANOVER INSURANCE	Wage(s) Due	Timely Wage(s)	Compliance	Fringe(s) Due	Timely Fringe(s)	Compliance
CA430 ALLMERICA FINANCIAL ALLIANCE	1	1	100%	1	1	100%
CA428 ALLMERICA FINANCIAL BENEFIT INSURANCE	1	1	100%	1	1	100%
CA048 CITIZENS INSURANCE COMPANY OF AMERICA	2	1	50%	2	1	50%
CA429 HANOVER AMERICAN INSURANCE	*	*	*	*	*	*
CA202 HANOVER INSURANCE	3	3	100%	3	3	100%
CA228 MASSACHUSETTS BAY INSURANCE	*	*	*	*	*	*
Total	7	6	86% ▲	7	6	86% ▲
HANOVER INSURANCE Group Total	7	6	86% ▲	7	6	86% ▲
HARTFORD INSURANCE	Wage(s) Due	Timely Wage(s)	Compliance	Fringe(s) Due	Timely Fringe(s)	Compliance
CA188 HARTFORD ACCIDENT & INDEMNITY	2	1	50%	2	1	50%
CA185 HARTFORD CASUALTY INSURANCE	2	0	0%	2	1	50%
CA203 HARTFORD FIRE INSURANCE	3	2	67%	3	3	100%
CA186 HARTFORD INSURANCE COMPANY OF THE MIDWEST	2	1	50%	2	1	50%
CA187 HARTFORD UNDERWRITERS INSURANCE	3	3	100%	3	3	100%
CA288 PROPERTY & CASUALTY INSURANCE COMPANY OF HARTFORD	12	6	50%	12	10	83%
CA296 SENTINEL INSURANCE	*	*	*	*	*	*
CA319 TRUMBULL INSURANCE	5	2	40%	5	3	60%
CA321 TWIN CITY FIRE INSURANCE	1	0	0%	1	1	100%
Total	30	15	50% ▼	30	23	77% ▲
HARTFORD INSURANCE TPA Administered Claims						
CA070 CANNON COCHRAN MANAGEMENT SERVICES	5	1	20%	5	1	20%
CA116 CORVEL ENTERPRISE COMP	1	0	0%	1	0	0%
CA300 SEDGWICK CLAIMS MANAGEMENT SERVICES	5	4	80%	5	4	80%
TPA Total	11	5	45% ▼	11	5	45% ▼
HARTFORD INSURANCE Group Total	41	20	49% ▼	41	28	68% ▼
HELMSMAN MANAGEMENT SERVICES	Wage(s) Due	Timely Wage(s)	Compliance	Fringe(s) Due	Timely Fringe(s)	Compliance
CA204 HELMSMAN MANAGEMENT SERVICES	3	1	33%	3	1	33%
Total	3	1	33% ▼	3	1	33% ▼
HELMSMAN MANAGEMENT SERVICES Group Total	3	1	33% ▼	3	1	33% ▼

INSURANCE GROUP COMPLIANCE
Wage Statements and Fringe Benefit Forms
Third Quarter
7/1/2019 - 9/30/2019

Insurance Company	Total Wage Statement(s) Due	Wage Statement(s) Filed Timely	Compliance Percentage	Total Fringe Benefit Form(s) Due	Fringe Benefit Form(s) Filed Timely	Compliance Percentage
LIBERTY MUTUAL INSURANCE	Wage(s) Due	Timely Wage(s)	Compliance	Fringe(s) Due	Timely Fringe(s)	Compliance
CA003 AMERICAN FIRE & CASUALTY INSURANCE	2	2	100%	2	2	100%
CA380 EMPLOYERS INSURANCE OF WAUSAU	2	2	100%	2	2	100%
CA210 LIBERTY MUTUAL INSURANCE	50	17	34%	50	18	36%
CA406 OHIO CASUALTY INSURANCE	1	0	0%	1	1	100%
CA407 OHIO SECURITY INSURANCE	10	5	50%	10	5	50%
CA408 WEST AMERICAN INSURANCE	2	2	100%	2	2	100%
Total	67	28	42% ▼	67	30	45% ▼
LIBERTY MUTUAL INSURANCE Group Total	67	28	42% ▼	67	30	45% ▼
MAINE AUTOMOBILE DEALERS ASSOCIATION	Wage(s) Due	Timely Wage(s)	Compliance	Fringe(s) Due	Timely Fringe(s)	Compliance
CA220 MAINE AUTOMOBILE DEALERS ASSOCIATION	15	12	80%	15	13	87%
Total	15	12	80% ▲	15	13	87% ▲
MAINE AUTOMOBILE DEALERS ASSOCIATION Group Total	15	12	80% ▲	15	13	87% ▲
MAINE EMPLOYERS' MUTUAL INSURANCE	Wage(s) Due	Timely Wage(s)	Compliance	Fringe(s) Due	Timely Fringe(s)	Compliance
CA260 MAINE EMPLOYERS' MUTUAL INSURANCE	703	462	66%	703	456	65%
Total	703	462	66% ▼	703	456	65% ▼
MAINE EMPLOYERS' MUTUAL INSURANCE TPA Administered Claims						
CA070 CANNON COCHRAN MANAGEMENT SERVICES	*	*	*	*	*	*
TPA Total	*	*	*	*	*	*
MAINE EMPLOYERS' MUTUAL INSURANCE Group Total	703	462	66% ▼	703	456	65% ▼
MAINE HEALTHCARE ASSOCIATION	Wage(s) Due	Timely Wage(s)	Compliance	Fringe(s) Due	Timely Fringe(s)	Compliance
CA234 MAINE HEALTHCARE ASSOCIATION	6	3	50%	6	3	50%
Total	6	3	50% ▼	6	3	50% ▼
MAINE HEALTHCARE ASSOCIATION Group Total	6	3	50% ▼	6	3	50% ▼
MAINE MOTOR TRANSPORT ASSOCIATION	Wage(s) Due	Timely Wage(s)	Compliance	Fringe(s) Due	Timely Fringe(s)	Compliance
CA230 MAINE MOTOR TRANSPORT ASSOCIATION	35	35	100%	35	35	100%
Total	35	35	100% ▲	35	35	100% ▲
MAINE MOTOR TRANSPORT ASSOCIATION Group Total	35	35	100% ▲	35	35	100% ▲
MAINE MUNICIPAL ASSOCIATION	Wage(s) Due	Timely Wage(s)	Compliance	Fringe(s) Due	Timely Fringe(s)	Compliance
CA225 MAINE MUNICIPAL ASSOCIATION	104	88	85%	104	89	86%
Total	104	88	85% ▲	104	89	86% ▲
MAINE MUNICIPAL ASSOCIATION Group Total	104	88	85% ▲	104	89	86% ▲

INSURANCE GROUP COMPLIANCE
Wage Statements and Fringe Benefit Forms
Third Quarter
7/1/2019 - 9/30/2019

Insurance Company	Total Wage Statement(s) Due	Wage Statement(s) Filed Timely	Compliance Percentage	Total Fringe Benefit Form(s) Due	Fringe Benefit Form(s) Filed Timely	Compliance Percentage
MAINE SCHOOL MANAGEMENT ASSOCIATION	Wage(s) Due	Timely Wage(s)	Compliance	Fringe(s) Due	Timely Fringe(s)	Compliance
CA250 MAINE SCHOOL MANAGEMENT ASSOCIATION	18	16	89%	18	17	94%
Total	18	16	89% ▲	18	17	94% ▲
MAINE SCHOOL MANAGEMENT ASSOCIATION Group Total	18	16	89% ▲	18	17	94% ▲
NATIONWIDE INSURANCE	Wage(s) Due	Timely Wage(s)	Compliance	Fringe(s) Due	Timely Fringe(s)	Compliance
CA291 NATIONWIDE AGRIBUSINESS INSURANCE	1	1	100%	1	1	100%
Total	1	1	100% ▲	1	1	100% ▲
NATIONWIDE INSURANCE Group Total	1	1	100% ▲	1	1	100% ▲
NEXT LEVEL ADMINISTRATORS LLC	Wage(s) Due	Timely Wage(s)	Compliance	Fringe(s) Due	Timely Fringe(s)	Compliance
CA433 NEXT LEVEL ADMINISTRATORS LLC	*	*	*	*	*	*
Total	*	*	*	*	*	*
NEXT LEVEL ADMINISTRATORS LLC Group Total	*	*	*	*	*	*
NGM INSURANCE	Wage(s) Due	Timely Wage(s)	Compliance	Fringe(s) Due	Timely Fringe(s)	Compliance
CA265 NGM INSURANCE	1	1	100%	1	1	100%
Total	1	1	100% ▲	1	1	100% ▲
NGM INSURANCE Group Total	1	1	100% ▲	1	1	100% ▲
OLD REPUBLIC INSURANCE	Wage(s) Due	Timely Wage(s)	Compliance	Fringe(s) Due	Timely Fringe(s)	Compliance
OLD REPUBLIC GENERAL INSURANCE CORP.	*	*	*	*	*	*
OLD REPUBLIC INSURANCE	*	*	*	*	*	*
Total	*	*	*	*	*	*
OLD REPUBLIC INSURANCE TPA Administered Claims						
CA070 CANNON COCHRAN MANAGEMENT SERVICES	6	4	67%	6	4	67%
CA160 ESIS	1	1	100%	1	0	0%
CA190 GALLAGHER BASSETT SERVICES	5	3	60%	5	3	60%
CA300 SEDGWICK CLAIMS MANAGEMENT SERVICES	5	5	100%	5	4	80%
TPA Total	17	13	76% ▲	17	11	65% ▼
OLD REPUBLIC INSURANCE Group Total	17	13	76% ▲	17	11	65% ▼
PENNSYLVANIA MFG ASSN	Wage(s) Due	Timely Wage(s)	Compliance	Fringe(s) Due	Timely Fringe(s)	Compliance
MANUFACTURERS ALLIANCE INSURANCE	*	*	*	*	*	*
PENNSYLVANIA MFG ASSN	*	*	*	*	*	*
PENNSYLVANIA MFG INDEMNITY CO	*	*	*	*	*	*
Total	*	*	*	*	*	*
PENNSYLVANIA MFG ASSN TPA Administered Claims						
CA190 GALLAGHER BASSETT SERVICES	6	3	50%	6	4	67%
TPA Total	6	3	50% ▼	6	4	67% ▼
PENNSYLVANIA MFG ASSN Group Total	6	3	50% ▼	6	4	67% ▼

INSURANCE GROUP COMPLIANCE
Wage Statements and Fringe Benefit Forms
Third Quarter
7/1/2019 - 9/30/2019

Insurance Company	Total Wage Statement(s) Due	Wage Statement(s) Filed Timely	Compliance Percentage	Total Fringe Benefit Form(s) Due	Fringe Benefit Form(s) Filed Timely	Compliance Percentage
PROTECTIVE INSURANCE	Wage(s) Due	Timely Wage(s)	Compliance	Fringe(s) Due	Timely Fringe(s)	Compliance
CA277 PROTECTIVE INSURANCE COMPANY	*	*	*	*	*	*
Total	*	*	*	*	*	*
PROTECTIVE INSURANCE TPA Administered Claims						
CA340 YORK RISK SERVICES	2	1	50%	2	2	100%
TPA Total	2	1	50% ▼	2	2	100% ▲
PROTECTIVE INSURANCE Group Total	2	1	50% ▼	2	2	100% ▲
QBE INSURANCE GROUP	Wage(s) Due	Timely Wage(s)	Compliance	Fringe(s) Due	Timely Fringe(s)	Compliance
QBE INSURANCE GROUP	*	*	*	*	*	*
Total	*	*	*	*	*	*
QBE INSURANCE GROUP TPA Administered Claims						
CA190 GALLAGHER BASSETT SERVICES	1	0	0%	1	0	0%
CA300 SEDGWICK CLAIMS MANAGEMENT SERVICES	7	6	86%	7	6	86%
TPA Total	8	6	75% ▲	8	6	75% ▼
QBE INSURANCE GROUP Group Total	8	6	75% ▲	8	6	75% ▼
SAFETY NATIONAL CASUALTY CORP	Wage(s) Due	Timely Wage(s)	Compliance	Fringe(s) Due	Timely Fringe(s)	Compliance
SAFETY NATIONAL CASUALTY CORP	*	*	*	*	*	*
Total	*	*	*	*	*	*
SAFETY NATIONAL CASUALTY CORP TPA Administered Claims						
CA040 BROADSPIRE SERVICES	*	*	*	*	*	*
CA070 CANNON COCHRAN MANAGEMENT SERVICES	3	3	100%	3	3	100%
CA116 CORVEL ENTERPRISE COMP	*	*	*	*	*	*
CA160 ESIS	2	0	0%	2	0	0%
CA190 GALLAGHER BASSETT SERVICES	2	0	0%	2	0	0%
CA300 SEDGWICK CLAIMS MANAGEMENT SERVICES	7	6	86%	7	5	71%
TPA Total	14	9	64% ▼	14	8	57% ▼
SAFETY NATIONAL CASUALTY CORP Group Total	14	9	64% ▼	14	8	57% ▼
SEDGWICK CLAIMS MANAGEMENT SERVICES	Wage(s) Due	Timely Wage(s)	Compliance	Fringe(s) Due	Timely Fringe(s)	Compliance
CA300 SEDGWICK CLAIMS MANAGEMENT SERVICES	137	116	85%	137	113	82%
Total	137	116	85% ▲	137	113	82% ▲
SEDGWICK CLAIMS MANAGEMENT SERVICES Group Total	137	116	85% ▲	137	113	82% ▲

INSURANCE GROUP COMPLIANCE
Wage Statements and Fringe Benefit Forms
Third Quarter
7/1/2019 - 9/30/2019

Insurance Company	Total Wage Statement(s) Due	Wage Statement(s) Filed Timely	Compliance Percentage	Total Fringe Benefit Form(s) Due	Fringe Benefit Form(s) Filed Timely	Compliance Percentage
SENTRY INSURANCE	Wage(s) Due	Timely Wage(s)	Compliance	Fringe(s) Due	Timely Fringe(s)	Compliance
CA207 FLORISTS MUTUAL INSURANCE	1	0	0%	1	0	0%
CA402 SENTRY CASUALTY	10	10	100%	10	10	100%
CA305 SENTRY INSURANCE	2	2	100%	2	2	100%
CA308 SENTRY SELECT INSURANCE	*	*	*	*	*	*
Total	13	12	92% ▲	13	12	92% ▲
SENTRY INSURANCE Group Total	13	12	92% ▲	13	12	92% ▲
SOMPO JAPAN INSURANCE	Wage(s) Due	Timely Wage(s)	Compliance	Fringe(s) Due	Timely Fringe(s)	Compliance
SOMPO JAPAN INSURANCE COMPANY OF AMERICA	*	*	*	*	*	*
Total	*	*	*	*	*	*
SOMPO JAPAN INSURANCE TPA Administered Claims						
CA190 GALLAGHER BASSETT SERVICES	2	1	50%	2	2	100%
TPA Total	2	1	50% ▼	2	2	100% ▲
SOMPO JAPAN INSURANCE Group Total	2	1	50% ▼	2	2	100% ▲
STARR INDEMNITY INSURANCE	Wage(s) Due	Timely Wage(s)	Compliance	Fringe(s) Due	Timely Fringe(s)	Compliance
STARR INDEMNITY INSURANCE	*	*	*	*	*	*
Total	*	*	*	*	*	*
STARR INDEMNITY INSURANCE TPA Administered Claims						
CA190 GALLAGHER BASSETT SERVICES	1	1	100%	1	1	100%
CA300 SEDGWICK CLAIMS MANAGEMENT SERVICES	1	1	100%	1	1	100%
TPA Total	2	2	100% ▲	2	2	100% ▲
STARR INDEMNITY INSURANCE Group Total	2	2	100% ▲	2	2	100% ▲
STATE OF MAINE WORKERS' COMPENSATION TRUST	Wage(s) Due	Timely Wage(s)	Compliance	Fringe(s) Due	Timely Fringe(s)	Compliance
CA307 STATE OF MAINE WORKERS' COMPENSATION TRUST	83	75	90%	83	75	90%
Total	83	75	90% ▲	83	75	90% ▲
STATE OF MAINE WORKERS' COMPENSATION TRUST Group Total	83	75	90% ▲	83	75	90% ▲
SYNERNET	Wage(s) Due	Timely Wage(s)	Compliance	Fringe(s) Due	Timely Fringe(s)	Compliance
CA320 SYNERNET	80	51	64%	80	54	68%
Total	80	51	64% ▼	80	54	68% ▼
SYNERNET Group Total	80	51	64% ▼	80	54	68% ▼
THE AMERICAN EQUITY UNDERWRITERS	Wage(s) Due	Timely Wage(s)	Compliance	Fringe(s) Due	Timely Fringe(s)	Compliance
CA323 THE AMERICAN EQUITY UNDERWRITERS	*	*	*	*	*	*
Total	*	*	*	*	*	*
THE AMERICAN EQUITY UNDERWRITERS Group Total	*	*	*	*	*	*

INSURANCE GROUP COMPLIANCE
Wage Statements and Fringe Benefit Forms
Third Quarter
7/1/2019 - 9/30/2019

Insurance Company	Total Wage Statement(s) Due	Wage Statement(s) Filed Timely	Compliance Percentage	Total Fringe Benefit Form(s) Due	Fringe Benefit Form(s) Filed Timely	Compliance Percentage
TRAVELERS INSURANCE	Wage(s) Due	Timely Wage(s)	Compliance	Fringe(s) Due	Timely Fringe(s)	Compliance
CA072 CHARTER OAK FIRE INSURANCE	20	8	40%	20	7	35%
CA164 FARMINGTON CASUALTY	2	1	50%	2	1	50%
CA284 PHOENIX INSURANCE	1	1	100%	1	1	100%
CA306 STANDARD FIRE INSURANCE	7	3	43%	7	4	57%
CA347 TRAVELERS CASUALTY & SURETY	1	1	100%	1	1	100%
CA348 TRAVELERS CASUALTY INSURANCE COMPANY OF AMERICA	6	3	50%	6	2	33%
CA349 TRAVELERS COMMERCIAL CASUALTY	3	0	0%	3	0	0%
CA343 TRAVELERS INDEMNITY COMPANY	*	*	*	*	*	*
CA346 TRAVELERS INDEMNITY COMPANY OF AMERICA	1	0	0%	1	0	0%
CA345 TRAVELERS PROPERTY CASUALTY INSURANCE	*	*	*	*	*	*
Total	41	17	41% ▼	41	16	39% ▼
TRAVELERS INSURANCE TPA Administered Claims						
CA012 ALTERNATIVE SERVICE CONCEPTS LLC	2	1	50%	2	0	0%
CA190 GALLAGHER BASSETT SERVICES	1	1	100%	1	1	100%
CA300 SEDGWICK CLAIMS MANAGEMENT SERVICES	1	1	100%	1	1	100%
CA340 YORK RISK SERVICES	1	0	0%	1	1	100%
TPA Total	5	3	60% ▼	5	3	60% ▼
TRAVELERS INSURANCE Group Total	46	20	43% ▼	46	19	41% ▼
UTICA MUTUAL INSURANCE	Wage(s) Due	Timely Wage(s)	Compliance	Fringe(s) Due	Timely Fringe(s)	Compliance
CA324 UTICA MUTUAL INSURANCE	*	*	*	*	*	*
Total	*	*	*	*	*	*
UTICA MUTUAL INSURANCE Group Total	*	*	*	*	*	*
VANLINER INSURANCE	Wage(s) Due	Timely Wage(s)	Compliance	Fringe(s) Due	Timely Fringe(s)	Compliance
CA379 VANLINER INSURANCE	*	*	*	*	*	*
Total	*	*	*	*	*	*
VANLINER INSURANCE Group Total	*	*	*	*	*	*

INSURANCE GROUP COMPLIANCE
Wage Statements and Fringe Benefit Forms
Third Quarter
7/1/2019 - 9/30/2019

Insurance Company	Total Wage Statement(s) Due	Wage Statement(s) Filed Timely	Compliance Percentage		Total Fringe Benefit Form(s) Due	Fringe Benefit Form(s) Filed Timely	Compliance Percentage	
XL INSURANCE	Wage(s) Due	Timely Wage(s)	Compliance		Fringe(s) Due	Timely Fringe(s)	Compliance	
CA317 T.H.E. INSURANCE	1	1	100%		1	1	100%	
CA384 XL INSURANCE	*	*	*		*	*	*	
Total	1	1	100%	▲	1	1	100%	▲
XL INSURANCE TPA Administered Claims								
CA040 BROADSPIRE SERVICES	1	1	100%		1	1	100%	
CA116 CORVEL ENTERPRISE COMP	1	1	100%		1	1	100%	
CA117 COTTINGHAM & BUTLER CLAIMS SERVICES	2	0	0%		2	0	0%	
CA160 ESIS	1	0	0%		1	0	0%	
CA190 GALLAGHER BASSETT SERVICES	9	6	67%		9	7	78%	
CA300 SEDGWICK CLAIMS MANAGEMENT SERVICES	7	7	100%		7	7	100%	
TPA Total	21	15	71%	▼	21	16	76%	▼
XL INSURANCE Group Total	22	16	73%	▼	22	17	77%	▲
YORK RISK SERVICES	Wage(s) Due	Timely Wage(s)	Compliance		Fringe(s) Due	Timely Fringe(s)	Compliance	
CA340 YORK RISK SERVICES	6	4	67%		6	6	100%	
Total	6	4	67%	▼	6	6	100%	▲
YORK RISK SERVICES Group Total	6	4	67%	▼	6	6	100%	▲
ZURICH INSURANCE	Wage(s) Due	Timely Wage(s)	Compliance		Fringe(s) Due	Timely Fringe(s)	Compliance	
CA021 AMERICAN GUARANTEE & LIABILITY	*	*	*		*	*	*	
CA022 AMERICAN ZURICH	8	4	50%		8	4	50%	
CA400 ZURICH AMERICAN INSURANCE	7	2	29%		7	1	14%	
CA404 ZURICH AMERICAN INSURANCE COMPANY OF ILLINOIS	*	*	*		*	*	*	
Total	15	6	40%	▼	15	5	33%	▼
ZURICH INSURANCE TPA Administered Claims								
CA040 BROADSPIRE SERVICES	*	*	*		*	*	*	
CA070 CANNON COCHRAN MANAGEMENT SERVICES	*	*	*		*	*	*	
CA116 CORVEL ENTERPRISE COMP	*	*	*		*	*	*	
CA160 ESIS	2	0	0%		2	0	0%	
CA190 GALLAGHER BASSETT SERVICES	8	5	63%		8	5	63%	
CA204 HELMSMAN MANAGEMENT SERVICES	*	*	*		*	*	*	
CA300 SEDGWICK CLAIMS MANAGEMENT SERVICES	8	6	75%		8	6	75%	
TPA Total	18	11	61%	▼	18	11	61%	▼
ZURICH INSURANCE Group Total	33	17	52%	▼	33	16	48%	▼