

MAINE STATE LEGISLATURE

The following document is provided by the
LAW AND LEGISLATIVE DIGITAL LIBRARY
at the Maine State Law and Legislative Reference Library
<http://legislature.maine.gov/lawlib>



Reproduced from electronic originals
(may include minor formatting differences from printed original)



QUARTERLY COMPLIANCE REPORT

STATE OF MAINE
WORKERS' COMPENSATION BOARD

Second Quarter 2019
April 1, 2019 - June 30, 2019

Office of Monitoring, Audit &
Enforcement

John C. Rohde
Executive Director

27 State House Station
Augusta, Maine 04333-0027

**State of Maine
Workers' Compensation Board
Quarterly Compliance Report
Second Quarter**

Table of Contents

1.	Executive Summary	Pages 1-2
2.	Lost Time First Report of Injury Filings	Page 3
3.	Initial Indemnity Payments	Page 4
4.	Initial Memorandum of Payment Filings	Page 5
5.	Initial Indemnity Notice of Controversy Filings	Page 6
6.	Wage Information	Page 7

Table of Charts

1.	Lost Time First Report of Injury Filings Timeliness Distribution	Page 3
2.	Lost Time First Report of Injury Filings Quarterly Compliance	Page 3
3.	Lost Time First Report of Injury Filings Compliance Trend	Page 3
4.	Initial Indemnity Payments Timeliness Distribution	Page 4
5.	Initial Indemnity Payments Quarterly Compliance	Page 4
6.	Initial Indemnity Payments Compliance Trend	Page 4
7.	Initial Memorandum of Payment Filings Timeliness Distribution	Page 5
8.	Initial Memorandum of Payment Filings Quarterly Compliance	Page 5
9.	Initial Memorandum of Payment Filings Compliance Trend	Page 5
10.	Initial Indemnity Notice of Controversy Filings Timeliness Distribution	Page 6
11.	Initial Indemnity Notice of Controversy Filings Quarterly Compliance	Page 6
12.	Initial Indemnity Notice of Controversy Filings Compliance Trend	Page 6
13.	Wage Statement Timeliness Distribution	Page 7
14.	Fringe Benefits Worksheet(s) Timeliness Distribution	Page 7

Appendices

A.	Insurance Group Compliance	Pages A1-A13
	Lost Time FROI Filings and Initial Indemnity Payments	
B.	Insurance Group Compliance	Pages B1-B13
	Initial MOP and Initial Indemnity NOC Filings	

Executive Summary

On October 8, 2019, the Maine Workers' Compensation Board of Directors approved the 2019 Second Quarter (April 1, 2019 – June 30, 2019) Compliance Report. This report represents the efforts of the Office of Monitoring, Audit and Enforcement and insurers, self-insurers, and third-party administrators (collectively "insurers").

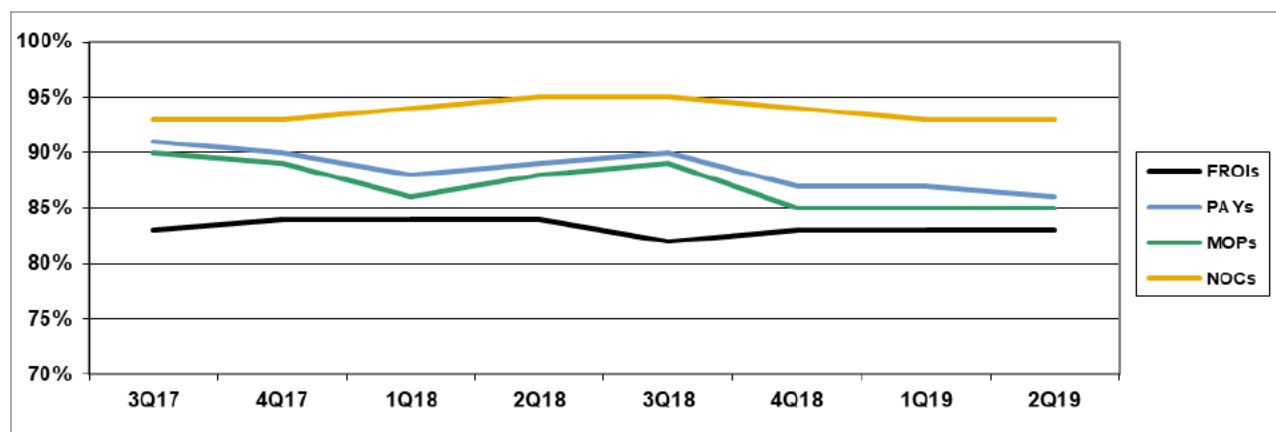
I. COMPLIANCE OVERVIEW

The Reconciliation Report was sent to 90 insurers on July 24, 2019; 49 responded, 22 were not required to respond and 20 did not respond.

The 2Q19 report represents results based upon data received by August 30, 2019. The results are:

	Number of Days	Benchmark	3Q17	4Q17	1Q18	2Q18	3Q18	4Q18	1Q19	2Q19
FROIs	7	85%	83%	84%	84%	84%	82%	83%	83%	83%
PAYs	14	87%	91%	90%	88%	89%	90%	87%	87%	86%
MOPs	17	85%	90%	89%	86%	88%	89%	85%	85%	85%
NOCs	14	90%	93%	93%	94%	95%	95%	94%	93%	93%

Compliance Benchmark Tracking



II. CAVEATS & EXPLANATIONS

A. General

- Question marks ("?") within this report indicate that the insurer did not provide all of the data required to measure compliance in that particular area.

B. Lost Time First Report of Injury (FROI) Filings

- Compliance with this benchmark exists when the FROI is filed (accepted EDI transaction, with or without errors) within 7 days after the employer receives notice or knowledge of an employee injury that has caused the employee to lose a day's work.

C. Initial Indemnity Payments (PAYs)

- Compliance with this benchmark exists when the check is mailed within the later of (i) 14 days after the employer's notice or knowledge of incapacity or (ii) the first day of compensability plus 6 days.
- If an employer continues to pay the employee's salary, payments are deemed timely for purposes of compliance if made consistent with the employer's usual payroll practice.

D. Initial Memorandum of Payment (MOP) Filings

- Compliance with this benchmark exists when the MOP is received within 17 days of the employer's notice or knowledge of incapacity.

E. Initial Indemnity Notice of Controversy (NOC) Filings

- Compliance with this benchmark exists when the NOC is filed (accepted EDI transaction, with or without errors) within 14 days after the employer receives notice or knowledge of the incapacity or death. Measurement excludes filings submitted with full denial reason codes 3A-3H (No Coverage).

III. COMPLETED AUDITS

The Board conducts compliance audits of insurers to ensure that all obligations under the Workers' Compensation Act are met. The functions of the audit program include, but are not limited to: ensuring that all reporting requirements of the Board are met, auditing the timeliness of benefit payments, auditing the accuracy of indemnity payments, evaluating claims-handling techniques, and determining whether claims are unreasonably contested.

The following had an audit completed in the 2Q19:

Auditee (alpha order)	Total Penalties
Bath Iron Works	\$3,000.00

LOST TIME FIRST REPORT OF INJURY FILINGS

Chart 1: Timeliness Distribution

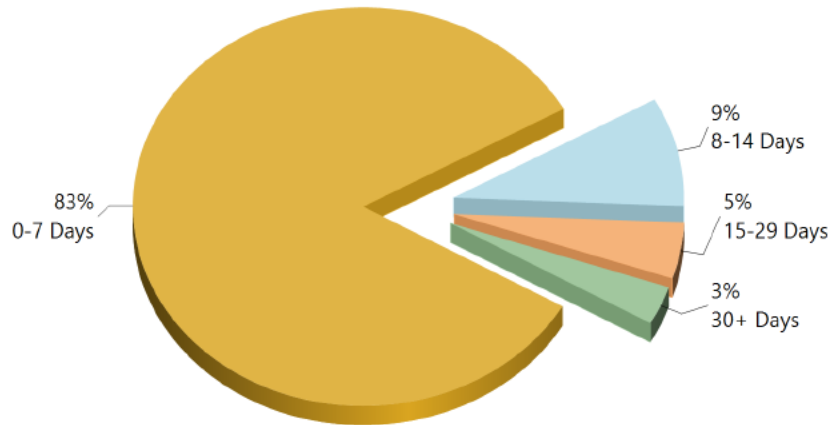


Table 1: Received Within

0-7 Days	2,646	83%
8-14 Days	280	9%
15-29 Days	144	5%
30+ Days	99	3%
? Days	0	0%
Total	3,169	100%

*The percentages may not always add to 100% due to rounding

Chart 2: Quarterly Compliance

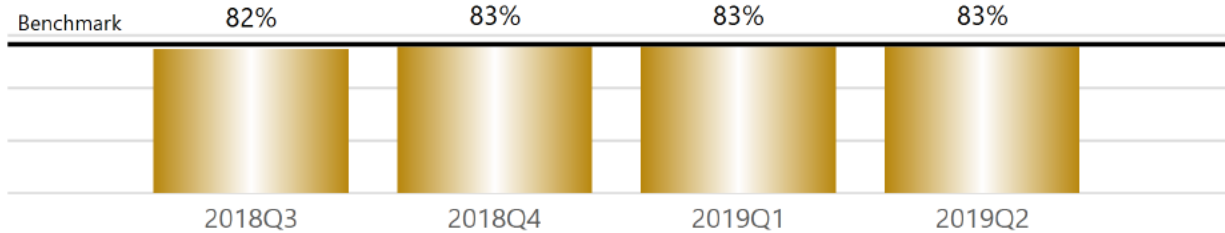
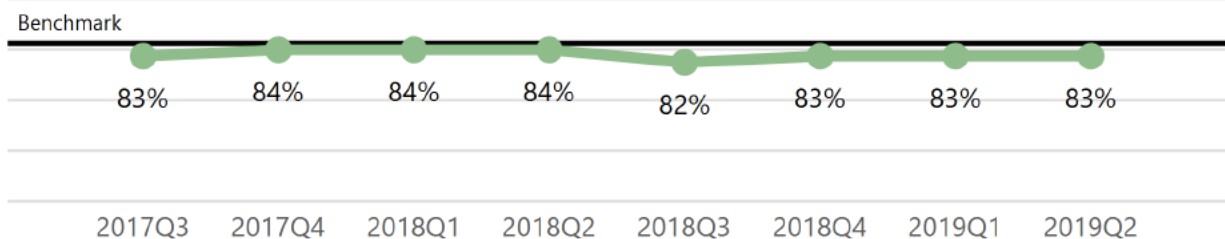


Chart 3: Compliance Trend



INITIAL INDEMNITY PAYMENTS

Chart 4: Timeliness Distribution

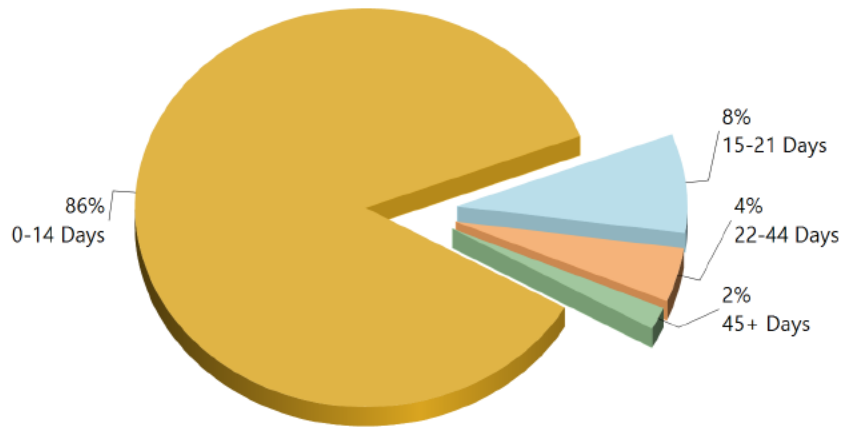


Table 2: Made Within

0-14 Days	707	86%
15-21 Days	66	8%
22-44 Days	36	4%
45+ Days	15	2%
? Days	0	0%
Total	824	100%

*The percentages may not always add to 100% due to rounding

Initial indemnity payments are monitored to ensure that payments are initiated within the time limits established in Section 205. As a result of these efforts, \$16,500 was issued to claimants in penalties and there is another \$7,600 in penalties awaiting resolution.

Chart 5: Quarterly Compliance

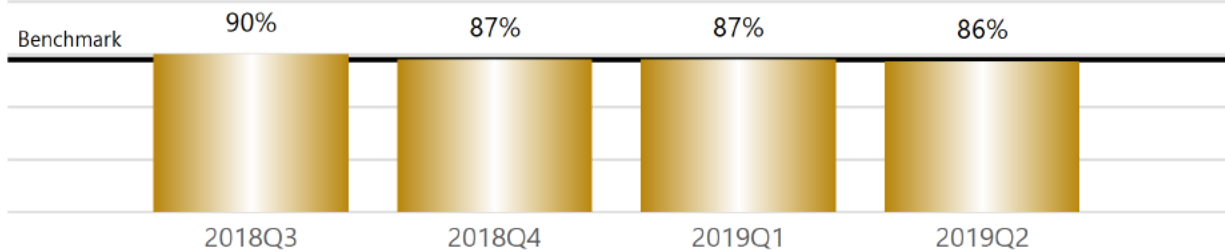
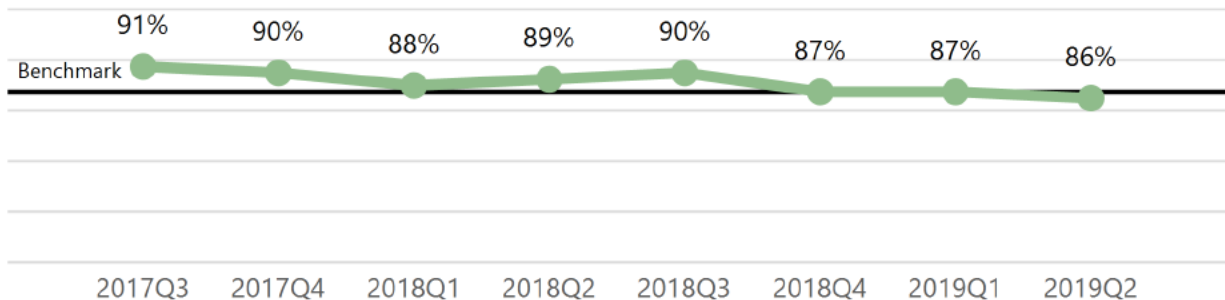


Chart 6: Compliance Trend



INITIAL MEMORANDUM OF PAYMENT FILINGS

Chart 7: Timeliness Distribution

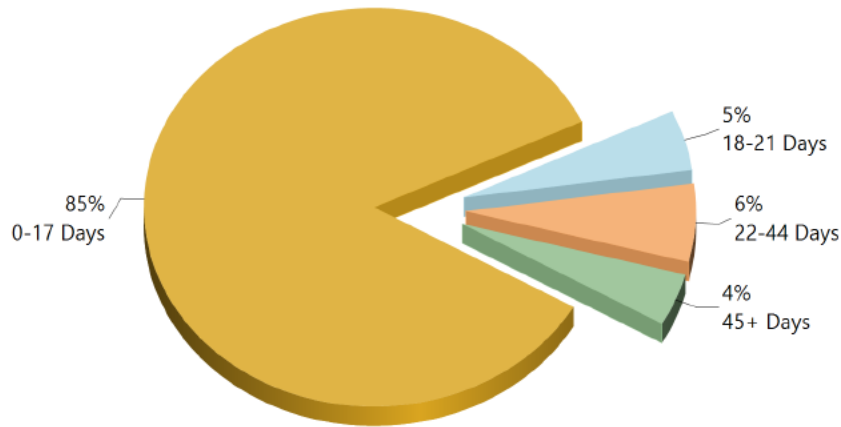


Table 3: Received Within

0-17 Days	697	85%
18-21 Days	40	5%
22-44 Days	52	6%
45+ Days	35	4%
? Days	0	0%
Total	824	100%

*The percentages may not always add to 100% due to rounding

Chart 8: Quarterly Compliance

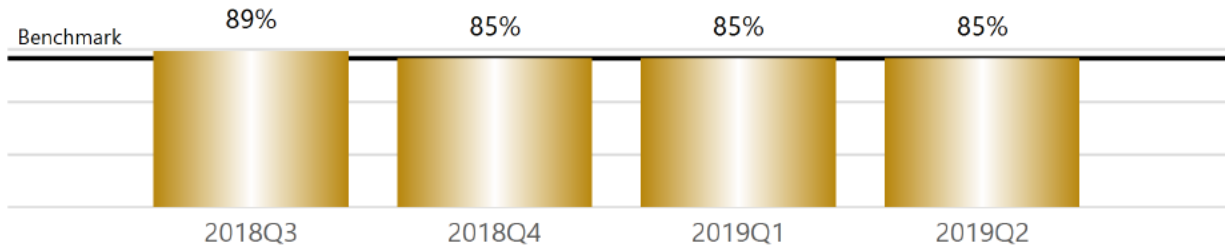
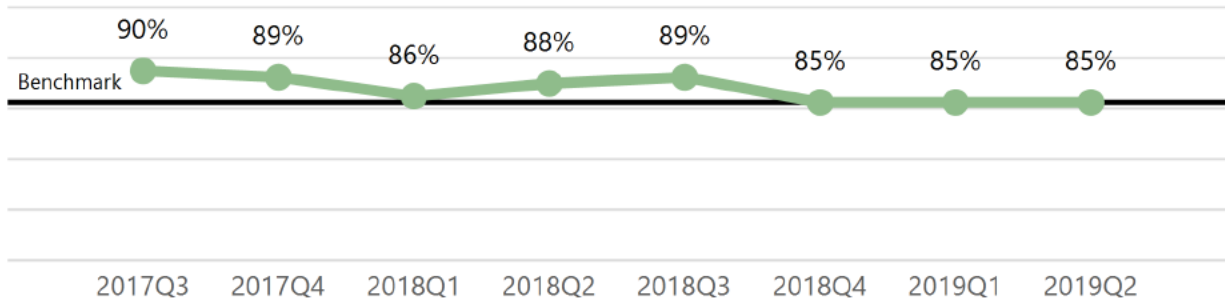


Chart 9: Compliance Trend



INITIAL INDEMNITY NOTICE OF CONTROVERSY FILINGS

Chart 10: Timeliness Distribution

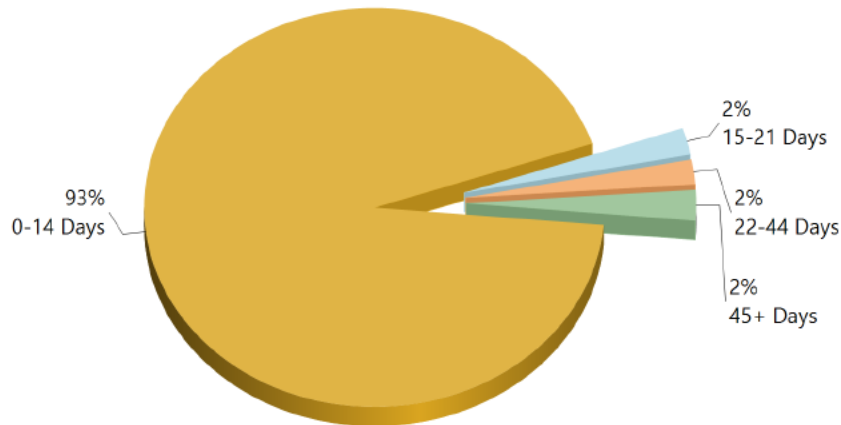


Table 4: Received Within

0-14 Days	607	93%
15-21 Days	14	2%
22-44 Days	13	2%
45+ Days	16	2%
? Days	0	0%
Total	650	100%

*The percentages may not always add to 100% due to rounding

Chart 11: Quarterly Compliance

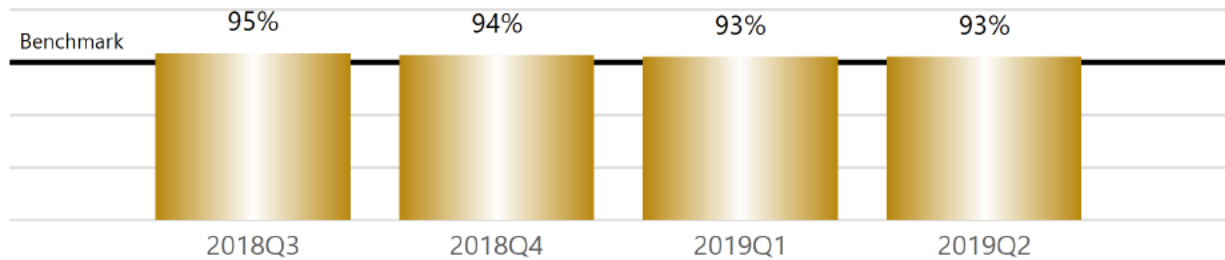
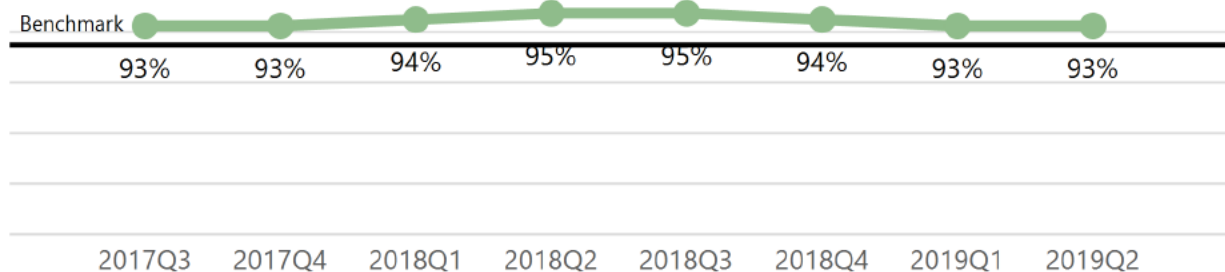


Chart 12: Compliance Trend



WAGE INFORMATION

Wage information (WCB-2 and WCB-2B forms) must be filed within 30 days of an employer's notice or knowledge of a claim for compensation (Title 39-A M.R.S.A. Section 303). This includes both compensated and controverted claims where a claim for compensation has been made.

Chart 13: Wage Statement Timeliness Distribution

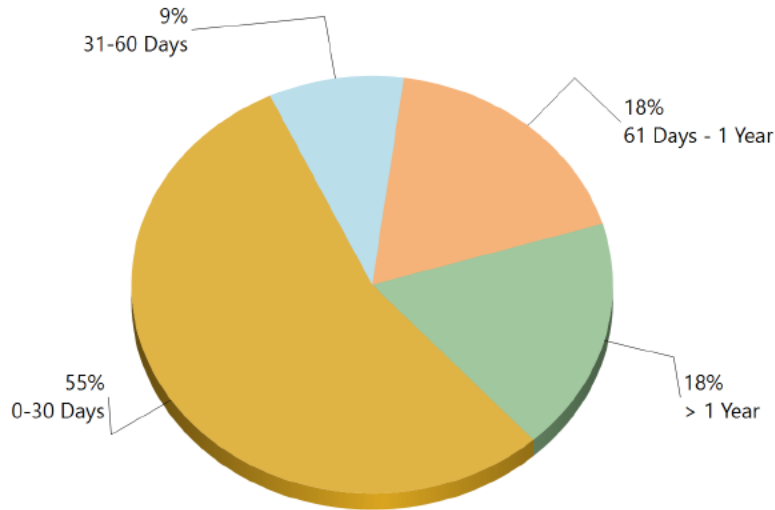


Table 5: Wage Statements Received

0-30 Days	1,439	55%
31-60 Days	239	9%
61 Days - 1 Year	478	18%
> 1 Year	475	18%
Total	2,631	100%

*The percentages may not always add to 100% due to rounding

Wage Statement(s): 1,508 (76%) of the 1,982 Wage Statement(s) that were due in this quarter were filed timely, 395 (20%) were filed late, and 79 (4%) remain outstanding.

Chart 14: Fringe Benefit Worksheet Timeliness Distribution

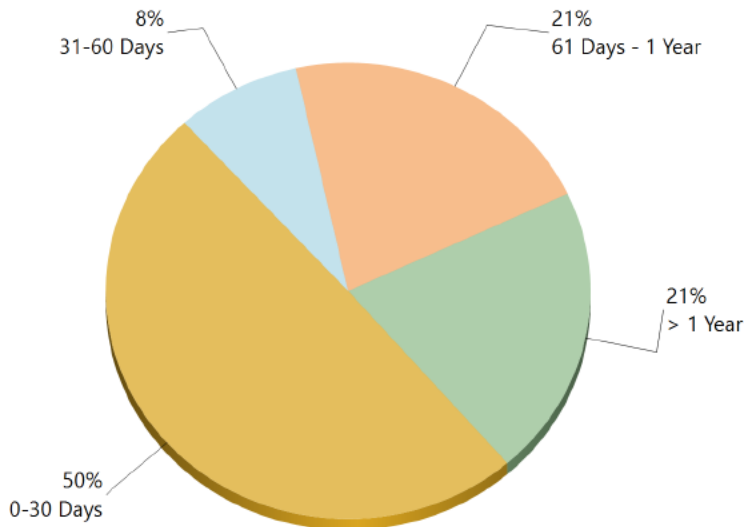


Table 6: Fringe Worksheets Received

0-30 Days	1,417	50%
31-60 Days	238	8%
61 Days - 1 Year	613	21%
> 1 Year	589	21%
Total	2,857	100%

*The percentages may not always add to 100% due to rounding

Fringe Benefit Worksheet(s): 1,472 (74%) of the 1,982 Fringe Benefit Worksheet(s) due this quarter were filed timely, 425 (21%) were filed late, and 85 (4%) remain outstanding.

Appendix A

**Insurance Group Compliance
Lost Time FROI Filings and
Initial Indemnity Payments
Second Quarter 2019
4/1/2019-6/30/2019**

INSURANCE GROUP COMPLIANCE

Lost Time FROI and Initial Indemnity Payments

Second Quarter

4/1/2019 - 6/30/2019

Insurance Company	Total Lost Time FROIs Filed	Lost Time FROIs Filed Timely	Compliance Percentage	Total Initial Indemnity Payments Made	Initial Indemnity Payments Made Timely	Compliance Percentage
ACADIA INSURANCE	FROIs Filed	Timely FROIs	Compliance	Payments Made	Timely Payments	Compliance
CA010 ACADIA INSURANCE	59	45	76%	11	9	82%
Total	59	45	76% ▼	11	9	82% ▼
ACADIA INSURANCE Group Total	59	45	76% ▼	11	9	82% ▼
ACCIDENT FUND INSURANCE	FROIs Filed	Timely FROIs	Compliance	Payments Made	Timely Payments	Compliance
CA004 ACCIDENT FUND INSURANCE	*	*	*	*	*	*
Total	*	*	*	*	*	*
ACCIDENT FUND INSURANCE TPA Administered Claims						
CA070 CANNON COCHRAN MANAGEMENT SERVICES	1	1	100%	No Filings	No Filings	No Filings
CA190 GALLAGHER BASSETT SERVICES	2	0	0%	2	1	50%
TPA Total	3	1	33% ▼	2	1	50% ▼
ACCIDENT FUND INSURANCE Group Total	3	1	33% ▼	2	1	50% ▼
AIG INSURANCE	FROIs Filed	Timely FROIs	Compliance	Payments Made	Timely Payments	Compliance
CA015 AIG CLAIMS, INC	31	24	77%	11	8	73%
Total	31	24	77% ▼	11	8	73% ▼
AIG INSURANCE TPA Administered Claims						
CA040 BROADSPIRE SERVICES	6	4	67%	3	2	67%
CA160 ESIS	9	7	78%	7	5	71%
CA190 GALLAGHER BASSETT SERVICES	23	21	91%	4	4	100%
CA300 SEDGWICK CLAIMS MANAGEMENT SERVICES	21	18	86%	5	4	80%
TPA Total	59	50	85% ▲	19	15	79% ▼
AIG INSURANCE Group Total	90	74	82% ▼	30	23	77% ▼
AMTRUST INSURANCE	FROIs Filed	Timely FROIs	Compliance	Payments Made	Timely Payments	Compliance
CA437 SECURITY NATIONAL INSURANCE	*	*	*	*	*	*
CA342 TECHNOLOGY INSURANCE	7	5	71%	4	3	75%
CA381 WESCO INSURANCE	9	9	100%	5	5	100%
Total	16	14	88% ▲	9	8	89% ▲
AMTRUST INSURANCE Group Total	16	14	88% ▲	9	8	89% ▲

Maine Workers' Compensation Board

Lost Time FROI Filing Benchmark: 85%

Initial Indemnity Payment Benchmark: 87%

▲ Indicates benchmark met or exceeded

▼ Indicates benchmark not met

INSURANCE GROUP COMPLIANCE

Lost Time FROI and Initial Indemnity Payments

Second Quarter

4/1/2019 - 6/30/2019

Insurance Company	Total Lost Time FROIs Filed	Lost Time FROIs Filed Timely	Compliance Percentage	Total Initial Indemnity Payments Made	Initial Indemnity Payments Made Timely	Compliance Percentage
ARCH INSURANCE	FROIs Filed	Timely FROIs	Compliance	Payments Made	Timely Payments	Compliance
ARCH INSURANCE	*	*	*	*	*	*
Total	*	*	*	*	*	*
ARCH INSURANCE TPA Administered Claims						
CA040 BROADSPIRE SERVICES	2	2	100%	No Filings	No Filings	No Filings
CA116 CORVEL ENTERPRISE COMP	1	0	0%	No Filings	No Filings	No Filings
CA117 COTTINGHAM & BUTLER CLAIMS SERVICES	3	0	0%	2	1	50%
CA160 ESIS	1	1	100%	1	1	100%
CA190 GALLAGHER BASSETT SERVICES	3	3	100%	1	1	100%
CA204 HELMSMAN MANAGEMENT SERVICES	*	*	*	*	*	*
CA300 SEDGWICK CLAIMS MANAGEMENT SERVICES	2	2	100%	1	1	100%
CA340 YORK RISK SERVICES	2	2	100%	1	1	100%
TPA Total	14	10	71% ▼	6	5	83% ▼
ARCH INSURANCE Group Total	14	10	71% ▼	6	5	83% ▼
BATH IRON WORKS	FROIs Filed	Timely FROIs	Compliance	Payments Made	Timely Payments	Compliance
CA036 BATH IRON WORKS	27	26	96%	13	13	100%
Total	27	26	96% ▲	13	13	100% ▲
BATH IRON WORKS Group Total	27	26	96% ▲	13	13	100% ▲
BERKSHIRE HATHAWAY INSURANCE	FROIs Filed	Timely FROIs	Compliance	Payments Made	Timely Payments	Compliance
CA114 BERKSHIRE HATHAWAY HOMESTATE INSURANCE	No Filings	No Filings	No Filings	2	1	50%
CA293 REDWOOD FIRE AND CASUALTY INSURANCE	1	0	0%	1	1	100%
Total	1	0	0% ▼	3	2	67% ▼
BERKSHIRE HATHAWAY INSURANCE Group Total	1	0	0% ▼	3	2	67% ▼
BROADSPIRE SERVICES	FROIs Filed	Timely FROIs	Compliance	Payments Made	Timely Payments	Compliance
CA040 BROADSPIRE SERVICES	14	11	79%	3	2	67%
Total	14	11	79% ▼	3	2	67% ▼
BROADSPIRE SERVICES Group Total	14	11	79% ▼	3	2	67% ▼
CANNON COCHRAN MANAGEMENT SERVICES	FROIs Filed	Timely FROIs	Compliance	Payments Made	Timely Payments	Compliance
CA070 CANNON COCHRAN MANAGEMENT SERVICES	75	68	91%	34	30	88%
Total	75	68	91% ▲	34	30	88% ▲
CANNON COCHRAN MANAGEMENT SERVICES Group Total	75	68	91% ▲	34	30	88% ▲
CHEROKEE INSURANCE	FROIs Filed	Timely FROIs	Compliance	Payments Made	Timely Payments	Compliance
CA044 CHEROKEE INSURANCE	*	*	*	*	*	*
Total	*	*	*	*	*	*
CHEROKEE INSURANCE Group Total	*	*	*	*	*	*

Maine Workers' Compensation Board

Lost Time FROI Filing Benchmark: 85%

Initial Indemnity Payment Benchmark: 87%

▲ Indicates benchmark met or exceeded

▼ Indicates benchmark not met

INSURANCE GROUP COMPLIANCE
Lost Time FROI and Initial Indemnity Payments
Second Quarter
4/1/2019 - 6/30/2019

Insurance Company	Total Lost Time FROIs Filed	Lost Time FROIs Filed Timely	Compliance Percentage	Total Initial Indemnity Payments Made	Initial Indemnity Payments Made Timely	Compliance Percentage
CHUBB INSURANCE	FROIs Filed	Timely FROIs	Compliance	Payments Made	Timely Payments	Compliance
ACE AMERICAN INSURANCE COMPANY	*	*	*	*	*	*
ACE INSURANCE	*	*	*	*	*	*
CHUBB INSURANCE	*	*	*	*	*	*
FEDERAL INSURANCE	*	*	*	*	*	*
INDEMNITY INS CO OF NORTH AMERICA	*	*	*	*	*	*
PACIFIC INDEMNITY CO	*	*	*	*	*	*
Total	*	*	*	*	*	*
CHUBB INSURANCE TPA Administered Claims						
CA040 BROADSPIRE SERVICES	2	1	50%	No Filings	No Filings	No Filings
CA070 CANNON COCHRAN MANAGEMENT SERVICES	3	1	33%	2	2	100%
CA110 CONSTITUTION STATE SERVICES	10	7	70%	1	1	100%
CA116 CORVEL ENTERPRISE COMP	8	4	50%	3	2	67%
CA117 COTTINGHAM & BUTLER CLAIMS SERVICES	*	*	*	*	*	*
CA160 ESIS	28	11	39%	6	5	83%
CA190 GALLAGHER BASSETT SERVICES	13	6	46%	8	6	75%
CA204 HELMSMAN MANAGEMENT SERVICES	2	2	100%	No Filings	No Filings	No Filings
CA300 SEDGWICK CLAIMS MANAGEMENT SERVICES	95	91	96%	26	26	100%
CA340 YORK RISK SERVICES	3	3	100%	No Filings	No Filings	No Filings
TPA Total	164	126	77% ▼	46	42	91% ▲
CHUBB INSURANCE Group Total	164	126	77% ▼	46	42	91% ▲
CIANBRO CORPORATION	FROIs Filed	Timely FROIs	Compliance	Payments Made	Timely Payments	Compliance
CA085 CIANBRO CORPORATION	1	1	100%	No Filings	No Filings	No Filings
Total	1	1	100% ▲	No Filings	No Filings	No Filings
CIANBRO CORPORATION Group Total	1	1	100% ▲	No Filings	No Filings	No Filings
CLAIMS MANAGEMENT (WALMART)	FROIs Filed	Timely FROIs	Compliance	Payments Made	Timely Payments	Compliance
CA100 CLAIMS MANAGEMENT (WALMART)	65	57	88%	11	9	82%
Total	65	57	88% ▲	11	9	82% ▼
CLAIMS MANAGEMENT (WALMART) Group Total	65	57	88% ▲	11	9	82% ▼
CNA INSURANCE	FROIs Filed	Timely FROIs	Compliance	Payments Made	Timely Payments	Compliance
CA050 CONTINENTAL CASUALTY	1	0	0%	2	1	50%
CA271 NATIONAL FIRE INSURANCE	1	1	100%	No Filings	No Filings	No Filings
Total	2	1	50% ▼	2	1	50% ▼
CNA INSURANCE TPA Administered Claims						
CA190 GALLAGHER BASSETT SERVICES	1	1	100%	No Filings	No Filings	No Filings
TPA Total	1	1	100% ▲	No Filings	No Filings	No Filings
CNA INSURANCE Group Total	3	2	67% ▼	2	1	50% ▼

INSURANCE GROUP COMPLIANCE

Lost Time FROI and Initial Indemnity Payments

Second Quarter

4/1/2019 - 6/30/2019

Insurance Company	Total Lost Time FROIs Filed	Lost Time FROIs Filed Timely	Compliance Percentage	Total Initial Indemnity Payments Made	Initial Indemnity Payments Made Timely	Compliance Percentage
CONSTITUTION STATE SERVICES	FROIs Filed	Timely FROIs	Compliance	Payments Made	Timely Payments	Compliance
CA110 CONSTITUTION STATE SERVICES	11	8	73%	1	1	100%
Total	11	8	73% ▼	1	1	100% ▲
CONSTITUTION STATE SERVICES Group Total	11	8	73% ▼	1	1	100% ▲
CORVEL ENTERPRISE COMP	FROIs Filed	Timely FROIs	Compliance	Payments Made	Timely Payments	Compliance
CA116 CORVEL ENTERPRISE COMP	25	13	52%	5	3	60%
Total	25	13	52% ▼	5	3	60% ▼
CORVEL ENTERPRISE COMP Group Total	25	13	52% ▼	5	3	60% ▼
COTTINGHAM & BUTLER CLAIMS SERVICES	FROIs Filed	Timely FROIs	Compliance	Payments Made	Timely Payments	Compliance
CA117 COTTINGHAM & BUTLER CLAIMS SERVICES	3	0	0%	3	1	33%
Total	3	0	0% ▼	3	1	33% ▼
COTTINGHAM & BUTLER CLAIMS SERVICES Group Total	3	0	0% ▼	3	1	33% ▼
CROSS INSURANCE	FROIs Filed	Timely FROIs	Compliance	Payments Made	Timely Payments	Compliance
CA093 CROSS INSURANCE	285	272	95%	23	22	96%
Total	285	272	95% ▲	23	22	96% ▲
CROSS INSURANCE Group Total	285	272	95% ▲	23	22	96% ▲
EASTERN ALLIANCE INSURANCE	FROIs Filed	Timely FROIs	Compliance	Payments Made	Timely Payments	Compliance
CA141 EASTERN ALLIANCE INSURANCE	75	47	63%	23	21	91%
Total	75	47	63% ▼	23	21	91% ▲
EASTERN ALLIANCE INSURANCE Group Total	75	47	63% ▼	23	21	91% ▲
ELECTRIC INSURANCE	FROIs Filed	Timely FROIs	Compliance	Payments Made	Timely Payments	Compliance
CA150 ELECTRIC INSURANCE	*	*	*	*	*	*
Total	*	*	*	*	*	*
ELECTRIC INSURANCE TPA Administered Claims						
CA300 SEDGWICK CLAIMS MANAGEMENT SERVICES	3	3	100%	2	2	100%
TPA Total	3	3	100% ▲	2	2	100% ▲
ELECTRIC INSURANCE Group Total	3	3	100% ▲	2	2	100% ▲
ESIS	FROIs Filed	Timely FROIs	Compliance	Payments Made	Timely Payments	Compliance
CA160 ESIS	54	29	54%	19	14	74%
Total	54	29	54% ▼	19	14	74% ▼
ESIS Group Total	54	29	54% ▼	19	14	74% ▼

Maine Workers' Compensation Board

Lost Time FROI Filing Benchmark: 85%

Initial Indemnity Payment Benchmark: 87%

▲ Indicates benchmark met or exceeded

▼ Indicates benchmark not met

INSURANCE GROUP COMPLIANCE

Lost Time FROI and Initial Indemnity Payments

Second Quarter

4/1/2019 - 6/30/2019

Insurance Company	Total Lost Time FROIs Filed	Lost Time FROIs Filed Timely	Compliance Percentage	Total Initial Indemnity Payments Made	Initial Indemnity Payments Made Timely	Compliance Percentage
EVEREST REINS HOLDINGS GROUP EVEREST REINS HOLDINGS	FROIs Filed *	Timely FROIs *	Compliance *	Payments Made *	Timely Payments *	Compliance *
Total	*	*	*	*	*	*
EVEREST REINS HOLDINGS GROUP TPA Administered Claims CA116 CORVEL ENTERPRISE COMP	1	1	100%	No Filings	No Filings	No Filings
TPA Total	1	1	100% ▲	No Filings	No Filings	No Filings
EVEREST REINS HOLDINGS GROUP Group Total	1	1	100% ▲	No Filings	No Filings	No Filings
FEDERATED MUTUAL INSURANCE CA091 FEDERATED MUTUAL INSURANCE CA092 FEDERATED SERVICE INSURANCE	FROIs Filed 5 1	Timely FROIs 4 1	Compliance 80% 100%	Payments Made 4 1	Timely Payments 3 1	Compliance 75% 100%
Total	6	5	83% ▼	5	4	80% ▼
FEDERATED MUTUAL INSURANCE Group Total	6	5	83% ▼	5	4	80% ▼
FUTURECOMP CA175 FUTURECOMP	FROIs Filed 53	Timely FROIs 53	Compliance 100%	Payments Made 12	Timely Payments 10	Compliance 83%
Total	53	53	100% ▲	12	10	83% ▼
FUTURECOMP Group Total	53	53	100% ▲	12	10	83% ▼
GALLAGHER BASSETT SERVICES CA190 GALLAGHER BASSETT SERVICES	FROIs Filed 101	Timely FROIs 75	Compliance 74%	Payments Made 40	Timely Payments 29	Compliance 73%
Total	101	75	74% ▼	40	29	73% ▼
GALLAGHER BASSETT SERVICES Group Total	101	75	74% ▼	40	29	73% ▼
GREAT AMERICAN INSURANCE CA192 GREAT AMERICAN ALLIANCE INSURANCE	FROIs Filed No Filings	Timely FROIs No Filings	Compliance No Filings	Payments Made 2	Timely Payments 1	Compliance 50%
Total	No Filings	No Filings	No Filings	2	1	50% ▼
GREAT AMERICAN INSURANCE TPA Administered Claims CA323 THE AMERICAN EQUITY UNDERWRITERS	1	0	0%	No Filings	No Filings	No Filings
TPA Total	1	0	0% ▼	No Filings	No Filings	No Filings
GREAT AMERICAN INSURANCE Group Total	1	0	0% ▼	2	1	50% ▼
GREAT FALLS INSURANCE GREAT FALLS INSURANCE	FROIs Filed *	Timely FROIs *	Compliance *	Payments Made *	Timely Payments *	Compliance *
Total	*	*	*	*	*	*
GREAT FALLS INSURANCE TPA Administered Claims CA070 CANNON COCHRAN MANAGEMENT SERVICES	3	3	100%	1	1	100%
TPA Total	3	3	100% ▲	1	1	100% ▲
GREAT FALLS INSURANCE Group Total	3	3	100% ▲	1	1	100% ▲

Maine Workers' Compensation Board

Lost Time FROI Filing Benchmark: 85%

Initial Indemnity Payment Benchmark: 87%

▲ Indicates benchmark met or exceeded

▼ Indicates benchmark not met

INSURANCE GROUP COMPLIANCE

Lost Time FROI and Initial Indemnity Payments

Second Quarter

4/1/2019 - 6/30/2019

Insurance Company	Total Lost Time FROIs Filed	Lost Time FROIs Filed Timely	Compliance Percentage	Total Initial Indemnity Payments Made	Initial Indemnity Payments Made Timely	Compliance Percentage
GUARD INSURANCE	FROIs Filed	Timely FROIs	Compliance	Payments Made	Timely Payments	Compliance
CA019 AMGUARD INSURANCE	6	2	33%	1	0	0%
CA140 EASTGUARD INSURANCE	3	3	100%	No Filings	No Filings	No Filings
CA272 NORGUARD INSURANCE	6	2	33%	1	1	100%
Total	15	7	47% ▼	2	1	50% ▼
GUARD INSURANCE Group Total	15	7	47% ▼	2	1	50% ▼
HANNAFORD BROTHERS	FROIs Filed	Timely FROIs	Compliance	Payments Made	Timely Payments	Compliance
CA201 HANNAFORD BROTHERS	63	33	52%	30	17	57%
Total	63	33	52% ▼	30	17	57% ▼
HANNAFORD BROTHERS Group Total	63	33	52% ▼	30	17	57% ▼
HANOVER INSURANCE	FROIs Filed	Timely FROIs	Compliance	Payments Made	Timely Payments	Compliance
CA428 ALLMERICA FINANCIAL BENEFIT INSURANCE	4	3	75%	2	0	0%
CA048 CITIZENS INSURANCE COMPANY OF AMERICA	4	2	50%	2	2	100%
CA202 HANOVER INSURANCE	9	6	67%	4	3	75%
CA228 MASSACHUSETTS BAY INSURANCE	8	5	63%	3	3	100%
Total	25	16	64% ▼	11	8	73% ▼
HANOVER INSURANCE Group Total	25	16	64% ▼	11	8	73% ▼
HARTFORD INSURANCE	FROIs Filed	Timely FROIs	Compliance	Payments Made	Timely Payments	Compliance
CA188 HARTFORD ACCIDENT & INDEMNITY	2	2	100%	1	1	100%
CA185 HARTFORD CASUALTY INSURANCE	2	2	100%	1	1	100%
CA203 HARTFORD FIRE INSURANCE	2	2	100%	1	1	100%
CA186 HARTFORD INSURANCE COMPANY OF THE MIDWEST	1	1	100%	1	1	100%
CA187 HARTFORD UNDERWRITERS INSURANCE	2	1	50%	1	0	0%
CA288 PROPERTY & CASUALTY INSURANCE COMPANY OF HARTFORD	18	12	67%	7	6	86%
CA296 SENTINEL INSURANCE	3	2	67%	1	0	0%
CA319 TRUMBULL INSURANCE	*	*	*	*	*	*
CA321 TWIN CITY FIRE INSURANCE	1	0	0%	1	1	100%
Total	31	22	71% ▼	14	11	79% ▼
HARTFORD INSURANCE TPA Administered Claims						
CA070 CANNON COCHRAN MANAGEMENT SERVICES	4	4	100%	2	2	100%
CA116 CORVEL ENTERPRISE COMP	2	1	50%	No Filings	No Filings	No Filings
CA300 SEDGWICK CLAIMS MANAGEMENT SERVICES	3	3	100%	No Filings	No Filings	No Filings
TPA Total	9	8	89% ▲	2	2	100% ▲
HARTFORD INSURANCE Group Total	40	30	75% ▼	16	13	81% ▼

Maine Workers' Compensation Board

Lost Time FROI Filing Benchmark: 85%

Initial Indemnity Payment Benchmark: 87%

▲ Indicates benchmark met or exceeded

▼ Indicates benchmark not met

INSURANCE GROUP COMPLIANCE

Lost Time FROI and Initial Indemnity Payments

Second Quarter

4/1/2019 - 6/30/2019

Insurance Company	Total Lost Time FROIs Filed	Lost Time FROIs Filed Timely	Compliance Percentage	Total Initial Indemnity Payments Made	Initial Indemnity Payments Made Timely	Compliance Percentage
HELMSMAN MANAGEMENT SERVICES	FROIs Filed	Timely FROIs	Compliance	Payments Made	Timely Payments	Compliance
CA204 HELMSMAN MANAGEMENT SERVICES	5	5	100%	1	1	100%
Total	5	5	100% ▲	1	1	100% ▲
HELMSMAN MANAGEMENT SERVICES Group Total	5	5	100% ▲	1	1	100% ▲
LIBERTY MUTUAL INSURANCE	FROIs Filed	Timely FROIs	Compliance	Payments Made	Timely Payments	Compliance
CA003 AMERICAN FIRE & CASUALTY INSURANCE	3	3	100%	3	3	100%
CA380 EMPLOYERS INSURANCE OF WAUSAU	*	*	*	*	*	*
CA210 LIBERTY MUTUAL INSURANCE	50	34	68%	16	13	81%
CA406 OHIO CASUALTY INSURANCE	4	2	50%	1	1	100%
CA407 OHIO SECURITY INSURANCE	3	1	33%	2	0	0%
CA408 WEST AMERICAN INSURANCE	1	0	0%	No Filings	No Filings	No Filings
Total	61	40	66% ▼	22	17	77% ▼
LIBERTY MUTUAL INSURANCE Group Total	61	40	66% ▼	22	17	77% ▼
MAINE AUTOMOBILE DEALERS ASSOCIATION	FROIs Filed	Timely FROIs	Compliance	Payments Made	Timely Payments	Compliance
CA220 MAINE AUTOMOBILE DEALERS ASSOCIATION	24	23	96%	12	11	92%
Total	24	23	96% ▲	12	11	92% ▲
MAINE AUTOMOBILE DEALERS ASSOCIATION Group Total	24	23	96% ▲	12	11	92% ▲
MAINE EMPLOYERS' MUTUAL INSURANCE	FROIs Filed	Timely FROIs	Compliance	Payments Made	Timely Payments	Compliance
CA260 MAINE EMPLOYERS' MUTUAL INSURANCE	1122	919	82%	278	249	90%
Total	1122	919	82% ▼	278	249	90% ▲
MAINE EMPLOYERS' MUTUAL INSURANCE Group Total	1122	919	82% ▼	278	249	90% ▲
MAINE HEALTHCARE ASSOCIATION	FROIs Filed	Timely FROIs	Compliance	Payments Made	Timely Payments	Compliance
CA234 MAINE HEALTHCARE ASSOCIATION	24	21	88%	No Filings	No Filings	No Filings
Total	24	21	88% ▲	No Filings	No Filings	No Filings
MAINE HEALTHCARE ASSOCIATION Group Total	24	21	88% ▲	No Filings	No Filings	No Filings
MAINE MOTOR TRANSPORT ASSOCIATION	FROIs Filed	Timely FROIs	Compliance	Payments Made	Timely Payments	Compliance
CA230 MAINE MOTOR TRANSPORT ASSOCIATION	45	43	96%	6	6	100%
Total	45	43	96% ▲	6	6	100% ▲
MAINE MOTOR TRANSPORT ASSOCIATION Group Total	45	43	96% ▲	6	6	100% ▲
MAINE MUNICIPAL ASSOCIATION	FROIs Filed	Timely FROIs	Compliance	Payments Made	Timely Payments	Compliance
CA225 MAINE MUNICIPAL ASSOCIATION	199	188	94%	59	55	93%
Total	199	188	94% ▲	59	55	93% ▲
MAINE MUNICIPAL ASSOCIATION Group Total	199	188	94% ▲	59	55	93% ▲

Maine Workers' Compensation Board

Lost Time FROI Filing Benchmark: 85%

Initial Indemnity Payment Benchmark: 87%

▲ Indicates benchmark met or exceeded

▼ Indicates benchmark not met

INSURANCE GROUP COMPLIANCE

Lost Time FROI and Initial Indemnity Payments

Second Quarter

4/1/2019 - 6/30/2019

Insurance Company	Total Lost Time FROIs Filed	Lost Time FROIs Filed Timely	Compliance Percentage	Total Initial Indemnity Payments Made	Initial Indemnity Payments Made Timely	Compliance Percentage
MAINE SCHOOL MANAGEMENT ASSOCIATION	FROIs Filed	Timely FROIs	Compliance	Payments Made	Timely Payments	Compliance
CA250 MAINE SCHOOL MANAGEMENT ASSOCIATION	82	77	94%	22	19	86%
Total	82	77	94% ▲	22	19	86% ▼
MAINE SCHOOL MANAGEMENT ASSOCIATION Group Total	82	77	94% ▲	22	19	86% ▼
MEADOWBROOK INSURANCE	FROIs Filed	Timely FROIs	Compliance	Payments Made	Timely Payments	Compliance
CA255 MEADOWBROOK INSURANCE	*	*	*	*	*	*
Total	*	*	*	*	*	*
MEADOWBROOK INSURANCE Group Total	*	*	*	*	*	*
NATIONAL INTERSTATE INSURANCE	FROIs Filed	Timely FROIs	Compliance	Payments Made	Timely Payments	Compliance
CA267 NATIONAL INTERSTATE INSURANCE COMPANY	*	*	*	*	*	*
Total	*	*	*	*	*	*
NATIONAL INTERSTATE INSURANCE Group Total	*	*	*	*	*	*
NEXT LEVEL ADMINISTRATOR LLC	FROIs Filed	Timely FROIs	Compliance	Payments Made	Timely Payments	Compliance
CA433 NEXT LEVEL ADMINISTRATOR LLC	No Filings	No Filings	No Filings	1	1	100%
Total	No Filings	No Filings	No Filings ▲	1	1	100% ▲
NEXT LEVEL ADMINISTRATOR LLC Group Total	No Filings	No Filings	No Filings ▲	1	1	100% ▲
NGM INSURANCE	FROIs Filed	Timely FROIs	Compliance	Payments Made	Timely Payments	Compliance
CA265 NGM INSURANCE	2	0	0%	1	0	0%
Total	2	0	0% ▼	1	0	0% ▼
NGM INSURANCE Group Total	2	0	0% ▼	1	0	0% ▼
NORTH RIVER INSURANCE	FROIs Filed	Timely FROIs	Compliance	Payments Made	Timely Payments	Compliance
CA257 NORTH RIVER INSURANCE	*	*	*	*	*	*
Total	*	*	*	*	*	*
NORTH RIVER INSURANCE TPA Administered Claims						
CA040 BROADSPIRE SERVICES	1	1	100%	No Filings	No Filings	No Filings
TPA Total	1	1	100% ▲	No Filings	No Filings	No Filings
NORTH RIVER INSURANCE Group Total	1	1	100% ▲	No Filings	No Filings	No Filings

INSURANCE GROUP COMPLIANCE

Lost Time FROI and Initial Indemnity Payments

Second Quarter

4/1/2019 - 6/30/2019

Insurance Company	Total Lost Time FROIs Filed	Lost Time FROIs Filed Timely	Compliance Percentage	Total Initial Indemnity Payments Made	Initial Indemnity Payments Made Timely	Compliance Percentage
OLD REPUBLIC INSURANCE	FROIs Filed	Timely FROIs	Compliance	Payments Made	Timely Payments	Compliance
OLD REPUBLIC GENERAL INSURANCE CORP.	*	*	*	*	*	*
OLD REPUBLIC INSURANCE	*	*	*	*	*	*
Total	*	*	*	*	*	*
OLD REPUBLIC INSURANCE TPA Administered Claims						
CA070 CANNON COCHRAN MANAGEMENT SERVICES	14	13	93%	7	7	100%
CA110 CONSTITUTION STATE SERVICES	*	*	*	*	*	*
CA116 CORVEL ENTERPRISE COMP	*	*	*	*	*	*
CA160 ESIS	1	0	0%	No Filings	No Filings	No Filings
CA190 GALLAGHER BASSETT SERVICES	4	3	75%	1	1	100%
CA204 HELMSMAN MANAGEMENT SERVICES	*	*	*	*	*	*
CA300 SEDGWICK CLAIMS MANAGEMENT SERVICES	8	6	75%	4	4	100%
TPA Total	27	22	81% ▼	12	12	100% ▲
OLD REPUBLIC INSURANCE Group Total	27	22	81% ▼	12	12	100% ▲
PENNSYLVANIA MFG ASSN	FROIs Filed	Timely FROIs	Compliance	Payments Made	Timely Payments	Compliance
MANUFACTURERS ALLIANCE INSURANCE	*	*	*	*	*	*
PENNSYLVANIA MFG ASSN	*	*	*	*	*	*
PENNSYLVANIA MFG INDEMNITY CO	*	*	*	*	*	*
Total	*	*	*	*	*	*
PENNSYLVANIA MFG ASSN TPA Administered Claims						
CA190 GALLAGHER BASSETT SERVICES	10	4	40%	7	3	43%
CA323 THE AMERICAN EQUITY UNDERWRITERS	*	*	*	*	*	*
TPA Total	10	4	40% ▼	7	3	43% ▼
PENNSYLVANIA MFG ASSN Group Total	10	4	40% ▼	7	3	43% ▼
QBE INSURANCE GROUP	FROIs Filed	Timely FROIs	Compliance	Payments Made	Timely Payments	Compliance
QBE INSURANCE GROUP	*	*	*	*	*	*
Total	*	*	*	*	*	*
QBE INSURANCE GROUP TPA Administered Claims						
CA300 SEDGWICK CLAIMS MANAGEMENT SERVICES	8	8	100%	2	2	100%
TPA Total	8	8	100% ▲	2	2	100% ▲
QBE INSURANCE GROUP Group Total	8	8	100% ▲	2	2	100% ▲

Maine Workers' Compensation Board

Lost Time FROI Filing Benchmark: 85%

Initial Indemnity Payment Benchmark: 87%

▲ Indicates benchmark met or exceeded

▼ Indicates benchmark not met

INSURANCE GROUP COMPLIANCE

Lost Time FROI and Initial Indemnity Payments

Second Quarter

4/1/2019 - 6/30/2019

Insurance Company	Total Lost Time FROIs Filed	Lost Time FROIs Filed Timely	Compliance Percentage	Total Initial Indemnity Payments Made	Initial Indemnity Payments Made Timely	Compliance Percentage
SAFETY NATIONAL CASUALTY CORP	FROIs Filed	Timely FROIs	Compliance	Payments Made	Timely Payments	Compliance
SAFETY NATIONAL CASUALTY CORP	*	*	*	*	*	*
Total	*	*	*	*	*	*
SAFETY NATIONAL CASUALTY CORP TPA Administered Claims						
CA040 BROADSPIRE SERVICES	3	3	100%	No Filings	No Filings	No Filings
CA070 CANNON COCHRAN MANAGEMENT SERVICES	1	0	0%	1	1	100%
CA116 CORVEL ENTERPRISE COMP	8	5	63%	1	0	0%
CA160 ESIS	1	0	0%	No Filings	No Filings	No Filings
CA190 GALLAGHER BASSETT SERVICES	3	3	100%	2	1	50%
CA300 SEDGWICK CLAIMS MANAGEMENT SERVICES	13	13	100%	No Filings	No Filings	No Filings
CA340 YORK RISK SERVICES	*	*	*	*	*	*
TPA Total	29	24	83% ▼	4	2	50% ▼
SAFETY NATIONAL CASUALTY CORP Group Total	29	24	83% ▼	4	2	50% ▼
SEDGWICK CLAIMS MANAGEMENT SERVICES	FROIs Filed	Timely FROIs	Compliance	Payments Made	Timely Payments	Compliance
CA300 SEDGWICK CLAIMS MANAGEMENT SERVICES	222	207	93%	46	45	98%
Total	222	207	93% ▲	46	45	98% ▲
SEDGWICK CLAIMS MANAGEMENT SERVICES Group Total	222	207	93% ▲	46	45	98% ▲
SENTRY INSURANCE	FROIs Filed	Timely FROIs	Compliance	Payments Made	Timely Payments	Compliance
CA207 FLORISTS MUTUAL INSURANCE	1	1	100%	No Filings	No Filings	No Filings
CA402 SENTRY CASUALTY	26	18	69%	13	12	92%
CA305 SENTRY INSURANCE	6	3	50%	4	4	100%
CA308 SENTRY SELECT INSURANCE	*	*	*	*	*	*
Total	33	22	67% ▼	17	16	94% ▲
SENTRY INSURANCE Group Total	33	22	67% ▼	17	16	94% ▲
SOMPO JAPAN INSURANCE	FROIs Filed	Timely FROIs	Compliance	Payments Made	Timely Payments	Compliance
SOMPO JAPAN INSURANCE COMPANY OF AMERICA	*	*	*	*	*	*
Total	*	*	*	*	*	*
SOMPO JAPAN INSURANCE TPA Administered Claims						
CA040 BROADSPIRE SERVICES	*	*	*	*	*	*
CA190 GALLAGHER BASSETT SERVICES	*	*	*	*	*	*
TPA Total	*	*	*	*	*	*
SOMPO JAPAN INSURANCE Group Total	*	*	*	*	*	*

Maine Workers' Compensation Board

Lost Time FROI Filing Benchmark: 85%

Initial Indemnity Payment Benchmark: 87%

▲ Indicates benchmark met or exceeded

▼ Indicates benchmark not met

INSURANCE GROUP COMPLIANCE

Lost Time FROI and Initial Indemnity Payments

Second Quarter

4/1/2019 - 6/30/2019

Insurance Company	Total Lost Time FROIs Filed	Lost Time FROIs Filed Timely	Compliance Percentage	Total Initial Indemnity Payments Made	Initial Indemnity Payments Made Timely	Compliance Percentage
STARR INDEMNITY INSURANCE	FROIs Filed	Timely FROIs	Compliance	Payments Made	Timely Payments	Compliance
STARR INDEMNITY INSURANCE	*	*	*	*	*	*
Total	*	*	*	*	*	*
STARR INDEMNITY INSURANCE TPA Administered Claims						
CA190 GALLAGHER BASSETT SERVICES	3	2	67%	2	2	100%
CA300 SEDGWICK CLAIMS MANAGEMENT SERVICES	2	2	100%	No Filings	No Filings	No Filings
TPA Total	5	4	80% ▼	2	2	100% ▲
STARR INDEMNITY INSURANCE Group Total	5	4	80% ▼	2	2	100% ▲
STATE OF MAINE WORKERS' COMPENSATION TRUST	FROIs Filed	Timely FROIs	Compliance	Payments Made	Timely Payments	Compliance
CA307 STATE OF MAINE WORKERS' COMPENSATION TRUST	135	126	93%	27	26	96%
Total	135	126	93% ▲	27	26	96% ▲
STATE OF MAINE WORKERS' COMPENSATION TRUST Group Total	135	126	93% ▲	27	26	96% ▲
SYNERNET	FROIs Filed	Timely FROIs	Compliance	Payments Made	Timely Payments	Compliance
CA320 SYNERNET	123	116	94%	24	23	96%
Total	123	116	94% ▲	24	23	96% ▲
SYNERNET Group Total	123	116	94% ▲	24	23	96% ▲
THE AMERICAN EQUITY UNDERWRITERS	FROIs Filed	Timely FROIs	Compliance	Payments Made	Timely Payments	Compliance
CA193 GREAT AMERICAN INSURANCE	*	*	*	*	*	*
CA323 THE AMERICAN EQUITY UNDERWRITERS	1	0	0%	No Filings	No Filings	No Filings
Total	1	0	0% ▼	No Filings	No Filings	No Filings
THE AMERICAN EQUITY UNDERWRITERS Group Total	1	0	0% ▼	No Filings	No Filings	No Filings

Maine Workers' Compensation Board

Lost Time FROI Filing Benchmark: 85%

Initial Indemnity Payment Benchmark: 87%

▲ Indicates benchmark met or exceeded

▼ Indicates benchmark not met

INSURANCE GROUP COMPLIANCE

Lost Time FROI and Initial Indemnity Payments

Second Quarter

4/1/2019 - 6/30/2019

Insurance Company	Total Lost Time FROIs Filed	Lost Time FROIs Filed Timely	Compliance Percentage	Total Initial Indemnity Payments Made	Initial Indemnity Payments Made Timely	Compliance Percentage
TRAVELERS INSURANCE	FROIs Filed	Timely FROIs	Compliance	Payments Made	Timely Payments	Compliance
CA072 CHARTER OAK FIRE INSURANCE	22	11	50%	8	7	88%
CA164 FARMINGTON CASUALTY	3	1	33%	1	1	100%
CA284 PHOENIX INSURANCE	*	*	*	*	*	*
CA306 STANDARD FIRE INSURANCE	4	3	75%	1	1	100%
CA347 TRAVELERS CASUALTY & SURETY	1	1	100%	No Filings	No Filings	No Filings
CA348 TRAVELERS CASUALTY INSURANCE COMPANY OF AMERICA	3	2	67%	2	0	0%
CA349 TRAVELERS COMMERCIAL CASUALTY	3	2	67%	2	0	0%
CA346 TRAVELERS INDEMNITY COMPANY OF AMERICA	No Filings	No Filings	No Filings	1	0	0%
CA345 TRAVELERS PROPERTY CASUALTY INSURANCE	2	2	100%	No Filings	No Filings	No Filings
Total	38	22	58% ▼	15	9	60% ▼
TRAVELERS INSURANCE TPA Administered Claims						
CA190 GALLAGHER BASSETT SERVICES	*	*	*	*	*	*
CA300 SEDGWICK CLAIMS MANAGEMENT SERVICES	2	2	100%	1	1	100%
CA340 YORK RISK SERVICES	1	1	100%	2	2	100%
TPA Total	3	3	100% ▲	3	3	100% ▲
TRAVELERS INSURANCE Group Total	41	25	61% ▼	18	12	67% ▼
TRISTAR RISK ENTERPRISE MANAGEMENT	FROIs Filed	Timely FROIs	Compliance	Payments Made	Timely Payments	Compliance
CA280 TRISTAR RISK ENTERPRISE MANAGEMENT	*	*	*	*	*	*
Total	*	*	*	*	*	*
TRISTAR RISK ENTERPRISE MANAGEMENT Group Total	*	*	*	*	*	*
UTICA INSURANCE	FROIs Filed	Timely FROIs	Compliance	Payments Made	Timely Payments	Compliance
CA324 UTICA NATIONAL INSURANCE	1	0	0%	1	0	0%
Total	1	0	0% ▼	1	0	0% ▼
UTICA INSURANCE Group Total	1	0	0% ▼	1	0	0% ▼
VANLINER INSURANCE	FROIs Filed	Timely FROIs	Compliance	Payments Made	Timely Payments	Compliance
CA379 VANLINER INSURANCE	*	*	*	*	*	*
Total	*	*	*	*	*	*
VANLINER INSURANCE Group Total	*	*	*	*	*	*

INSURANCE GROUP COMPLIANCE

Lost Time FROI and Initial Indemnity Payments

Second Quarter

4/1/2019 - 6/30/2019

Insurance Company	Total Lost Time FROIs Filed	Lost Time FROIs Filed Timely	Compliance Percentage	Total Initial Indemnity Payments Made	Initial Indemnity Payments Made Timely	Compliance Percentage
XL INSURANCE	FROIs Filed	Timely FROIs	Compliance	Payments Made	Timely Payments	Compliance
CA384 XL INSURANCE	*	*	*	*	*	*
Total	*	*	*	*	*	*
XL INSURANCE TPA Administered Claims						
CA116 CORVEL ENTERPRISE COMP	3	1	33%	No Filings	No Filings	No Filings
CA117 COTTINGHAM & BUTLER CLAIMS SERVICES	No Filings	No Filings	No Filings	1	0	0%
CA160 ESIS	2	2	100%	No Filings	No Filings	No Filings
CA190 GALLAGHER BASSETT SERVICES	17	12	71%	5	3	60%
CA300 SEDGWICK CLAIMS MANAGEMENT SERVICES	12	12	100%	No Filings	No Filings	No Filings
TPA Total	34	27	79% ▼	6	3	50% ▼
XL INSURANCE Group Total	34	27	79% ▼	6	3	50% ▼
YORK RISK SERVICES	FROIs Filed	Timely FROIs	Compliance	Payments Made	Timely Payments	Compliance
CA340 YORK RISK SERVICES	7	6	86%	3	3	100%
Total	7	6	86% ▲	3	3	100% ▲
YORK RISK SERVICES Group Total	7	6	86% ▲	3	3	100% ▲
ZURICH INSURANCE	FROIs Filed	Timely FROIs	Compliance	Payments Made	Timely Payments	Compliance
CA022 AMERICAN ZURICH	5	3	60%	2	1	50%
CA400 ZURICH AMERICAN INSURANCE	2	1	50%	No Filings	No Filings	No Filings
CA404 ZURICH AMERICAN INSURANCE COMPANY OF ILLINOIS	*	*	*	*	*	*
Total	7	4	57% ▼	2	1	50% ▼
ZURICH INSURANCE TPA Administered Claims						
CA116 CORVEL ENTERPRISE COMP	1	0	0%	1	1	100%
CA160 ESIS	5	4	80%	2	2	100%
CA190 GALLAGHER BASSETT SERVICES	16	16	100%	7	6	86%
CA204 HELMSMAN MANAGEMENT SERVICES	*	*	*	*	*	*
CA300 SEDGWICK CLAIMS MANAGEMENT SERVICES	8	7	88%	3	3	100%
TPA Total	30	27	90% ▲	13	12	92% ▲
ZURICH INSURANCE Group Total	37	31	84% ▼	15	13	87% ▲

Maine Workers' Compensation Board

Lost Time FROI Filing Benchmark: 85%

Initial Indemnity Payment Benchmark: 87%

▲ Indicates benchmark met or exceeded

▼ Indicates benchmark not met

Appendix B

**Insurance Group Compliance
Initial MOP and Initial Indemnity NOC Filings
Second Quarter 2019
4/1/2019-6/30/2019**

INSURANCE GROUP COMPLIANCE
Initial MOP and Initial Indemnity NOC Filings
Second Quarter
4/1/2019 - 6/30/2019

Insurance Company	Total Initial MOPs Filed	Initial MOPs Filed Timely	Compliance Percentage	Total Initial Indemnity NOCs Filed	Initial Indemnity NOCs Filed Timely	Compliance Percentage
ACADIA INSURANCE	MOPs Filed	Timely MOPs	Compliance	NOCs Filed	Timely NOCs	Compliance
CA010 ACADIA INSURANCE	11	10	91%	14	11	79%
Total	11	10	91% ▲	14	11	79% ▼
ACADIA INSURANCE Group Total	11	10	91% ▲	14	11	79% ▼
ACCIDENT FUND INSURANCE	MOPs Filed	Timely MOPs	Compliance	NOCs Filed	Timely NOCs	Compliance
CA004 ACCIDENT FUND INSURANCE	*	*	*	*	*	*
Total	*	*	*	*	*	*
ACCIDENT FUND INSURANCE TPA Administered Claims						
CA070 CANNON COCHRAN MANAGEMENT SERVICES	No Filings	No Filings	No Filings	No Filings	No Filings	No Filings
CA190 GALLAGHER BASSETT SERVICES	2	0	0%	No Filings	No Filings	No Filings
TPA Total	2	0	0% ▼	No Filings	No Filings	No Filings
ACCIDENT FUND INSURANCE Group Total	2	0	0% ▼	No Filings	No Filings	No Filings
AIG INSURANCE	MOPs Filed	Timely MOPs	Compliance	NOCs Filed	Timely NOCs	Compliance
CA015 AIG CLAIMS, INC	11	11	100%	9	9	100%
Total	11	11	100% ▲	9	9	100% ▲
AIG INSURANCE TPA Administered Claims						
CA040 BROADSPIRE SERVICES	3	2	67%	No Filings	No Filings	No Filings
CA160 ESIS	7	6	86%	5	5	100%
CA190 GALLAGHER BASSETT SERVICES	4	4	100%	6	6	100%
CA300 SEDGWICK CLAIMS MANAGEMENT SERVICES	5	4	80%	5	5	100%
TPA Total	19	16	84% ▼	16	16	100% ▲
AIG INSURANCE Group Total	30	27	90% ▲	25	25	100% ▲
AMTRUST INSURANCE	MOPs Filed	Timely MOPs	Compliance	NOCs Filed	Timely NOCs	Compliance
CA437 SECURITY NATIONAL INSURANCE	*	*	*	*	*	*
CA342 TECHNOLOGY INSURANCE	4	3	75%	2	2	100%
CA381 WESCO INSURANCE	5	5	100%	1	1	100%
Total	9	8	89% ▲	3	3	100% ▲
AMTRUST INSURANCE Group Total	9	8	89% ▲	3	3	100% ▲

Maine Workers' Compensation Board

Initial MOP Filing Benchmark: 85%

Initial Indemnity NOC Benchmark: 90%

▲ Indicates benchmark met or exceeded

▼ Indicates benchmark not met

INSURANCE GROUP COMPLIANCE
Initial MOP and Initial Indemnity NOC Filings
Second Quarter
4/1/2019 - 6/30/2019

Insurance Company	Total Initial MOPs Filed	Initial MOPs Filed Timely	Compliance Percentage	Total Initial Indemnity NOCs Filed	Initial Indemnity NOCs Filed Timely	Compliance Percentage
ARCH INSURANCE	MOPs Filed	Timely MOPs	Compliance	NOCs Filed	Timely NOCs	Compliance
ARCH INSURANCE	*	*	*	*	*	*
Total	*	*	*	*	*	*
ARCH INSURANCE TPA Administered Claims						
CA040 BROADSPIRE SERVICES	No Filings	No Filings	No Filings	No Filings	No Filings	No Filings
CA116 CORVEL ENTERPRISE COMP	No Filings	No Filings	No Filings	No Filings	No Filings	No Filings
CA117 COTTINGHAM & BUTLER CLAIMS SERVICES	2	1	50%	1	1	100%
CA160 ESIS	1	1	100%	No Filings	No Filings	No Filings
CA190 GALLAGHER BASSETT SERVICES	1	1	100%	No Filings	No Filings	No Filings
CA204 HELMSMAN MANAGEMENT SERVICES	*	*	*	*	*	*
CA300 SEDGWICK CLAIMS MANAGEMENT SERVICES	1	1	100%	No Filings	No Filings	No Filings
CA340 YORK RISK SERVICES	1	1	100%	No Filings	No Filings	No Filings
TPA Total	6	5	83% ▼	1	1	100% ▲
ARCH INSURANCE Group Total	6	5	83% ▼	1	1	100% ▲
BATH IRON WORKS	MOPs Filed	Timely MOPs	Compliance	NOCs Filed	Timely NOCs	Compliance
CA036 BATH IRON WORKS	13	13	100%	2	2	100%
Total	13	13	100% ▲	2	2	100% ▲
BATH IRON WORKS Group Total	13	13	100% ▲	2	2	100% ▲
BERKSHIRE HATHAWAY INSURANCE	MOPs Filed	Timely MOPs	Compliance	NOCs Filed	Timely NOCs	Compliance
CA114 BERKSHIRE HATHAWAY HOMESTATE INSURANCE	2	0	0%	No Filings	No Filings	No Filings
CA293 REDWOOD FIRE AND CASUALTY INSURANCE	1	0	0%	No Filings	No Filings	No Filings
Total	3	0	0% ▼	No Filings	No Filings	No Filings
BERKSHIRE HATHAWAY INSURANCE Group Total	3	0	0% ▼	No Filings	No Filings	No Filings
BROADSPIRE SERVICES	MOPs Filed	Timely MOPs	Compliance	NOCs Filed	Timely NOCs	Compliance
CA040 BROADSPIRE SERVICES	3	2	67%	2	2	100%
Total	3	2	67% ▼	2	2	100% ▲
BROADSPIRE SERVICES Group Total	3	2	67% ▼	2	2	100% ▲
CANNON COCHRAN MANAGEMENT SERVICES	MOPs Filed	Timely MOPs	Compliance	NOCs Filed	Timely NOCs	Compliance
CA070 CANNON COCHRAN MANAGEMENT SERVICES	34	31	91%	20	19	95%
Total	34	31	91% ▲	20	19	95% ▲
CANNON COCHRAN MANAGEMENT SERVICES Group Total	34	31	91% ▲	20	19	95% ▲
CHEROKEE INSURANCE	MOPs Filed	Timely MOPs	Compliance	NOCs Filed	Timely NOCs	Compliance
CA044 CHEROKEE INSURANCE	*	*	*	*	*	*
Total	*	*	*	*	*	*
CHEROKEE INSURANCE Group Total	*	*	*	*	*	*

INSURANCE GROUP COMPLIANCE
Initial MOP and Initial Indemnity NOC Filings
Second Quarter
4/1/2019 - 6/30/2019

Insurance Company	Total Initial MOPs Filed	Initial MOPs Filed Timely	Compliance Percentage	Total Initial Indemnity NOCs Filed	Initial Indemnity NOCs Filed Timely	Compliance Percentage
CHUBB INSURANCE	MOPs Filed	Timely MOPs	Compliance	NOCs Filed	Timely NOCs	Compliance
ACE AMERICAN INSURANCE COMPANY	*	*	*	*	*	*
ACE INSURANCE	*	*	*	*	*	*
CHUBB INSURANCE	*	*	*	*	*	*
FEDERAL INSURANCE	*	*	*	*	*	*
INDEMNITY INS CO OF NORTH AMERICA	*	*	*	*	*	*
PACIFIC INDEMNITY CO	*	*	*	*	*	*
Total	*	*	*	*	*	*
CHUBB INSURANCE TPA Administered Claims						
CA040 BROADSPIRE SERVICES	No Filings	No Filings	No Filings	1	1	100%
CA070 CANNON COCHRAN MANAGEMENT SERVICES	2	2	100%	1	1	100%
CA110 CONSTITUTION STATE SERVICES	1	1	100%	7	6	86%
CA116 CORVEL ENTERPRISE COMP	3	1	33%	No Filings	No Filings	No Filings
CA117 COTTINGHAM & BUTLER CLAIMS SERVICES	*	*	*	*	*	*
CA160 ESIS	6	4	67%	5	4	80%
CA190 GALLAGHER BASSETT SERVICES	8	6	75%	1	0	0%
CA204 HELMSMAN MANAGEMENT SERVICES	No Filings	No Filings	No Filings	1	1	100%
CA300 SEDGWICK CLAIMS MANAGEMENT SERVICES	26	26	100%	17	17	100%
CA340 YORK RISK SERVICES	No Filings	No Filings	No Filings	No Filings	No Filings	No Filings
TPA Total	46	40	87% ▲	33	30	91% ▲
CHUBB INSURANCE Group Total	46	40	87% ▲	33	30	91% ▲
CIANBRO CORPORATION	MOPs Filed	Timely MOPs	Compliance	NOCs Filed	Timely NOCs	Compliance
CA085 CIANBRO CORPORATION	No Filings	No Filings	No Filings	1	1	100%
Total	No Filings	No Filings	No Filings	1	1	100% ▲
CIANBRO CORPORATION Group Total	No Filings	No Filings	No Filings	1	1	100% ▲
CLAIMS MANAGEMENT (WALMART)	MOPs Filed	Timely MOPs	Compliance	NOCs Filed	Timely NOCs	Compliance
CA100 CLAIMS MANAGEMENT (WALMART)	11	8	73%	18	15	83%
Total	11	8	73% ▼	18	15	83% ▼
CLAIMS MANAGEMENT (WALMART) Group Total	11	8	73% ▼	18	15	83% ▼
CNA INSURANCE	MOPs Filed	Timely MOPs	Compliance	NOCs Filed	Timely NOCs	Compliance
CA050 CONTINENTAL CASUALTY	2	0	0%	No Filings	No Filings	No Filings
CA271 NATIONAL FIRE INSURANCE	No Filings	No Filings	No Filings	No Filings	No Filings	No Filings
Total	2	0	0% ▼	No Filings	No Filings	No Filings
CNA INSURANCE TPA Administered Claims						
CA190 GALLAGHER BASSETT SERVICES	No Filings	No Filings	No Filings	No Filings	No Filings	No Filings
TPA Total	No Filings	No Filings	No Filings	No Filings	No Filings	No Filings
CNA INSURANCE Group Total	2	0	0% ▼	No Filings	No Filings	No Filings

Maine Workers' Compensation Board

Initial MOP Filing Benchmark: 85%

Initial Indemnity NOC Benchmark: 90%

▲ Indicates benchmark met or exceeded

▼ Indicates benchmark not met

INSURANCE GROUP COMPLIANCE
Initial MOP and Initial Indemnity NOC Filings
Second Quarter
4/1/2019 - 6/30/2019

Insurance Company	Total Initial MOPs Filed	Initial MOPs Filed Timely	Compliance Percentage	Total Initial Indemnity NOCs Filed	Initial Indemnity NOCs Filed Timely	Compliance Percentage
CONSTITUTION STATE SERVICES	MOPs Filed	Timely MOPs	Compliance	NOCs Filed	Timely NOCs	Compliance
CA110 CONSTITUTION STATE SERVICES	1	1	100%	8	7	88%
Total	1	1	100% ▲	8	7	88% ▼
CONSTITUTION STATE SERVICES Group Total	1	1	100% ▲	8	7	88% ▼
CORVEL ENTERPRISE COMP	MOPs Filed	Timely MOPs	Compliance	NOCs Filed	Timely NOCs	Compliance
CA116 CORVEL ENTERPRISE COMP	5	1	20%	7	3	43%
Total	5	1	20% ▼	7	3	43% ▼
CORVEL ENTERPRISE COMP Group Total	5	1	20% ▼	7	3	43% ▼
COTTINGHAM & BUTLER CLAIMS SERVICES	MOPs Filed	Timely MOPs	Compliance	NOCs Filed	Timely NOCs	Compliance
CA117 COTTINGHAM & BUTLER CLAIMS SERVICES	3	1	33%	1	1	100%
Total	3	1	33% ▼	1	1	100% ▲
COTTINGHAM & BUTLER CLAIMS SERVICES Group Total	3	1	33% ▼	1	1	100% ▲
CROSS INSURANCE	MOPs Filed	Timely MOPs	Compliance	NOCs Filed	Timely NOCs	Compliance
CA093 CROSS INSURANCE	23	22	96%	72	72	100%
Total	23	22	96% ▲	72	72	100% ▲
CROSS INSURANCE Group Total	23	22	96% ▲	72	72	100% ▲
EASTERN ALLIANCE INSURANCE	MOPs Filed	Timely MOPs	Compliance	NOCs Filed	Timely NOCs	Compliance
CA141 EASTERN ALLIANCE INSURANCE	23	21	91%	4	4	100%
Total	23	21	91% ▲	4	4	100% ▲
EASTERN ALLIANCE INSURANCE Group Total	23	21	91% ▲	4	4	100% ▲
ELECTRIC INSURANCE	MOPs Filed	Timely MOPs	Compliance	NOCs Filed	Timely NOCs	Compliance
CA150 ELECTRIC INSURANCE	*	*	*	*	*	*
Total	*	*	*	*	*	*
ELECTRIC INSURANCE TPA Administered Claims						
CA300 SEDGWICK CLAIMS MANAGEMENT SERVICES	2	2	100%	1	1	100%
TPA Total	2	2	100% ▲	1	1	100% ▲
ELECTRIC INSURANCE Group Total	2	2	100% ▲	1	1	100% ▲
ESIS	MOPs Filed	Timely MOPs	Compliance	NOCs Filed	Timely NOCs	Compliance
CA160 ESIS	19	15	79%	18	15	83%
Total	19	15	79% ▼	18	15	83% ▼
ESIS Group Total	19	15	79% ▼	18	15	83% ▼

INSURANCE GROUP COMPLIANCE
Initial MOP and Initial Indemnity NOC Filings
Second Quarter
4/1/2019 - 6/30/2019

Insurance Company	Total Initial MOPs Filed	Initial MOPs Filed Timely	Compliance Percentage	Total Initial Indemnity NOCs Filed	Initial Indemnity NOCs Filed Timely	Compliance Percentage
EVEREST REINS HOLDINGS GROUP	MOPs Filed	Timely MOPs	Compliance	NOCs Filed	Timely NOCs	Compliance
EVEREST REINS HOLDINGS	*	*	*	*	*	*
Total	*	*	*	*	*	*
EVEREST REINS HOLDINGS GROUP TPA Administered Claims						
CA116 CORVEL ENTERPRISE COMP	No Filings	No Filings	No Filings	No Filings	No Filings	No Filings
TPA Total	No Filings	No Filings	No Filings	No Filings	No Filings	No Filings
EVEREST REINS HOLDINGS GROUP Group Total	No Filings	No Filings	No Filings	No Filings	No Filings	No Filings
FEDERATED MUTUAL INSURANCE	MOPs Filed	Timely MOPs	Compliance	NOCs Filed	Timely NOCs	Compliance
CA091 FEDERATED MUTUAL INSURANCE	4	1	25%	No Filings	No Filings	No Filings
CA092 FEDERATED SERVICE INSURANCE	1	0	0%	No Filings	No Filings	No Filings
Total	5	1	20% ▼	No Filings	No Filings	No Filings
FEDERATED MUTUAL INSURANCE Group Total	5	1	20% ▼	No Filings	No Filings	No Filings
FUTURECOMP	MOPs Filed	Timely MOPs	Compliance	NOCs Filed	Timely NOCs	Compliance
CA175 FUTURECOMP	12	10	83%	14	14	100%
Total	12	10	83% ▼	14	14	100% ▲
FUTURECOMP Group Total	12	10	83% ▼	14	14	100% ▲
GALLAGHER BASSETT SERVICES	MOPs Filed	Timely MOPs	Compliance	NOCs Filed	Timely NOCs	Compliance
CA190 GALLAGHER BASSETT SERVICES	40	29	73%	13	10	77%
Total	40	29	73% ▼	13	10	77% ▼
GALLAGHER BASSETT SERVICES Group Total	40	29	73% ▼	13	10	77% ▼
GREAT AMERICAN INSURANCE	MOPs Filed	Timely MOPs	Compliance	NOCs Filed	Timely NOCs	Compliance
CA193 GREAT AMERICAN INSURANCE	2	0	0%	No Filings	No Filings	No Filings
Total	2	0	0% ▼	No Filings	No Filings	No Filings
GREAT AMERICAN INSURANCE TPA Administered Claims						
CA323 THE AMERICAN EQUITY UNDERWRITERS	No Filings	No Filings	No Filings	No Filings	No Filings	No Filings
TPA Total	No Filings	No Filings	No Filings	No Filings	No Filings	No Filings
GREAT AMERICAN INSURANCE Group Total	2	0	0% ▼	No Filings	No Filings	No Filings
GREAT FALLS INSURANCE	MOPs Filed	Timely MOPs	Compliance	NOCs Filed	Timely NOCs	Compliance
GREAT FALLS INSURANCE	*	*	*	*	*	*
Total	*	*	*	*	*	*
GREAT FALLS INSURANCE TPA Administered Claims						
CA070 CANNON COCHRAN MANAGEMENT SERVICES	1	1	100%	3	3	100%
TPA Total	1	1	100% ▲	3	3	100% ▲
GREAT FALLS INSURANCE Group Total	1	1	100% ▲	3	3	100% ▲

INSURANCE GROUP COMPLIANCE
Initial MOP and Initial Indemnity NOC Filings
Second Quarter
4/1/2019 - 6/30/2019

Insurance Company	Total Initial MOPs Filed	Initial MOPs Filed Timely	Compliance Percentage	Total Initial Indemnity NOCs Filed	Initial Indemnity NOCs Filed Timely	Compliance Percentage
GUARD INSURANCE	MOPs Filed	Timely MOPs	Compliance	NOCs Filed	Timely NOCs	Compliance
CA019 AMGUARD INSURANCE	1	0	0%	No Filings	No Filings	No Filings
CA140 EASTGUARD INSURANCE	No Filings	No Filings	No Filings	No Filings	No Filings	No Filings
CA272 NORGUARD INSURANCE	1	1	100%	No Filings	No Filings	No Filings
Total	2	1	50% ▼	No Filings	No Filings	No Filings
GUARD INSURANCE Group Total	2	1	50% ▼	No Filings	No Filings	No Filings
HANNAFORD BROTHERS	MOPs Filed	Timely MOPs	Compliance	NOCs Filed	Timely NOCs	Compliance
CA201 HANNAFORD BROTHERS	30	18	60%	5	3	60%
Total	30	18	60% ▼	5	3	60% ▼
HANNAFORD BROTHERS Group Total	30	18	60% ▼	5	3	60% ▼
HANOVER INSURANCE	MOPs Filed	Timely MOPs	Compliance	NOCs Filed	Timely NOCs	Compliance
CA428 ALLMERICA FINANCIAL BENEFIT INSURANCE	2	0	0%	2	2	100%
CA048 CITIZENS INSURANCE COMPANY OF AMERICA	2	2	100%	1	1	100%
CA202 HANOVER INSURANCE	4	4	100%	No Filings	No Filings	No Filings
CA228 MASSACHUSETTS BAY INSURANCE	3	2	67%	2	2	100%
Total	11	8	73% ▼	5	5	100% ▲
HANOVER INSURANCE Group Total	11	8	73% ▼	5	5	100% ▲
HARTFORD INSURANCE	MOPs Filed	Timely MOPs	Compliance	NOCs Filed	Timely NOCs	Compliance
CA188 HARTFORD ACCIDENT & INDEMNITY	1	1	100%	1	1	100%
CA185 HARTFORD CASUALTY INSURANCE	1	1	100%	1	0	0%
CA203 HARTFORD FIRE INSURANCE	1	1	100%	No Filings	No Filings	No Filings
CA186 HARTFORD INSURANCE COMPANY OF THE MIDWEST	1	1	100%	No Filings	No Filings	No Filings
CA187 HARTFORD UNDERWRITERS INSURANCE	1	0	0%	No Filings	No Filings	No Filings
CA288 PROPERTY & CASUALTY INSURANCE COMPANY OF HARTFORD	7	6	86%	5	4	80%
CA296 SENTINEL INSURANCE	1	1	100%	1	1	100%
CA319 TRUMBULL INSURANCE	*	*	*	*	*	*
CA321 TWIN CITY FIRE INSURANCE	1	1	100%	No Filings	No Filings	No Filings
Total	14	12	86% ▲	8	6	75% ▼
HARTFORD INSURANCE TPA Administered Claims						
CA070 CANNON COCHRAN MANAGEMENT SERVICES	2	2	100%	1	1	100%
CA116 CORVEL ENTERPRISE COMP	No Filings	No Filings	No Filings	4	1	25%
CA300 SEDGWICK CLAIMS MANAGEMENT SERVICES	No Filings	No Filings	No Filings	No Filings	No Filings	No Filings
TPA Total	2	2	100% ▲	5	2	40% ▼
HARTFORD INSURANCE Group Total	16	14	88% ▲	13	8	62% ▼

INSURANCE GROUP COMPLIANCE
Initial MOP and Initial Indemnity NOC Filings
Second Quarter
4/1/2019 - 6/30/2019

Insurance Company	Total Initial MOPs Filed	Initial MOPs Filed Timely	Compliance Percentage	Total Initial Indemnity NOCs Filed	Initial Indemnity NOCs Filed Timely	Compliance Percentage
HELMSMAN MANAGEMENT SERVICES	MOPs Filed	Timely MOPs	Compliance	NOCs Filed	Timely NOCs	Compliance
CA204 HELMSMAN MANAGEMENT SERVICES	1	1	100%	1	1	100%
Total	1	1	100% ▲	1	1	100% ▲
HELMSMAN MANAGEMENT SERVICES Group Total	1	1	100% ▲	1	1	100% ▲
LIBERTY MUTUAL INSURANCE	MOPs Filed	Timely MOPs	Compliance	NOCs Filed	Timely NOCs	Compliance
CA003 AMERICAN FIRE & CASUALTY INSURANCE	3	3	100%	No Filings	No Filings	No Filings
CA380 EMPLOYERS INSURANCE OF WAUSAU	*	*	*	*	*	*
CA210 LIBERTY MUTUAL INSURANCE	16	14	88%	7	7	100%
CA406 OHIO CASUALTY INSURANCE	1	1	100%	1	1	100%
CA407 OHIO SECURITY INSURANCE	2	1	50%	No Filings	No Filings	No Filings
CA408 WEST AMERICAN INSURANCE	No Filings	No Filings	No Filings	No Filings	No Filings	No Filings
Total	22	19	86% ▲	8	8	100% ▲
LIBERTY MUTUAL INSURANCE Group Total	22	19	86% ▲	8	8	100% ▲
MAINE AUTOMOBILE DEALERS ASSOCIATION	MOPs Filed	Timely MOPs	Compliance	NOCs Filed	Timely NOCs	Compliance
CA220 MAINE AUTOMOBILE DEALERS ASSOCIATION	12	12	100%	No Filings	No Filings	No Filings
Total	12	12	100% ▲	No Filings	No Filings	No Filings
MAINE AUTOMOBILE DEALERS ASSOCIATION Group Total	12	12	100% ▲	No Filings	No Filings	No Filings
MAINE EMPLOYERS' MUTUAL INSURANCE	MOPs Filed	Timely MOPs	Compliance	NOCs Filed	Timely NOCs	Compliance
CA260 MAINE EMPLOYERS' MUTUAL INSURANCE	278	244	88%	235	222	94%
Total	278	244	88% ▲	235	222	94% ▲
MAINE EMPLOYERS' MUTUAL INSURANCE Group Total	278	244	88% ▲	235	222	94% ▲
MAINE HEALTHCARE ASSOCIATION	MOPs Filed	Timely MOPs	Compliance	NOCs Filed	Timely NOCs	Compliance
CA234 MAINE HEALTHCARE ASSOCIATION	No Filings	No Filings	No Filings	2	2	100%
Total	No Filings	No Filings	No Filings	2	2	100% ▲
MAINE HEALTHCARE ASSOCIATION Group Total	No Filings	No Filings	No Filings	2	2	100% ▲
MAINE MOTOR TRANSPORT ASSOCIATION	MOPs Filed	Timely MOPs	Compliance	NOCs Filed	Timely NOCs	Compliance
CA230 MAINE MOTOR TRANSPORT ASSOCIATION	6	6	100%	7	7	100%
Total	6	6	100% ▲	7	7	100% ▲
MAINE MOTOR TRANSPORT ASSOCIATION Group Total	6	6	100% ▲	7	7	100% ▲
MAINE MUNICIPAL ASSOCIATION	MOPs Filed	Timely MOPs	Compliance	NOCs Filed	Timely NOCs	Compliance
CA225 MAINE MUNICIPAL ASSOCIATION	59	55	93%	43	42	98%
Total	59	55	93% ▲	43	42	98% ▲
MAINE MUNICIPAL ASSOCIATION Group Total	59	55	93% ▲	43	42	98% ▲

Maine Workers' Compensation Board

Initial MOP Filing Benchmark: 85%

Initial Indemnity NOC Benchmark: 90%

▲ Indicates benchmark met or exceeded

▼ Indicates benchmark not met

INSURANCE GROUP COMPLIANCE
Initial MOP and Initial Indemnity NOC Filings
Second Quarter
4/1/2019 - 6/30/2019

Insurance Company	Total Initial MOPs Filed	Initial MOPs Filed Timely	Compliance Percentage	Total Initial Indemnity NOCs Filed	Initial Indemnity NOCs Filed Timely	Compliance Percentage
MAINE SCHOOL MANAGEMENT ASSOCIATION	MOPs Filed	Timely MOPs	Compliance	NOCs Filed	Timely NOCs	Compliance
CA250 MAINE SCHOOL MANAGEMENT ASSOCIATION	22	21	95%	13	11	85%
Total	22	21	95% ▲	13	11	85% ▼
MAINE SCHOOL MANAGEMENT ASSOCIATION Group Total	22	21	95% ▲	13	11	85% ▼
MEADOWBROOK INSURANCE	MOPs Filed	Timely MOPs	Compliance	NOCs Filed	Timely NOCs	Compliance
CA255 MEADOWBROOK INSURANCE	*	*	*	*	*	*
Total	*	*	*	*	*	*
MEADOWBROOK INSURANCE Group Total	*	*	*	*	*	*
NATIONAL INTERSTATE INSURANCE	MOPs Filed	Timely MOPs	Compliance	NOCs Filed	Timely NOCs	Compliance
CA267 NATIONAL INTERSTATE INSURANCE COMPANY	*	*	*	*	*	*
Total	*	*	*	*	*	*
NATIONAL INTERSTATE INSURANCE Group Total	*	*	*	*	*	*
NEXT LEVEL ADMINISTRATOR LLC	MOPs Filed	Timely MOPs	Compliance	NOCs Filed	Timely NOCs	Compliance
CA433 NEXT LEVEL ADMINISTRATOR LLC	1	0	0%	No Filings	No Filings	No Filings
Total	1	0	0% ▼	No Filings	No Filings	No Filings
NEXT LEVEL ADMINISTRATOR LLC Group Total	1	0	0% ▼	No Filings	No Filings	No Filings
NGM INSURANCE	MOPs Filed	Timely MOPs	Compliance	NOCs Filed	Timely NOCs	Compliance
CA265 NGM INSURANCE	1	1	100%	No Filings	No Filings	No Filings
Total	1	1	100% ▲	No Filings	No Filings	No Filings
NGM INSURANCE Group Total	1	1	100% ▲	No Filings	No Filings	No Filings
NORTH RIVER INSURANCE	MOPs Filed	Timely MOPs	Compliance	NOCs Filed	Timely NOCs	Compliance
CA257 NORTH RIVER INSURANCE	*	*	*	*	*	*
Total	*	*	*	*	*	*
NORTH RIVER INSURANCE TPA Administered Claims						
CA040 BROADSPIRE SERVICES	No Filings	No Filings	No Filings	No Filings	No Filings	No Filings
TPA Total	No Filings	No Filings	No Filings	No Filings	No Filings	No Filings
NORTH RIVER INSURANCE Group Total	No Filings	No Filings	No Filings	No Filings	No Filings	No Filings

INSURANCE GROUP COMPLIANCE
Initial MOP and Initial Indemnity NOC Filings
Second Quarter
4/1/2019 - 6/30/2019

Insurance Company	Total Initial MOPs Filed	Initial MOPs Filed Timely	Compliance Percentage	Total Initial Indemnity NOCs Filed	Initial Indemnity NOCs Filed Timely	Compliance Percentage
OLD REPUBLIC INSURANCE	MOPs Filed	Timely MOPs	Compliance	NOCs Filed	Timely NOCs	Compliance
OLD REPUBLIC GENERAL INSURANCE CORP.	*	*	*	*	*	*
OLD REPUBLIC INSURANCE	*	*	*	*	*	*
Total	*	*	*	*	*	*
OLD REPUBLIC INSURANCE TPA Administered Claims						
CA070 CANNON COCHRAN MANAGEMENT SERVICES	7	7	100%	2	2	100%
CA110 CONSTITUTION STATE SERVICES	*	*	*	*	*	*
CA116 CORVEL ENTERPRISE COMP	*	*	*	*	*	*
CA160 ESIS	No Filings	No Filings	No Filings	No Filings	No Filings	No Filings
CA190 GALLAGHER BASSETT SERVICES	1	1	100%	1	1	100%
CA204 HELMSMAN MANAGEMENT SERVICES	*	*	*	*	*	*
CA300 SEDGWICK CLAIMS MANAGEMENT SERVICES	4	4	100%	1	1	100%
TPA Total	12	12	100% ▲	4	4	100% ▲
OLD REPUBLIC INSURANCE Group Total	12	12	100% ▲	4	4	100% ▲
PENNSYLVANIA MFG ASSN	MOPs Filed	Timely MOPs	Compliance	NOCs Filed	Timely NOCs	Compliance
MANUFACTURERS ALLIANCE INSURANCE	*	*	*	*	*	*
PENNSYLVANIA MFG ASSN	*	*	*	*	*	*
PENNSYLVANIA MFG INDEMNITY CO	*	*	*	*	*	*
Total	*	*	*	*	*	*
PENNSYLVANIA MFG ASSN TPA Administered Claims						
CA190 GALLAGHER BASSETT SERVICES	7	3	43%	2	2	100%
CA323 THE AMERICAN EQUITY UNDERWRITERS	*	*	*	*	*	*
TPA Total	7	3	43% ▼	2	2	100% ▲
PENNSYLVANIA MFG ASSN Group Total	7	3	43% ▼	2	2	100% ▲
QBE INSURANCE GROUP	MOPs Filed	Timely MOPs	Compliance	NOCs Filed	Timely NOCs	Compliance
QBE INSURANCE GROUP	*	*	*	*	*	*
Total	*	*	*	*	*	*
QBE INSURANCE GROUP TPA Administered Claims						
CA300 SEDGWICK CLAIMS MANAGEMENT SERVICES	2	2	100%	1	1	100%
TPA Total	2	2	100% ▲	1	1	100% ▲
QBE INSURANCE GROUP Group Total	2	2	100% ▲	1	1	100% ▲

INSURANCE GROUP COMPLIANCE
Initial MOP and Initial Indemnity NOC Filings
Second Quarter
4/1/2019 - 6/30/2019

Insurance Company	Total Initial MOPs Filed	Initial MOPs Filed Timely	Compliance Percentage	Total Initial Indemnity NOCs Filed	Initial Indemnity NOCs Filed Timely	Compliance Percentage
SAFETY NATIONAL CASUALTY CORP	MOPs Filed	Timely MOPs	Compliance	NOCs Filed	Timely NOCs	Compliance
SAFETY NATIONAL CASUALTY CORP	*	*	*	*	*	*
Total	*	*	*	*	*	*
SAFETY NATIONAL CASUALTY CORP TPA Administered Claims						
CA040 BROADSPIRE SERVICES	No Filings	No Filings	No Filings	1	1	100%
CA070 CANNON COCHRAN MANAGEMENT SERVICES	1	1	100%	No Filings	No Filings	No Filings
CA116 CORVEL ENTERPRISE COMP	1	0	0%	1	0	0%
CA160 ESIS	No Filings	No Filings	No Filings	No Filings	No Filings	No Filings
CA190 GALLAGHER BASSETT SERVICES	2	1	50%	No Filings	No Filings	No Filings
CA300 SEDGWICK CLAIMS MANAGEMENT SERVICES	No Filings	No Filings	No Filings	2	2	100%
CA340 YORK RISK SERVICES	*	*	*	*	*	*
TPA Total	4	2	50% ▼	4	3	75% ▼
SAFETY NATIONAL CASUALTY CORP Group Total	4	2	50% ▼	4	3	75% ▼
SEDGWICK CLAIMS MANAGEMENT SERVICES	MOPs Filed	Timely MOPs	Compliance	NOCs Filed	Timely NOCs	Compliance
CA300 SEDGWICK CLAIMS MANAGEMENT SERVICES	46	45	98%	43	43	100%
Total	46	45	98% ▲	43	43	100% ▲
SEDGWICK CLAIMS MANAGEMENT SERVICES Group Total	46	45	98% ▲	43	43	100% ▲
SENTRY INSURANCE	MOPs Filed	Timely MOPs	Compliance	NOCs Filed	Timely NOCs	Compliance
CA207 FLORISTS MUTUAL INSURANCE	No Filings	No Filings	No Filings	No Filings	No Filings	No Filings
CA402 SENTRY CASUALTY	13	12	92%	1	1	100%
CA305 SENTRY INSURANCE	4	4	100%	1	1	100%
CA308 SENTRY SELECT INSURANCE	*	*	*	*	*	*
Total	17	16	94% ▲	2	2	100% ▲
SENTRY INSURANCE Group Total	17	16	94% ▲	2	2	100% ▲
SOMPO JAPAN INSURANCE	MOPs Filed	Timely MOPs	Compliance	NOCs Filed	Timely NOCs	Compliance
SOMPO JAPAN INSURANCE COMPANY OF AMERICA	*	*	*	*	*	*
Total	*	*	*	*	*	*
SOMPO JAPAN INSURANCE TPA Administered Claims						
CA040 BROADSPIRE SERVICES	*	*	*	*	*	*
CA190 GALLAGHER BASSETT SERVICES	*	*	*	*	*	*
TPA Total	*	*	*	*	*	*
SOMPO JAPAN INSURANCE Group Total	*	*	*	*	*	*

Maine Workers' Compensation Board

Initial MOP Filing Benchmark: 85%

Initial Indemnity NOC Benchmark: 90%

▲ Indicates benchmark met or exceeded

▼ Indicates benchmark not met

INSURANCE GROUP COMPLIANCE
Initial MOP and Initial Indemnity NOC Filings
Second Quarter
4/1/2019 - 6/30/2019

Insurance Company	Total Initial MOPs Filed	Initial MOPs Filed Timely	Compliance Percentage	Total Initial Indemnity NOCs Filed	Initial Indemnity NOCs Filed Timely	Compliance Percentage
STARR INDEMNITY INSURANCE	MOPs Filed	Timely MOPs	Compliance	NOCs Filed	Timely NOCs	Compliance
STARR INDEMNITY INSURANCE	*	*	*	*	*	*
Total	*	*	*	*	*	*
STARR INDEMNITY INSURANCE TPA Administered Claims						
CA190 GALLAGHER BASSETT SERVICES	2	2	100%	1	0	0%
CA300 SEDGWICK CLAIMS MANAGEMENT SERVICES	No Filings	No Filings	No Filings	No Filings	No Filings	No Filings
TPA Total	2	2	100% ▲	1	0	0% ▼
STARR INDEMNITY INSURANCE Group Total	2	2	100% ▲	1	0	0% ▼
STATE OF MAINE WORKERS' COMPENSATION TRUST	MOPs Filed	Timely MOPs	Compliance	NOCs Filed	Timely NOCs	Compliance
CA307 STATE OF MAINE WORKERS' COMPENSATION TRUST	27	26	96%	22	21	95%
Total	27	26	96% ▲	22	21	95% ▲
STATE OF MAINE WORKERS' COMPENSATION TRUST Group Total	27	26	96% ▲	22	21	95% ▲
SYNERNET	MOPs Filed	Timely MOPs	Compliance	NOCs Filed	Timely NOCs	Compliance
CA320 SYNERNET	24	20	83%	36	35	97%
Total	24	20	83% ▼	36	35	97% ▲
SYNERNET Group Total	24	20	83% ▼	36	35	97% ▲
THE AMERICAN EQUITY UNDERWRITERS	MOPs Filed	Timely MOPs	Compliance	NOCs Filed	Timely NOCs	Compliance
CA193 GREAT AMERICAN INSURANCE	*	*	*	*	*	*
CA323 THE AMERICAN EQUITY UNDERWRITERS	No Filings	No Filings	No Filings	No Filings	No Filings	No Filings
Total	No Filings	No Filings	No Filings	No Filings	No Filings	No Filings
THE AMERICAN EQUITY UNDERWRITERS Group Total	No Filings	No Filings	No Filings	No Filings	No Filings	No Filings

INSURANCE GROUP COMPLIANCE
Initial MOP and Initial Indemnity NOC Filings
Second Quarter
4/1/2019 - 6/30/2019

Insurance Company	Total Initial MOPs Filed	Initial MOPs Filed Timely	Compliance Percentage	Total Initial Indemnity NOCs Filed	Initial Indemnity NOCs Filed Timely	Compliance Percentage
TRAVELERS INSURANCE	MOPs Filed	Timely MOPs	Compliance	NOCs Filed	Timely NOCs	Compliance
CA072 CHARTER OAK FIRE INSURANCE	8	5	63%	7	5	71%
CA164 FARMINGTON CASUALTY	1	0	0%	1	1	100%
CA284 PHOENIX INSURANCE	*	*	*	*	*	*
CA306 STANDARD FIRE INSURANCE	1	0	0%	2	2	100%
CA347 TRAVELERS CASUALTY & SURETY	No Filings	No Filings	No Filings	No Filings	No Filings	No Filings
CA348 TRAVELERS CASUALTY INSURANCE COMPANY OF AMERICA	2	0	0%	1	1	100%
CA349 TRAVELERS COMMERCIAL CASUALTY	2	0	0%	No Filings	No Filings	No Filings
CA346 TRAVELERS INDEMNITY COMPANY OF AMERICA	1	0	0%	No Filings	No Filings	No Filings
CA345 TRAVELERS PROPERTY CASUALTY INSURANCE	No Filings	No Filings	No Filings	No Filings	No Filings	No Filings
Total	15	5	33% ▼	11	9	82% ▼
TRAVELERS INSURANCE TPA Administered Claims						
CA190 GALLAGHER BASSETT SERVICES	*	*	*	*	*	*
CA300 SEDGWICK CLAIMS MANAGEMENT SERVICES	1	1	100%	No Filings	No Filings	No Filings
CA340 YORK RISK SERVICES	2	1	50%	No Filings	No Filings	No Filings
TPA Total	3	2	67% ▼	No Filings	No Filings	No Filings
TRAVELERS INSURANCE Group Total	18	7	39% ▼	11	9	82% ▼
TRISTAR RISK ENTERPRISE MANAGEMENT	MOPs Filed	Timely MOPs	Compliance	NOCs Filed	Timely NOCs	Compliance
CA280 TRISTAR RISK ENTERPRISE MANAGEMENT	*	*	*	*	*	*
Total	*	*	*	*	*	*
TRISTAR RISK ENTERPRISE MANAGEMENT Group Total	*	*	*	*	*	*
UTICA INSURANCE	MOPs Filed	Timely MOPs	Compliance	NOCs Filed	Timely NOCs	Compliance
CA324 UTICA NATIONAL INSURANCE	1	0	0%	No Filings	No Filings	No Filings
Total	1	0	0% ▼	No Filings	No Filings	No Filings
UTICA INSURANCE Group Total	1	0	0% ▼	No Filings	No Filings	No Filings
VANLINER INSURANCE	MOPs Filed	Timely MOPs	Compliance	NOCs Filed	Timely NOCs	Compliance
CA379 VANLINER INSURANCE	*	*	*	*	*	*
Total	*	*	*	*	*	*
VANLINER INSURANCE Group Total	*	*	*	*	*	*

INSURANCE GROUP COMPLIANCE
Initial MOP and Initial Indemnity NOC Filings
Second Quarter
4/1/2019 - 6/30/2019

Insurance Company	Total Initial MOPs Filed	Initial MOPs Filed Timely	Compliance Percentage	Total Initial Indemnity NOCs Filed	Initial Indemnity NOCs Filed Timely	Compliance Percentage
XL INSURANCE	MOPs Filed	Timely MOPs	Compliance	NOCs Filed	Timely NOCs	Compliance
CA384 XL INSURANCE	*	*	*	*	*	*
Total	*	*	*	*	*	*
XL INSURANCE TPA Administered Claims						
CA116 CORVEL ENTERPRISE COMP	No Filings	No Filings	No Filings	2	2	100%
CA117 COTTINGHAM & BUTLER CLAIMS SERVICES	1	0	0%	No Filings	No Filings	No Filings
CA160 ESIS	No Filings	No Filings	No Filings	2	2	100%
CA190 GALLAGHER BASSETT SERVICES	5	4	80%	1	0	0%
CA300 SEDGWICK CLAIMS MANAGEMENT SERVICES	No Filings	No Filings	No Filings	2	2	100%
TPA Total	6	4	67% ▼	7	6	86% ▼
XL INSURANCE Group Total	6	4	67% ▼	7	6	86% ▼
YORK RISK SERVICES	MOPs Filed	Timely MOPs	Compliance	NOCs Filed	Timely NOCs	Compliance
CA340 YORK RISK SERVICES	3	2	67%	No Filings	No Filings	No Filings
Total	3	2	67% ▼	No Filings	No Filings	No Filings
YORK RISK SERVICES Group Total	3	2	67% ▼	No Filings	No Filings	No Filings
ZURICH INSURANCE	MOPs Filed	Timely MOPs	Compliance	NOCs Filed	Timely NOCs	Compliance
CA022 AMERICAN ZURICH	2	1	50%	2	2	100%
CA400 ZURICH AMERICAN INSURANCE	No Filings	No Filings	No Filings	1	0	0%
CA404 ZURICH AMERICAN INSURANCE COMPANY OF ILLINOIS	*	*	*	*	*	*
Total	2	1	50% ▼	3	2	67% ▼
ZURICH INSURANCE TPA Administered Claims						
CA116 CORVEL ENTERPRISE COMP	1	0	0%	No Filings	No Filings	No Filings
CA160 ESIS	2	2	100%	2	2	100%
CA190 GALLAGHER BASSETT SERVICES	7	6	86%	No Filings	No Filings	No Filings
CA204 HELMSMAN MANAGEMENT SERVICES	*	*	*	*	*	*
CA300 SEDGWICK CLAIMS MANAGEMENT SERVICES	3	3	100%	1	1	100%
TPA Total	13	11	85% ▲	3	3	100% ▲
ZURICH INSURANCE Group Total	15	12	80% ▼	6	5	83% ▼

Maine Workers' Compensation Board

Initial MOP Filing Benchmark: 85%

Initial Indemnity NOC Benchmark: 90%

▲ Indicates benchmark met or exceeded

▼ Indicates benchmark not met