

MAINE STATE LEGISLATURE

The following document is provided by the
LAW AND LEGISLATIVE DIGITAL LIBRARY
at the Maine State Law and Legislative Reference Library
<http://legislature.maine.gov/lawlib>



Reproduced from electronic originals
(may include minor formatting differences from printed original)



QUARTERLY COMPLIANCE REPORT

STATE OF MAINE
WORKERS' COMPENSATION BOARD

Third Quarter 2018
July 1, 2018 - September 30, 2018

Office of Monitoring, Audit &
Enforcement

John C. Rohde
Acting Executive Director

27 State House Station
Augusta, Maine 04333-0027

**State of Maine
Workers' Compensation Board
Quarterly Compliance Report
Third Quarter**

Table of Contents

1.	Executive Summary	Pages 1-2
2.	Lost Time First Report of Injury Filings	Page 3
3.	Initial Indemnity Payments	Page 4
4.	Initial Memorandum of Payment Filings	Page 5
5.	Initial Indemnity Notice of Controversy Filings	Page 6
6.	Wage Information	Page 7

Table of Charts

1.	Lost Time First Report of Injury Filings Timeliness Distribution	Page 3
2.	Lost Time First Report of Injury Filings Quarterly Compliance	Page 3
3.	Lost Time First Report of Injury Filings Compliance Trend	Page 3
4.	Initial Indemnity Payments Timeliness Distribution	Page 4
5.	Initial Indemnity Payments Quarterly Compliance	Page 4
6.	Initial Indemnity Payments Compliance Trend	Page 4
7.	Initial Memorandum of Payment Filings Timeliness Distribution	Page 5
8.	Initial Memorandum of Payment Filings Quarterly Compliance	Page 5
9.	Initial Memorandum of Payment Filings Compliance Trend	Page 5
10.	Initial Indemnity Notice of Controversy Filings Timeliness Distribution	Page 6
11.	Initial Indemnity Notice of Controversy Filings Quarterly Compliance	Page 6
12.	Initial Indemnity Notice of Controversy Filings Compliance Trend	Page 6
13.	Wage Statement Timeliness Distribution	Page 7
14.	Fringe Benefits Worksheet(s) Timeliness Distribution	Page 7

Appendices

A.	Insurance Group Compliance	Pages A1-A14
	Lost Time FROI Filings and Initial Indemnity Payments	
B.	Insurance Group Compliance	Pages B1-B14
	Initial MOP and Initial Indemnity NOC Filings	

Executive Summary

On January 8, 2019, the Maine Workers' Compensation Board of Directors approved the 2018 Third Quarter (July 1, 2018-September 30, 2018) Compliance Report. This report represents the efforts of the Office of Monitoring, Audit and Enforcement and insurers, self-insurers, and third-party administrators (collectively "insurers").

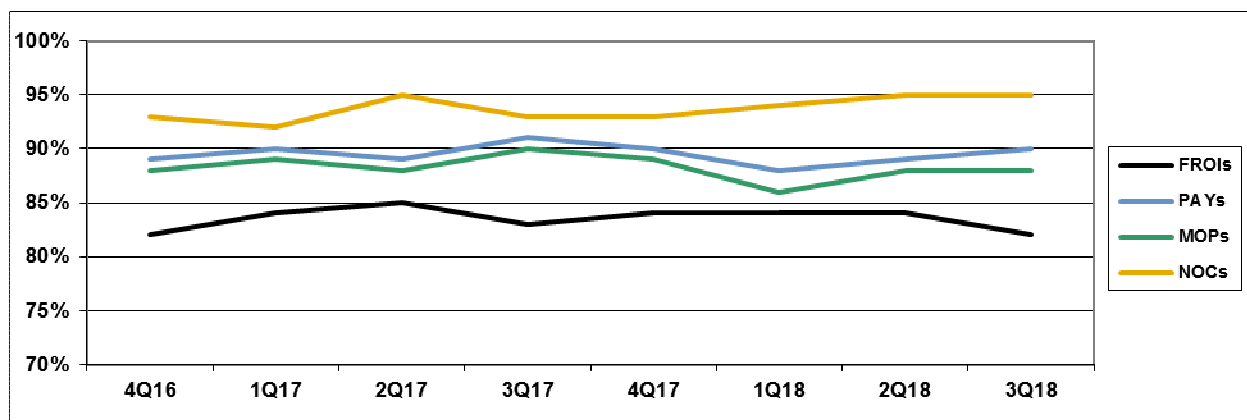
I. COMPLIANCE OVERVIEW

The Reconciliation Report was sent to 96 insurers on October 19, 2018; 69 responded, 22 were not required to respond and 9 did not respond.

The 3Q18 report represents results based upon data received by December 4, 2018. The results are:

	Number of Days	Benchmark	4Q16	1Q17	2Q17	3Q17	4Q17	1Q18	2Q18	3Q18
FROIs	7	85%	82%	84%	85%	83%	84%	84%	84%	82%
PAYs	14	87%	89%	90%	89%	91%	90%	88%	89%	90%
MOPs	17	85%	88%	89%	88%	90%	89%	86%	88%	89%
NOCs	14	90%	93%	92%	95%	93%	93%	94%	95%	95%

Compliance Benchmark Tracking



II. CAVEATS & EXPLANATIONS

A. General

- Question marks (“?”) within this report indicate that the insurer did not provide all of the data required to measure compliance in that particular area.

B. Lost Time First Report of Injury (FROI) Filings

- Compliance with this benchmark exists when the FROI is filed (accepted EDI transaction, with or without errors) within 7 days after the employer receives notice or knowledge of an employee injury that has caused the employee to lose a day’s work.

C. Initial Indemnity Payments (PAYs)

- Compliance with this benchmark exists when the check is mailed within the later of (i) 14 days after the employer’s notice or knowledge of incapacity or (ii) the first day of compensability plus 6 days.
- If an employer continues to pay the employee’s salary, payments are deemed timely for purposes of compliance if made consistent with the employer’s usual payroll practice.

D. Initial Memorandum of Payment (MOP) Filings

- Compliance with this benchmark exists when the MOP is received within 17 days of the employer’s notice or knowledge of incapacity.

E. Initial Indemnity Notice of Controversy (NOC) Filings

- Compliance with this benchmark exists when the NOC is filed (accepted EDI transaction, with or without errors) within 14 days after the employer receives notice or knowledge of the incapacity or death. Measurement excludes filings submitted with full denial reason codes 3A-3H (No Coverage).

III. COMPLETED AUDITS

The Board conducts compliance audits of insurers to ensure that all obligations under the Workers’ Compensation Act are met. The functions of the audit program include, but are not limited to: ensuring that all reporting requirements of the Board are met, auditing the timeliness of benefit payments, auditing the accuracy of indemnity payments, evaluating claims-handling techniques, and determining whether claims are unreasonably contested.

The following had an audit completed in the 3Q18:

Auditee (alpha order)	Total Penalties
Maine Motor Transport Association Workers’ Compensation Trust	\$4,500
Sedgwick Claims Management Services, Inc.	\$12,000

LOST TIME FIRST REPORT OF INJURY FILINGS

Chart 1: Timeliness Distribution



Table 1: Received Within

0-7 Days	2,931	82%
8-14 Days	341	10%
15-29 Days	167	5%
30+ Days	122	3%
? Days	0	0%
Total	3,561	100%

*The percentages may not always add to 100% due to rounding

Chart 2: Quarterly Compliance

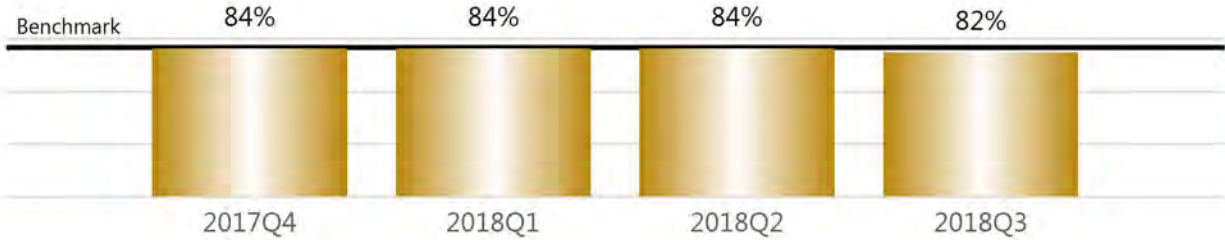


Chart 3: Compliance Trend



INITIAL INDEMNITY PAYMENTS

Chart 4: Timeliness Distribution



Table 2: Made Within

0-14 Days	746	90%
15-21 Days	44	5%
22-44 Days	26	3%
45+ Days	16	2%
? Days	0	0%
Total	832	100%

*The percentages may not always add to 100% due to rounding

Initial indemnity payments are monitored to ensure that payments are initiated within the time limits established in Section 205. As a result of these efforts, \$9,750 was issued to claimants in penalties and there is another \$12,500 in penalties awaiting resolution.

Chart 5: Quarterly Compliance

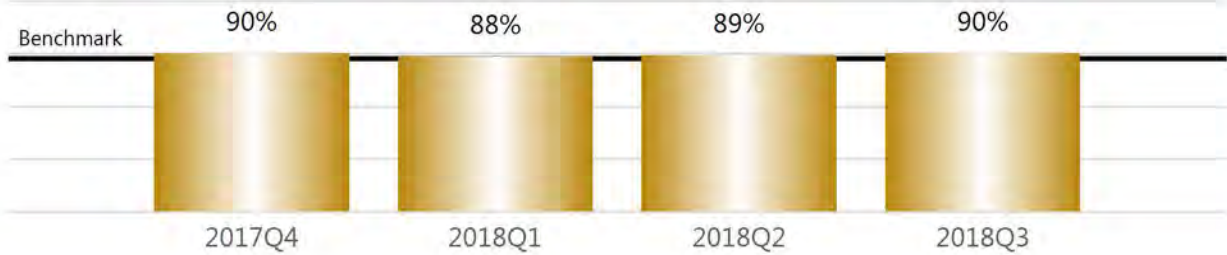
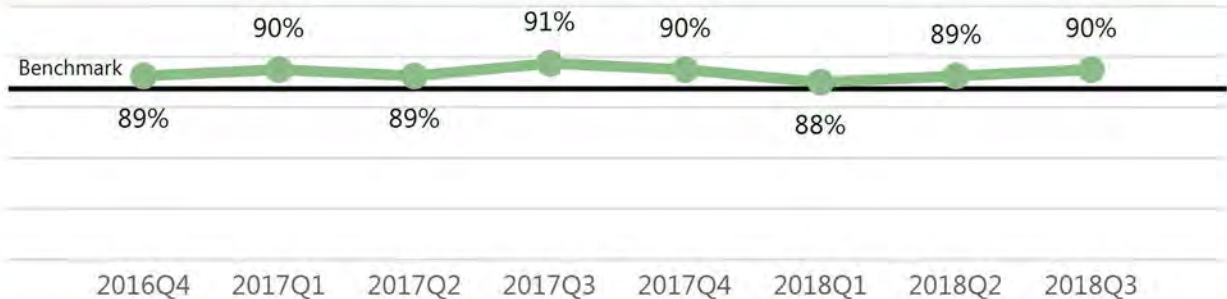


Chart 6: Compliance Trend



INITIAL MEMORANDUM OF PAYMENT FILINGS

Chart 7: Timeliness Distribution

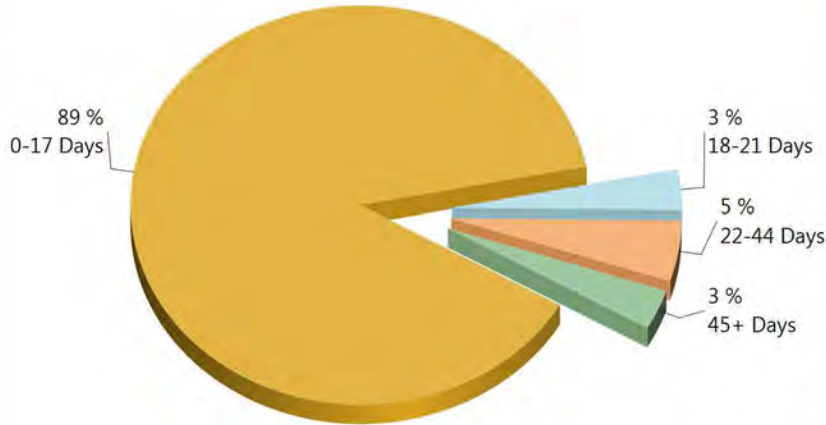


Table 3: Received Within

0-17 Days	737	89%
18-21 Days	27	3%
22-44 Days	41	5%
45+ Days	27	3%
? Days	0	0%
Total	832	100%

*The percentages may not always add to 100% due to rounding

Chart 8: Quarterly Compliance

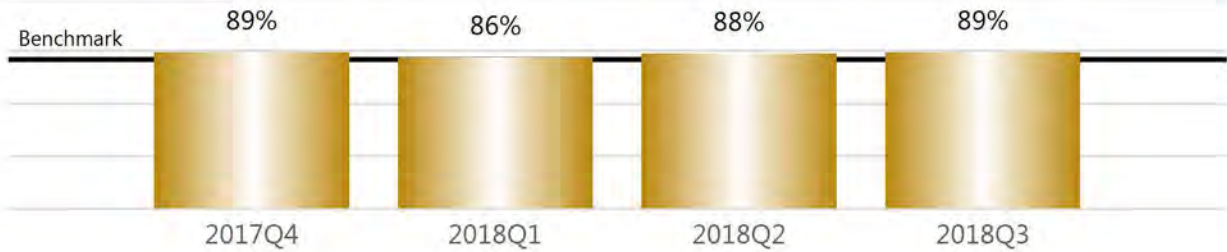


Chart 9: Compliance Trend



INITIAL INDEMNITY NOTICE OF CONTROVERSY FILINGS

Chart 10: Timeliness Distribution

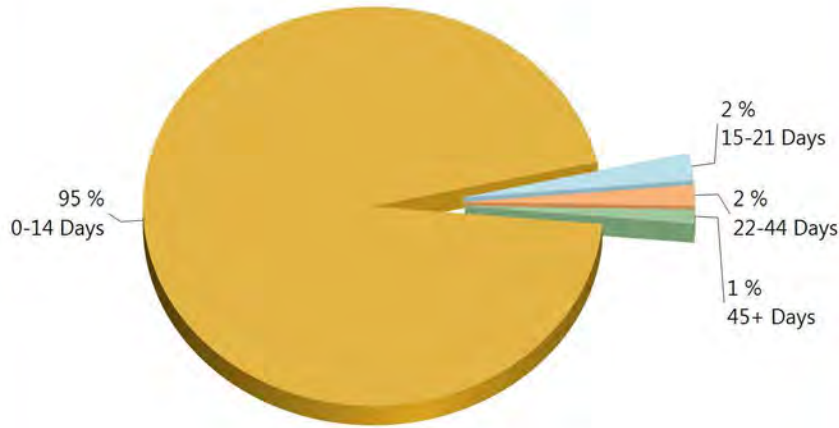


Table 4: Received Within

0-14 Days	689	95%
15-21 Days	16	2%
22-44 Days	12	2%
45+ Days	8	1%
? Days	0	0%
Total	725	100%

*The percentages may not always add to 100% due to rounding

Chart 11: Quarterly Compliance

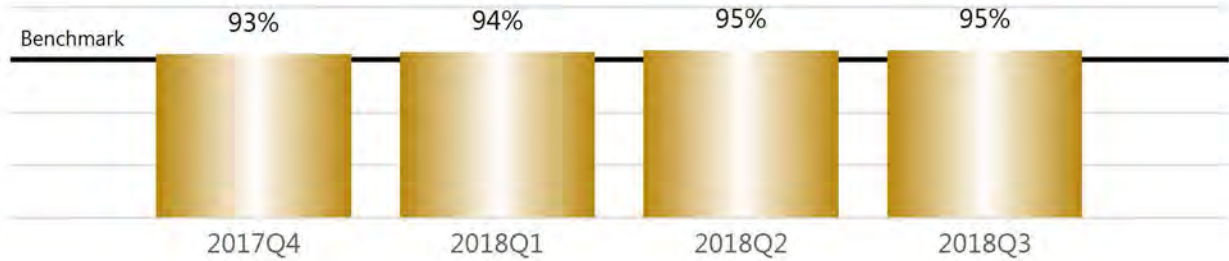


Chart 12: Compliance Trend



**Third Quarter Compliance Report
7/1/2018 - 9/30/2018**

WAGE INFORMATION

Wage information (WCB-2 and WCB-2B forms) must be filed within 30 days of an employer's notice or knowledge of a claim for compensation (Title 39-A M.R.S.A. Section 303). This includes both compensated and controverted claims where a claim for compensation has been made.

Chart 13: Wage Statement Timeliness Distribution

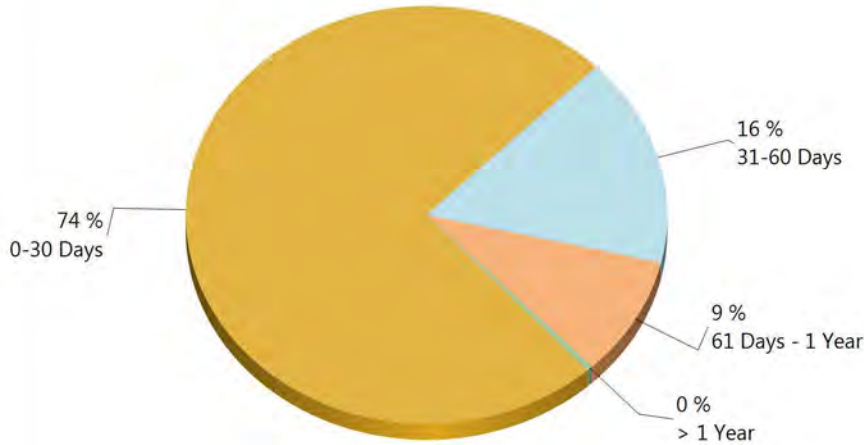


Table 5: Wage Statements Received

0-30 Days	1,466	74%
31-60 Days	321	16%
61 Days - 1 Year	183	9%
> 1 Year	8	0%
Total	1,978	100%

*The percentages may not always add to 100% due to rounding

Wage Statement(s): 1,472 (69%) of the 2,136 Wage Statement(s) that were due in this quarter were filed timely, 449 (21%) were filed late, and 215 (10%) remain outstanding.

Chart 14: Fringe Benefit Worksheet Timeliness Distribution

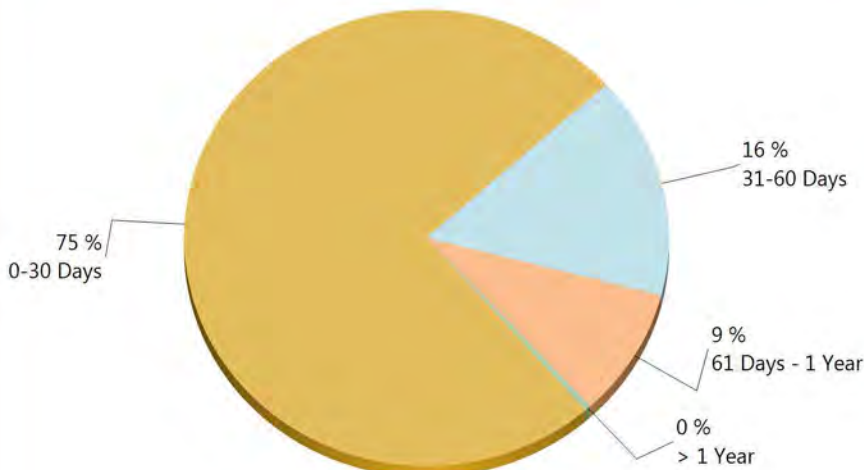


Table 6: Fringe Worksheets Received

0-30 Days	1,421	75%
31-60 Days	300	16%
61 Days - 1 Year	174	9%
> 1 Year	8	0%
Total	1,903	100%

*The percentages may not always add to 100% due to rounding

Fringe Benefit Worksheet(s): 1,435 (67%) of the 2,136 Fringe Benefit Worksheet(s) due this quarter were filed timely, 417 (20%) were filed late, and 284 (13%) remain outstanding.

Appendix A

**Insurance Group Compliance
Lost Time FROI Filings and
Initial Indemnity Payments
Third Quarter 2018
7/1/2018-9/30/2018**

INSURANCE GROUP COMPLIANCE

Lost Time FROI and Initial Indemnity Payments

Third Quarter

7/1/2018 - 9/30/2018

Insurance Company	Total Lost Time FROIs Filed	Lost Time FROIs Filed Timely	Compliance Percentage	Total Initial Indemnity Payments Made	Initial Indemnity Payments Made Timely	Compliance Percentage
ACADIA INSURANCE	FROIs Filed	Timely FROIs	Compliance	Payments Made	Timely Payments	Compliance
CA010 ACADIA INSURANCE	50	39	78%	19	17	89%
Total	50	39	78% ▼	19	17	89% ▲
ACADIA INSURANCE Group Total	50	39	78% ▼	19	17	89% ▲
ACUITY MUTUAL INSURANCE	FROIs Filed	Timely FROIs	Compliance	Payments Made	Timely Payments	Compliance
CA418 ACUITY MUTUAL INSURANCE	1	0	0%	No Filings	No Filings	No Filings
Total	1	0	0% ▼	No Filings	No Filings	No Filings
ACUITY MUTUAL INSURANCE Group Total	1	0	0% ▼	No Filings	No Filings	No Filings
AIG INSURANCE	FROIs Filed	Timely FROIs	Compliance	Payments Made	Timely Payments	Compliance
CA015 AIG CLAIMS, INC	83	76	92%	22	19	86%
Total	83	76	92% ▲	22	19	86% ▼
AIG INSURANCE TPA Administered Claims						
CA012 ALTERNATIVE SERVICE CONCEPTS LLC	1	0	0%	No Filings	No Filings	No Filings
CA160 ESIS	7	4	57%	1	1	100%
CA190 GALLAGHER BASSETT SERVICES	*	*	*	*	*	*
CA300 SEDGWICK CLAIMS MANAGEMENT SERVICES	*	*	*	*	*	*
TPA Total	8	4	50% ▼	1	1	100% ▲
AIG INSURANCE Group Total	91	80	88% ▲	23	20	87% ▲
ALTERNATIVE SERVICE CONCEPTS LLC	FROIs Filed	Timely FROIs	Compliance	Payments Made	Timely Payments	Compliance
CA012 ALTERNATIVE SERVICE CONCEPTS LLC	1	0	0%	No Filings	No Filings	No Filings
Total	1	0	0% ▼	No Filings	No Filings	No Filings
ALTERNATIVE SERVICE CONCEPTS LLC Group Total	1	0	0% ▼	No Filings	No Filings	No Filings
AMTRUST INSURANCE	FROIs Filed	Timely FROIs	Compliance	Payments Made	Timely Payments	Compliance
CA437 SECURITY NATIONAL INSURANCE	*	*	*	*	*	*
CA342 TECHNOLOGY INSURANCE	7	3	43%	2	2	100%
CA381 WESCO INSURANCE	13	12	92%	7	7	100%
Total	20	15	75% ▼	9	9	100% ▲
AMTRUST INSURANCE Group Total	20	15	75% ▼	9	9	100% ▲

INSURANCE GROUP COMPLIANCE
Lost Time FROI and Initial Indemnity Payments
Third Quarter
7/1/2018 - 9/30/2018

Insurance Company	Total Lost Time FROIs Filed	Lost Time FROIs Filed Timely	Compliance Percentage	Total Initial Indemnity Payments Made	Initial Indemnity Payments Made Timely	Compliance Percentage
ARCH INSURANCE	FROIs Filed	Timely FROIs	Compliance	Payments Made	Timely Payments	Compliance
ARCH INSURANCE	*	*	*	*	*	*
Total	*	*	*	*	*	*
ARCH INSURANCE TPA Administered Claims						
CA040 BROADSPIRE SERVICES	*	*	*	*	*	*
CA117 COTTINGHAM & BUTLER CLAIMS SERVICES	1	1	100%	1	1	100%
CA160 ESIS	*	*	*	*	*	*
CA190 GALLAGHER BASSETT SERVICES	3	2	67%	3	2	67%
CA204 HELMSMAN MANAGEMENT SERVICES	*	*	*	*	*	*
CA300 SEDGWICK CLAIMS MANAGEMENT SERVICES	6	5	83%	1	1	100%
CA340 YORK RISK SERVICES	*	*	*	*	*	*
TPA Total	10	8	80% ▼	5	4	80% ▼
ARCH INSURANCE Group Total	10	8	80% ▼	5	4	80% ▼
BATH IRON WORKS	FROIs Filed	Timely FROIs	Compliance	Payments Made	Timely Payments	Compliance
CA036 BATH IRON WORKS	102	99	97%	16	16	100%
Total	102	99	97% ▲	16	16	100% ▲
BATH IRON WORKS Group Total	102	99	97% ▲	16	16	100% ▲
BENCHMARK INSURANCE	FROIs Filed	Timely FROIs	Compliance	Payments Made	Timely Payments	Compliance
32352 BENCHMARK INSURANCE	*	*	*	*	*	*
Total	*	*	*	*	*	*
BENCHMARK INSURANCE TPA Administered Claims						
CA040 BROADSPIRE SERVICES	1	1	100%	1	1	100%
CA340 YORK RISK SERVICES	2	0	0%	1	1	100%
TPA Total	3	1	33% ▼	2	2	100% ▲
BENCHMARK INSURANCE Group Total	3	1	33% ▼	2	2	100% ▲
BROADSPIRE SERVICES	FROIs Filed	Timely FROIs	Compliance	Payments Made	Timely Payments	Compliance
CA040 BROADSPIRE SERVICES	7	5	71%	4	4	100%
Total	7	5	71% ▼	4	4	100% ▲
BROADSPIRE SERVICES Group Total	7	5	71% ▼	4	4	100% ▲
CANNON COCHRAN MANAGEMENT SERVICES	FROIs Filed	Timely FROIs	Compliance	Payments Made	Timely Payments	Compliance
CA070 CANNON COCHRAN MANAGEMENT SERVICES	78	64	82%	25	24	96%
Total	78	64	82% ▼	25	24	96% ▲
CANNON COCHRAN MANAGEMENT SERVICES Group Total	78	64	82% ▼	25	24	96% ▲

INSURANCE GROUP COMPLIANCE

Lost Time FROI and Initial Indemnity Payments

Third Quarter

7/1/2018 - 9/30/2018

Insurance Company	Total Lost Time FROIs Filed	Lost Time FROIs Filed Timely	Compliance Percentage	Total Initial Indemnity Payments Made	Initial Indemnity Payments Made Timely	Compliance Percentage
CHESTERFIELD SERVICES	FROIs Filed	Timely FROIs	Compliance	Payments Made	Timely Payments	Compliance
CA080 CHESTERFIELD SERVICES	2	1	50%	2	2	100%
Total	2	1	50% ▼	2	2	100% ▲
CHESTERFIELD SERVICES Group Total	2	1	50% ▼	2	2	100% ▲
CHUBB INSURANCE	FROIs Filed	Timely FROIs	Compliance	Payments Made	Timely Payments	Compliance
ACE AMERICAN INSURANCE COMPANY	*	*	*	*	*	*
ACE INSURANCE	*	*	*	*	*	*
CA046 CHUBB INSURANCE	*	*	*	*	*	*
CA090 FEDERAL INSURANCE	*	*	*	*	*	*
INDEMNITY INS CO OF NORTH AMERICA	*	*	*	*	*	*
PACIFIC INDEMNITY CO	*	*	*	*	*	*
Total	*	*	*	*	*	*
CHUBB INSURANCE TPA Administered Claims						
CA040 BROADSPIRE SERVICES	1	1	100%	1	1	100%
CA070 CANNON COCHRAN MANAGEMENT SERVICES	2	1	50%	No Filings	No Filings	No Filings
CA110 CONSTITUTION STATE SERVICES	7	5	71%	6	6	100%
CA116 CORVEL ENTERPRISE COMP	4	0	0%	No Filings	No Filings	No Filings
CA160 ESIS	17	9	53%	7	4	57%
CA190 GALLAGHER BASSETT SERVICES	24	16	67%	17	16	94%
CA204 HELMSMAN MANAGEMENT SERVICES	7	1	14%	2	1	50%
CA300 SEDGWICK CLAIMS MANAGEMENT SERVICES	98	93	95%	32	31	97%
CA340 YORK RISK SERVICES	2	2	100%	No Filings	No Filings	No Filings
TPA Total	162	128	79% ▼	65	59	91% ▲
CHUBB INSURANCE Group Total	162	128	79% ▼	65	59	91% ▲
CIANBRO CORPORATION	FROIs Filed	Timely FROIs	Compliance	Payments Made	Timely Payments	Compliance
CA085 CIANBRO CORPORATION	1	0	0%	No Filings	No Filings	No Filings
Total	1	0	0% ▼	No Filings	No Filings	No Filings
CIANBRO CORPORATION Group Total	1	0	0% ▼	No Filings	No Filings	No Filings
CINCINNATI INSURANCE	FROIs Filed	Timely FROIs	Compliance	Payments Made	Timely Payments	Compliance
CA438 CINCINNATI INSURANCE	No Filings	No Filings	No Filings	1	1	100%
Total	No Filings	No Filings	No Filings	1	1	100% ▲
CINCINNATI INSURANCE Group Total	No Filings	No Filings	No Filings	1	1	100% ▲
CLAIMS MANAGEMENT (WALMART)	FROIs Filed	Timely FROIs	Compliance	Payments Made	Timely Payments	Compliance
CA100 CLAIMS MANAGEMENT (WALMART)	50	48	96%	3	2	67%
Total	50	48	96% ▲	3	2	67% ▼
CLAIMS MANAGEMENT (WALMART) Group Total	50	48	96% ▲	3	2	67% ▼

INSURANCE GROUP COMPLIANCE

Lost Time FROI and Initial Indemnity Payments

Third Quarter

7/1/2018 - 9/30/2018

Insurance Company	Total Lost Time FROIs Filed	Lost Time FROIs Filed Timely	Compliance Percentage	Total Initial Indemnity Payments Made	Initial Indemnity Payments Made Timely	Compliance Percentage
CNA INSURANCE	FROIs Filed	Timely FROIs	Compliance	Payments Made	Timely Payments	Compliance
CA017 AMERICAN CASUALTY COMPANY OF READING PA	1	1	100%	No Filings	No Filings	No Filings
CA083 CNA CLAIMS PLUS	*	*	*	*	*	*
CA050 CONTINENTAL CASUALTY	1	1	100%	No Filings	No Filings	No Filings
Total	2	2	100% ▲	No Filings	No Filings	No Filings
CNA INSURANCE TPA Administered Claims						
CA190 GALLAGHER BASSETT SERVICES	*	*	*	*	*	*
TPA Total	*	*	*	*	*	*
CNA INSURANCE Group Total	2	2	100% ▲	No Filings	No Filings	No Filings
CONSTITUTION STATE SERVICES	FROIs Filed	Timely FROIs	Compliance	Payments Made	Timely Payments	Compliance
CA110 CONSTITUTION STATE SERVICES	7	5	71%	6	6	100%
Total	7	5	71% ▼	6	6	100% ▲
CONSTITUTION STATE SERVICES Group Total	7	5	71% ▼	6	6	100% ▲
CONTINENTAL INDEMNITY	FROIs Filed	Timely FROIs	Compliance	Payments Made	Timely Payments	Compliance
CA115 CONTINENTAL INDEMNITY	No Filings	No Filings	No Filings	1	1	100%
Total	No Filings	No Filings	No Filings	1	1	100% ▲
CONTINENTAL INDEMNITY Group Total	No Filings	No Filings	No Filings	1	1	100% ▲
CORVEL ENTERPRISE COMP	FROIs Filed	Timely FROIs	Compliance	Payments Made	Timely Payments	Compliance
CA116 CORVEL ENTERPRISE COMP	17	3	18%	2	2	100%
Total	17	3	18% ▼	2	2	100% ▲
CORVEL ENTERPRISE COMP Group Total	17	3	18% ▼	2	2	100% ▲
COTTINGHAM & BUTLER CLAIMS SERVICES	FROIs Filed	Timely FROIs	Compliance	Payments Made	Timely Payments	Compliance
CA117 COTTINGHAM & BUTLER CLAIMS SERVICES	1	1	100%	1	1	100%
Total	1	1	100% ▲	1	1	100% ▲
COTTINGHAM & BUTLER CLAIMS SERVICES Group Total	1	1	100% ▲	1	1	100% ▲
CROSS INSURANCE	FROIs Filed	Timely FROIs	Compliance	Payments Made	Timely Payments	Compliance
CA093 CROSS INSURANCE	312	300	96%	22	19	86%
Total	312	300	96% ▲	22	19	86% ▼
CROSS INSURANCE Group Total	312	300	96% ▲	22	19	86% ▼
EASTERN ALLIANCE INSURANCE	FROIs Filed	Timely FROIs	Compliance	Payments Made	Timely Payments	Compliance
CA141 EASTERN ALLIANCE INSURANCE	73	47	64%	22	17	77%
Total	73	47	64% ▼	22	17	77% ▼
EASTERN ALLIANCE INSURANCE Group Total	73	47	64% ▼	22	17	77% ▼

INSURANCE GROUP COMPLIANCE

Lost Time FROI and Initial Indemnity Payments

Third Quarter

7/1/2018 - 9/30/2018

Insurance Company	Total Lost Time FROIs Filed	Lost Time FROIs Filed Timely	Compliance Percentage	Total Initial Indemnity Payments Made	Initial Indemnity Payments Made Timely	Compliance Percentage
ELECTRIC INSURANCE	FROIs Filed	Timely FROIs	Compliance	Payments Made	Timely Payments	Compliance
CA150 ELECTRIC INSURANCE	*	*	*	*	*	*
Total	*	*	*	*	*	*
ELECTRIC INSURANCE TPA Administered Claims						
CA300 SEDGWICK CLAIMS MANAGEMENT SERVICES	2	2	100%	1	1	100%
TPA Total	2	2	100% ▲	1	1	100% ▲
ELECTRIC INSURANCE Group Total	2	2	100% ▲	1	1	100% ▲
ESIS	FROIs Filed	Timely FROIs	Compliance	Payments Made	Timely Payments	Compliance
CA160 ESIS	29	15	52%	10	6	60%
Total	29	15	52% ▼	10	6	60% ▼
ESIS Group Total	29	15	52% ▼	10	6	60% ▼
FEDERATED MUTUAL INSURANCE	FROIs Filed	Timely FROIs	Compliance	Payments Made	Timely Payments	Compliance
CA091 FEDERATED MUTUAL INSURANCE	4	3	75%	2	2	100%
CA092 FEDERATED SERVICE INSURANCE	1	1	100%	1	1	100%
Total	5	4	80% ▼	3	3	100% ▲
FEDERATED MUTUAL INSURANCE Group Total	5	4	80% ▼	3	3	100% ▲
FUTURECOMP	FROIs Filed	Timely FROIs	Compliance	Payments Made	Timely Payments	Compliance
CA175 FUTURECOMP	46	44	96%	7	6	86%
Total	46	44	96% ▲	7	6	86% ▼
FUTURECOMP Group Total	46	44	96% ▲	7	6	86% ▼
GALLAGHER BASSETT SERVICES	FROIs Filed	Timely FROIs	Compliance	Payments Made	Timely Payments	Compliance
CA190 GALLAGHER BASSETT SERVICES	69	52	75%	37	35	95%
Total	69	52	75% ▼	37	35	95% ▲
GALLAGHER BASSETT SERVICES Group Total	69	52	75% ▼	37	35	95% ▲
GREAT AMERICAN INSURANCE	FROIs Filed	Timely FROIs	Compliance	Payments Made	Timely Payments	Compliance
CA193 GREAT AMERICAN INSURANCE	*	*	*	*	*	*
Total	*	*	*	*	*	*
GREAT AMERICAN INSURANCE TPA Administered Claims						
CA323 THE AMERICAN EQUITY UNDERWRITERS	2	1	50%	No Filings	No Filings	No Filings
TPA Total	2	1	50% ▼	No Filings	No Filings	No Filings
GREAT AMERICAN INSURANCE Group Total	2	1	50% ▼	No Filings	No Filings	No Filings

INSURANCE GROUP COMPLIANCE

Lost Time FROI and Initial Indemnity Payments

Third Quarter

7/1/2018 - 9/30/2018

Insurance Company	Total Lost Time FROIs Filed	Lost Time FROIs Filed Timely	Compliance Percentage	Total Initial Indemnity Payments Made	Initial Indemnity Payments Made Timely	Compliance Percentage
GREAT FALLS INSURANCE	FROIs Filed	Timely FROIs	Compliance	Payments Made	Timely Payments	Compliance
GREAT FALLS INSURANCE	*	*	*	*	*	*
Total	*	*	*	*	*	*
GREAT FALLS INSURANCE TPA Administered Claims						
CA070 CANNON COCHRAN MANAGEMENT SERVICES	10	6	60%	4	4	100%
TPA Total	10	6	60% ▼	4	4	100% ▲
GREAT FALLS INSURANCE Group Total	10	6	60% ▼	4	4	100% ▲
GREAT WEST INSURANCE	FROIs Filed	Timely FROIs	Compliance	Payments Made	Timely Payments	Compliance
CA196 GREAT WEST INSURANCE	2	0	0%	2	2	100%
Total	2	0	0% ▼	2	2	100% ▲
GREAT WEST INSURANCE Group Total	2	0	0% ▼	2	2	100% ▲
GUARD INSURANCE	FROIs Filed	Timely FROIs	Compliance	Payments Made	Timely Payments	Compliance
CA019 AMGUARD INSURANCE	10	3	30%	3	3	100%
CA140 EASTGUARD INSURANCE	3	3	100%	1	0	0%
CA272 NORGUARD INSURANCE	2	0	0%	1	1	100%
Total	15	6	40% ▼	5	4	80% ▼
GUARD INSURANCE Group Total	15	6	40% ▼	5	4	80% ▼
HANNAFORD BROTHERS	FROIs Filed	Timely FROIs	Compliance	Payments Made	Timely Payments	Compliance
CA201 HANNAFORD BROTHERS	84	50	60%	26	17	65%
Total	84	50	60% ▼	26	17	65% ▼
HANNAFORD BROTHERS Group Total	84	50	60% ▼	26	17	65% ▼
HANOVER INSURANCE	FROIs Filed	Timely FROIs	Compliance	Payments Made	Timely Payments	Compliance
CA428 ALLMERICA FINANCIAL BENEFIT INSURANCE	4	4	100%	1	1	100%
CA048 CITIZENS INSURANCE COMPANY OF AMERICA	2	1	50%	1	1	100%
CA429 HANOVER AMERICAN INSURANCE	2	1	50%	No Filings	No Filings	No Filings
CA202 HANOVER INSURANCE	9	7	78%	2	1	50%
CA228 MASSACHUSETTS BAY INSURANCE	5	3	60%	3	2	67%
Total	22	16	73% ▼	7	5	71% ▼
HANOVER INSURANCE Group Total	22	16	73% ▼	7	5	71% ▼

INSURANCE GROUP COMPLIANCE
 Lost Time FROI and Initial Indemnity Payments
 Third Quarter
 7/1/2018 - 9/30/2018

Insurance Company	Total Lost Time FROIs Filed	Lost Time FROIs Filed Timely	Compliance Percentage	Total Initial Indemnity Payments Made	Initial Indemnity Payments Made Timely	Compliance Percentage
HARTFORD INSURANCE	FROIs Filed	Timely FROIs	Compliance	Payments Made	Timely Payments	Compliance
CA188 HARTFORD ACCIDENT & INDEMNITY	1	1	100%	No Filings	No Filings	No Filings
CA185 HARTFORD CASUALTY INSURANCE	3	3	100%	No Filings	No Filings	No Filings
CA203 HARTFORD FIRE INSURANCE	5	4	80%	2	2	100%
CA186 HARTFORD INSURANCE COMPANY OF THE MIDWEST	*	*	*	*	*	*
CA187 HARTFORD UNDERWRITERS INSURANCE	3	3	100%	No Filings	No Filings	No Filings
CA288 PROPERTY & CASUALTY INSURANCE COMPANY OF HARTFORD	12	9	75%	4	4	100%
CA296 SENTINEL INSURANCE	2	1	50%	No Filings	No Filings	No Filings
CA319 TRUMBULL INSURANCE	3	3	100%	1	1	100%
CA321 TWIN CITY FIRE INSURANCE	*	*	*	*	*	*
Total	29	24	83% ▼	7	7	100% ▲
HARTFORD INSURANCE TPA Administered Claims						
CA040 BROADSPIRE SERVICES	*	*	*	*	*	*
CA070 CANNON COCHRAN MANAGEMENT SERVICES	2	1	50%	No Filings	No Filings	No Filings
CA116 CORVEL ENTERPRISE COMP	5	2	40%	1	1	100%
CA190 GALLAGHER BASSETT SERVICES	*	*	*	*	*	*
CA300 SEDGWICK CLAIMS MANAGEMENT SERVICES	5	4	80%	No Filings	No Filings	No Filings
CA323 THE AMERICAN EQUITY UNDERWRITERS	*	*	*	*	*	*
CA280 TRISTAR RISK ENTERPRISE MANAGEMENT	*	*	*	*	*	*
CA340 YORK RISK SERVICES	*	*	*	*	*	*
TPA Total	12	7	58% ▼	1	1	100% ▲
HARTFORD INSURANCE Group Total	41	31	76% ▼	8	8	100% ▲
HELMSMAN MANAGEMENT SERVICES	FROIs Filed	Timely FROIs	Compliance	Payments Made	Timely Payments	Compliance
CA204 HELMSMAN MANAGEMENT SERVICES	19	9	47%	6	2	33%
Total	19	9	47% ▼	6	2	33% ▼
HELMSMAN MANAGEMENT SERVICES Group Total	19	9	47% ▼	6	2	33% ▼

INSURANCE GROUP COMPLIANCE
 Lost Time FROI and Initial Indemnity Payments
 Third Quarter
 7/1/2018 - 9/30/2018

Insurance Company	Total Lost Time FROIs Filed	Lost Time FROIs Filed Timely	Compliance Percentage	Total Initial Indemnity Payments Made	Initial Indemnity Payments Made Timely	Compliance Percentage
LIBERTY MUTUAL INSURANCE	FROIs Filed	Timely FROIs	Compliance	Payments Made	Timely Payments	Compliance
CA003 AMERICAN FIRE & CASUALTY INSURANCE	7	5	71%	3	3	100%
CA380 EMPLOYERS INSURANCE OF WAUSAU	*	*	*	*	*	*
CA162 EXCELSIOR INSURANCE	*	*	*	*	*	*
CA210 LIBERTY MUTUAL INSURANCE	44	30	68%	24	19	79%
CA406 OHIO CASUALTY INSURANCE	7	5	71%	5	5	100%
CA407 OHIO SECURITY INSURANCE	11	7	64%	4	4	100%
CA283 PEERLESS INDEMNITY INSURANCE	1	1	100%	1	1	100%
CA275 PEERLESS INSURANCE	1	1	100%	1	1	100%
CA309 THE NETHERLANDS INSURANCE	1	0	0%	No Filings	No Filings	No Filings
CA408 WEST AMERICAN INSURANCE	*	*	*	*	*	*
Total	72	49	68% ▼	38	33	87% ▲
LIBERTY MUTUAL INSURANCE Group Total	72	49	68% ▼	38	33	87% ▲
MAINE AUTOMOBILE DEALERS ASSOCIATION	FROIs Filed	Timely FROIs	Compliance	Payments Made	Timely Payments	Compliance
CA220 MAINE AUTOMOBILE DEALERS ASSOCIATION	26	25	96%	10	9	90%
Total	26	25	96% ▲	10	9	90% ▲
MAINE AUTOMOBILE DEALERS ASSOCIATION Group Total	26	25	96% ▲	10	9	90% ▲
MAINE EMPLOYERS' MUTUAL INSURANCE	FROIs Filed	Timely FROIs	Compliance	Payments Made	Timely Payments	Compliance
CA260 MAINE EMPLOYERS' MUTUAL INSURANCE	1430	1142	80%	292	270	92%
Total	1430	1142	80% ▼	292	270	92% ▲
MAINE EMPLOYERS' MUTUAL INSURANCE TPA Administered Claims	FROIs Filed	Timely FROIs	Compliance	Payments Made	Timely Payments	Compliance
CA070 CANNON COCHRAN MANAGEMENT SERVICES	*	*	*	*	*	*
TPA Total	*	*	*	*	*	*
MAINE EMPLOYERS' MUTUAL INSURANCE Group Total	1430	1142	80% ▼	292	270	92% ▲
MAINE HEALTHCARE ASSOCIATION	FROIs Filed	Timely FROIs	Compliance	Payments Made	Timely Payments	Compliance
CA234 MAINE HEALTHCARE ASSOCIATION	33	27	82%	5	5	100%
Total	33	27	82% ▼	5	5	100% ▲
MAINE HEALTHCARE ASSOCIATION Group Total	33	27	82% ▼	5	5	100% ▲
MAINE MOTOR TRANSPORT ASSOCIATION	FROIs Filed	Timely FROIs	Compliance	Payments Made	Timely Payments	Compliance
CA230 MAINE MOTOR TRANSPORT ASSOCIATION	48	48	100%	5	5	100%
Total	48	48	100% ▲	5	5	100% ▲
MAINE MOTOR TRANSPORT ASSOCIATION Group Total	48	48	100% ▲	5	5	100% ▲

INSURANCE GROUP COMPLIANCE

Lost Time FROI and Initial Indemnity Payments

Third Quarter

7/1/2018 - 9/30/2018

Insurance Company	Total Lost Time FROIs Filed	Lost Time FROIs Filed Timely	Compliance Percentage	Total Initial Indemnity Payments Made	Initial Indemnity Payments Made Timely	Compliance Percentage
MAINE MUNICIPAL ASSOCIATION	FROIs Filed	Timely FROIs	Compliance	Payments Made	Timely Payments	Compliance
CA225 MAINE MUNICIPAL ASSOCIATION	168	160	95%	49	49	100%
Total	168	160	95% ▲	49	49	100% ▲
MAINE MUNICIPAL ASSOCIATION Group Total	168	160	95% ▲	49	49	100% ▲
MAINE SCHOOL MANAGEMENT ASSOCIATION	FROIs Filed	Timely FROIs	Compliance	Payments Made	Timely Payments	Compliance
CA250 MAINE SCHOOL MANAGEMENT ASSOCIATION	62	53	85%	16	15	94%
Total	62	53	85% ▲	16	15	94% ▲
MAINE SCHOOL MANAGEMENT ASSOCIATION Group Total	62	53	85% ▲	16	15	94% ▲
MEADOWBROOK INSURANCE	FROIs Filed	Timely FROIs	Compliance	Payments Made	Timely Payments	Compliance
CA255 MEADOWBROOK INSURANCE	3	3	100%	1	1	100%
Total	3	3	100% ▲	1	1	100% ▲
MEADOWBROOK INSURANCE Group Total	3	3	100% ▲	1	1	100% ▲
NATIONAL INTERSTATE INSURANCE	FROIs Filed	Timely FROIs	Compliance	Payments Made	Timely Payments	Compliance
CA267 NATIONAL INTERSTATE INSURANCE COMPANY	2	1	50%	1	0	0%
Total	2	1	50% ▼	1	0	0% ▼
NATIONAL INTERSTATE INSURANCE Group Total	2	1	50% ▼	1	0	0% ▼
NATIONWIDE INSURANCE	FROIs Filed	Timely FROIs	Compliance	Payments Made	Timely Payments	Compliance
CA198 HARLEYSVILLE WORSTER INSURANCE	*	*	*	*	*	*
CA289 NATIONAL CASUALTY	1	1	100%	1	1	100%
CA291 NATIONWIDE AGRIBUSINESS INSURANCE	*	*	*	*	*	*
Total	1	1	100% ▲	1	1	100% ▲
NATIONWIDE INSURANCE Group Total	1	1	100% ▲	1	1	100% ▲
NEXT LEVEL ADMINISTRATOR LLC	FROIs Filed	Timely FROIs	Compliance	Payments Made	Timely Payments	Compliance
CA433 NEXT LEVEL ADMINISTRATOR LLC	No Filings	No Filings	No Filings	1	0	0%
Total	No Filings	No Filings	No Filings	1	0	0% ▼
NEXT LEVEL ADMINISTRATOR LLC Group Total	No Filings	No Filings	No Filings	1	0	0% ▼
NGM INSURANCE	FROIs Filed	Timely FROIs	Compliance	Payments Made	Timely Payments	Compliance
CA265 NGM INSURANCE	1	0	0%	No Filings	No Filings	No Filings
Total	1	0	0% ▼	No Filings	No Filings	No Filings
NGM INSURANCE Group Total	1	0	0% ▼	No Filings	No Filings	No Filings

INSURANCE GROUP COMPLIANCE

Lost Time FROI and Initial Indemnity Payments

Third Quarter

7/1/2018 - 9/30/2018

Insurance Company	Total Lost Time FROIs Filed	Lost Time FROIs Filed Timely	Compliance Percentage	Total Initial Indemnity Payments Made	Initial Indemnity Payments Made Timely	Compliance Percentage
NORTH RIVER INSURANCE	FROIs Filed	Timely FROIs	Compliance	Payments Made	Timely Payments	Compliance
CA257 NORTH RIVER INSURANCE	*	*	*	*	*	*
Total	*	*	*	*	*	*
NORTH RIVER INSURANCE TPA Administered Claims						
CA040 BROADSPIRE SERVICES	No Filings	No Filings	No Filings	1	1	100%
TPA Total	No Filings	No Filings	No Filings	1	1	100% ▲
NORTH RIVER INSURANCE Group Total	No Filings	No Filings	No Filings	1	1	100% ▲
OLD REPUBLIC INSURANCE	FROIs Filed	Timely FROIs	Compliance	Payments Made	Timely Payments	Compliance
OLD REPUBLIC GENERAL INSURANCE CORP.	*	*	*	*	*	*
OLD REPUBLIC INSURANCE	*	*	*	*	*	*
Total	*	*	*	*	*	*
OLD REPUBLIC INSURANCE TPA Administered Claims						
CA070 CANNON COCHRAN MANAGEMENT SERVICES	8	7	88%	No Filings	No Filings	No Filings
CA116 CORVEL ENTERPRISE COMP	1	0	0%	No Filings	No Filings	No Filings
CA160 ESIS	1	0	0%	No Filings	No Filings	No Filings
CA190 GALLAGHER BASSETT SERVICES	3	1	33%	2	2	100%
CA295 RYDER SERVICES	2	0	0%	1	1	100%
CA300 SEDGWICK CLAIMS MANAGEMENT SERVICES	5	5	100%	No Filings	No Filings	No Filings
TPA Total	20	13	65% ▼	3	3	100% ▲
OLD REPUBLIC INSURANCE Group Total	20	13	65% ▼	3	3	100% ▲
PENNSYLVANIA MFG ASSN	FROIs Filed	Timely FROIs	Compliance	Payments Made	Timely Payments	Compliance
MANUFACTURERS ALLIANCE INSURANCE	*	*	*	*	*	*
PENNSYLVANIA MFG ASSN	*	*	*	*	*	*
PENNSYLVANIA MFG INDEMNITY CO	*	*	*	*	*	*
Total	*	*	*	*	*	*
PENNSYLVANIA MFG ASSN TPA Administered Claims						
CA190 GALLAGHER BASSETT SERVICES	12	12	100%	3	3	100%
CA323 THE AMERICAN EQUITY UNDERWRITERS	*	*	*	*	*	*
TPA Total	12	12	100% ▲	3	3	100% ▲
PENNSYLVANIA MFG ASSN Group Total	12	12	100% ▲	3	3	100% ▲

INSURANCE GROUP COMPLIANCE
 Lost Time FROI and Initial Indemnity Payments
 Third Quarter
 7/1/2018 - 9/30/2018

Insurance Company	Total Lost Time FROIs Filed	Lost Time FROIs Filed Timely	Compliance Percentage	Total Initial Indemnity Payments Made	Initial Indemnity Payments Made Timely	Compliance Percentage
PROTECTIVE INSURANCE	FROIs Filed	Timely FROIs	Compliance	Payments Made	Timely Payments	Compliance
CA277 PROTECTIVE INSURANCE COMPANY	*	*	*	*	*	*
Total	*	*	*	*	*	*
PROTECTIVE INSURANCE TPA Administered Claims						
CA320 SYNERNET	*	*	*	*	*	*
CA340 YORK RISK SERVICES	1	0	0%	No Filings	No Filings	No Filings
TPA Total	1	0	0% ▼	No Filings	No Filings	No Filings
PROTECTIVE INSURANCE Group Total	1	0	0% ▼	No Filings	No Filings	No Filings
QBE INSURANCE GROUP	FROIs Filed	Timely FROIs	Compliance	Payments Made	Timely Payments	Compliance
QBE INSURANCE GROUP	*	*	*	*	*	*
Total	*	*	*	*	*	*
QBE INSURANCE GROUP TPA Administered Claims						
CA190 GALLAGHER BASSETT SERVICES	*	*	*	*	*	*
CA300 SEDGWICK CLAIMS MANAGEMENT SERVICES, INC	6	5	83%	2	2	100%
TPA Total	6	5	83% ▼	2	2	100% ▲
QBE INSURANCE GROUP Group Total	6	5	83% ▼	2	2	100% ▲
RYDER SERVICES	FROIs Filed	Timely FROIs	Compliance	Payments Made	Timely Payments	Compliance
CA295 RYDER SERVICES	2	0	0%	1	1	100%
Total	2	0	0% ▼	1	1	100% ▲
RYDER SERVICES Group Total	2	0	0% ▼	1	1	100% ▲
SAFETY NATIONAL CASUALTY CORP	FROIs Filed	Timely FROIs	Compliance	Payments Made	Timely Payments	Compliance
SAFETY NATIONAL CASUALTY CORP	*	*	*	*	*	*
Total	*	*	*	*	*	*
SAFETY NATIONAL CASUALTY CORP TPA Administered Claims						
CA040 BROADSPIRE SERVICES	1	1	100%	No Filings	No Filings	No Filings
CA070 CANNON COCHRAN MANAGEMENT SERVICES	4	4	100%	1	1	100%
CA116 CORVEL ENTERPRISE COMP	5	0	0%	No Filings	No Filings	No Filings
CA190 GALLAGHER BASSETT SERVICES	2	2	100%	No Filings	No Filings	No Filings
CA252 MATRIX ABSENCE MANAGEMENT, INC.	*	*	*	*	*	*
CA300 SEDGWICK CLAIMS MANAGEMENT SERVICES	6	6	100%	2	2	100%
TPA Total	18	13	72% ▼	3	3	100% ▲
SAFETY NATIONAL CASUALTY CORP Group Total	18	13	72% ▼	3	3	100% ▲
SEDGWICK CLAIMS MANAGEMENT SERVICES	FROIs Filed	Timely FROIs	Compliance	Payments Made	Timely Payments	Compliance
CA300 SEDGWICK CLAIMS MANAGEMENT SERVICES	198	184	93%	51	50	98%
Total	198	184	93% ▲	51	50	98% ▲
SEDGWICK CLAIMS MANAGEMENT SERVICES Group Total	198	184	93% ▲	51	50	98% ▲

INSURANCE GROUP COMPLIANCE
 Lost Time FROI and Initial Indemnity Payments
 Third Quarter
 7/1/2018 - 9/30/2018

Insurance Company	Total Lost Time FROIs Filed	Lost Time FROIs Filed Timely	Compliance Percentage	Total Initial Indemnity Payments Made	Initial Indemnity Payments Made Timely	Compliance Percentage
SENTRY INSURANCE	FROIs Filed	Timely FROIs	Compliance	Payments Made	Timely Payments	Compliance
CA426 MIDDLESEX INSURANCE COMPANY	*	*	*	*	*	*
CA402 SENTRY CASUALTY	19	9	47%	9	6	67%
CA305 SENTRY INSURANCE	5	4	80%	No Filings	No Filings	No Filings
CA308 SENTRY SELECT INSURANCE	1	1	100%	No Filings	No Filings	No Filings
Total	25	14	56% ▼	9	6	67% ▼
SENTRY INSURANCE Group Total	25	14	56% ▼	9	6	67% ▼
SOMPO JAPAN INSURANCE	FROIs Filed	Timely FROIs	Compliance	Payments Made	Timely Payments	Compliance
SOMPO JAPAN INSURANCE COMPANY OF AMERICA	*	*	*	*	*	*
Total	*	*	*	*	*	*
SOMPO JAPAN INSURANCE TPA Administered Claims						
CA040 BROADSPIRE SERVICES	1	0	0%	1	1	100%
TPA Total	1	0	0% ▼	1	1	100% ▲
SOMPO JAPAN INSURANCE Group Total	1	0	0% ▼	1	1	100% ▲
STARR INDEMNITY INSURANCE	FROIs Filed	Timely FROIs	Compliance	Payments Made	Timely Payments	Compliance
STARR INDEMNITY INSURANCE	*	*	*	*	*	*
Total	*	*	*	*	*	*
STARR INDEMNITY INSURANCE TPA Administered Claims						
CA160 ESIS	2	1	50%	1	1	100%
CA190 GALLAGHER BASSETT SERVICES	3	2	67%	3	3	100%
TPA Total	5	3	60% ▼	4	4	100% ▲
STARR INDEMNITY INSURANCE Group Total	5	3	60% ▼	4	4	100% ▲
STATE OF MAINE WORKERS' COMPENSATION TRUST	FROIs Filed	Timely FROIs	Compliance	Payments Made	Timely Payments	Compliance
CA307 STATE OF MAINE WORKERS' COMPENSATION TRUST	178	155	87%	47	47	100%
Total	178	155	87% ▲	47	47	100% ▲
STATE OF MAINE WORKERS' COMPENSATION TRUST Group Total	178	155	87% ▲	47	47	100% ▲
SYNERNET	FROIs Filed	Timely FROIs	Compliance	Payments Made	Timely Payments	Compliance
CA320 SYNERNET	129	113	88%	13	12	92%
Total	129	113	88% ▲	13	12	92% ▲
SYNERNET Group Total	129	113	88% ▲	13	12	92% ▲
THE AMERICAN EQUITY UNDERWRITERS	FROIs Filed	Timely FROIs	Compliance	Payments Made	Timely Payments	Compliance
CA323 THE AMERICAN EQUITY UNDERWRITERS	2	1	50%	No Filings	No Filings	No Filings
Total	2	1	50% ▼	No Filings	No Filings	No Filings
THE AMERICAN EQUITY UNDERWRITERS Group Total	2	1	50% ▼	No Filings	No Filings	No Filings

Maine Workers' Compensation Board
 Lost Time FROI Filing Benchmark: 85%
 Initial Indemnity Payment Benchmark: 87%

* Indicates no claims activity this quarter
 ▲ Indicates benchmark met or exceeded
 ▼ Indicates benchmark not met

INSURANCE GROUP COMPLIANCE
 Lost Time FROI and Initial Indemnity Payments
 Third Quarter
 7/1/2018 - 9/30/2018

Insurance Company	Total Lost Time FROIs Filed	Lost Time FROIs Filed Timely	Compliance Percentage	Total Initial Indemnity Payments Made	Initial Indemnity Payments Made Timely	Compliance Percentage
TRAVELERS INSURANCE	FROIs Filed	Timely FROIs	Compliance	Payments Made	Timely Payments	Compliance
CA072 CHARTER OAK FIRE INSURANCE	14	7	50%	11	6	55%
CA164 FARMINGTON CASUALTY	*	*	*	*	*	*
CA284 PHOENIX INSURANCE	2	0	0%	1	0	0%
CA303 ST PAUL FIRE & MARINE INSURANCE	*	*	*	*	*	*
CA306 STANDARD FIRE INSURANCE	4	1	25%	3	2	67%
CA347 TRAVELERS CASUALTY & SURETY	1	1	100%	No Filings	No Filings	No Filings
CA348 TRAVELERS CASUALTY INSURANCE COMPANY OF AMERICA	1	1	100%	No Filings	No Filings	No Filings
CA349 TRAVELERS COMMERCIAL CASUALTY	3	1	33%	1	0	0%
CA343 TRAVELERS INDEMNITY COMPANY	*	*	*	*	*	*
CA346 TRAVELERS INDEMNITY COMPANY OF AMERICA	1	0	0%	1	1	100%
CA345 TRAVELERS PROPERTY CASUALTY INSURANCE	*	*	*	*	*	*
Total	26	11	42% ▼	17	9	53% ▼
TRAVELERS INSURANCE TPA Administered Claims						
CA116 CORVEL ENTERPRISE COMP	1	0	0%	No Filings	No Filings	No Filings
CA190 GALLAGHER BASSETT SERVICES	3	3	100%	2	2	100%
CA204 HELMSMAN MANAGEMENT SERVICES	1	1	100%	No Filings	No Filings	No Filings
CA300 SEDGWICK CLAIMS MANAGEMENT SERVICES	1	1	100%	No Filings	No Filings	No Filings
TPA Total	6	5	83% ▼	2	2	100% ▲
TRAVELERS INSURANCE Group Total	32	16	50% ▼	19	11	58% ▼
VANLINER INSURANCE	FROIs Filed	Timely FROIs	Compliance	Payments Made	Timely Payments	Compliance
CA379 VANLINER INSURANCE	1	0	0%	1	1	100%
Total	1	0	0% ▼	1	1	100% ▲
VANLINER INSURANCE Group Total	1	0	0% ▼	1	1	100% ▲
XL INSURANCE	FROIs Filed	Timely FROIs	Compliance	Payments Made	Timely Payments	Compliance
CA384 XL INSURANCE	*	*	*	*	*	*
Total	*	*	*	*	*	*
XL INSURANCE TPA Administered Claims						
CA040 BROADSPIRE SERVICES	1	1	100%	No Filings	No Filings	No Filings
CA116 CORVEL ENTERPRISE COMP	1	1	100%	1	1	100%
CA190 GALLAGHER BASSETT SERVICES	10	8	80%	4	4	100%
CA300 SEDGWICK CLAIMS MANAGEMENT SERVICES	15	13	87%	3	3	100%
TPA Total	27	23	85% ▲	8	8	100% ▲
XL INSURANCE Group Total	27	23	85% ▲	8	8	100% ▲

INSURANCE GROUP COMPLIANCE

Lost Time FROI and Initial Indemnity Payments

Third Quarter

7/1/2018 - 9/30/2018

Insurance Company	Total Lost Time FROIs Filed	Lost Time FROIs Filed Timely	Compliance Percentage	Total Initial Indemnity Payments Made	Initial Indemnity Payments Made Timely	Compliance Percentage
YORK RISK SERVICES	FROIs Filed	Timely FROIs	Compliance	Payments Made	Timely Payments	Compliance
CA340 YORK RISK SERVICES	6	2	33%	2	1	50%
Total	6	2	33% ▼	2	1	50% ▼
YORK RISK SERVICES Group Total	6	2	33% ▼	2	1	50% ▼
ZURICH INSURANCE	FROIs Filed	Timely FROIs	Compliance	Payments Made	Timely Payments	Compliance
CA021 AMERICAN GUARANTEE & LIABILITY	*	*	*	*	*	*
CA022 AMERICAN ZURICH	9	7	78%	1	0	0%
CA400 ZURICH AMERICAN INSURANCE	9	8	89%	4	3	75%
CA404 ZURICH AMERICAN INSURANCE COMPANY OF ILLINOIS	3	2	67%	2	1	50%
Total	21	17	81% ▼	7	4	57% ▼
ZURICH INSURANCE TPA Administered Claims						
CA160 ESIS	2	1	50%	No Filings	No Filings	No Filings
CA190 GALLAGHER BASSETT SERVICES	7	5	71%	3	3	100%
CA292 PATRIOT RISK SERVICES	*	*	*	*	*	*
CA300 SEDGWICK CLAIMS MANAGEMENT SERVICES	9	9	100%	2	2	100%
TPA Total	18	15	83% ▼	5	5	100% ▲
ZURICH INSURANCE Group Total	39	32	82% ▼	12	9	75% ▼

Appendix B

**Insurance Group Compliance
Initial MOP and Initial Indemnity NOC Filings
Third Quarter 2018
7/1/2018-9/30/2018**

INSURANCE GROUP COMPLIANCE
Initial MOP and Initial Indemnity NOC Filings
Third Quarter
7/1/2018 - 9/30/2018

Insurance Company	Total Initial MOPs Filed	Initial MOPs Filed Timely	Compliance Percentage	Total Initial Indemnity NOCs Filed	Initial Indemnity NOCs Filed Timely	Compliance Percentage
ACADIA INSURANCE	MOPs Filed	Timely MOPs	Compliance	NOCs Filed	Timely NOCs	Compliance
CA010 ACADIA INSURANCE	19	18	95%	10	10	100%
Total	19	18	95% ▲	10	10	100% ▲
ACADIA INSURANCE Group Total	19	18	95% ▲	10	10	100% ▲
ACUITY MUTUAL INSURANCE	MOPs Filed	Timely MOPs	Compliance	NOCs Filed	Timely NOCs	Compliance
CA418 ACUITY MUTUAL INSURANCE	No Filings	No Filings	No Filings	No Filings	No Filings	No Filings
Total	No Filings	No Filings	No Filings	No Filings	No Filings	No Filings
ACUITY MUTUAL INSURANCE Group Total	No Filings	No Filings	No Filings	No Filings	No Filings	No Filings
AIG INSURANCE	MOPs Filed	Timely MOPs	Compliance	NOCs Filed	Timely NOCs	Compliance
CA015 AIG CLAIMS, INC	22	20	91%	24	24	100%
Total	22	20	91% ▲	24	24	100% ▲
AIG INSURANCE TPA Administered Claims						
CA012 ALTERNATIVE SERVICE CONCEPTS LLC	No Filings	No Filings	No Filings	No Filings	No Filings	No Filings
CA160 ESIS	1	1	100%	3	3	100%
CA190 GALLAGHER BASSETT SERVICES	*	*	*	*	*	*
CA300 SEDGWICK CLAIMS MANAGEMENT SERVICES	*	*	*	*	*	*
TPA Total	1	1	100% ▲	3	3	100% ▲
AIG INSURANCE Group Total	23	21	91% ▲	27	27	100% ▲
ALTERNATIVE SERVICE CONCEPTS LLC	MOPs Filed	Timely MOPs	Compliance	NOCs Filed	Timely NOCs	Compliance
CA012 ALTERNATIVE SERVICE CONCEPTS LLC	No Filings	No Filings	No Filings	No Filings	No Filings	No Filings
Total	No Filings	No Filings	No Filings	No Filings	No Filings	No Filings
ALTERNATIVE SERVICE CONCEPTS LLC Group Total	No Filings	No Filings	No Filings	No Filings	No Filings	No Filings
AMTRUST INSURANCE	MOPs Filed	Timely MOPs	Compliance	NOCs Filed	Timely NOCs	Compliance
CA437 SECURITY NATIONAL INSURANCE	*	*	*	*	*	*
CA342 TECHNOLOGY INSURANCE	2	2	100%	1	1	100%
CA381 WESCO INSURANCE	7	6	86%	1	1	100%
Total	9	8	89% ▲	2	2	100% ▲
AMTRUST INSURANCE Group Total	9	8	89% ▲	2	2	100% ▲

INSURANCE GROUP COMPLIANCE
Initial MOP and Initial Indemnity NOC Filings
Third Quarter
7/1/2018 - 9/30/2018

Insurance Company	Total Initial MOPs Filed	Initial MOPs Filed Timely	Compliance Percentage	Total Initial Indemnity NOCs Filed	Initial Indemnity NOCs Filed Timely	Compliance Percentage
ARCH INSURANCE	MOPs Filed	Timely MOPs	Compliance	NOCs Filed	Timely NOCs	Compliance
ARCH INSURANCE	*	*	*	*	*	*
Total	*	*	*	*	*	*
ARCH INSURANCE TPA Administered Claims						
CA040 BROADSPIRE SERVICES	*	*	*	*	*	*
CA117 COTTINGHAM & BUTLER CLAIMS SERVICES	1	1	100%	No Filings	No Filings	No Filings
CA160 ESIS	*	*	*	*	*	*
CA190 GALLAGHER BASSETT SERVICES	3	0	0%	1	1	100%
CA204 HELMSMAN MANAGEMENT SERVICES	*	*	*	*	*	*
CA300 SEDGWICK CLAIMS MANAGEMENT SERVICES	1	1	100%	1	1	100%
CA340 YORK RISK SERVICES	*	*	*	*	*	*
TPA Total	5	2	40% ▼	2	2	100% ▲
ARCH INSURANCE Group Total	5	2	40% ▼	2	2	100% ▲
BATH IRON WORKS	MOPs Filed	Timely MOPs	Compliance	NOCs Filed	Timely NOCs	Compliance
CA036 BATH IRON WORKS	16	16	100%	9	9	100%
Total	16	16	100% ▲	9	9	100% ▲
BATH IRON WORKS Group Total	16	16	100% ▲	9	9	100% ▲
BENCHMARK INSURANCE	MOPs Filed	Timely MOPs	Compliance	NOCs Filed	Timely NOCs	Compliance
32352 BENCHMARK INSURANCE	*	*	*	*	*	*
Total	*	*	*	*	*	*
BENCHMARK INSURANCE TPA Administered Claims						
CA040 BROADSPIRE SERVICES	1	0	0%	No Filings	No Filings	No Filings
CA340 YORK RISK SERVICES	1	1	100%	No Filings	No Filings	No Filings
TPA Total	2	1	50% ▼	No Filings	No Filings	No Filings
BENCHMARK INSURANCE Group Total	2	1	50% ▼	No Filings	No Filings	No Filings
BROADSPIRE SERVICES	MOPs Filed	Timely MOPs	Compliance	NOCs Filed	Timely NOCs	Compliance
CA040 BROADSPIRE SERVICES	4	4	100%	No Filings	No Filings	No Filings
Total	4	4	100% ▲	No Filings	No Filings	No Filings
BROADSPIRE SERVICES Group Total	4	4	100% ▲	No Filings	No Filings	No Filings
CANNON COCHRAN MANAGEMENT SERVICES	MOPs Filed	Timely MOPs	Compliance	NOCs Filed	Timely NOCs	Compliance
CA070 CANNON COCHRAN MANAGEMENT SERVICES	25	24	96%	10	10	100%
Total	25	24	96% ▲	10	10	100% ▲
CANNON COCHRAN MANAGEMENT SERVICES Group Total	25	24	96% ▲	10	10	100% ▲

INSURANCE GROUP COMPLIANCE
Initial MOP and Initial Indemnity NOC Filings
Third Quarter
7/1/2018 - 9/30/2018

Insurance Company	Total Initial MOPs Filed	Initial MOPs Filed Timely	Compliance Percentage	Total Initial Indemnity NOCs Filed	Initial Indemnity NOCs Filed Timely	Compliance Percentage
CHESTERFIELD SERVICES	MOPs Filed	Timely MOPs	Compliance	NOCs Filed	Timely NOCs	Compliance
CA080 CHESTERFIELD SERVICES	2	2	100%	No Filings	No Filings	No Filings
Total	2	2	100% ▲	No Filings	No Filings	No Filings
CHESTERFIELD SERVICES Group Total	2	2	100% ▲	No Filings	No Filings	No Filings
CHUBB INSURANCE	MOPs Filed	Timely MOPs	Compliance	NOCs Filed	Timely NOCs	Compliance
ACE AMERICAN INSURANCE COMPANY	*	*	*	*	*	*
ACE INSURANCE	*	*	*	*	*	*
CA046 CHUBB INSURANCE	*	*	*	*	*	*
CA090 FEDERAL INSURANCE	*	*	*	*	*	*
INDEMNITY INS CO OF NORTH AMERICA	*	*	*	*	*	*
PACIFIC INDEMNITY CO	*	*	*	*	*	*
Total	*	*	*	*	*	*
CHUBB INSURANCE TPA Administered Claims						
CA040 BROADSPIRE SERVICES	1	1	100%	No Filings	No Filings	No Filings
CA070 CANNON COCHRAN MANAGEMENT SERVICES	No Filings	No Filings	No Filings	No Filings	No Filings	No Filings
CA110 CONSTITUTION STATE SERVICES	6	5	83%	2	1	50%
CA116 CORVEL ENTERPRISE COMP	No Filings	No Filings	No Filings	No Filings	No Filings	No Filings
CA160 ESIS	7	5	71%	3	3	100%
CA190 GALLAGHER BASSETT SERVICES	17	12	71%	2	1	50%
CA204 HELMSMAN MANAGEMENT SERVICES	2	1	50%	5	4	80%
CA300 SEDGWICK CLAIMS MANAGEMENT SERVICES	32	27	84%	22	22	100%
CA340 YORK RISK SERVICES	No Filings	No Filings	No Filings	No Filings	No Filings	No Filings
TPA Total	65	51	78% ▼	34	31	91% ▲
CHUBB INSURANCE Group Total	65	51	78% ▼	34	31	91% ▲
CIANBRO CORPORATION	MOPs Filed	Timely MOPs	Compliance	NOCs Filed	Timely NOCs	Compliance
CA085 CIANBRO CORPORATION	No Filings	No Filings	No Filings	No Filings	No Filings	No Filings
Total	No Filings	No Filings	No Filings	No Filings	No Filings	No Filings
CIANBRO CORPORATION Group Total	No Filings	No Filings	No Filings	No Filings	No Filings	No Filings
CINCINNATI INSURANCE	MOPs Filed	Timely MOPs	Compliance	NOCs Filed	Timely NOCs	Compliance
CA438 CINCINNATI INSURANCE	1	1	100%	No Filings	No Filings	No Filings
Total	1	1	100% ▲	No Filings	No Filings	No Filings
CINCINNATI INSURANCE Group Total	1	1	100% ▲	No Filings	No Filings	No Filings
CLAIMS MANAGEMENT (WALMART)	MOPs Filed	Timely MOPs	Compliance	NOCs Filed	Timely NOCs	Compliance
CA100 CLAIMS MANAGEMENT (WALMART)	3	3	100%	9	9	100%
Total	3	3	100% ▲	9	9	100% ▲
CLAIMS MANAGEMENT (WALMART) Group Total	3	3	100% ▲	9	9	100% ▲

INSURANCE GROUP COMPLIANCE
Initial MOP and Initial Indemnity NOC Filings
Third Quarter
7/1/2018 - 9/30/2018

Insurance Company	Total Initial MOPs Filed	Initial MOPs Filed Timely	Compliance Percentage	Total Initial Indemnity NOCs Filed	Initial Indemnity NOCs Filed Timely	Compliance Percentage
CNA INSURANCE	MOPs Filed	Timely MOPs	Compliance	NOCs Filed	Timely NOCs	Compliance
CA017 AMERICAN CASUALTY COMPANY OF READING PA	No Filings	No Filings	No Filings	No Filings	No Filings	No Filings
CA083 CNA CLAIMS PLUS	*	*	*	*	*	*
CA050 CONTINENTAL CASUALTY	No Filings	No Filings	No Filings	No Filings	No Filings	No Filings
Total	No Filings	No Filings	No Filings	No Filings	No Filings	No Filings
CNA INSURANCE TPA Administered Claims						
CA190 GALLAGHER BASSETT SERVICES	*	*	*	*	*	*
TPA Total	*	*	*	*	*	*
CNA INSURANCE Group Total	No Filings	No Filings	No Filings	No Filings	No Filings	No Filings
CONSTITUTION STATE SERVICES	MOPs Filed	Timely MOPs	Compliance	NOCs Filed	Timely NOCs	Compliance
CA110 CONSTITUTION STATE SERVICES	6	5	83%	2	1	50%
Total	6	5	83% ▼	2	1	50% ▼
CONSTITUTION STATE SERVICES Group Total	6	5	83% ▼	2	1	50% ▼
CONTINENTAL INDEMNITY	MOPs Filed	Timely MOPs	Compliance	NOCs Filed	Timely NOCs	Compliance
CA115 CONTINENTAL INDEMNITY	1	0	0%	No Filings	No Filings	No Filings
Total	1	0	0% ▼	No Filings	No Filings	No Filings
CONTINENTAL INDEMNITY Group Total	1	0	0% ▼	No Filings	No Filings	No Filings
CORVEL ENTERPRISE COMP	MOPs Filed	Timely MOPs	Compliance	NOCs Filed	Timely NOCs	Compliance
CA116 CORVEL ENTERPRISE COMP	2	2	100%	No Filings	No Filings	No Filings
Total	2	2	100% ▲	No Filings	No Filings	No Filings
CORVEL ENTERPRISE COMP Group Total	2	2	100% ▲	No Filings	No Filings	No Filings
COTTINGHAM & BUTLER CLAIMS SERVICES	MOPs Filed	Timely MOPs	Compliance	NOCs Filed	Timely NOCs	Compliance
CA117 COTTINGHAM & BUTLER CLAIMS SERVICES	1	1	100%	No Filings	No Filings	No Filings
Total	1	1	100% ▲	No Filings	No Filings	No Filings
COTTINGHAM & BUTLER CLAIMS SERVICES Group Total	1	1	100% ▲	No Filings	No Filings	No Filings
CROSS INSURANCE	MOPs Filed	Timely MOPs	Compliance	NOCs Filed	Timely NOCs	Compliance
CA093 CROSS INSURANCE	22	20	91%	74	74	100%
Total	22	20	91% ▲	74	74	100% ▲
CROSS INSURANCE Group Total	22	20	91% ▲	74	74	100% ▲
EASTERN ALLIANCE INSURANCE	MOPs Filed	Timely MOPs	Compliance	NOCs Filed	Timely NOCs	Compliance
CA141 EASTERN ALLIANCE INSURANCE	22	16	73%	11	9	82%
Total	22	16	73% ▼	11	9	82% ▼
EASTERN ALLIANCE INSURANCE Group Total	22	16	73% ▼	11	9	82% ▼

INSURANCE GROUP COMPLIANCE
Initial MOP and Initial Indemnity NOC Filings
Third Quarter
7/1/2018 - 9/30/2018

Insurance Company	Total Initial MOPs Filed	Initial MOPs Filed Timely	Compliance Percentage	Total Initial Indemnity NOCs Filed	Initial Indemnity NOCs Filed Timely	Compliance Percentage
ELECTRIC INSURANCE	MOPs Filed	Timely MOPs	Compliance	NOCs Filed	Timely NOCs	Compliance
CA150 ELECTRIC INSURANCE	*	*	*	*	*	*
Total	*	*	*	*	*	*
ELECTRIC INSURANCE TPA Administered Claims						
CA300 SEDGWICK CLAIMS MANAGEMENT SERVICES	1	0	0%	1	1	100%
TPA Total	1	0	0% ▼	1	1	100% ▲
ELECTRIC INSURANCE Group Total	1	0	0% ▼	1	1	100% ▲
ESIS	MOPs Filed	Timely MOPs	Compliance	NOCs Filed	Timely NOCs	Compliance
CA160 ESIS	10	7	70%	8	7	88%
Total	10	7	70% ▼	8	7	88% ▼
ESIS Group Total	10	7	70% ▼	8	7	88% ▼
FEDERATED MUTUAL INSURANCE	MOPs Filed	Timely MOPs	Compliance	NOCs Filed	Timely NOCs	Compliance
CA091 FEDERATED MUTUAL INSURANCE	2	1	50%	1	1	100%
CA092 FEDERATED SERVICE INSURANCE	1	0	0%	No Filings	No Filings	No Filings
Total	3	1	33% ▼	1	1	100% ▲
FEDERATED MUTUAL INSURANCE Group Total	3	1	33% ▼	1	1	100% ▲
FUTURECOMP	MOPs Filed	Timely MOPs	Compliance	NOCs Filed	Timely NOCs	Compliance
CA175 FUTURECOMP	7	6	86%	10	10	100%
Total	7	6	86% ▲	10	10	100% ▲
FUTURECOMP Group Total	7	6	86% ▲	10	10	100% ▲
GALLAGHER BASSETT SERVICES	MOPs Filed	Timely MOPs	Compliance	NOCs Filed	Timely NOCs	Compliance
CA190 GALLAGHER BASSETT SERVICES	37	34	92%	12	11	92%
Total	37	34	92% ▲	12	11	92% ▲
GALLAGHER BASSETT SERVICES Group Total	37	34	92% ▲	12	11	92% ▲
GREAT AMERICAN INSURANCE	MOPs Filed	Timely MOPs	Compliance	NOCs Filed	Timely NOCs	Compliance
CA193 GREAT AMERICAN INSURANCE	*	*	*	*	*	*
Total	*	*	*	*	*	*
GREAT AMERICAN INSURANCE TPA Administered Claims						
CA323 THE AMERICAN EQUITY UNDERWRITERS	No Filings	No Filings	No Filings	No Filings	No Filings	No Filings
TPA Total	No Filings	No Filings	No Filings	No Filings	No Filings	No Filings
GREAT AMERICAN INSURANCE Group Total	No Filings	No Filings	No Filings	No Filings	No Filings	No Filings

INSURANCE GROUP COMPLIANCE
Initial MOP and Initial Indemnity NOC Filings
Third Quarter
7/1/2018 - 9/30/2018

Insurance Company	Total Initial MOPs Filed	Initial MOPs Filed Timely	Compliance Percentage	Total Initial Indemnity NOCs Filed	Initial Indemnity NOCs Filed Timely	Compliance Percentage
GREAT FALLS INSURANCE	MOPs Filed	Timely MOPs	Compliance	NOCs Filed	Timely NOCs	Compliance
GREAT FALLS INSURANCE	*	*	*	*	*	*
Total	*	*	*	*	*	*
GREAT FALLS INSURANCE TPA Administered Claims						
CA070 CANNON COCHRAN MANAGEMENT SERVICES	4	4	100%	1	1	100%
TPA Total	4	4	100% ▲	1	1	100% ▲
GREAT FALLS INSURANCE Group Total	4	4	100% ▲	1	1	100% ▲
GREAT WEST INSURANCE	MOPs Filed	Timely MOPs	Compliance	NOCs Filed	Timely NOCs	Compliance
CA196 GREAT WEST INSURANCE	2	1	50%	No Filings	No Filings	No Filings
Total	2	1	50% ▼	No Filings	No Filings	No Filings
GREAT WEST INSURANCE Group Total	2	1	50% ▼	No Filings	No Filings	No Filings
GUARD INSURANCE	MOPs Filed	Timely MOPs	Compliance	NOCs Filed	Timely NOCs	Compliance
CA019 AMGUARD INSURANCE	3	3	100%	No Filings	No Filings	No Filings
CA140 EASTGUARD INSURANCE	1	0	0%	1	1	100%
CA272 NORGUARD INSURANCE	1	1	100%	No Filings	No Filings	No Filings
Total	5	4	80% ▼	1	1	100% ▲
GUARD INSURANCE Group Total	5	4	80% ▼	1	1	100% ▲
HANNAFORD BROTHERS	MOPs Filed	Timely MOPs	Compliance	NOCs Filed	Timely NOCs	Compliance
CA201 HANNAFORD BROTHERS	26	17	65%	10	6	60%
Total	26	17	65% ▼	10	6	60% ▼
HANNAFORD BROTHERS Group Total	26	17	65% ▼	10	6	60% ▼
HANOVER INSURANCE	MOPs Filed	Timely MOPs	Compliance	NOCs Filed	Timely NOCs	Compliance
CA428 ALLMERICA FINANCIAL BENEFIT INSURANCE	1	0	0%	1	1	100%
CA048 CITIZENS INSURANCE COMPANY OF AMERICA	1	1	100%	No Filings	No Filings	No Filings
CA429 HANOVER AMERICAN INSURANCE	No Filings	No Filings	No Filings	No Filings	No Filings	No Filings
CA202 HANOVER INSURANCE	2	1	50%	3	3	100%
CA228 MASSACHUSETTS BAY INSURANCE	3	2	67%	No Filings	No Filings	No Filings
Total	7	4	57% ▼	4	4	100% ▲
HANOVER INSURANCE Group Total	7	4	57% ▼	4	4	100% ▲

INSURANCE GROUP COMPLIANCE
 Initial MOP and Initial Indemnity NOC Filings
 Third Quarter
 7/1/2018 - 9/30/2018

Insurance Company	Total Initial MOPs Filed	Initial MOPs Filed Timely	Compliance Percentage	Total Initial Indemnity NOCs Filed	Initial Indemnity NOCs Filed Timely	Compliance Percentage
HARTFORD INSURANCE						
CA188 HARTFORD ACCIDENT & INDEMNITY	No Filings	No Filings	No Filings	No Filings	No Filings	No Filings
CA185 HARTFORD CASUALTY INSURANCE	No Filings	No Filings	No Filings	1	1	100%
CA203 HARTFORD FIRE INSURANCE	2	2	100%	No Filings	No Filings	No Filings
CA186 HARTFORD INSURANCE COMPANY OF THE MIDWEST	*	*	*	*	*	*
CA187 HARTFORD UNDERWRITERS INSURANCE	No Filings	No Filings	No Filings	No Filings	No Filings	No Filings
CA288 PROPERTY & CASUALTY INSURANCE COMPANY OF HARTFORD	4	4	100%	7	6	86%
CA296 SENTINEL INSURANCE	No Filings	No Filings	No Filings	1	1	100%
CA319 TRUMBULL INSURANCE	1	1	100%	1	1	100%
CA321 TWIN CITY FIRE INSURANCE	*	*	*	*	*	*
Total	7	7	100% ▲	10	9	90% ▲
HARTFORD INSURANCE TPA Administered Claims						
CA040 BROADSPIRE SERVICES	*	*	*	*	*	*
CA070 CANNON COCHRAN MANAGEMENT SERVICES	No Filings	No Filings	No Filings	No Filings	No Filings	No Filings
CA116 CORVEL ENTERPRISE COMP	1	1	100%	No Filings	No Filings	No Filings
CA190 GALLAGHER BASSETT SERVICES	*	*	*	*	*	*
CA300 SEDGWICK CLAIMS MANAGEMENT SERVICES	No Filings	No Filings	No Filings	1	1	100%
CA323 THE AMERICAN EQUITY UNDERWRITERS	*	*	*	*	*	*
CA280 TRISTAR RISK ENTERPRISE MANAGEMENT	*	*	*	*	*	*
CA340 YORK RISK SERVICES	*	*	*	*	*	*
TPA Total	1	1	100% ▲	1	1	100% ▲
HARTFORD INSURANCE Group Total	8	8	100% ▲	11	10	91% ▲
HELMSMAN MANAGEMENT SERVICES						
CA204 HELMSMAN MANAGEMENT SERVICES	6	5	83%	8	6	75%
Total	6	5	83% ▼	8	6	75% ▼
HELMSMAN MANAGEMENT SERVICES Group Total	6	5	83% ▼	8	6	75% ▼

INSURANCE GROUP COMPLIANCE
Initial MOP and Initial Indemnity NOC Filings
Third Quarter
7/1/2018 - 9/30/2018

Insurance Company	Total Initial MOPs Filed	Initial MOPs Filed Timely	Compliance Percentage	Total Initial Indemnity NOCs Filed	Initial Indemnity NOCs Filed Timely	Compliance Percentage
LIBERTY MUTUAL INSURANCE	MOPs Filed	Timely MOPs	Compliance	NOCs Filed	Timely NOCs	Compliance
CA003 AMERICAN FIRE & CASUALTY INSURANCE	3	3	100%	1	1	100%
CA380 EMPLOYERS INSURANCE OF WAUSAU	*	*	*	*	*	*
CA162 EXCELSIOR INSURANCE	*	*	*	*	*	*
CA210 LIBERTY MUTUAL INSURANCE	24	21	88%	9	9	100%
CA406 OHIO CASUALTY INSURANCE	5	5	100%	No Filings	No Filings	No Filings
CA407 OHIO SECURITY INSURANCE	4	4	100%	No Filings	No Filings	No Filings
CA283 PEERLESS INDEMNITY INSURANCE	1	1	100%	No Filings	No Filings	No Filings
CA275 PEERLESS INSURANCE	1	1	100%	No Filings	No Filings	No Filings
CA309 THE NETHERLANDS INSURANCE	No Filings	No Filings	No Filings	No Filings	No Filings	No Filings
CA408 WEST AMERICAN INSURANCE	*	*	*	*	*	*
Total	38	35	92% ▲	10	10	100% ▲
LIBERTY MUTUAL INSURANCE Group Total	38	35	92% ▲	10	10	100% ▲
MAINE AUTOMOBILE DEALERS ASSOCIATION	MOPs Filed	Timely MOPs	Compliance	NOCs Filed	Timely NOCs	Compliance
CA220 MAINE AUTOMOBILE DEALERS ASSOCIATION	10	10	100%	No Filings	No Filings	No Filings
Total	10	10	100% ▲	No Filings	No Filings	No Filings
MAINE AUTOMOBILE DEALERS ASSOCIATION Group Total	10	10	100% ▲	No Filings	No Filings	No Filings
MAINE EMPLOYERS' MUTUAL INSURANCE	MOPs Filed	Timely MOPs	Compliance	NOCs Filed	Timely NOCs	Compliance
CA260 MAINE EMPLOYERS' MUTUAL INSURANCE	292	264	90%	305	286	94%
Total	292	264	90% ▲	305	286	94% ▲
MAINE EMPLOYERS' MUTUAL INSURANCE TPA Administered Claims						
CA070 CANNON COCHRAN MANAGEMENT SERVICES	*	*	*	*	*	*
TPA Total	*	*	*	*	*	*
MAINE EMPLOYERS' MUTUAL INSURANCE Group Total	292	264	90% ▲	305	286	94% ▲
MAINE HEALTHCARE ASSOCIATION	MOPs Filed	Timely MOPs	Compliance	NOCs Filed	Timely NOCs	Compliance
CA234 MAINE HEALTHCARE ASSOCIATION	5	5	100%	5	5	100%
Total	5	5	100% ▲	5	5	100% ▲
MAINE HEALTHCARE ASSOCIATION Group Total	5	5	100% ▲	5	5	100% ▲
MAINE MOTOR TRANSPORT ASSOCIATION	MOPs Filed	Timely MOPs	Compliance	NOCs Filed	Timely NOCs	Compliance
CA230 MAINE MOTOR TRANSPORT ASSOCIATION	5	5	100%	5	5	100%
Total	5	5	100% ▲	5	5	100% ▲
MAINE MOTOR TRANSPORT ASSOCIATION Group Total	5	5	100% ▲	5	5	100% ▲
MAINE MUNICIPAL ASSOCIATION	MOPs Filed	Timely MOPs	Compliance	NOCs Filed	Timely NOCs	Compliance
CA225 MAINE MUNICIPAL ASSOCIATION	49	46	94%	43	42	98%
Total	49	46	94% ▲	43	42	98% ▲
MAINE MUNICIPAL ASSOCIATION Group Total	49	46	94% ▲	43	42	98% ▲

Maine Workers' Compensation Board
Initial MOP Filing Benchmark: 85%
Initial Indemnity NOC Benchmark: 90%

* Indicates no claims activity this quarter
▲ Indicates benchmark met or exceeded
▼ Indicates benchmark not met

INSURANCE GROUP COMPLIANCE
Initial MOP and Initial Indemnity NOC Filings
Third Quarter
7/1/2018 - 9/30/2018

Insurance Company	Total Initial MOPs Filed	Initial MOPs Filed Timely	Compliance Percentage	Total Initial Indemnity NOCs Filed	Initial Indemnity NOCs Filed Timely	Compliance Percentage
MAINE SCHOOL MANAGEMENT ASSOCIATION	MOPs Filed	Timely MOPs	Compliance	NOCs Filed	Timely NOCs	Compliance
CA250 MAINE SCHOOL MANAGEMENT ASSOCIATION	16	15	94%	8	8	100%
Total	16	15	94% ▲	8	8	100% ▲
MAINE SCHOOL MANAGEMENT ASSOCIATION Group Total	16	15	94% ▲	8	8	100% ▲
MEADOWBROOK INSURANCE	MOPs Filed	Timely MOPs	Compliance	NOCs Filed	Timely NOCs	Compliance
CA255 MEADOWBROOK INSURANCE	1	1	100%	No Filings	No Filings	No Filings
Total	1	1	100% ▲	No Filings	No Filings	No Filings
MEADOWBROOK INSURANCE Group Total	1	1	100% ▲	No Filings	No Filings	No Filings
NATIONAL INTERSTATE INSURANCE	MOPs Filed	Timely MOPs	Compliance	NOCs Filed	Timely NOCs	Compliance
CA267 NATIONAL INTERSTATE INSURANCE COMPANY	1	0	0%	1	1	100%
Total	1	0	0% ▼	1	1	100% ▲
NATIONAL INTERSTATE INSURANCE Group Total	1	0	0% ▼	1	1	100% ▲
NATIONWIDE INSURANCE	MOPs Filed	Timely MOPs	Compliance	NOCs Filed	Timely NOCs	Compliance
CA198 HARLEYSVILLE WORSTER INSURANCE	*	*	*	*	*	*
CA289 NATIONAL CASUALTY	1	1	100%	No Filings	No Filings	No Filings
CA291 NATIONWIDE AGRIBUSINESS INSURANCE	*	*	*	*	*	*
Total	1	1	100% ▲	No Filings	No Filings	No Filings
NATIONWIDE INSURANCE Group Total	1	1	100% ▲	No Filings	No Filings	No Filings
NEXT LEVEL ADMINISTRATOR LLC	MOPs Filed	Timely MOPs	Compliance	NOCs Filed	Timely NOCs	Compliance
CA433 NEXT LEVEL ADMINISTRATOR LLC	1	0	0%	No Filings	No Filings	No Filings
Total	1	0	0% ▼	No Filings	No Filings	No Filings
NEXT LEVEL ADMINISTRATOR LLC Group Total	1	0	0% ▼	No Filings	No Filings	No Filings
NGM INSURANCE	MOPs Filed	Timely MOPs	Compliance	NOCs Filed	Timely NOCs	Compliance
CA265 NGM INSURANCE	No Filings	No Filings	No Filings	No Filings	No Filings	No Filings
Total	No Filings	No Filings	No Filings	No Filings	No Filings	No Filings
NGM INSURANCE Group Total	No Filings	No Filings	No Filings	No Filings	No Filings	No Filings
NORTH RIVER INSURANCE	MOPs Filed	Timely MOPs	Compliance	NOCs Filed	Timely NOCs	Compliance
CA257 NORTH RIVER INSURANCE	*	*	*	*	*	*
Total	*	*	*	*	*	*
NORTH RIVER INSURANCE TPA Administered Claims	MOPs Filed	Timely MOPs	Compliance	NOCs Filed	Timely NOCs	Compliance
CA040 BROADSPIRE SERVICES	1	1	100%	No Filings	No Filings	No Filings
TPA Total	1	1	100% ▲	No Filings	No Filings	No Filings
NORTH RIVER INSURANCE Group Total	1	1	100% ▲	No Filings	No Filings	No Filings

INSURANCE GROUP COMPLIANCE
Initial MOP and Initial Indemnity NOC Filings
Third Quarter
7/1/2018 - 9/30/2018

Insurance Company	Total Initial MOPs Filed	Initial MOPs Filed Timely	Compliance Percentage	Total Initial Indemnity NOCs Filed	Initial Indemnity NOCs Filed Timely	Compliance Percentage
OLD REPUBLIC INSURANCE	MOPs Filed	Timely MOPs	Compliance	NOCs Filed	Timely NOCs	Compliance
OLD REPUBLIC GENERAL INSURANCE CORP.	*	*	*	*	*	*
OLD REPUBLIC INSURANCE	*	*	*	*	*	*
Total	*	*	*	*	*	*
OLD REPUBLIC INSURANCE TPA Administered Claims						
CA070 CANNON COCHRAN MANAGEMENT SERVICES	No Filings	No Filings	No Filings	1	1	100%
CA116 CORVEL ENTERPRISE COMP	No Filings	No Filings	No Filings	No Filings	No Filings	No Filings
CA160 ESIS	No Filings	No Filings	No Filings	No Filings	No Filings	No Filings
CA190 GALLAGHER BASSETT SERVICES	2	1	50%	No Filings	No Filings	No Filings
CA295 RYDER SERVICES	1	0	0%	1	0	0%
CA300 SEDGWICK CLAIMS MANAGEMENT SERVICES	No Filings	No Filings	No Filings	No Filings	No Filings	No Filings
TPA Total	3	1	33% ▼	2	1	50% ▼
OLD REPUBLIC INSURANCE Group Total	3	1	33% ▼	2	1	50% ▼
PENNSYLVANIA MFG ASSN	MOPs Filed	Timely MOPs	Compliance	NOCs Filed	Timely NOCs	Compliance
MANUFACTURERS ALLIANCE INSURANCE	*	*	*	*	*	*
PENNSYLVANIA MFG ASSN	*	*	*	*	*	*
PENNSYLVANIA MFG INDEMNITY CO	*	*	*	*	*	*
Total	*	*	*	*	*	*
PENNSYLVANIA MFG ASSN TPA Administered Claims						
CA190 GALLAGHER BASSETT SERVICES	3	3	100%	4	4	100%
CA323 THE AMERICAN EQUITY UNDERWRITERS	*	*	*	*	*	*
TPA Total	3	3	100% ▲	4	4	100% ▲
PENNSYLVANIA MFG ASSN Group Total	3	3	100% ▲	4	4	100% ▲
PROTECTIVE INSURANCE	MOPs Filed	Timely MOPs	Compliance	NOCs Filed	Timely NOCs	Compliance
CA277 PROTECTIVE INSURANCE COMPANY	*	*	*	*	*	*
Total	*	*	*	*	*	*
PROTECTIVE INSURANCE TPA Administered Claims						
CA320 SYNERNET	*	*	*	*	*	*
CA340 YORK RISK SERVICES	No Filings	No Filings	No Filings	No Filings	No Filings	No Filings
TPA Total	No Filings	No Filings	No Filings	No Filings	No Filings	No Filings
PROTECTIVE INSURANCE Group Total	No Filings	No Filings	No Filings	No Filings	No Filings	No Filings

INSURANCE GROUP COMPLIANCE
Initial MOP and Initial Indemnity NOC Filings
Third Quarter
7/1/2018 - 9/30/2018

Insurance Company	Total Initial MOPs Filed	Initial MOPs Filed Timely	Compliance Percentage	Total Initial Indemnity NOCs Filed	Initial Indemnity NOCs Filed Timely	Compliance Percentage
QBE INSURANCE GROUP	MOPs Filed	Timely MOPs	Compliance	NOCs Filed	Timely NOCs	Compliance
QBE INSURANCE GROUP	*	*	*	*	*	*
Total	*	*	*	*	*	*
QBE INSURANCE GROUP TPA Administered Claims						
CA190 GALLAGHER BASSETT SERVICES	*	*	*	*	*	*
CA300 SEDGWICK CLAIMS MANAGEMENT SERVICES, INC	2	2	100%	1	1	100%
TPA Total	2	2	100% ▲	1	1	100% ▲
QBE INSURANCE GROUP Group Total	2	2	100% ▲	1	1	100% ▲
RYDER SERVICES	MOPs Filed	Timely MOPs	Compliance	NOCs Filed	Timely NOCs	Compliance
CA295 RYDER SERVICES	1	0	0%	1	0	0%
Total	1	0	0% ▼	1	0	0% ▼
RYDER SERVICES Group Total	1	0	0% ▼	1	0	0% ▼
SAFETY NATIONAL CASUALTY CORP	MOPs Filed	Timely MOPs	Compliance	NOCs Filed	Timely NOCs	Compliance
SAFETY NATIONAL CASUALTY CORP	*	*	*	*	*	*
Total	*	*	*	*	*	*
SAFETY NATIONAL CASUALTY CORP TPA Administered Claims						
CA040 BROADSPIRE SERVICES	No Filings	No Filings	No Filings	No Filings	No Filings	No Filings
CA070 CANNON COCHRAN MANAGEMENT SERVICES	1	1	100%	1	1	100%
CA116 CORVEL ENTERPRISE COMP	No Filings	No Filings	No Filings	No Filings	No Filings	No Filings
CA190 GALLAGHER BASSETT SERVICES	No Filings	No Filings	No Filings	No Filings	No Filings	No Filings
CA252 MATRIX ABSENCE MANAGEMENT, INC.	*	*	*	*	*	*
CA300 SEDGWICK CLAIMS MANAGEMENT SERVICES	2	2	100%	1	1	100%
TPA Total	3	3	100% ▲	2	2	100% ▲
SAFETY NATIONAL CASUALTY CORP Group Total	3	3	100% ▲	2	2	100% ▲
SEDGWICK CLAIMS MANAGEMENT SERVICES	MOPs Filed	Timely MOPs	Compliance	NOCs Filed	Timely NOCs	Compliance
CA300 SEDGWICK CLAIMS MANAGEMENT SERVICES	51	50	98%	46	46	100%
Total	51	50	98% ▲	46	46	100% ▲
SEDGWICK CLAIMS MANAGEMENT SERVICES Group Total	51	50	98% ▲	46	46	100% ▲
SENTRY INSURANCE	MOPs Filed	Timely MOPs	Compliance	NOCs Filed	Timely NOCs	Compliance
CA426 MIDDLESEX INSURANCE COMPANY	*	*	*	*	*	*
CA402 SENTRY CASUALTY	9	6	67%	5	5	100%
CA305 SENTRY INSURANCE	No Filings	No Filings	No Filings	3	3	100%
CA308 SENTRY SELECT INSURANCE	No Filings	No Filings	No Filings	No Filings	No Filings	No Filings
Total	9	6	67% ▼	8	8	100% ▲
SENTRY INSURANCE Group Total	9	6	67% ▼	8	8	100% ▲

INSURANCE GROUP COMPLIANCE
Initial MOP and Initial Indemnity NOC Filings
Third Quarter
7/1/2018 - 9/30/2018

Insurance Company	Total Initial MOPs Filed	Initial MOPs Filed Timely	Compliance Percentage	Total Initial Indemnity NOCs Filed	Initial Indemnity NOCs Filed Timely	Compliance Percentage
SOMPO JAPAN INSURANCE SOMPO JAPAN INSURANCE COMPANY OF AMERICA	MOPs Filed *	Timely MOPs *	Compliance *	NOCs Filed *	Timely NOCs *	Compliance *
Total	*	*	*	*	*	*
SOMPO JAPAN INSURANCE TPA Administered Claims CA040 BROADSPIRE SERVICES	1	1	100%	No Filings	No Filings	No Filings
TPA Total	1	1	100% ▲	No Filings	No Filings	No Filings
SOMPO JAPAN INSURANCE Group Total	1	1	100% ▲	No Filings	No Filings	No Filings
STARR INDEMNITY INSURANCE STARR INDEMNITY INSURANCE	MOPs Filed *	Timely MOPs *	Compliance *	NOCs Filed *	Timely NOCs *	Compliance *
Total	*	*	*	*	*	*
STARR INDEMNITY INSURANCE TPA Administered Claims CA160 ESIS CA190 GALLAGHER BASSETT SERVICES	1 3	1 3	100% 100%	1 1	1 1	100% 100%
TPA Total	4	4	100% ▲	2	2	100% ▲
STARR INDEMNITY INSURANCE Group Total	4	4	100% ▲	2	2	100% ▲
STATE OF MAINE WORKERS' COMPENSATION TRUST CA307 STATE OF MAINE WORKERS' COMPENSATION TRUST	MOPs Filed 47	Timely MOPs 47	Compliance 100%	NOCs Filed 32	Timely NOCs 31	Compliance 97%
Total	47	47	100% ▲	32	31	97% ▲
STATE OF MAINE WORKERS' COMPENSATION TRUST Group Total	47	47	100% ▲	32	31	97% ▲
SYNERNET CA320 SYNERNET	MOPs Filed 13	Timely MOPs 13	Compliance 100%	NOCs Filed 38	Timely NOCs 36	Compliance 95%
Total	13	13	100% ▲	38	36	95% ▲
SYNERNET Group Total	13	13	100% ▲	38	36	95% ▲
THE AMERICAN EQUITY UNDERWRITERS CA323 THE AMERICAN EQUITY UNDERWRITERS	MOPs Filed No Filings	Timely MOPs No Filings	Compliance No Filings	NOCs Filed No Filings	Timely NOCs No Filings	Compliance No Filings
Total	No Filings	No Filings	No Filings	No Filings	No Filings	No Filings
THE AMERICAN EQUITY UNDERWRITERS Group Total	No Filings	No Filings	No Filings	No Filings	No Filings	No Filings

Maine Workers' Compensation Board
Initial MOP Filing Benchmark: 85%
Initial Indemnity NOC Benchmark: 90%

* Indicates no claims activity this quarter
▲ Indicates benchmark met or exceeded
▼ Indicates benchmark not met

INSURANCE GROUP COMPLIANCE
Initial MOP and Initial Indemnity NOC Filings
Third Quarter
7/1/2018 - 9/30/2018

Insurance Company	Total Initial MOPs Filed	Initial MOPs Filed Timely	Compliance Percentage	Total Initial Indemnity NOCs Filed	Initial Indemnity NOCs Filed Timely	Compliance Percentage
TRAVELERS INSURANCE	MOPs Filed	Timely MOPs	Compliance	NOCs Filed	Timely NOCs	Compliance
CA072 CHARTER OAK FIRE INSURANCE	11	4	36%	1	1	100%
CA164 FARMINGTON CASUALTY	*	*	*	*	*	*
CA284 PHOENIX INSURANCE	1	0	0%	No Filings	No Filings	No Filings
CA303 ST PAUL FIRE & MARINE INSURANCE	*	*	*	*	*	*
CA306 STANDARD FIRE INSURANCE	3	2	67%	No Filings	No Filings	No Filings
CA347 TRAVELERS CASUALTY & SURETY	No Filings	No Filings	No Filings	1	1	100%
CA348 TRAVELERS CASUALTY INSURANCE COMPANY OF AMERICA	No Filings	No Filings	No Filings	1	1	100%
CA349 TRAVELERS COMMERCIAL CASUALTY	1	0	0%	No Filings	No Filings	No Filings
CA343 TRAVELERS INDEMNITY COMPANY	*	*	*	*	*	*
CA346 TRAVELERS INDEMNITY COMPANY OF AMERICA	1	0	0%	No Filings	No Filings	No Filings
CA345 TRAVELERS PROPERTY CASUALTY INSURANCE	*	*	*	*	*	*
Total	17	6	35% ▼	3	3	100% ▲
TRAVELERS INSURANCE TPA Administered Claims						
CA116 CORVEL ENTERPRISE COMP	No Filings	No Filings	No Filings	No Filings	No Filings	No Filings
CA190 GALLAGHER BASSETT SERVICES	2	2	100%	No Filings	No Filings	No Filings
CA204 HELMSMAN MANAGEMENT SERVICES	No Filings	No Filings	No Filings	1	1	100%
CA300 SEDGWICK CLAIMS MANAGEMENT SERVICES	No Filings	No Filings	No Filings	No Filings	No Filings	No Filings
TPA Total	2	2	100% ▲	1	1	100% ▲
TRAVELERS INSURANCE Group Total	19	8	42% ▼	4	4	100% ▲
VANLINER INSURANCE	MOPs Filed	Timely MOPs	Compliance	NOCs Filed	Timely NOCs	Compliance
CA379 VANLINER INSURANCE	1	1	100%	No Filings	No Filings	No Filings
Total	1	1	100% ▲	No Filings	No Filings	No Filings
VANLINER INSURANCE Group Total	1	1	100% ▲	No Filings	No Filings	No Filings
XL INSURANCE	MOPs Filed	Timely MOPs	Compliance	NOCs Filed	Timely NOCs	Compliance
CA384 XL INSURANCE	*	*	*	*	*	*
Total	*	*	*	*	*	*
XL INSURANCE TPA Administered Claims						
CA040 BROADSPIRE SERVICES	No Filings	No Filings	No Filings	No Filings	No Filings	No Filings
CA116 CORVEL ENTERPRISE COMP	1	1	100%	No Filings	No Filings	No Filings
CA190 GALLAGHER BASSETT SERVICES	4	4	100%	2	2	100%
CA300 SEDGWICK CLAIMS MANAGEMENT SERVICES	3	3	100%	3	3	100%
TPA Total	8	8	100% ▲	5	5	100% ▲
XL INSURANCE Group Total	8	8	100% ▲	5	5	100% ▲

INSURANCE GROUP COMPLIANCE
 Initial MOP and Initial Indemnity NOC Filings
 Third Quarter
 7/1/2018 - 9/30/2018

Insurance Company	Total Initial MOPs Filed	Initial MOPs Filed Timely	Compliance Percentage	Total Initial Indemnity NOCs Filed	Initial Indemnity NOCs Filed Timely	Compliance Percentage
YORK RISK SERVICES	MOPs Filed	Timely MOPs	Compliance	NOCs Filed	Timely NOCs	Compliance
CA340 YORK RISK SERVICES	2	2	100%	No Filings	No Filings	No Filings
Total	2	2	100% ▲	No Filings	No Filings	No Filings
YORK RISK SERVICES Group Total	2	2	100% ▲	No Filings	No Filings	No Filings
ZURICH INSURANCE	MOPs Filed	Timely MOPs	Compliance	NOCs Filed	Timely NOCs	Compliance
CA021 AMERICAN GUARANTEE & LIABILITY	*	*	*	*	*	*
CA022 AMERICAN ZURICH	1	0	0%	No Filings	No Filings	No Filings
CA400 ZURICH AMERICAN INSURANCE	4	3	75%	4	4	100%
CA404 ZURICH AMERICAN INSURANCE COMPANY OF ILLINOIS	2	1	50%	1	1	100%
Total	7	4	57% ▼	5	5	100% ▲
ZURICH INSURANCE TPA Administered Claims						
CA160 ESIS	No Filings	No Filings	No Filings	No Filings	No Filings	No Filings
CA190 GALLAGHER BASSETT SERVICES	3	3	100%	1	1	100%
CA292 PATRIOT RISK SERVICES	*	*	*	*	*	*
CA300 SEDGWICK CLAIMS MANAGEMENT SERVICES	2	2	100%	2	2	100%
TPA Total	5	5	100% ▲	3	3	100% ▲
ZURICH INSURANCE Group Total	12	9	75% ▼	8	8	100% ▲