

MAINE STATE LEGISLATURE

The following document is provided by the
LAW AND LEGISLATIVE DIGITAL LIBRARY
at the Maine State Law and Legislative Reference Library
<http://legislature.maine.gov/lawlib>



Reproduced from scanned originals with text recognition applied
(searchable text may contain some errors and/or omissions)

QUARTERLY COMPLIANCE REPORT

STATE OF MAINE
WORKERS' COMPENSATION BOARD



Fourth Quarter 2011 Report

October 1, 2011 – December 31, 2011

Office of Monitoring, Audit & Enforcement

Paul H. Sighinolfi, Esq.
Executive Director/Chair

27 State House Station
Augusta, Maine 04333-0027
(207) 287-3751

**State of Maine
Workers' Compensation Board
Quarterly Compliance Report
Fourth Quarter 2011**

Table of Contents

1.	Executive Summary	Pages 1-2
2.	Lost Time First Report of Injury Filings	Page 3
3.	Initial Indemnity Payments	Page 4
4.	Initial Memorandum of Payment Filings	Page 5
5.	Initial Indemnity Notice of Controversy Filings	Page 6
6.	Wage Information	Page 7

Table of Charts

1.	Lost Time First Report of Injury Filings Timeliness Distribution	Page 3
2.	Lost Time First Report of Injury Filings Quarterly Compliance	Page 3
3.	Lost Time First Report of Injury Filings Compliance Trend	Page 3
4.	Initial Indemnity Payments Timeliness Distribution	Page 4
5.	Initial Indemnity Payments Quarterly Compliance	Page 4
6.	Initial Indemnity Payments Compliance Trend	Page 4
7.	Initial Memorandum of Payment Filings Timeliness Distribution	Page 5
8.	Initial Memorandum of Payment Filings Quarterly Compliance	Page 5
9.	Initial Memorandum of Payment Filings Compliance Trend	Page 5
10.	Initial Indemnity Notice of Controversy Filings Timeliness Distribution	Page 6
11.	Initial Indemnity Notice of Controversy Filings Quarterly Compliance	Page 6
12.	Initial Indemnity Notice of Controversy Filings Compliance Trend	Page 6
13.	Wage Information Wage Statement Timeliness Distribution	Page 7
14.	Wage Information Schedule of Dependent(s) and Filing Status Statement Timeliness Distribution	Page 7

Appendices

A.	Insurance Group Compliance Lost Time FROI Filings and Initial Indemnity Payments	Pages A1-A7
B.	Insurance Group Compliance Initial MOP and Initial Indemnity NOC Filings	Pages B1-B7

Executive Summary

On April 11, 2012, the Maine Workers' Compensation Board approved the Fourth Quarter 2011 Compliance Report. This report represents the efforts of the Office of Monitoring, Audit and Enforcement and insurers, self-administered employers, and third-party administrators (collectively "claim administrators").

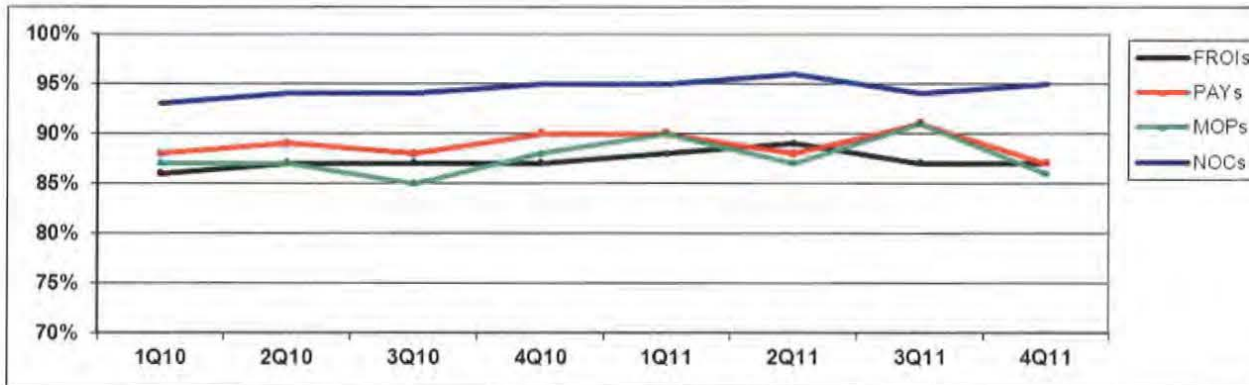
I. COMPLIANCE OVERVIEW

The Reconciliation Report was sent to 97 claim administrators on January 20, 2012; 67 responded, 27 were not required to respond and 3 did not respond.

The 4Q11 report represents results based upon data received by February 17, 2012. The results are:

Category	Number of Days	Benchmark	1Q10	2Q10	3Q10	4Q10	1Q11	2Q11	3Q11	4Q11
FROIs	7	85%	86%	87%	87%	87%	88%	89%	87%	87%
PAYs	14	87%	88%	89%	88%	90%	90%	88%	91%	87%
MOPs	17	85%	87%	87%	85%	88%	90%	87%	91%	86%
NOCs	14	90%	93%	94%	94%	95%	95%	96%	94%	95%

Compliance Benchmark Tracking (1Q10 – 4Q11)



II. CORRECTIVE ACTION PLANS (CAPs)

CAPs are implemented for claim administrators with chronic poor compliance. Elements of the CAPs are reviewed and updated each quarter to track compliance changes and ensure that the elements of the plan are being met.

The following had CAPs in place for the 4Q11:

Claim Administrator (alpha order)	Market Share by Premiums Written
Sentry	.32%
Zurich	1%

III. CAVEATS & EXPLANATIONS

A. General

- Question marks ("?",) within this report indicate that the claim administrator did not provide all of the data required to measure compliance in that particular area.

B. Lost Time First Report of Injury (FROI) Filings

- Compliance with this benchmark exists when the FROI is filed (accepted EDI transaction, with or without errors) within 7 days after the employer receives notice or knowledge of an employee injury that has caused the employee to lose a day's work.

C. Initial Indemnity Payments (PAYs)

- Compliance with this benchmark exists when the check is mailed within the later of (i) 14 days after the employer's notice or knowledge of incapacity or (ii) the first day of compensability plus 6 days.
- If an employer continues to pay the employee's salary, payments are deemed timely for purposes of compliance if made consistent with the employer's usual payroll practice.

D. Initial Memorandum of Payment (MOP) Filings

- Compliance with this benchmark exists when the MOP is received within 17 days of the employer's notice or knowledge of incapacity.

E. Initial Indemnity Notice of Controversy (NOC) Filings

- Compliance with this benchmark exists when the NOC is filed (accepted EDI transaction, with or without errors) within 14 days after the employer receives notice or knowledge of the incapacity or death. Measurement excludes filings submitted with full denial reason codes 3A-3H (No Coverage).

IV. COMPLETED AUDITS

The Board conducts compliance audits of insurers, self-insurers and third-party administrators to ensure that all obligations under the Workers' Compensation Act are met. The functions of the audit program include, but are not limited to: ensuring that all reporting requirements of the Board are met, auditing the timeliness of benefit payments, auditing the accuracy of indemnity payments, evaluating claims-handling techniques, and determining whether claims are unreasonably contested.

The following had audits completed in the 4Q11:

Claim Administrator (alpha order)	Total Penalties
Gallagher Bassett	\$7,650.00
MAC	\$3,350.00
Sedgwick	\$7,100.00
Sentry	\$4,800.00

Fourth Quarter Compliance Report
10/1/2011 - 12/31/2011

LOST TIME FIRST REPORT OF INJURY FILINGS

Chart 1 Timeliness Distribution

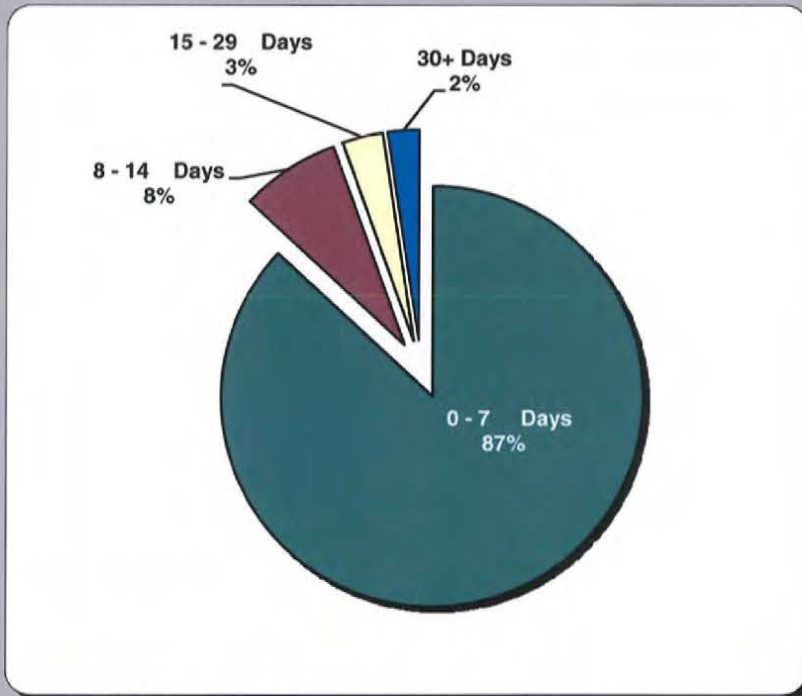


Table 1

Received Within:			
0 - 7 Days	2,804	87%	
8 - 14 Days	245	8%	
15 - 29 Days	100	3%	
30+ Days	77	2%	
Total	3,226	100%	

Chart 2 Quarterly Compliance

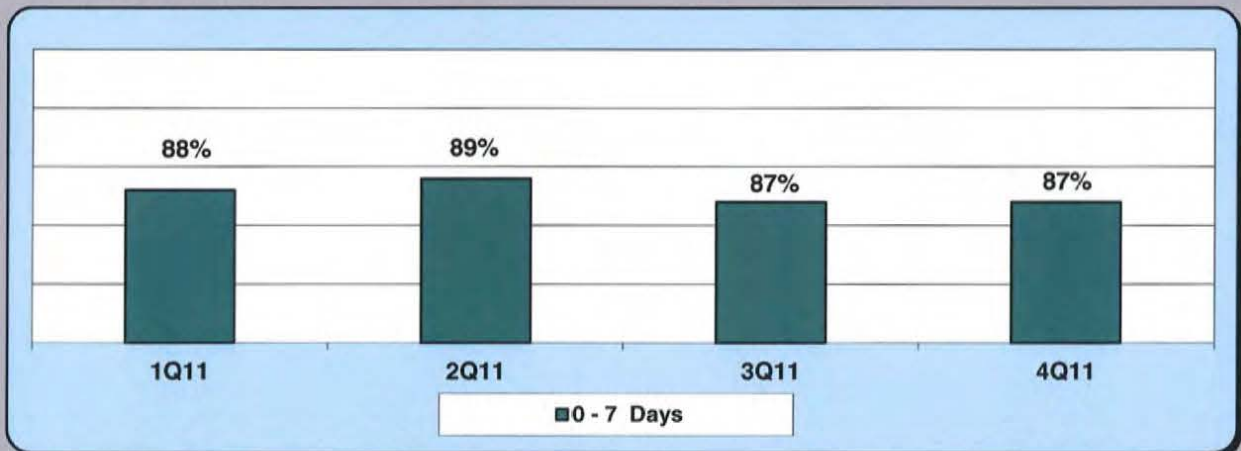
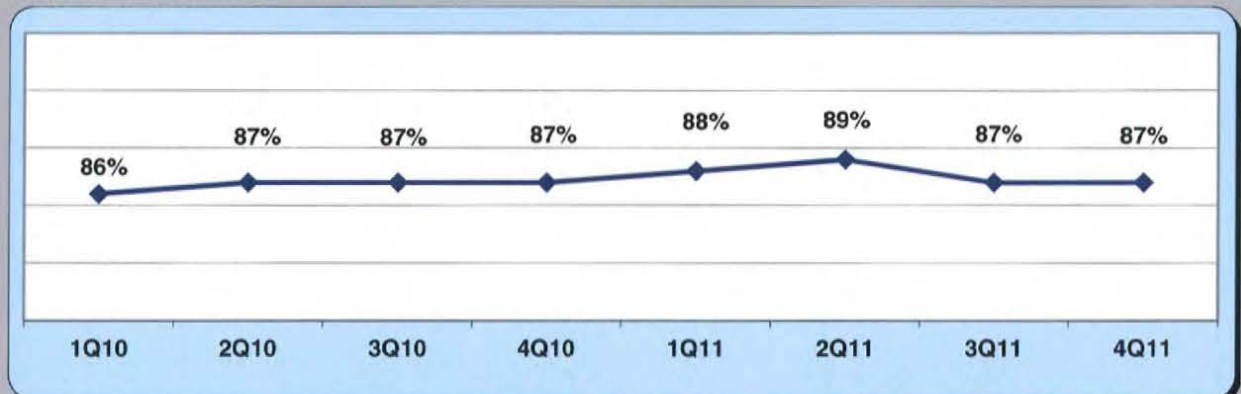


Chart 3 Compliance Trend



Fourth Quarter Compliance Report
10/1/2011 - 12/31/2011

INITIAL INDEMNITY PAYMENTS

Chart 4 Timeliness Distribution

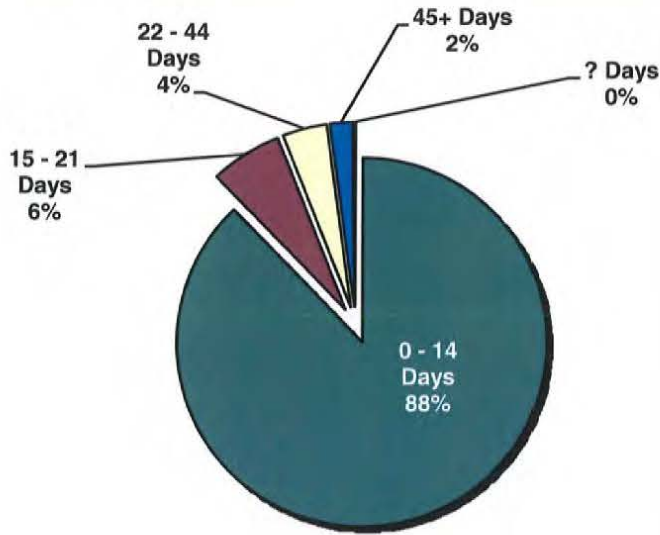


Table 2

Made Within:			
0 - 14	Days	863	88%
15 - 21	Days	61	6%
22 - 44	Days	38	4%
45+	Days	19	2%
?	Days	2	0%
Total		983	100%

Initial indemnity payments are monitored to ensure that payments are initiated within the time limits established in Section 205. As a result of these efforts, \$8,000 was issued to claimants in penalties and there is another \$9,450 in penalties awaiting resolution.

Chart 5 Quarterly Compliance

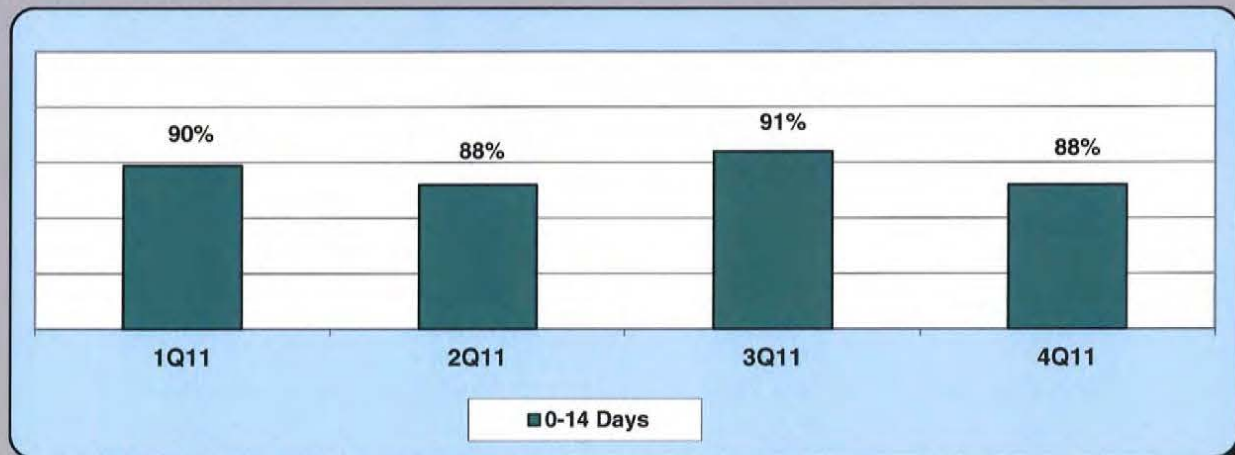
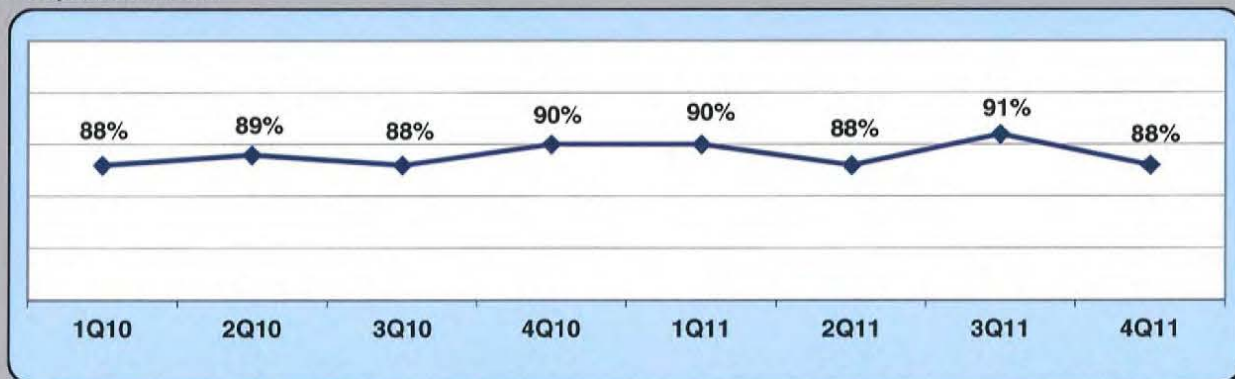


Chart 6 Compliance Trend



Fourth Quarter Compliance Report
10/1/2011 - 12/31/2011

INITIAL MEMORANDUM OF PAYMENT FILINGS

Chart 7 Timeliness Distribution

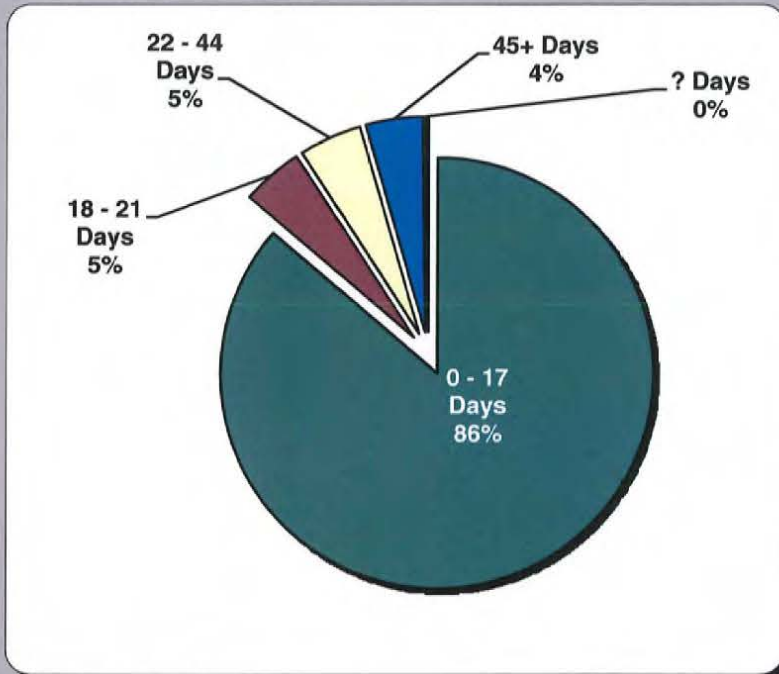


Table 3

Received Within:			
0 - 17	Days	848	86%
18 - 21	Days	45	5%
22 - 44	Days	46	5%
45+	Days	42	4%
?	Days	2	0%
Total		983	100%

Chart 8 Quarterly Compliance

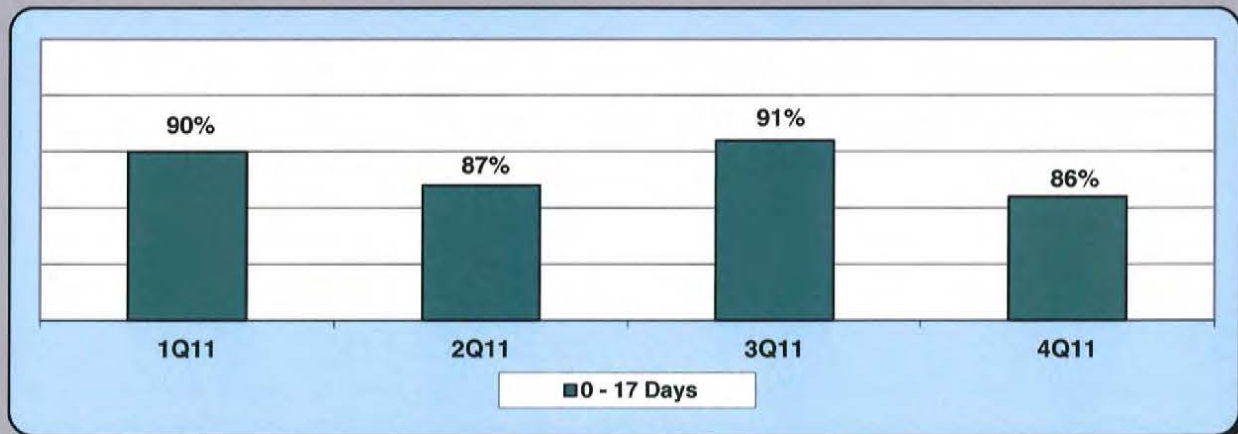
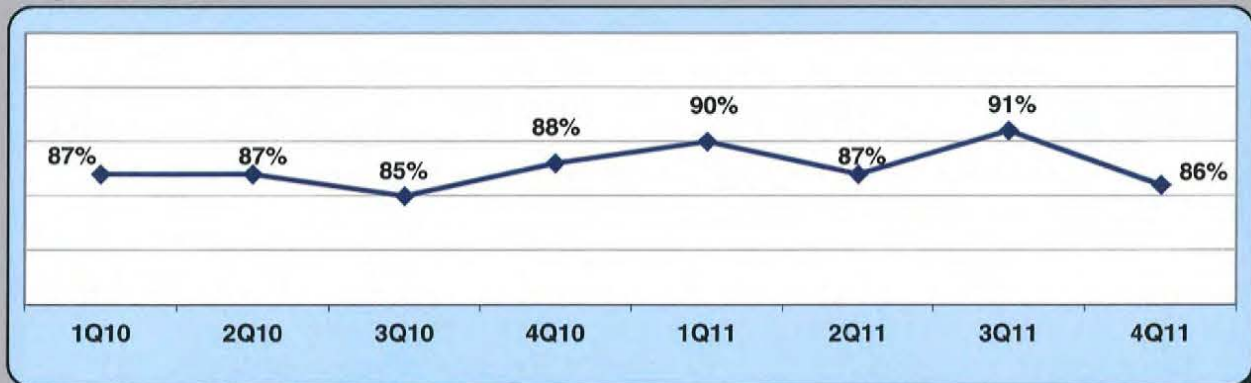


Chart 9 Compliance Trend



Fourth Quarter Compliance Report
10/1/2011 - 12/31/2011

INITIAL INDEMNITY NOTICE OF CONTROVERSY FILINGS

Chart 10 Timeliness Distribution

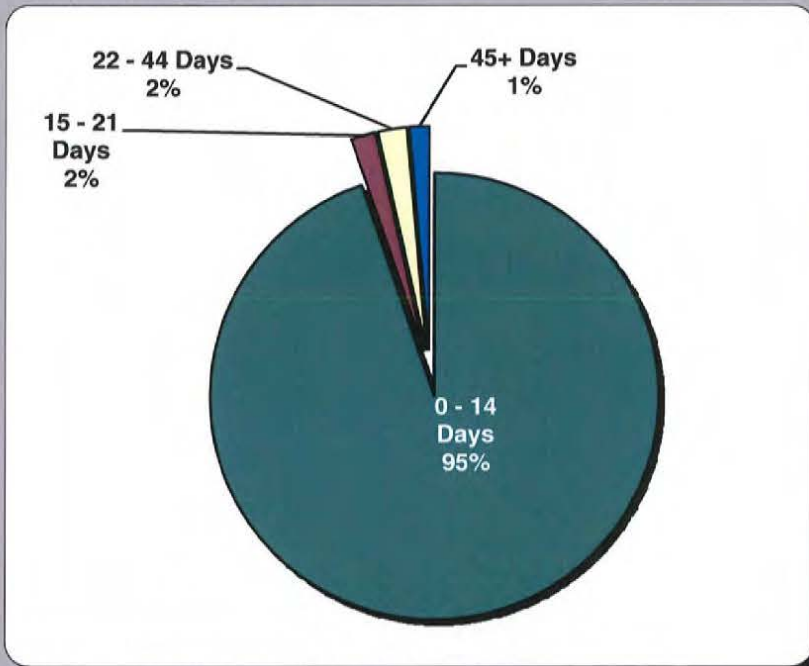


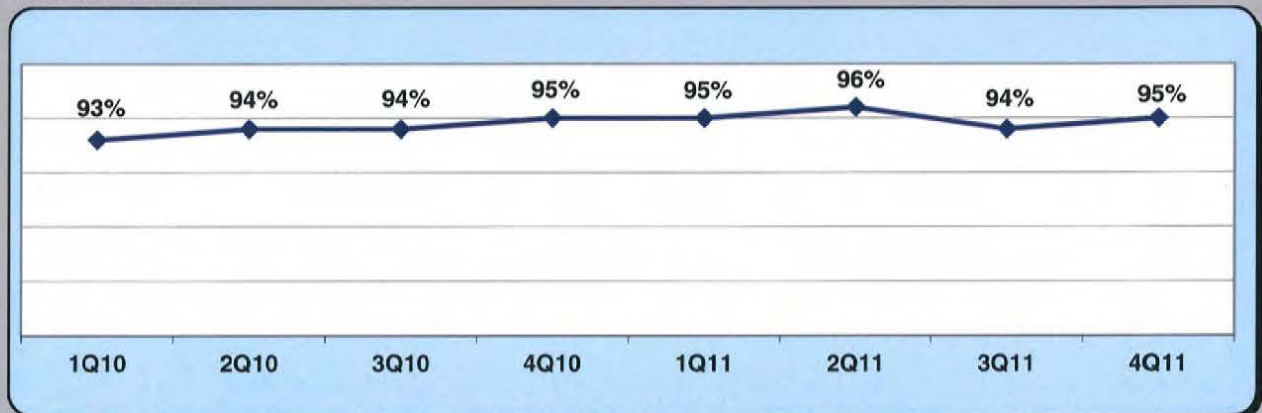
Table 4

Received Within:			
0 - 14	Days	588	95%
15 - 21	Days	11	2%
22 - 44	Days	13	2%
45+	Days	9	1%
Total		621	100%

Chart 11 Quarterly Compliance



Chart 12 Compliance Trend



Fourth Quarter Compliance Report
10/1/2011 - 12/31/2011

WAGE INFORMATION

Wage information (WCB-2 and WCB 2A forms) must be filed within 30 days of an employer's notice or knowledge of a claim for compensation (Title 39-A M.R.S.A. Section 303). This includes both compensated and controverted claims where a claim for compensation has been made.

Chart 13 Wage Statement Timeliness Distribution

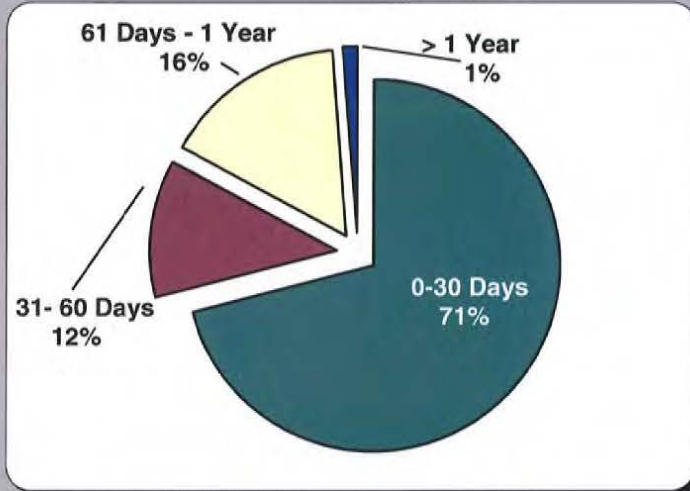


Table 5

Received Within:		
0-30 Days	1,348	71%
31-60 Days	216	12%
61 Days-1 Year	302	16%
> 1 Year	23	1%
Total	1,889	100%

Wage Statement(s): 1,374 (72%) of the 1,909 Wage Statement(s) that were due this quarter were filed timely, 462 (24%) were filed late, and 73 (4%) remain outstanding.

Chart 14 Schedule of Dependent(s) and Filing Status Statement Timeliness Distribution

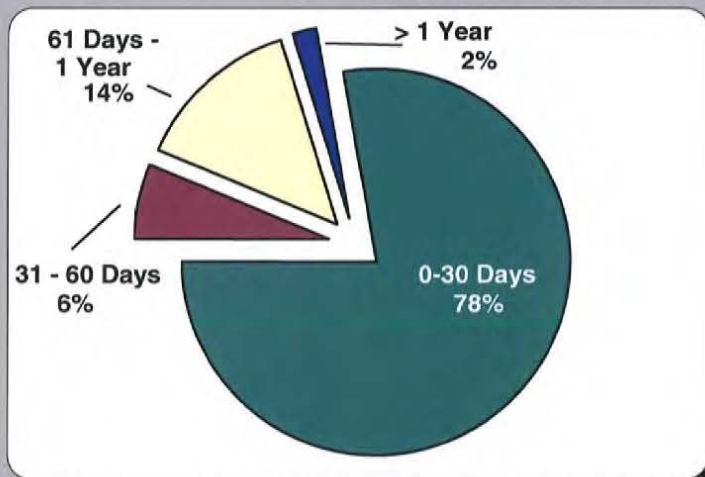


Table 6

Received Within:		
0-30 Days	1,491	78%
31-60 Days	120	6%
61 Days-1 Year	267	14%
> 1 Year	27	2%
Total	1,905	100%

Schedule of Dependent(s) and Filing Status Statement(s): 1,484 (78%) of the 1,909 Schedule of Dependent(s) and Filing Status Statement(s) due this quarter were filed timely, 351 (18%) were filed late, and 74 (4%) remain outstanding.

Appendix A

**Insurance Group Compliance
Lost Time FROI Filings and
Initial Indemnity Payments
Fourth Quarter 2011
10/1/2011-12/31/2011**

INSURANCE GROUP COMPLIANCE
Lost Time FROI Filings and Initial Indemnity Payments
Fourth Quarter 2011
10/1/2011 - 12/31/2011

		Total Lost Time FROIs Filed	Lost Time FROIs Filed Timely	Compliance Percentage	Total Initial Indemnity Payments Made	Initial Indemnity Payments Made Timely	Compliance Percentage
CA010	ACADIA INSURANCE	FROIs Filed	Timely FROIs	Compliance	Payments Made	Timely Payments	Compliance
	Group Total	69	64	93%	26	26	100%
	ACE INSURANCE	FROIs Filed	Timely FROIs	Compliance	Payments Made	Timely Payments	Compliance
	Total	*	*	*	*	*	*
	ACE TPA Administered Claims						
CA040	BROADSPIRE SERVICES	5	5	100%	No filings	No filings	No filings
CA070	CANNON COCHRAN MANAGEMENT SERVICES	No filings	No filings	No filings	1	1	100%
CA110	CONSTITUTION STATE SERVICES	4	4	100%	1	1	100%
CA160	ESIS	33	22	67%	15	11	73%
CA190	GALLAGHER BASSETT SERVICES	26	23	88%	11	10	91%
CA204	HELMSMAN MANAGEMENT SERVICES	6	5	83%	2	2	100%
CA300	SEDGWICK CLAIMS MANAGEMENT	42	36	86%	15	11	73%
CA340	YORK RISK SERVICES GROUP	1	0	0%	1	0	0%
	TPA Total	117	95	81%	46	36	78%
	ACE Group Total	117	95	81%	46	36	78%
CA018	AMERICAN INTERSTATE INSURANCE	FROIs Filed	Timely FROIs	Compliance	Payments Made	Timely Payments	Compliance
	Total	*	*	*	*	*	*
CA381	AMTRUST NORTH AMERICA	FROIs Filed	Timely FROIs	Compliance	Payments Made	Timely Payments	Compliance
CA342	AMTRUST NORTH AMERICA	1	1	100%	No filings	No filings	No filings
		6	2	33%	No filings	No filings	No filings
	Total	7	3	43%	No filings	No filings	No filings
	ARCH INSURANCE	FROIs Filed	Timely FROIs	Compliance	Payments Made	Timely Payments	Compliance
	Total	*	*	*	*	*	*
	ARCH TPA Administered Claims						
CA160	ESIS	*	*	*	*	*	*
CA190	GALLAGHER BASSETT SERVICES	8	7	88%	1	0	0%
CA300	SEDGWICK CLAIMS MANAGEMENT	14	10	71%	2	1	50%
CA168	THE FRANK GATES SERVICE COMPANY	3	1	33%	No filings	No filings	No filings
	TPA Total	25	18	72%	3	1	33%
	ARCH Group Total	25	18	72%	3	1	33%
CA020	ARGONAUT INSURANCE	FROIs Filed	Timely FROIs	Compliance	Payments Made	Timely Payments	Compliance
	Total	4	4	100%	2	2	100%
	ARGONAUT TPA Administered Claims						
CA240	TRIDENT INSURANCE SERVICES	1	1	100%	1	1	100%
	TPA Total	1	1	100%	1	1	100%
	ARGONAUT Group Total	5	5	100%	3	3	100%
CA032	ARROW MUTUAL LIABILITY	FROIs Filed	Timely FROIs	Compliance	Payments Made	Timely Payments	Compliance
	Total	1	1	100%	No filings	No filings	No filings
CA036	BATH IRON WORKS	FROIs Filed	Timely FROIs	Compliance	Payments Made	Timely Payments	Compliance
	Group Total	107	104	97%	10	10	100%
CA038	BERKLEY RISK ADMINISTRATORS	FROIs Filed	Timely FROIs	Compliance	Payments Made	Timely Payments	Compliance
	Group Total	*	*	*	*	*	*

*Indicates no claims activity this quarter

INSURANCE GROUP COMPLIANCE
Lost Time FROI Filings and Initial Indemnity Payments
Fourth Quarter 2011
10/1/2011 - 12/31/2011

		Total Lost Time FROIs Filed	Lost Time FROIs Filed Timely	Compliance Percentage	Total Initial Indemnity Payments Made	Initial Indemnity Payments Made Timely	Compliance Percentage
CA040	BROADSPIRE SERVICES	FROIs Filed	Timely FROIs	Compliance	Payments Made	Timely Payments	Compliance
	Group Total	25	23	92%	2	2	100%
CA070	CANNON COCHRAN MANAGEMENT SERVICES	FROIs Filed	Timely FROIs	Compliance	Payments Made	Timely Payments	Compliance
	Group Total	107	90	84%	38	29	76%
CA015	CHARTIS INSURANCE (Formerly AIG)	FROIs Filed	Timely FROIs	Compliance	Payments Made	Timely Payments	Compliance
	Total	38	35	92%	15	11	73%
	CHARTIS TPA Administered Claims						
CA040	BROADSPIRE SERVICES	12	12	100%	1	1	100%
CA100	CLAIMS MANAGEMENT (WAL-MART)	55	54	98%	17	17	100%
CA110	CONSTITUTION STATE SERVICES	1	1	100%	1	1	100%
CA160	ESIS	17	11	65%	9	7	78%
CA180	GAB ROBINS	*	*	*	*	*	*
CA190	GALLAGHER BASSETT SERVICES	37	33	89%	10	8	80%
CA204	HELMSMAN MANAGEMENT SERVICES	8	7	88%	4	4	100%
CA300	SEDGWICK CLAIMS MANAGEMENT	32	29	91%	11	11	100%
	TPA Total	162	147	91%	53	49	92%
	CHARTIS Group Total	200	182	91%	68	60	88%
CA080	CHESTERFIELD SERVICES	FROIs Filed	Timely FROIs	Compliance	Payments Made	Timely Payments	Compliance
	Group Total	2	2	100%	1	1	100%
CA046	CHUBB INSURANCE	FROIs Filed	Timely FROIs	Compliance	Payments Made	Timely Payments	Compliance
CA286	CHUBB & SON, INC.	No filings	No filings	No filings	1	1	100%
CA090	CHUBB INSURANCE	No filings	No filings	No filings	1	1	100%
	CHUBB & SON, INC.	3	2	67%	3	2	67%
	Group Total	3	2	67%	5	4	80%
	CHUBB INSURANCE TPA Administered Claims						
CA190	GALLAGHER BASSETT SERVICES	*	*	*	*	*	*
CA140	YORK RISK SERVICES GROUP	1	0	0%	No filings	No filings	No filings
	TPA Total	*	*	*	*	*	*
	CHUBB Group Total	3	2	67%	5	4	80%
CA080	CHURCH MUTUAL INSURANCE	FROIs Filed	Timely FROIs	Compliance	Payments Made	Timely Payments	Compliance
	Group Total	1	1	100%	No filings	No filings	No filings
CA085	CIANBRO CORPORATION	FROIs Filed	Timely FROIs	Compliance	Payments Made	Timely Payments	Compliance
	Group Total	*	*	*	*	*	*
CA033	CITY OF BANGOR	FROIs Filed	Timely FROIs	Compliance	Payments Made	Timely Payments	Compliance
	Group Total	12	12	100%	9	9	100%
CA100	CLAIMS MANAGEMENT (WAL-MART)	FROIs Filed	Timely FROIs	Compliance	Payments Made	Timely Payments	Compliance
	Group Total	55	54	98%	17	17	100%
CA050	CNA INSURANCE	FROIs Filed	Timely FROIs	Compliance	Payments Made	Timely Payments	Compliance
	Group Total	2	2	100%	No filings	No filings	No filings
CA110	CONSTITUTION STATE SERVICES	FROIs Filed	Timely FROIs	Compliance	Payments Made	Timely Payments	Compliance
	Group Total	6	6	100%	2	2	100%

*Indicates no claims activity this quarter

INSURANCE GROUP COMPLIANCE
Lost Time FROI Filings and Initial Indemnity Payments
Fourth Quarter 2011
10/1/2011 - 12/31/2011

		Total Lost Time FROIs Filed	Lost Time FROIs Filed Timely	Compliance Percentage	Total Initial Indemnity Payments Made	Initial Indemnity Payments Made Timely	Compliance Percentage
CA115	CONTINENTAL IND CO (formerly Virginia Surety)	FROIs Filed	Timely FROIs	Compliance	Payments Made	Timely Payments	Compliance
	Group Total	5	2	40%	4	3	75%
CA117	COTTINGHAM AND BUTLER CLAIMS SERVICES	FROIs Filed	Timely FROIs	Compliance	Payments Made	Timely Payments	Compliance
	Group Total	10	2	20%	4	3	75%
CA375	CRUM & FORSTER	FROIs Filed	Timely FROIs	Compliance	Payments Made	Timely Payments	Compliance
	Group Total	1	1	100%	2	2	100%
CA160	ESIS	FROIs Filed	Timely FROIs	Compliance	Payments Made	Timely Payments	Compliance
	Group Total	54	35	65%	24	19	79%
CA165	F.A. RICHARD	FROIs Filed	Timely FROIs	Compliance	Payments Made	Timely Payments	Compliance
	Group Total	1	0	0%	No filings	No filings	No filings
CA091	FEDERATED MUTUAL INSURANCE	FROIs Filed	Timely FROIs	Compliance	Payments Made	Timely Payments	Compliance
	Group Total	1	1	100%	1	1	100%
CA170	FIREMANS FUND INSURANCE	FROIs Filed	Timely FROIs	Compliance	Payments Made	Timely Payments	Compliance
	Group Total	*	*	*	*	*	*
CA175	FUTURECOMP	FROIs Filed	Timely FROIs	Compliance	Payments Made	Timely Payments	Compliance
	Group Total	68	62	91%	15	14	93%
CA180	GAB ROBINS	FROIs Filed	Timely FROIs	Compliance	Payments Made	Timely Payments	Compliance
	Group Total	*	*	*	*	*	*
CA190	GALLAGHER BASSETT SERVICES	FROIs Filed	Timely FROIs	Compliance	Payments Made	Timely Payments	Compliance
	Group Total	118	101	86%	38	29	76%
CA191	GRAPHIC ARTS MUTUAL INSURANCE	FROIs Filed	Timely FROIs	Compliance	Payments Made	Timely Payments	Compliance
	Group Total	*	*	*	*	*	*
CA019	GUARD INSURANCE	FROIs Filed	Timely FROIs	Compliance	Payments Made	Timely Payments	Compliance
CA140	AMGUARD INSURANCE COMPANY	9	5	56%	6	6	100%
CA205	EASTGUARD INSURANCE COMPANY	17	15	88%	7	6	86%
CA272	INTERGUARD, LTD.	*	*	*	*	*	*
	NORGUARD INSURANCE COMPANY	3	0	0%	1	1	100%
	Group Total	29	20	69%	14	13	93%
CA201	HANNAFORD BROTHERS	FROIs Filed	Timely FROIs	Compliance	Payments Made	Timely Payments	Compliance
	Group Total	64	57	89%	18	16	89%
CA048	HANOVER INSURANCE	FROIs Filed	Timely FROIs	Compliance	Payments Made	Timely Payments	Compliance
CA202	CITIZENS INSURANCE CO. OF AMERICA	8	5	63%	3	3	100%
CA228	HANOVER INSURANCE COMPANY	7	6	86%	3	2	67%
	MASSACHUSETTS BAY INS. CO.	12	9	75%	2	1	50%
	Group Total	27	20	74%	8	6	75%

*Indicates no claims activity this quarter

INSURANCE GROUP COMPLIANCE
Lost Time FROI Filings and Initial Indemnity Payments
Fourth Quarter 2011
10/1/2011 - 12/31/2011

		Total Lost Time FROIs Filed	Lost Time FROIs Filed Timely	Compliance Percentage	Total Initial Indemnity Payments Made	Initial Indemnity Payments Made Timely	Compliance Percentage
HARTFORD INSURANCE							
	FROIs Filed	Timely FROIs	Compliance	Payments Made	Timely Payments	Compliance	
CA188	HARTFORD ACCIDENT & INDEMNITY	7	6	86%	No filings	No filings	No filings
CA185	HARTFORD CASUALTY INS CO.	4	2	50%	3	3	100%
CA203	HARTFORD FINANCIAL	3	3	100%	1	1	100%
CA186	HARTFORD INSURANCE OF THE MIDWEST	17	16	94%	5	5	100%
CA187	HARTFORD UNDERWRITERS INSURANCE	5	5	100%	2	2	100%
CA288	PROPERTY & CASUALTY INSURANCE COMPANY	*	*	*	*	*	*
CA296	SENTINEL INSURANCE CO.	*	*	*	*	*	*
CA319	TRUMBULL	1	1	100%	1	1	100%
CA321	TWIN CITY FIRE INSURANCE CO.	4	3	75%	1	1	100%
	Total	41	36	88%	13	13	100%
HARTFORD TPA Administered Claims							
CA040	BROADSPIRE SERVICES	4	2	50%	1	1	100%
CA070	CANNON COCHRAN MANAGEMENT SERVICES	*	*	*	*	*	*
CA165	F.A. RICHARD	No filings	No filings	No filings	No filings	No filings	No filings
CA190	GALLAGHER BASSETT SERVICES	3	1	33%	1	1	100%
CA300	SEDGWICK CLAIMS MANAGEMENT	7	4	57%	No filings	No filings	No filings
	TPA Total	14	7	50%	2	2	100%
	HARTFORD Group Total	55	43	78%	15	15	100%
HELMSMAN MANAGEMENT SERVICES							
CA204	Group Total	14	12	86%	6	6	100%
LIBERTY MUTUAL INSURANCE							
CA380	EMPLOYERS INSURANCE OF WAUSAU	32	25	78%	15	11	73%
CA210	LIBERTY MUTUAL INSURANCE COMPANY	94	86	91%	46	40	87%
	Group Total	126	111	88%	61	51	84%
MACY'S CORPORATE SERVICES							
CA213	Group Total	*	*	*	*	*	*
MAINE AUTOMOBILE DEALERS ASSOCIATION							
CA220	Group Total	18	17	94%	5	5	100%
MAINE EMPLOYERS' MUTUAL INSURANCE							
CA260	Group Total	919	762	83%	305	280	92%
MAINE HEALTH CARE ASSOCIATION							
CA234	Group Total	37	34	92%	4	4	100%
MAINE MOTOR TRANSPORT ASSOCIATION							
CA230	Group Total	51	45	88%	11	10	91%
MAINE MUNICIPAL ASSOCIATION							
CA225	Group Total	206	195	95%	54	42	78%
MAINE SCHOOL MANAGEMENT ASSOCIATION							
CA250	Group Total	82	77	94%	29	29	100%

*Indicates no claims activity this quarter

INSURANCE GROUP COMPLIANCE
Lost Time FROI Filings and Initial Indemnity Payments
Fourth Quarter 2011
10/1/2011 - 12/31/2011

		Total Lost Time FROIs Filed	Lost Time FROIs Filed Timely	Compliance Percentage	Total Initial Indemnity Payments Made	Initial Indemnity Payments Made Timely	Compliance Percentage
	MEADOWBROOK	FROIs Filed	Timely FROIs	Compliance	Payments Made	Timely Payments	Compliance
CA255	Group Total	8	5	63%	6	4	67%
	NATIONAL INTERSTATE INSURANCE	FROIs Filed	Timely FROIs	Compliance	Payments Made	Timely Payments	Compliance
CA267	Group Total	1	1	100%	2	2	100%
	NATIONWIDE INSURANCE	FROIs Filed	Timely FROIs	Compliance	Payments Made	Timely Payments	Compliance
CA289	NATIONAL CASUALTY COMPANY	*	*	*	*	*	*
CA291	NATIONWIDE AGRIBUSINESS INSURANCE	*	*	*	*	*	*
	Group Total	*	*	*	*	*	*
	NGM INSURANCE	FROIs Filed	Timely FROIs	Compliance	Payments Made	Timely Payments	Compliance
CA265	Group Total	1	1	100%	No filings	No filings	No filings
	OLD REPUBLIC INSURANCE	FROIs Filed	Timely FROIs	Compliance	Payments Made	Timely Payments	Compliance
	Total	*	*	*	*	*	*
	OLD REPUBLIC TPA Administered Claims						
CA038	BERKLEY ADMIN. OF CONNECTICUT	*	*	*	*	*	*
CA040	BROADSPIRE SERVICES	*	*	*	*	*	*
CA070	CANNON COCHRAN MANAGEMENT SERVICES	1	0	0%	No filings	No filings	No filings
CA110	CONSTITUTION STATE SERVICES	*	*	*	*	*	*
CA160	ESIS	*	*	*	*	*	*
CA190	GALLAGHER BASSETT SERVICES	3	2	67%	1	1	100%
CA280	RYDER SERVICES	1	0	0%	No filings	No filings	No filings
CA300	SEDGWICK CLAIMS MANAGEMENT	6	4	67%	2	2	100%
CA382	WILLIS OF NORTHERN NEW ENGLAND, INC.	*	*	*	*	*	*
	TPA Total	11	6	55%	3	3	100%
	OLD REPUBLIC Group Total	11	6	55%	3	3	100%
	PATRIOT INSURANCE	FROIs Filed	Timely FROIs	Compliance	Payments Made	Timely Payments	Compliance
CA274	Group Total	1	1	100%	No filings	No filings	No filings
	PEERLESS INSURANCE	FROIs Filed	Timely FROIs	Compliance	Payments Made	Timely Payments	Compliance
CA162	EXCELSIOR INSURANCE CO.	1	1	100%	2	2	100%
CA309	NETHERLANDS INSURANCE COMPANY	5	2	40%	1	0	0%
CA275	PEERLESS INSURANCE CO.	88	74	84%	22	18	82%
CA283	PEERLESS INDEMNITY CO.	*	*	*	*	*	*
	Group Total	94	77	82%	25	20	80%
	PRAETORIAN INSURANCE	FROIs Filed	Timely FROIs	Compliance	Payments Made	Timely Payments	Compliance
	Total	*	*	*	*	*	*
	PRAETORIAN TPA Administered claims						
CA168	THE FRANK GATES SERVICE COMPANY	No filings	No filings	No filings	No filings	No filings	No filings
	TPA Total	No filings	No filings	No filings	No filings	No filings	No filings
	PROTECTIVE INSURANCE	FROIs Filed	Timely FROIs	Compliance	Payments Made	Timely Payments	Compliance
CA277	Group Total	3	0	0%	3	1	33%
	PUBLIC SERVICE MUTUAL	FROIs Filed	Timely FROIs	Compliance	Payments Made	Timely Payments	Compliance
CA282	Group Total	1	0	0%	No filings	No filings	100%

*Indicates no claims activity this quarter

INSURANCE GROUP COMPLIANCE
Lost Time FROI Filings and Initial Indemnity Payments
Fourth Quarter 2011
10/1/2011 - 12/31/2011

		Total Lost Time FROIs Filed	Lost Time FROIs Filed Timely	Compliance Percentage	Total Initial Indemnity Payments Made	Initial Indemnity Payments Made Timely	Compliance Percentage
	RISK ENTERPRISE MANAGEMENT	FROIs Filed	Timely FROIs	Compliance	Payments Made	Timely Payments	Compliance
CA280	Group Total	14	12	86%	12	7	58%
	RYDER SERVICES	FROIs Filed	Timely FROIs	Compliance	Payments Made	Timely Payments	Compliance
CA280	Group Total	1	0	0%	No filings	No filings	No filings
	SAFETY NATIONAL INSURANCE	FROIs Filed	Timely FROIs	Compliance	Payments Made	Timely Payments	Compliance
	Total	*	*	*	*	*	*
	SAFETY NATIONAL TPA Administered claims						
CA165	F.A. RICHARD	1	0	0%	No filings	No filings	No filings
CA190	GALLAGHER BASSETT SERVICES	3	3	100%	1	1	100%
CA300	SEDGWICK CLAIMS MANAGEMENT	1	0	0%	No filings	No filings	No filings
	TPA Total	5	3	60%	No filings	No filings	No filings
	SAFETY NATIONAL Group Total	5	3	60%	1	1	100%
	SEDGWICK CLAIMS MANAGEMENT	FROIs Filed	Timely FROIs	Compliance	Payments Made	Timely Payments	Compliance
CA300	SEDGWICK	124	102	82%	30	29	97%
CA060	SEDGWICK (formerly CAMBRIDGE)	1	1	100%	1	1	100%
CA315	SEDGWICK (formerly SPECIALTY RISK SERVICES)	12	7	58%	5	1	20%
	Group Total	137	110	80%	36	31	86%
	SENTRY INSURANCE	FROIs Filed	Timely FROIs	Compliance	Payments Made	Timely Payments	Compliance
CA305	Group Total	6	4	67%	3	3	100%
	SPARTA INSURANCE	FROIs Filed	Timely FROIs	Compliance	Payments Made	Timely Payments	Compliance
	Total	*	*	*	*	*	*
	SPARTA TPA Administered claims						
CA060	COTTINGHAM AND BUTLER CLAIMS SERVICES	10	2	20%	4	3	75%
CA190	GALLAGHER BASSETT SERVICES	2	2	100%	No filings	No filings	No filings
CA300	SEDGWICK	1	0	0%	No filings	No filings	No filings
	TPA Total	13	4	31%	4	3	75%
	SPARTA Group Total	13	4	31%	4	3	75%
	STATE OF MAINE WORKERS' COMPENSATION TRUST	FROIs Filed	Timely FROIs	Compliance	Payments Made	Timely Payments	Compliance
CA307	Group Total	153	147	96%	29	26	90%
	SYNERNET	FROIs Filed	Timely FROIs	Compliance	Payments Made	Timely Payments	Compliance
CA320	Group Total	149	139	93%	35	33	94%
	THE FRANK GATES SERVICE COMPANY	FROIs Filed	Timely FROIs	Compliance	Payments Made	Timely Payments	Compliance
CA168	Group Total	3	1	33%	No filings	No filings	No filings
	TOWER INSURANCE	FROIs Filed	Timely FROIs	Compliance	Payments Made	Timely Payments	Compliance
CA356	Group Total	*	*	*	*	*	*

*Indicates no claims activity this quarter

INSURANCE GROUP COMPLIANCE
Lost Time FROI Filings and Initial Indemnity Payments
Fourth Quarter 2011
10/1/2011 - 12/31/2011

		Total Lost Time FROIs Filed	Lost Time FROIs Filed Timely	Compliance Percentage	Total Initial Indemnity Payments Made	Initial Indemnity Payments Made Timely	Compliance Percentage
TRAVELERS INSURANCE		FROIs Filed	Timely FROIs	Compliance	Payments Made	Timely Payments	Compliance
CA072	CHARTER OAK FIRE INS. CO.	30	29	97%	7	7	100%
CA164	FARMINGTON CASUALTY COMPANY	3	2	67%	1	0	0%
CA306	STANDARD FIRE INS. CO.	22	17	77%	10	6	60%
CA284	THE PHOENIX INSURANCE CO.	No filings	No filings	No filings	No filings	No filings	No filings
CA347	TRAVELERS CASUALTY & SURETY COMPANY	4	3	75%	2	2	100%
CA348	TRAVELERS CASUALTY INSURANCE CO. OF AMERICA	13	10	77%	7	5	71%
CA349	TRAVELERS COMMERCIAL CASUALTY	1	1	100%	1	1	100%
CA346	TRAVELERS INDEMNITY CO OF AMERICA	3	3	100%	1	1	100%
CA345	TRAVELERS PROPERTY CASUALTY COMPANY	3	2	67%	2	1	50%
	Total	79	67	85%	31	23	74%
TRAVELERS TPA Administered Claims							
CA040	BROADSPIRE SERVICES	2	2	100%	No filings	No filings	No filings
CA190	GALLAGHER BASSETT SERVICES	1	0	0%	No filings	No filings	No filings
CA300	SEDGWICK CLAIMS MANAGEMENT	4	3	75%	No filings	No filings	No filings
CA168	THE FRANK GATES SERVICE COMPANY	*	*	*	*	*	*
CA382	WILLIS OF NORTHERN NEW ENGLAND	1	1	100%	No filings	No filings	No filings
	TPA Total	8	6	75%	No filings	No filings	No filings
	TRAVELERS Group Total	87	73	84%	31	23	74%
TRIDENT INSURANCE SERVICES (Formerly MASSAMONT)		FROIs Filed	Timely FROIs	Compliance	Payments Made	Timely Payments	Compliance
CA240	Group Total	1	1	100%	1	1	100%
VANLINER INSURANCE		FROIs Filed	Timely FROIs	Compliance	Payments Made	Timely Payments	Compliance
CA379	Group Total	1	0	0%	No filings	No filings	No filings
WILLIS OF NORTHERN NEW ENGLAND		FROIs Filed	Timely FROIs	Compliance	Payments Made	Timely Payments	Compliance
CA021	AMERICAN GUARANTEE AND LIABILITY	1	1	100%	No filings	No filings	No filings
CA001	HRH CLAIMS MANAGEMENT	10	10	100%	2	2	100%
CA360	UNDERWRITERS SAFETY & CLAIMS	*	*	*	*	*	*
CA382	WILLIS OF NORTHERN NEW ENGLAND, INC.	228	215	94%	49	47	96%
	Group Total	239	226	95%	51	49	96%
XL SPECIALTY INSURANCE		FROIs Filed	Timely FROIs	Compliance	Payments Made	Timely Payments	Compliance
CA384	Total	*	*	*	*	*	*
XL TPA Administered Claims							
CA180	GAB ROBINS	*	*	*	*	*	*
CA190	GALLAGHER BASSETT SERVICES	1	1	100%	No filings	No filings	No filings
	TPA Total	1	1	100%	*	*	*
	XL Group Total	1	1	100%	*	*	*
YORK RISK SERVICES		FROIs Filed	Timely FROIs	Compliance	Payments Made	Timely Payments	Compliance
CA340	Group Total	2	0	0%	1	0	0%
ZURICH INSURANCE		FROIs Filed	Timely FROIs	Compliance	Payments Made	Timely Payments	Compliance
CA022	AMERICAN ZURICH	13	12	92%	4	4	100%
CA227	MARYLAND CASUALTY COMPANY	1	1	100%	No filings	No filings	No filings
CA259	NORTHERN INSURANCE CO. OF NEW YORK	1	1	100%	No filings	No filings	No filings
CA400	ZURICH AMERICAN INSURANCE CO.	6	5	83%	1	1	100%
	Total	21	19	90%	5	5	100%
ZURICH TPA Administered Claims							
CA040	BROADSPIRE SERVICES	*	*	*	*	*	*
CA080	CHESTERFIELD SERVICES	2	2	100%	1	1	100%
CA160	ESIS	1	0	0%	No filings	No filings	No filings
CA190	GALLAGHER BASSETT SERVICES	19	16	84%	8	5	63%
CA300	SEDGWICK CLAIMS MANAGEMENT	12	11	92%	2	2	100%
	TPA Total	34	29	85%	11	8	73%
	ZURICH Group Total	55	48	87%	16	13	81%

*Indicates no claims activity this quarter

Appendix B

**Insurance Group Compliance
Initial MOP and Initial Indemnity NOC Filings
Fourth Quarter 2011
10/1/2011-12/31/2011**

INSURANCE GROUP COMPLIANCE
Initial MOP and Initial Indemnity NOC Filings
Fourth Quarter
10/1/2011 - 12/31/2011

		Total Initial MOPs Filed	Initial MOPs Filed Timely	Compliance Percentage	Total Initial Indemnity NOCs Filed	Initial Indemnity NOCs Filed Timely	Compliance Percentage
CA010	ACADIA INSURANCE	MOPs Filed	Timely MOPs	Compliance	NOCs Filed	Timely NOCs	Compliance
	Group Total	26	26	100%	9	9	100%
	ACE INSURANCE	MOPs Filed	Timely MOPs	Compliance	NOCs Filed	Timely NOCs	Compliance
	Total	*	*	*	*	*	*
	ACE TPA Administered Claims						
CA040	BROADSPIRE SERVICES	No filings	No filings	No filings	No filings	No filings	No filings
CA070	CANNON COCHRAN MANAGEMENT SERVICES	1	0	0%	No filings	No filings	No filings
CA110	CONSTITUTION STATE SERVICES	1	1	100%	No filings	No filings	No filings
CA160	ESIS	15	12	80%	7	7	100%
CA190	GALLAGHER BASSETT SERVICES	11	11	100%	5	4	80%
CA204	HELMSMAN MANAGEMENT SERVICES	2	2	100%	1	1	100%
CA300	SEDGWICK CLAIMS MANAGEMENT	15	11	73%	13	12	92%
CA340	YORK RISK SERVICES GROUP	1	0	0%	No filings	No filings	No filings
	TPA Total	46	37	80%	26	24	92%
	ACE Group Total	46	37	80%	26	24	92%
CA018	AMERICAN INTERSTATE INSURANCE	MOPs Filed	Timely MOPs	Compliance	NOCs Filed	Timely NOCs	Compliance
	Group Total	*	*	*	*	*	*
CA381	AMTRUST NORTH AMERICA	MOPs Filed	Timely MOPs	Compliance	NOCs Filed	Timely NOCs	Compliance
CA342	AMTRUST NORTH AMERICA	No filings	No filings	No filings	1	1	100%
	Group Total	No filings	No filings	No filings	No filings	No filings	No filings
	Group Total	No filings	No filings	No filings	1	1	100%
	ARCH INSURANCE	MOPs Filed	Timely MOPs	Compliance	NOCs Filed	Timely NOCs	Compliance
	Total	*	*	*	*	*	*
	ARCH TPA Administered Claims						
CA160	ESIS	*	*	*	*	*	*
CA190	GALLAGHER BASSETT SERVICES	1	0	0%	2	2	100%
CA300	SEDGWICK CLAIMS MANAGEMENT	2	1	50%	1	1	100%
CA168	THE FRANK GATES SERVICE COMPANY	No filings	No filings	No filings	No filings	No filings	No filings
	TPA Total	3	1	33%	3	3	100%
	ARCH Group Total	3	1	33%	3	3	100%
CA020	ARGONAUT INSURANCE	MOPs Filed	Timely MOPs	Compliance	NOCs Filed	Timely NOCs	Compliance
	Total	2	2	100%	1	1	100%
	ARGONAUT TPA Administered Claims						
CA240	TRIDENT INSURANCE SERVICES	1	1	100%	No filings	No filings	No filings
	TPA Total	1	1	100%	No filings	No filings	No filings
	ARGONAUT Group Total	3	3	100%	No filings	No filings	No filings
CA32	ARROW MUTUAL LIABILITY	MOPs Filed	Timely MOPs	Compliance	NOCs Filed	Timely NOCs	Compliance
	Group Total	No filings	No filings	No filings	No filings	No filings	No filings
CA036	BATH IRON WORKS	MOPs Filed	Timely MOPs	Compliance	NOCs Filed	Timely NOCs	Compliance
	Group Total	10	10	100%	12	11	92%
CA038	BERKLEY RISK ADMINISTRATORS	MOPs Filed	Timely MOPs	Compliance	NOCs Filed	Timely NOCs	Compliance
	Group Total	*	*	*	*	*	*

*Indicates no claims activity this quarter

INSURANCE GROUP COMPLIANCE
Initial MOP and Initial Indemnity NOC Filings
Fourth Quarter
10/1/2011 - 12/31/2011

		Total Initial MOPs Filed	Initial MOPs Filed Timely	Compliance Percentage	Total Initial Indemnity NOCs Filed	Initial Indemnity NOCs Filed Timely	Compliance Percentage
CA040	BROADSPIRE SERVICES	MOPs Filed	Timely MOPs	Compliance	NOCs Filed	Timely NOCs	Compliance
	Group Total	2	2	100%	6	6	100%
CA070	CANNON COCHRAN MANAGEMENT SERVICES	MOPs Filed	Timely MOPs	Compliance	NOCs Filed	Timely NOCs	Compliance
	Group Total	38	27	71%	21	19	90%
CA015	CHARTIS INSURANCE (Formerly AIG)	MOPs Filed	Timely MOPs	Compliance	NOCs Filed	Timely NOCs	Compliance
	Total	15	11	73%	7	6	86%
	CHARTIS TPA Administered Claims						
CA040	BROADSPIRE SERVICES	1	1	100%	3	3	100%
CA100	CLAIMS MANAGEMENT (WAL-MART)	17	17	100%	10	9	90%
CA110	CONSTITUTION STATE SERVICES	1	1	100%	No filings	No filings	No filings
CA160	ESIS	9	8	89%	1	1	100%
CA180	GAB ROBINS	*	*	*	*	*	*
CA190	GALLAGHER BASSETT SERVICES	10	9	90%	5	5	100%
CA204	HELMSMAN MANAGEMENT SERVICES	4	4	100%	4	4	100%
CA300	SEDGWICK CLAIMS MANAGEMENT	11	11	100%	4	4	100%
	TPA Total	53	51	96%	27	26	96%
	CHARTIS Group Total	68	62	91%	34	32	94%
CA080	CHESTERFIELD SERVICES	MOPs Filed	Timely MOPs	Compliance	NOCs Filed	Timely NOCs	Compliance
	Group Total	1	1	100%	No filings	No filings	No filings
CA046	CHUBB INSURANCE	MOPs Filed	Timely MOPs	Compliance	NOCs Filed	Timely NOCs	Compliance
CA286	CHUBB & SON, INC.	1	0	0%	No filings	No filings	No filings
CA090	CHUBB INSURANCE	1	0	0%	No filings	No filings	No filings
	CHUBB & SON, INC.	3	1	33%	No filings	No filings	No filings
	Group Total	5	1	20%	No filings	No filings	No filings
	CHUBB TPA Administered Claims						
CA190	GALLAGHER BASSETT SERVICES	*	*	*	*	*	*
CA340	YORK RISK SERVICES GROUP	No filings	No filings	No filings	1	0	0%
	TPA Total	No filings	No filings	No filings	1	0	0%
	CHUBB Group Total	5	1	20%	1	0	0%
CA084	CHURCH MUTUAL INSURANCE	MOPs Filed	Timely MOPs	Compliance	NOCs Filed	Timely NOCs	Compliance
	Group Total	No filings	No filings	No filings	No filings	No filings	No filings
CA085	CIANBRO CORPORATION	MOPs Filed	Timely MOPs	Compliance	NOCs Filed	Timely NOCs	Compliance
	Group Total	*	*	*	*	*	*
CA033	CITY OF BANGOR	MOPs Filed	Timely MOPs	Compliance	NOCs Filed	Timely NOCs	Compliance
	Group Total	9	9	100%	2	2	100%
CA100	CLAIMS MANAGEMENT (WAL-MART)	MOPs Filed	Timely MOPs	Compliance	NOCs Filed	Timely NOCs	Compliance
	Group Total	17	17	100%	10	9	90%
CA050	CNA INSURANCE	MOPs Filed	Timely MOPs	Compliance	NOCs Filed	Timely NOCs	Compliance
	Group Total	No filings	No filings	No filings	No filings	No filings	No filings
CA110	CONSTITUTION STATE SERVICE	MOPs Filed	Timely MOPs	Compliance	NOCs Filed	Timely NOCs	Compliance
	Group Total	2	2	100%	No filings	No filings	No filings

*Indicates no claims activity this quarter

INSURANCE GROUP COMPLIANCE
Initial MOP and Initial Indemnity NOC Filings
Fourth Quarter
10/1/2011 - 12/31/2011

		Total Initial MOPs Filed	Initial MOPs Filed Timely	Compliance Percentage	Total Initial Indemnity NOCs Filed	Initial Indemnity NOCs Filed Timely	Compliance Percentage
CA375	CONTINENTAL IND CO (formerly Virginia Surety)	MOPs Filed	Timely MOPs	Compliance	NOCs Filed	Timely NOCs	Compliance
	Group Total	4	2	50%	No filings	No filings	No filings
CA117	COTTINGHAM AND BUTLER CLAIMS SERVICES	MOPs Filed	Timely MOPs	Compliance	NOCs Filed	Timely NOCs	Compliance
	Group Total	4	3	75%	2	2	100%
CA375	CRUM & FORSTER	MOPs Filed	Timely MOPs	Compliance	NOCs Filed	Timely NOCs	Compliance
	Group Total	2	1	50%	No filings	No filings	No filings
CA160	ESIS	MOPs Filed	Timely MOPs	Compliance	NOCs Filed	Timely NOCs	Compliance
	Group Total	24	20	83%	10	10	100%
CA165	F.A. RICHARD	MOPs Filed	Timely MOPs	Compliance	NOCs Filed	Timely NOCs	Compliance
	Group Total	No filings	No filings	No filings	1	0	0%
CA091	FEDERATED MUTUAL INSURANCE	MOPs Filed	Timely MOPs	Compliance	NOCs Filed	Timely NOCs	Compliance
	Group Total	1	1	100%	No filings	No filings	No filings
CA170	FIREMANS FUND INSURANCE	MOPs Filed	Timely MOPs	Compliance	NOCs Filed	Timely NOCs	Compliance
	Group Total	*	*	*	*	*	*
CA175	FUTURECOMP	MOPs Filed	Timely MOPs	Compliance	NOCs Filed	Timely NOCs	Compliance
	Group Total	15	15	100%	8	8	100%
CA180	GAB ROBINS	MOPs Filed	Timely MOPs	Compliance	NOCs Filed	Timely NOCs	Compliance
	Group Total	*	*	*	*	*	*
CA190	GALLAGHER BASSETT SERVICES	MOPs Filed	Timely MOPs	Compliance	NOCs Filed	Timely NOCs	Compliance
	Group Total	38	33	87%	15	14	93%
CA191	GRAPHIC ARTS MUTUAL INSURANCE	MOPs Filed	Timely MOPs	Compliance	NOCs Filed	Timely NOCs	Compliance
	Group Total	*	*	*	*	*	*
CA019	GUARD INSURANCE	MOPs Filed	Timely MOPs	Compliance	NOCs Filed	Timely NOCs	Compliance
CA140	AMGUARD INSURANCE COMPANY	6	4	67%	1	0	0%
CA205	EASTGUARD INSURANCE COMPANY	7	5	71%	1	1	100%
CA272	INTERGUARD, LTD.	*	*	*	*	*	*
	NORGUARD INSURANCE COMPANY	1	1	100%	2	0	0%
	Group Total	14	10	71%	4	1	25%
CA201	HANNAFORD BROTHERS	MOPs Filed	Timely MOPs	Compliance	NOCs Filed	Timely NOCs	Compliance
	Group Total	18	15	83%	6	6	100%
CA048	HANOVER INSURANCE	MOPs Filed	Timely MOPs	Compliance	NOCs Filed	Timely NOCs	Compliance
CA202	CITIZENS INSURANCE CO. OF AMERICA	3	3	100%	2	2	100%
CA228	HANOVER INSURANCE COMPANY	3	1	33%	2	2	100%
	MASSACHUSETTS BAY INS. CO.	2	2	100%	No filings	No filings	No filings
	Group Total	8	6	75%	4	4	100%

*Indicates no claims activity this quarter

INSURANCE GROUP COMPLIANCE
Initial MOP and Initial Indemnity NOC Filings
Fourth Quarter
10/1/2011 - 12/31/2011

		Total Initial MOPs Filed	Initial MOPs Filed Timely	Compliance Percentage	Total Initial Indemnity NOCs Filed	Initial Indemnity NOCs Filed Timely	Compliance Percentage
	HARTFORD INSURANCE	MOPs Filed	Timely MOPs	Compliance	NOCs Filed	Timely NOCs	Compliance
CA188	HARTFORD ACCIDENT & INDEMNITY	No filings	No filings	No filings	1	1	100%
CA185	HARTFORD CASUALTY INS CO.	3	3	100%	No filings	No filings	No filings
CA203	HARTFORD FINANCIAL	1	1	100%	No filings	No filings	No filings
CA186	HARTFORD INSURANCE OF THE MIDWEST	5	5	100%	2	2	100%
CA187	HARTFORD UNDERWRITERS INSURANCE	2	2	100%	1	1	100%
CA288	PROPERTY & CASUALTY INSURANCE COMPANY	*	*	*	*	*	*
CA296	SENTINEL INSURANCE CO.	*	*	*	*	*	*
CA319	TRUMBULL INSURANCE COMPANY	1	1	100%	No filings	No filings	No filings
CA321	TWIN CITY FIRE INSURANCE CO.	1	1	100%	No filings	No filings	No filings
	Total	13	13	100%	4	4	100%
	HARTFORD TPA Administered Claims						
CA040	BROADSPIRE SERVICES	1	1	100%	1	1	100%
CA070	CANNON COCHRAN MANAGEMENT SERVICES	*	*	*	*	*	*
CA165	F.A. RICHARD	No filings	No filings	No filings	No filings	No filings	No filings
CA190	GALLAGHER BASSETT SERVICES	1	1	100%	1	1	100%
CA300	SEDGWICK CLAIMS MANAGEMENT	No filings	No filings	No filings	2	1	50%
	TPA Total	2	2	100%	4	3	75%
	HARTFORD Group Total	15	15	100%	8	7	88%
	HELMSMAN MANAGEMENT SERVICES	MOPs Filed	Timely MOPs	Compliance	NOCs Filed	Timely NOCs	Compliance
CA204	Group Total	6	6	100%	5	5	100%
	LIBERTY MUTUAL INSURANCE	MOPs Filed	Timely MOPs	Compliance	NOCs Filed	Timely NOCs	Compliance
CA380	EMPLOYERS INSURANCE OF WAUSAU	15	10	67%	13	12	92%
CA210	LIBERTY MUTUAL INSURANCE COMPANY	46	40	87%	19	19	100%
	Group Total	61	50	82%	32	31	97%
	MACY'S CORPORATE SERVICES	MOPs Filed	Timely MOPs	Compliance	NOCs Filed	Timely NOCs	Compliance
CA213	Group Total	*	*	*	*	*	*
	MAINE AUTOMOBILE DEALERS ASSOCIATION	MOPs Filed	Timely MOPs	Compliance	NOCs Filed	Timely NOCs	Compliance
CA220	Group Total	5	5	100%	No filings	No filings	No filings
	MAINE EMPLOYERS' MUTUAL INSURANCE	MOPs Filed	Timely MOPs	Compliance	NOCs Filed	Timely NOCs	Compliance
CA260	Group Total	305	276	90%	180	172	96%
	MAINE HEALTH CARE ASSOCIATION	MOPs Filed	Timely MOPs	Compliance	NOCs Filed	Timely NOCs	Compliance
CA234	Group Total	4	4	100%	6	6	100%
	MAINE MOTOR TRANSPORT ASSOCIATION	MOPs Filed	Timely MOPs	Compliance	NOCs Filed	Timely NOCs	Compliance
CA230	Group Total	11	11	100%	9	9	100%
	MAINE MUNICIPAL ASSOCIATION	MOPs Filed	Timely MOPs	Compliance	NOCs Filed	Timely NOCs	Compliance
CA225	Group Total	54	46	85%	42	42	100%
	MAINE SCHOOL MANAGEMENT ASSOCIATION	MOPs Filed	Timely MOPs	Compliance	NOCs Filed	Timely NOCs	Compliance
CA250	Group Total	29	29	100%	18	18	100%

*Indicates no claims activity this quarter

INSURANCE GROUP COMPLIANCE
Initial MOP and Initial Indemnity NOC Filings
Fourth Quarter
10/1/2011 - 12/31/2011

		Total Initial MOPs Filed	Initial MOPs Filed Timely	Compliance Percentage	Total Initial Indemnity NOCs Filed	Initial Indemnity NOCs Filed Timely	Compliance Percentage
CA255	MEADOWBROOK Group Total	6	3	50%	1	0	0%
CA267	NATIONAL INTERSTATE INSURANCE Group Total	2	2	100%	No filings	No filings	No filings
CA289	NATIONWIDE INSURANCE	MOPs Filed	Timely MOPs	Compliance	NOCs Filed	Timely NOCs	Compliance
CA291	NATIONAL CASUALTY COMPANY	*	*	*	*	*	*
	NATIONWIDE AGRIBUSINESS INSURANCE	*	*	*	*	*	*
	Group Total	*	*	*	*	*	*
CA265	NGM INSURANCE Group Total	No filings	No filings	No filings	No filings	No filings	No filings
	OLD REPUBLIC INSURANCE	MOPs Filed	Timely MOPs	Compliance	NOCs Filed	Timely NOCs	Compliance
	Total	*	*	*	*	*	*
	OLD REPUBLIC TPA Administered Claims						
CA038	BERKLEY ADMIN. OF CONNECTICUT	*	*	*	*	*	*
CA040	BROADSPIRE SERVICES	*	*	*	*	*	*
CA070	CANNON COCHRAN MANAGEMENT SERVICES	No filings	No filings	No filings	No filings	No filings	No filings
CA110	CONSTITUTION STATE SERVICES	*	*	*	*	*	*
CA160	ESIS	*	*	*	*	*	*
CA190	GALLAGHER BASSETT SERVICES	1	1	100%	No filings	No filings	No filings
CA280	RYDER SERVICES	No filings	No filings	No filings	1	0	0%
CA300	SEDGWICK CLAIMS MANAGEMENT	2	2	100%	2	2	100%
CA382	WILLIS OF NORTHERN NEW ENGLAND, INC.	*	*	*	*	*	*
	TPA Total	3	3	100%	3	2	67%
	OLD REPUBLIC Group Total	3	3	100%	3	2	67%
CA274	PATRIOT INSURANCE Group Total	No filings	No filings	No filings	No filings	No filings	No filings
CA162	PEERLESS INSURANCE	MOPs Filed	Timely MOPs	Compliance	NOCs Filed	Timely NOCs	Compliance
CA309	EXCELSIOR INSURANCE CO.	2	1	50%	No filings	No filings	No filings
CA275	NETHERLANDS INSURANCE COMPANY	1	1	100%	No filings	No filings	No filings
CA283	PEERLESS INSURANCE CO.	22	19	86%	11	11	100%
	PEERLESS INDEMNITY CO.	*	*	*	*	*	*
	Group Total	25	21	84%	11	11	100%
	PRAETORIAN INSURANCE	MOPs Filed	Timely MOPs	Compliance	NOCs Filed	Timely NOCs	Compliance
	Total	*	*	*	*	*	*
	PRAETORIAN TPA Administered claims						
CA168	THE FRANK GATES SERVICE COMPANY	No filings	No filings	No filings	1	0	0%
	TPA Total	1	0	0%	1	0	0%
	PRAETORIAN Group Total	1	0	0%	1	0	0%
CA277	PROTECTIVE INSURANCE Group Total	MOPs Filed	Timely MOPs	Compliance	NOCs Filed	Timely NOCs	Compliance
		3	0	0%	No filings	No filings	No filings
CA282	PUBLIC SERVICE MUTUAL Group Total	MOPs Filed	Timely MOPs	Compliance	NOCs Filed	Timely NOCs	Compliance
		No filings	No filings	No filings	1	0	0%

*Indicates no claims activity this quarter

INSURANCE GROUP COMPLIANCE
Initial MOP and Initial Indemnity NOC Filings
Fourth Quarter
10/1/2011 - 12/31/2011

		Total Initial MOPs Filed	Initial MOPs Filed Timely	Compliance Percentage	Total Initial Indemnity NOCs Filed	Initial Indemnity NOCs Filed Timely	Compliance Percentage
	RISK ENTERPRISE MANAGEMENT	MOPs Filed	Timely MOPs	Compliance	NOCs Filed	Timely NOCs	Compliance
CA280	Group Total	12	4	33%	No filings	No filings	No filings
	RYDER SERVICES	MOPs Filed	Timely MOPs	Compliance	NOCs Filed	Timely NOCs	Compliance
CA280	Group Total	No filings	No filings	No filings	1	0	0%
	SAFETY NATIONAL INSURANCE	MOPs Filed	Timely MOPs	Compliance	NOCs Filed	Timely NOCs	Compliance
	Total	*	*	*	*	*	*
	SAFETY NATIONAL TPA Administered claims						
CA165	F.A. RICHARD	No filings	No filings	No filings	1	0	0%
CA190	GALLAGHER BASSETT SERVICES	1	1	100%	No filings	No filings	No filings
CA300	SEDGWICK CLAIMS MANAGEMENT	No filings	No filings	No filings	No filings	No filings	No filings
	TPA Total	1	1	100%	1	0	0%
	SAFETY NATIONAL Group Total	1	1	100%	1	0	0%
	SEDGWICK CLAIMS MANAGEMENT	MOPs Filed	Timely MOPs	Compliance	NOCs Filed	Timely NOCs	Compliance
CA300	SEDGWICK CLAIMS MANAGEMENT	30	29	97%	37	33	89%
CA060	SEDGWICK (formerly CAMBRIDGE)	1	1	100%	No filings	No filings	No filings
CA315	SEDGWICK (formerly SPECIALTY RISK SERVICES)	5	1	20%	3	2	67%
	Group Total	36	31	86%	40	35	88%
	SENTRY INSURANCE	MOPs Filed	Timely MOPs	Compliance	NOCs Filed	Timely NOCs	Compliance
CA305	Group Total	3	1	33%	1	1	100%
	SPARTA INSURANCE	MOPs Filed	Timely MOPs	Compliance	NOCs Filed	Timely NOCs	Compliance
	Total	*	*	*	*	*	*
	SPARTA TPA Administered claims						
CA060	COTTINGHAM AND BUTLER CLAIMS SERVICES	4	3	75%	2	2	100%
CA190	GALLAGHER BASSETT SERVICES	No filings	No filings	No filings	1	1	100%
CA300	SEDGWICK CLAIMS MANAGEMENT	No filings	No filings	No filings	1	1	100%
	TPA Total	4	3	75%	4	4	100%
	SPARTA Group Total	4	3	75%	4	4	100%
	STATE OF MAINE WORKERS' COMPENSATION TRUST	MOPs Filed	Timely MOPs	Compliance	NOCs Filed	Timely NOCs	Compliance
CA307	Group Total	29	28	97%	44	44	100%
	SYNERNET	MOPs Filed	Timely MOPs	Compliance	NOCs Filed	Timely NOCs	Compliance
CA320	Group Total	35	35	100%	37	35	95%
	THE FRANK GATES SERVICE COMPANY	MOPs Filed	Timely MOPs	Compliance	NOCs Filed	Timely NOCs	Compliance
CA168	Group Total	No filings	No filings	No filings	1	0	0%
	TOWER INSURANCE	MOPs Filed	Timely MOPs	Compliance	NOCs Filed	Timely NOCs	Compliance
CA356	Group Total	*	*	*	*	*	*

*Indicates no claims activity this quarter

INSURANCE GROUP COMPLIANCE
Initial MOP and Initial Indemnity NOC Filings
Fourth Quarter
10/1/2011 - 12/31/2011

		Total Initial MOPs Filed	Initial MOPs Filed Timely	Compliance Percentage	Total Initial Indemnity NOCs Filed	Initial Indemnity NOCs Filed Timely	Compliance Percentage
TRAVELERS INSURANCE							
CA072	CHARTER OAK FIRE INS. CO.	MOPs Filed	Timely MOPs	Compliance	NOCs Filed	Timely NOCs	Compliance
CA164	FARMINGTON CASUALTY COMPANY	7	6	86%	2	2	100%
CA306	STANDARD FIRE INS. CO.	1	0	0%	No filings	No filings	No filings
CA284	THE PHOENIX INSURANCE CO.	10	6	60%	1	1	100%
CA347	TRAVELERS CASUALTY & SURETY COMPANY	No filings	No filings	No filings	No filings	No filings	No filings
CA348	TRAVELERS CASUALTY INSURANCE CO. OF AMERICA	2	2	100%	No filings	No filings	No filings
CA349	TRAVELERS COMMERCIAL CASUALTY	7	3	43%	1	1	100%
CA346	TRAVELERS INDEMNITY CO OF AMERICA	1	1	100%	No filings	No filings	No filings
CA345	TRAVELERS PROPERTY CASUALTY COMPANY	1	1	100%	No filings	No filings	No filings
	Total	2	1	50%	No filings	No filings	No filings
	TRAVELERS TPA Administered Claims	31	20	65%	4	4	100%
CA040	BROADSPIRE SERVICES	No filings	No filings	No filings	1	1	100%
CA190	GALLAGHER BASSETT SERVICES	No filings	No filings	No filings	No filings	No filings	No filings
CA300	SEDGWICK CLAIMS MANAGEMENT	No filings	No filings	No filings	4	3	75%
CA168	THE FRANK GATES SERVICE COMPANY	*	*	*	*	*	*
CA382	WILLIS OF NORTHERN NEW ENGLAND	No filings	No filings	No filings	1	1	100%
	TPA Total	No filings	No filings	No filings	6	5	83%
	TRAVELERS Group Total	31	20	65%	10	9	90%
TRIDENT INSURANCE SERVICES (Formerly MASSAMONT)							
CA240	Group Total	MOPs Filed	Timely MOPs	Compliance	NOCs Filed	Timely NOCs	Compliance
		1	1	100%	No filings	No filings	No filings
VANLINER INSURANCE							
CA379	Group Total	MOPs Filed	Timely MOPs	Compliance	NOCs Filed	Timely NOCs	Compliance
		No filings	No filings	No filings	No filings	No filings	No filings
WILLIS OF NORTHERN NEW ENGLAND							
CA001	HRH CLAIMS MANAGEMENT	MOPs Filed	Timely MOPs	Compliance	NOCs Filed	Timely NOCs	Compliance
CA360	UNDERWRITERS SAFETY & CLAIMS	2	2	100%	1	1	100%
CA382	WILLIS OF NORTHERN NEW ENGLAND, INC.	*	*	*	*	*	*
	Group Total	49	44	90%	57	55	96%
		51	46	90%	58	56	97%
XL SPECIALTY INSURANCE							
CA384	Total	MOPs Filed	Timely MOPs	Compliance	NOCs Filed	Timely NOCs	Compliance
		*	*	*	*	*	*
	XL TPA Administered Claims						
CA180	GAB ROBINS	*	*	*	*	*	*
CA190	GALLAGHER BASSETT SERVICES	No filings	No filings	No filings	No filings	No filings	No filings
	TPA Total	*	*	*	*	*	*
	XL Group Total	No filings	No filings	No filings	No filings	No filings	No filings
YORK RISK SERVICES							
CA340	Group Total	MOPs Filed	Timely MOPs	Compliance	NOCs Filed	Timely NOCs	Compliance
		1	0	0%	1	0	0%
ZURICH INSURANCE							
CA021	AMERICAN GUARANTEE AND LIABILITY	MOPs Filed	Timely MOPs	Compliance	NOCs Filed	Timely NOCs	Compliance
CA022	AMERICAN ZURICH	No filings	No filings	No filings	No filings	No filings	No filings
CA227	MARYLAND CASUALTY COMPANY	4	4	100%	4	4	100%
CA259	NORTHERN INSURANCE CO. OF NEW YORK	No filings	No filings	No filings	No filings	No filings	No filings
CA400	ZURICH AMERICAN INSURANCE CO.	No filings	No filings	No filings	No filings	No filings	No filings
	Total	1	1	100%	2	2	100%
	ZURICH TPA Administered Claims	5	5	100%	6	6	100%
CA040	BROADSPIRE SERVICES	*	*	*	*	*	*
CA080	CHESTERFIELD SERVICES	1	1	100%	No filings	No filings	No filings
CA160	ESIS	No filings	No filings	No filings	No filings	No filings	No filings
CA190	GALLAGHER BASSETT SERVICES	8	6	75%	No filings	No filings	No filings
CA300	SEDGWICK CLAIMS MANAGEMENT	2	2	100%	6	6	100%
	TPA Total	11	9	82%	6	6	100%
	ZURICH Group Total	16	14	88%	12	12	100%

*Indicates no claims activity this quarter