

MAINE STATE LEGISLATURE

The following document is provided by the
LAW AND LEGISLATIVE DIGITAL LIBRARY
at the Maine State Law and Legislative Reference Library
<http://legislature.maine.gov/lawlib>



Reproduced from electronic originals
(may include minor formatting differences from printed original)



**State of Maine
Department of Public Safety**

STATE

CITY



COUNTY

**CRIME IN MAINE
2024**

**STATE OF MAINE DEPARTMENT OF
PUBLIC SAFETY**

Janet T. Mills, **Governor**

Michael J. Sauschuck, **Commissioner**

William G. Ross, **Chief / Maine State Police**

Tyler Y. Stevenson, **Major Support Services Division**

ACKNOWLEDGEMENTS

The Maine State Police would like to express its appreciation to
the following personnel who assisted in this publication:

UCR Division:

Matthew R. Ruel, Myriah Cotter, **Supervisors**

Jessica L. Cummings, **Publication Coordinator**

Public Information Officer:

Shannon Moss

The UCR Program is grateful for the continued support and cooperation from all submitting agencies, Maine Chiefs of Police Association, and the Sheriff's Association.

This publication is issued by the Maine Department of Public Safety, Maine State Police, as authorized by MRSA Title 25, § 1544, to inform the Governor, Legislature, and law enforcement agencies of the nature and extent of crime in the State of Maine.

Prepared by:

Uniform Crime Reporting / National Incident Base Reporting Division

45 Commerce Drive, Suite 1, Augusta, Me 04333-0042

(207) 624-7276



Janet T. Mills
Governor

Michael J. Sauschuck
Commissioner

STATE OF MAINE
Department of Public Safety
MAINE STATE POLICE

45 Commerce Drive - Suite 1
Augusta, Maine 04333



COL. William G. Ross
Chief

LTC. Brian P. Scott
Deputy Chief

December 30, 2025

Honorable Janet T. Mills
Governor, State of Maine 1
State House Station Augusta,
ME 04333-0001

Dear Governor Mills:

It is my privilege to submit to you and the members of the 132nd Legislature the "2024 Crimes in Maine Annual Report," pursuant to section 1544 of Title 25 of the Maine Revised Statutes Annotated. This report is the product of the cooperative collection and submission efforts 126 municipal, county and state law enforcement agencies in Maine to the State Bureau of Identification and the Records Management Unit of the Maine State Police.

National Incident Based Reporting System data provides law enforcement administrators, lawmakers, special interest groups and the public with valuable information that supports the formulation of public safety policy in the areas of law enforcement and crime prevention.

Maine's law enforcement community and its partners in the public and private sectors has a long-standing reputation of hard work and collaboration that has traditionally made Maine one of the safest states in the country.

We are sincerely grateful for the continued participation by Maine's police chiefs and sheriffs in this valuable program.

Sincerely,

A handwritten signature in black ink, appearing to read "W. G. Ross", written over a horizontal line.

Colonel William G. Ross Maine
State Police

DEDICATION

This publication is dedicated to Maine's fallen heroes, the 90 police officers who have died in the line of duty. Their names are engraved in granite on the Maine Law Enforcement Officer's Memorial in Augusta, next to the State House. The memorial was dedicated on May 25, 1991, following a fundraising effort by the Maine Chiefs of Police Association. Uniform Crime Reporting assisted that effort by providing historical research on each officer.

The Maine Uniform Crime Reporting Program joins the criminal justice community in the state of Maine in extending sincere sympathy to the families of these law enforcement officers killed in the line of duty in Maine's history.

EBENEZER PARKER January 1808, Cumberland SO
JOHN T. DOWNS January 28, 1811, Washington SO
JAMES P. ROBBINS June 14, 1879, Rockland PD
WILLIAM LAWRENCE September 3, 1883, Bath PD
THOMAS F. MALLOY October 9, 1884, Kennebec SO
RUFUS R. LISHNESS November 4, 1884, Augusta PD
CHARLES W. NILES November 8, 1886, Maine Warden Service
LYMAN O. HILL November 8, 1886, Maine Warden Service
GRANVILLE A. HAYDEN April 30, 1893, Aroostook SO
HARRISON A. WHITMAN November 18, 1893, Oxford SO
PATRICK H. JORDAN March 7, 1903, Bangor PD
JOHN WEBSTER November 22, 1911, Hancock SO
EDWARD FINN November 22, 1922, Hancock SO
MAURICE D. BEANE June 18, 1913, Passadumkeag PD
HAROLD C. HILLMAN December 21, 1914, Aroostook SO
CHARLES E. McINTOSH December 15, 1915, Portland PD
JOSEPH GOULET June 15, 1920, Biddeford PD
ARTHUR G. DEAG July 19, 1921, Maine Warden Service
LESLIE ROBINSON October 8, 1921, Maine Warden Service
MERTLEY E. JOHNSTON November 14, 1922, Maine Warden Service
DAVID F. BROWN November 14, 1922, Maine Warden Service
EMERY O. GOOCH August 9, 1924, Maine State Police
FRED A. FOSTER August 30, 1925, Maine State Police
LEE H. PARKER September 1, 1927, Maine Warden Service
FRANK C. WING August 19, 1928, Maine State Police
SHELDON L. JONES May 17, 1930, Augusta PD
MICHAEL T. CONNOLLY August 15, 1930, Portland PD
HANS P. SMITH September 16, 1930, Portland PD
JOSEPH HONORE DUTREMBLE April 8, 1932, Biddeford PD
EDWARD F. O'DONNELL July 29, 1932, Biddeford PD
FRANK H. CURTIS November 18, 1932, Aroostook SO
REUBEN BLACKMAN May 5, 1933, Lincoln SO
JEAN BAPTISTE JALBERT May 13, 1933, Maine Warden Service

DEDICATION

ROBERT L. MOORE October 22, 1935, Maine Warden Service
THOMAS E. GIGGEY November 24, 1936, Fort Fairfield PD
JOHN D. CHAPMAN February 16, 1938, Rockland PD
THAXTERM. REARDON June 5, 1938, Millinocket PD
KARL A. JACOBSON November 13, 1958, National Park Service
E. DEAN PRAY August 20, 1940, Cumberland SO
RANDALL E. SHELLEY June 3, 1946, Maine Warden Service
CLAUDE W. KIMBALL September 17, 1948, Penobscot SO
NORMAN C. PHILBRICK July 7, 1949, Auburn PD
FRANCIS A. MURRAY June 28, 1950, Bangor PD
HOWARD W. EYE August 18, 1951, Calais PD
GEORGE E. TOWNSEND August 27, 1956, Maine Warden Service
PAUL J. SIMARD July 7, 1958, Lewiston PD
PIERRE A. HARNOIS May 14, 1959, Westbrook PD
FRANK E. ROSS JR. September 4, 1959, Knox SO
FRANK J. BUZYNSKI September 4, 1959, Knox SO
JOHNE. SUTTON September 20, 1963, University of Maine Orono PD
CHARLES C. BLACK July 9, 1964, Maine State Police
HERBERT E. TOWNE November 18, 1964, Newport PD
RALPH W. HEATH October 29, 1965, Baxter State Park
DALE A. MacDONALD November 26, 1965, Somerset SO
RALPH A. CHASE January 1, 1966, Gardiner PD
JEAN C. MONDVILLE October 29, 1966, Biddeford PD
R. LYLE FROST JR. July 1, 1968, Maine Warden Service
RICHARD E. VARNEY September 27, 1972, Maine Warden Service
ELLIOTT S. JOHNSON September 1, 1973, Thomaston PD
LOUIS E. DAIGLE November 6, 1974, Madawaska PD
FRANK H. ELLIOTT December 15, 1976, Thomaston PD
CHARLES J. WILSON March 2, 1977, Penobscot SO
TIMOTHY L. WILLARD December 29, 1978, Paris PD
THOMAS J. MERRY July 12, 1980, Maine State Police
RODNEY C. BONNEY April 6, 1981, Auburn PD
CARROLL W. MILLETT March 17, 1982, Paris PD
ROBERT J. GALLANT September 11, 1982, Berwick PD
DONALD E. DAVEY July 30, 1984, Lincoln SO
MICHAEL R. VEILLEUX June 17, 1986, Maine State Police
JEFFREY L. BULL May 9, 1987, Lebanon PD
DAVID R. PAYNE July 23, 1988, Lewiston PD

DEDICATION

JOSIAH B. MAHAR September 23, 1988, US Border Patrol
GILES R. LANDRY March 31, 1989, Maine State Police
WILLIAM A. WILLIAMS October 13, 1989, Oxford SO
JIM SWINT October 1, 1990, Brunswick PD
WILLIAM F. HANRAHAN November 21, 1992, Maine Warden Service
JEFFREY S. PAROLA November 13, 1994, Maine State Police
JAMES A. GRIFFITH April 15, 1996, Maine State Police
GLENN STRANGE October 17, 1997, Maine State Police
NORMAN J. DUBE November 7, 1997, Aroostook SO
CHARLES R. BAKER SR. December 18, 1999, Somerset SO
DAVID J. RANCOURT November 4, 2006, Androscoggin SO
DARYL R. GORDON March 24, 2011, Maine Warden Service
NATHAN M. DESJARDINS June 6, 2017, Fryeburg PD
MERLE D. NILES May 29, 1961, Bath PD
EUGENE P. COLE April 25, 2018, Somerset SO
BENJAMIN J. CAMPBELL April 3, 2019, Maine State Police
LUKE GROSS September 23, 2021, Hancock SO
RICHARD A. BETTERS January 14, 2009, Portland PD
HERBERT G. TARBOX April 19, 1959, Falmouth PD



INTRODUCTION

The Uniform Crime Reporting (UCR) Program is a nationwide cooperative effort of over 16,000 city, county and state law enforcement agencies voluntarily reporting data on crime brought to their attention. Maine has 126 municipal, county and state law enforcement agencies that contribute to the annual Crime in Maine publication. 124 agencies contributed all 12 months of reports for the Crime in Maine 2024 publication, 2 agencies, however, did not submit reports. Law enforcement agencies represent the initial step in establishing an efficient statewide criminal justice information system (CJIS). Ideally, the UCR data will eventually merge with that of the other major components of the criminal justice system (i.e., prosecutors, courts, corrections) to form an integrated system for the exchange of vital management information. The availability of such data will allow for the provision of complete and timely criminal histories of offenders and their progress through the criminal justice system.

Since July 1973, the State Police have administered the program as a statewide, uniform method of collecting statistics on crime as it is reported to law enforcement and producing a reliable set of criminal statistics for use in law enforcement administration, operation and management. Additionally, Maine's statistics are forwarded monthly to the Federal Bureau of Investigation for inclusion in the annual Crime in the U.S. Report.

Over the years the UCR data has become one of Maine's and America's leading social indicators. Maine's citizens look to UCR as the primary information source on the nature and extent of crime, while criminologists, sociologists, legislators, state and local planners, the media and academicians use the statistics for wide and varied research and planning purposes.

NATIONAL UCR REPORTING SYSTEM

During the 1920s the members of the International Association of Chiefs of Police formed the Committee on Uniform Crime Reporting with the intent to develop a standardized system of police statistics.

After much studying of state criminal codes nationwide and the methods of bookkeeping, the committee completed a reporting plan which identified seven basic offense definitions and data requirements.

In January of 1930, 400 cities representing 20 million inhabitants in 43 states began participating in the UCR program. In that same year Congress authorized the Attorney General to gather crime information. He in turn designated the FBI to serve as the national clearinghouse for the collection of crime statistics.

Since that time the FBI has continued to serve as the coordinator for the UCR program, which has since grown to a system representing over 16,000 municipal, county and state law enforcement agencies voluntarily reporting data on crimes brought to their attention.

The National Sheriffs Association in June 1966 established a Committee on UCR, serving in joint capacity with the IACP UCR committee in an advisory capacity, to encourage sheriffs throughout the country to participate in UCR. In 1979 a congressional mandate made Arson a Part I Index offense in the UCR program.

For over 62 years the UCR program virtually remained unchanged in terms of the amount and type of data collected and disseminated. By the 1980s it had become obvious the nature of modern-day law enforcement had outstripped the utilization of UCR system and was in need of a thorough evaluation.

Commencing in 1982 the FBI and the Bureau of Justice Statistics (BJS) began a joint venture to formulate a phased-in redesign effort intent upon meeting the needs of law enforcement into the 21st century. Utilizing the services of Abt Associates of Cambridge, Massachusetts, the joint steering committee produced a draft report entitled *Blueprint for the Future of the Uniform Crime Reporting Program*. Based on the recommendations of their 1985 report, the FBI and BJS have proceeded to implement significant revisions to the UCR system to include:

- the addition of significant new offenses
- increased information on victims, offenders, arrestees
- improved quality control
- expanded user services

The major point of revision is the change from a summary-based reporting program to incident-based reporting where information on each offense, offender, victim, and arrestee is linked by a common incident number.

NATIONAL UCR REPORTING SYSTEM

Based on the success of a pilot project in South Carolina, the FBI released the final data elements and offense specifications in July 1988. At that time Maine and other state programs commenced a careful implementation of the enhanced program, now known as the National Incident Based Reporting System (NIBRS).

Due to the increased reporting requirements of the new program, the FBI is encouraging a phased-in transition where law enforcement agencies will be able to adopt the new program as they acquire the data-processing capabilities. It is anticipated that many states will be operating a dual collection program with some departments reporting under summary-based guidelines while others with automated records systems will make a quick transition.

OBJECTIVES OF UNIFORM CRIME REPORTING

The fundamental objective of the Uniform Crime Reporting Program is to produce a reliable set of criminal statistics on a state and national basis for use in law enforcement administration, operation, and management. This compiled data is also intended for the use of other professionals and scholars who have an interest in the crime problem. At the same time, this information is important as a reference source for the general public as an indicator of the crime factor in our society. The objectives of the Maine Uniform Crime Reporting Program are:

1. Inform the governor, legislature, other governmental officials, and the public as to the nature of the crime problem in Maine - its magnitude and its trends.
2. Provide law enforcement administrators with criminal statistics for administrative and operational use.
3. Determine who commits crimes by age and sex, in order to find the proper focus for crime prevention and enforcement.
4. Provide proper base data and statistics to measure the workload and effectiveness of Maine's Criminal Justice System.
5. Provide base data and statistics for research to improve the efficiency, effectiveness, and performance of criminal justice agencies.

6. Provide base data and statistics to measure the effects of prevention and deterrence programs.

7. Provide base data to assist in the assessment of social and other causes of crime for the development of theories of criminal behavior.

STATEMENT OF POLICY FOR RELEASE OF UCR STATISTICAL INFORMATION

The following regulations will be observed by this agency concerning the release of UCR statistical information. Employees of this agency will observe these procedures and will not deviate from this policy without the express consent of the Supervisor, UCR Division. All information to be released will originate from, and will be approved prior to being released by, the UCR Division.

REGULATIONS

1. This agency will publish an annual report reflecting crime in Maine. This report will be distributed to the Governor, to members of the Legislature, to the Attorney General, to law enforcement agencies or to any agency or committee dedicated to law enforcement or criminal justice work.

2. Published reports will be released to the abovenamed agencies prior to their being released to individuals or agencies extraneous to the criminal justice community.

3. UCR Information requests: *No person or agency will be furnished statistical information which has not previously been published, concerning any individual agency's report, without the written consent of the Chief Administrator of that agency. The Uniform Crime Reporting division will maintain for one year a copy of the information released along with the request and the authority of release.*

A. Information contained in the published annual report may be released via phone, letter, etc., to any interested party.

B. All requests for unpublished information from agencies or individuals should be directed by letter to the Supervisor, UCR Division. These special requests will be honored only with the written consent of the agency whose statistics are requested.

C. Law enforcement agencies may receive interim, unpublished specialized reports identifying their agency only, providing the request is not unreasonable. Law enforcement agencies may also receive their respective county totals along with state or district totals.

MAINE UCR PROGRAM DEVELOPMENT

The Maine UCR Program started July 15, 1973, as a module of the Comprehensive Data System Program. It was originally funded by LEAA Discretionary Grant No. 74-DF-01-0001 to the Maine Criminal Justice Planning and Assistance Agency with the State Bureau of Identification, Bureau of State Police, as the implementing subgrantee.

On July 1, 1974, the Maine UCR system was certified as operational by Director Clarence Kelly of the FBI, and Maine became the 22nd state to have a Uniform Crime Reporting System. Forty-one states have state-level Uniform Crime Reporting systems acting as effective intermediaries between the FBI and local contributors.

Crime in Maine July–December 1974 was our first publication. This year we are publishing our forty-eighth publication. All publications have been well received, and the accumulated information becomes more valuable and widely used each year. *Crime in Maine 2021* itself is a product of new technology utilizing the new NIBRS reporting data elements.

Following the completion of the UCR program's high level design specifications for the FBI's new National Incident-Based Reporting System (NIBRS), Maine identified a software vendor capable of delivering a NIBRS compliant repository package. July 2004 Maine was certified with the FBI to submit NIBRS data from reporting agencies. A number of agencies tested their RMS systems and were certified to submit NIBRS data vs. Summary. In order to keep with the same format for Crime in Maine publication these agencies crime reports were translated down to summary crime numbers to keep crime reporting on the same level as previous publications.

Maine Authority:

The Maine Uniform Crime Reporting Act was passed by the Special Session of the 106th Legislature and was signed into law by the Honorable GOVERNOR KENNETH M. CURTIS on February 28, 1974.

AN ACT RELATING TO THE INSTALLATION OF A UNIFORM CRIME REPORTING SYSTEM

Revised Statutes, Title 25, Section 1544, amended. Section 1544 of Title 25 is amended by adding the new paragraph at the end to read as follows:

It shall be the duty of all state, county, and municipal law enforcement agencies, including those employees of the University of Maine appointed to act as policemen, to submit to the State Bureau of Identification uniform crime reports, to include such information as is necessary to establish a Criminal Justice Information System and to enable the supervisor to comply with section 1544. It shall be the duty of the Bureau to prescribe the form, general content, time, and manner of submission of such uniform crime reports. The Bureau shall correlate the reports submitted to it and shall compile and submit to the Governor and Legislature annual reports based on such reports. A copy of such annual reports shall be furnished to all law enforcement agencies.

The Bureau shall establish a category for abuse by adults of family or household members and a category for crimes that manifest evidence of prejudice based on race, religion, sexual orientation, ethnicity, or disability that are supplementary to its other reported information. The Bureau shall prescribe the information to be submitted in the same manner as for all other categories of the uniform crime reports.

Maine NIBRS Repository Program – Beyond2020

Maine utilizes a NIBRS repository for all NIBRS data submitted by local, state and county law enforcement agencies. This program is also available to the public to search for statistics they are researching.

The website is: <https://me.beyond2020.com/>

Once you bring up the website there are prebuilt reports where you can look up statistics.

If there are any questions you can contact the UCR office at Maine.IBR@maine.gov

Group A Offense Definitions

Animal Cruelty: Intentionally, knowingly, or recklessly taking an action that mistreats or kills any animal without just cause, such as torturing, tormenting, mutilation, maiming, poisoning, or abandonment.

Arson: To unlawfully and intentionally damage or attempt to damage any real or personal property of another person or entity by fire or incendiary device.

Aggravated Assault: An unlawful attack by one person upon another wherein the offender uses a dangerous weapon or displays it in a threatening manner, or the victim suffers obvious severe or aggravated bodily injury, or where there was a risk for serious injury/intent to seriously injure.

Simple Assault: An unlawful physical attack by one person upon another where neither the offender displays a dangerous weapon, nor the victim suffers obvious severe or aggravated bodily injury involving apparent broken bones, loss of teeth, possible internal injury, severe laceration, or loss of consciousness.

Intimidation: To unlawfully place another person in reasonable fear of harm through the use of threatening words and/or other conduct without displaying a dangerous weapon or subjecting the victim to an actual physical attack.

Bribery: The offering, giving, receiving, or soliciting anything of value (e.g., a bribe, gratuity, or kickback) to sway the judgment or action of a person in a position of trust or influence.

Burglary/Breaking & Entering: The unlawful entry into a building or some other structure to commit a felony or a theft.

Counterfeiting/Forgery: The altering, copying, or imitating of something, without authority or right, with the intent to deceive or defraud by passing the copy or thing altered or imitated as that which is original or genuine, or the selling, buying, or possession of an altered, copied, or imitated thing with the intent to deceive or defraud.

Destruction/Damage/Vandalism of Property: To destroy willfully or maliciously, damage, deface, or otherwise injure any public or private property without the consent of the owner or the person having custody or control of it.

Drug/Narcotic Violations: The unlawful cultivation, manufacture, distribution, sale, purchase, use, possession, transportation, or importation of any controlled substance.

Drug Equipment Violations: The unlawful manufacture, sale, purchase, possession, or transportation of equipment or devices utilized in preparing and/or using drugs or narcotics.

Embezzlement: The unlawful misappropriation by an offender to his/her own use or purpose of money, property, or some other thing of value entrusted to his/her care, custody, or control.

Extortion/Blackmail: To lawfully obtain money, property, or any other thing of value, either tangible or intangible, through the use or threat of force, misuse of authority, threat of criminal prosecution, threat of destruction of reputation or social standing, or through other coercive means.

False Pretenses/Swindle/Confidence Game: The intentional misrepresentation of existing fact or condition or the use of some other deceptive scheme or device to obtain money, goods, or other things of value.

Credit Card/Automated Teller Machine Fraud: The unlawful use of a credit (or debit) card or automated teller machine for fraudulent purposes.

Impersonation: Falsely representing one's identity or position and acting in the character or position thus unlawfully assumed to deceive others and thereby gain a profit or advantage, enjoy some right or privilege, or subject another person or entity to an expense, charge, or liability that would not have otherwise been incurred.

Welfare Fraud: The use of deceitful statements, practices, or devices to unlawfully obtain welfare benefits.

Wire Fraud: The use of an electric or electronic communications facility to intentionally transmit a false and/or deceptive message in furtherance of a fraudulent activity.

Identity Theft: Wrongfully obtaining and/or using another person's personal data.

Hacking/Computer Invasion: Gaining access to another person's or institution's computer software, hardware, or networks without authorized permissions.

Betting/Wagering: To unlawfully stake money or something else of value on the happening of an uncertain event or on the ascertainment of a fact in dispute.

Operating/Promoting/Assisting Gambling: To unlawfully operate, promote, or assist in the operation of a game of chance, lottery, or other gambling activity.

Gambling Equipment Violations: To unlawfully manufacture, sell, buy, possess, or transport equipment, devices, and/or goods used for gambling purposes.

Sports Tampering: To unlawfully alter, meddle in, or otherwise interfere with a sporting contest or event for the purpose of gaining a gambling advantage.

Murder and nonnegligent Manslaughter: The willful (nonnegligent) killing of one human being by another.

Negligent Manslaughter: The killing of another person through gross negligence.

Human Trafficking, Commercial Sex Acts: Inducing a person by force, fraud, or coercion to participate in commercial sex acts, or in which the person induced to perform such act(s) has not attained 18 years of age.

Human Trafficking, Involuntary Servitude: The obtaining of person(s) through recruitment, harboring, transportation, or provision, and subjecting such persons by force, fraud, or coercion into involuntary servitude, peonage, debt bondage, or slavery (not to include commercial sex acts).

Kidnapping/Abduction: The unlawful seizure, transportation, and/or detention of a person against his/her will or of a minor without the consent of his/her custodial parent(s) or legal guardian.

Pocket Picking: The theft of articles from another person's physical possession by stealth where the victim is not immediately aware a theft occurred.

Purse Snatching: The grabbing or snatching of a purse, handbag, etc., from the physical possession of another person.

Shoplifting: The unlawful taking of goods or merchandise exposed for sale by a person (other than an employee).

Theft from a Building: The unlawful taking of items from within a building which is either open to the general public or to which the offender has legal access.

Theft from Coin-Operated Machine or Device: The unlawful taking of items from a machine or device that is operated or activated by the use of coins.

Theft from Motor Vehicle (except theft of Motor Vehicle Parts or Accessories): The unlawful taking of articles from a motor vehicle, locked or unlocked.

Theft of Motor Vehicle Parts or Accessories: The unlawful taking of any part or accessory affixed to the interior or exterior of a motor vehicle in a manner which would make the item an attachment of the vehicle or necessary for its operation.

All Other Larceny: All Thefts which do not fit any of the Larceny/Theft or specific subcategories identified in UCR.

Motor Vehicle Theft: The theft of a motor vehicle.

Pornography/Obscene Material: The violation of laws or ordinances prohibiting the manufacture, publishing (publication), distributing (distribution), sale, purchase, or possession of sexually explicit material deemed legally obscene.

Prostitution: To engage in commercial sex acts for anything of value.

Assisting or Promoting Prostitution: To solicit customers or transport persons for prostitution purposes; to own, manage, or operate a dwelling or other establishment for the purpose of providing a place where prostitution is performed; or otherwise assist or promote prostitution.

Purchasing Prostitution: To purchase or trade anything of value for sex acts.

Robbery: The taking of anything of value from the control, custody, or care of another person by force or threat of force and/or by putting the victim in fear of immediate harm.

Rape: The carnal knowledge of a person, without the consent, of the victim, including instances where the victim is unable to give consent because of his/her age or because of his/her temporary or permanent mental or physical incapacity.

Sodomy: Oral or anal sexual intercourse with another person, without the consent of the victim, including instances where the victim is unable to give consent because of his/her age or because of his/her temporary or permanent mental or physical incapacity.

Sexual Assault with an Object: The use of an object or instrument to unlawfully penetrate, however slightly, the genital or anal opening of the body of another person, without the consent of the victim, including instances where the victim is unable to give consent because of his/her age or because of his/her temporary or permanent mental or physical incapacity.

Fondling: The touching of the private body parts of another person for the purpose of sexual gratification, without the consent of the victim, including instances where the victim is unable to give consent because of her/her age or because of his/her temporary or permanent mental or physical incapacity.

Incest: Non-forcible sexual intercourse between person who are related to each other within the degrees wherein marriage is prohibited by law.

Statutory Rape: Non-forcible sexual intercourse with a person who is under the statutory age of consent.

Stolen Property Offenses: Buying, receiving, possessing, selling, concealing, or transporting any property with the knowledge that it has been unlawfully taken, as by burglary, embezzlement, fraud, larceny, robbery, etc.

Weapon Law Violations: The violation of laws or ordinances prohibiting the manufacture, sale, purchase, transportation, possession, concealment, or use of firearms, cutting instruments, explosives, incendiary devices, or other deadly weapons.

Group B Offense Definitions

Curfew/Loitering/Vagrancy Violations: The violation of a court order, regulation, ordinance, or law requiring the withdrawal of persons from the streets or other specified areas; prohibiting persons from remaining in an area or place in an idle or aimless manner; or prohibiting persons from going from place to place without a visible means of support.

Disorderly Conduct: Any behavior that tends to disturb the public peace or decorum, scandalize the community, or shock the public sense of morality.

Driving Under the Influence: Driving or operating a motor vehicle or common carrier while mentally or physically impaired as the result of consuming an alcoholic beverage or using a drug narcotic.

Family Offenses, Nonviolent: Unlawful, nonviolent acts by a family member (or legal guardian) that threaten the physical, mental, or economic well-being or morals of another family member and that are not classifiable as other offenses such as assault, incest and statutory rape.

Liquor Law (except Driving Under the Influence): The violation of laws or ordinances prohibiting the manufacture, sale, purchase, transportation, possession, or use of alcoholic beverages.

Trespass of Real Property: To unlawfully enter, land, a dwelling, or other real property.

All Other Offenses: All Crimes that are not Group A offenses and not included in one of the specifically names Group B crime categories previously listed.

PROFILE OF THE STATE OF MAINE:

This profile is presented to provide some general knowledge and facts about the state of Maine. It is hoped that this information might assist in understanding the environment in which reported crime incidence and arrest data detailed in this report occurred.

Facts about Maine...

- ◆ *Summer temperatures averaging 70°F and winter temperatures averaging 20°F*
- ◆ *Maine is 320 miles long and 210 miles wide with a total area of 33,215 square miles, or about as big as all the other five New England states combined. Maine consists of 16 counties with 23 cities, 432 towns, 34 plantations and 429 unorganized townships. Has one county (Aroostook) so big, 6,453 square miles, that is actually covers an area greater than the combined size of Connecticut and Rhode Island.*
- ◆ *Maine has 65 lighthouses including Portland Head Light commissioned by George Washington. It also boasts of 6,000 lakes and ponds, 37,000 miles of rivers and streams, 17.5 million acres of forestland and 5,500 beautiful miles of coastline, including that of its 2,000 islands.*
- ◆ *Population for Maine in 2024: 1,476,360*
- ◆ *It became the 23rd state on March 15, 1820. 2020 marked Maine's Bicentennial.*

State Animal: Moose

State Berry: Wild Blueberry

State Bird: Chickadee

State Cat: Maine Coon

State Fish: Landlocked Salmon

State Flower: White Pine Cone

State Herb: Wintergreen

State Insect: Honeybee

State Motto: Dirigo (I Lead)

State Soft Drink: Moxie

State Treat: Whoopie Pie

State Tree: White Pine

State Fruit: Wild Blueberries

State Gemstone: Tourmaline

State Fossil: Pertica Quadripara State Song: "State of Maine Song" by Roger Vinton Snow

Maine Products:

Blueberries — *Blueberry plants are plentiful in Maine because their hardy nature allows them to withstand the harsh weather and rough soil that are common in the rural parts of this state. With over 99% of the nation's low bush blueberries harvested in Maine this fruit has become one of Maine's larger exports. Blueberries are commonly used in jams, jellies, pies, and fruit salads.*

Maine Lobsters — *This tough-looking shellfish thrives in the cold waters off the coast of Maine. Fresh Maine lobsters are enjoyed by people all over the world, making this crustacean a vital part of Maine's economy. Over 90% of the nation's lobsters are caught all along the Maine coast. Over 86 million pounds of lobsters were harvested in 2024. The total of all shellfish and fin harvested was approximately 202 million pounds with a total value of approximately \$709 million in 2024.*

Potatoes — *Maine ranks as one of the top three potato-producing states in the country. These hardy vegetables are predominantly grown in the Northern Maine area known as Aroostook County.*

Maple Syrup — *Maine maple syrup is usually harvested during the cold winter months from the thousands of maple trees which dot the Maine countryside. Over 11% of the nation's maple syrup comes from the state of Maine.*

Pulp, Paper, and Wood Products — *Almost 89% of Maine is forested, making it a prime location for the production of wood and paper products. Maine is currently the home of many of the largest paper-producing mills in the country. Many forms of Maine paper products are used in schools and offices throughout the country.*

Apples — *Every fall, orchards all over the state are bustling with activity as apples become ripe for picking. Many different varieties of apples are grown in the state of Maine, including Macintosh and Yellow Delicious. In 2016, approximately 36,500,000 bushels of apples were harvested in Maine.*

Tourmaline — *This gemstone has the distinction of being the official mineral of Maine. Tourmaline stones can be found in a variety of colors ranging from black to light pink and are often fashioned into beautiful jewelry. In the late 1800s, Maine became established as one of the best places in North America for tourmaline mining.*

CONTRIBUTING LAW ENFORCEMENT AGENCIES:

Maine Law Enforcement agencies are required by Maine Statute Title 25, Section 1544 to submit their agencies monthly crime stats.

| | | |
|------------------------|-------------------------------|-----------------------|
| Androscoggin County | Gardiner PD | Phippsburg PD |
| SO Aroostook County | Gorham PD | Piscataquis County SO |
| SO Ashland PD | Gouldsboro PD | Pittsfield PD |
| Auburn PD | Greenville PD | Portland PD |
| Augusta PD | Hallowell PD | Presque Isle PD |
| Baileyville PD | Hampden PD | Rangeley PD |
| Bangor PD | Hancock County SO | Richmond PD |
| Bar Harbor PD | Holden PD | Rockland PD |
| Bath PD | Houlton PD | Rockport PD |
| Belfast PD | Islesboro PD | Rumford PD |
| Berwick PD | Jay PD | Sabattus PD |
| Biddeford PD | Kennebec County SO | Saco PD |
| Boothbay Harbor PD | Kennebunk PD | Sagadahoc County SO |
| Brewer PD | Kennebunkport PD | Sanford PD |
| Bridgton PD | Kittery PD | Scarborough PD |
| Brunswick PD | Knox County SO | Searsport PD |
| Bucksport PD | Lewiston PD | Skowhegan PD |
| Buxton PD | Lincoln County SO | Somerset County SO |
| Calais PD | Lincoln PD | South Berwick PD |
| Camden PD | Lisbon PD | South Portland PD |
| Cape Elizabeth PD | Livermore Falls PD | South West Harbor PD |
| Capitol Police | Machias PD | Thomaston PD |
| Caribou PD | Madawaska PD | Topsham PD |
| Carrabassett Valley PD | Maine Drug Enforcement Agency | UMF—Farmington |
| Clinton PD | Maine State Police | UMO—Orono |
| Cumberland County SO | Mechanic Falls PD | USM—Gorham |
| Cumberland PD | Milbridge PD | Veazie PD |
| Damariscotta PD | Milo PD | Waldo County SO |
| Dexter PD | Monmouth PD | Waldoboro PD |
| Dover-Foxcroft PD | Newport PD | Washington County SO |
| East Millinocket PD | North Berwick PD | Waterville PD |
| Eastport PD | Norway PD | Wells PD |
| Eliot PD | Oakland PD | Westbrook PD |
| Ellsworth PD | Ogunquit PD | Wilton PD |
| Fairfield PD | Old Orchard Beach PD | Windham PD |
| Falmouth PD | Old Town PD | Winslow PD |
| Farmington PD | Orono PD | Winter Harbor PD |
| Fire Marshals' Office | Oxford County SO | Winthrop PD |
| Fort Fairfield PD | Oxford PD | Wiscasset PD |
| Fort Kent PD | Paris PD | Yarmouth PD |
| Franklin County SO | Penobscot County SO | York County SO |
| Freeport PD | | York PD |
| Fryeburg PD | | |

Before you read *Crime in Maine 2024*, please take a minute to read the following information in order to better understand some of the changes to the data contained within the publication.

Crime in Maine 2024 is the fourth Crime in Maine publication to report out only **Incident Based Reporting** (IBR) data. Up until 2021, the FBI utilized summary **Uniform Crime Reporting** (UCR) data collection. The end of 2020 marked the end date for summary UCR data collection, which had been in place since the 1920s. The transition to IBR data collection means that multiple things have changed in comparison to summary UCR, which may cause some confusion if you try to compare IBR data against summary data from previous years.

The first thing to bear in mind is that IBR data collection is a different data set with different collection rules, so that comparison against summary UCR data is often not “apples to apples”. In essence, we are beginning at year zero in terms of a lot of data comparison to previous years, due to the transition to IBR reporting. For example, IBR collects data as related to 29 offense categories, compared to summary UCR’s 8 categories. This has a direct impact on things like the overall crime rate for Maine, as IBR is now collecting overall reported crime totals from 21 more categories than summary UCR. That doesn’t mean the crimes didn’t exist prior to 2021. It just means there was no mechanism in place to count and report them under summary UCR.

While some of the category names remain the same from summary UCR, what is collected under the category name, may now be different. For example, summary UCR had the single category of Theft. Now in IBR, there is no single category of Theft. Instead, IBR has multiple categories, such as purse snatching, shoplifting, and theft from a motor vehicle. While these categories provide more detailed insight into the type of theft that occurred, it makes it very difficult to compare against summary UCR data, as all IBR theft categories would need to be added together to come up with an approximation of the old summary UCR theft category. Similarly, summary UCR had a single category for Rape, whereas IBR has three separate categories of Rape, Sodomy and Object Rape. All three of those categories would have been collected under the single rape category in summary UCR.

One other thing to bear in mind is that IBR data is a “living” data set. That means that crime totals from prior years may have changed over time due to agencies submitting updated information or new incidents that haven’t been submitted previously. Changes would be submitted even though we are not in that current year. The FBI allows a 2-year window to update incidents. This more accurately reflects the nature of crime investigation, since cases often continue to be worked on and solved by law enforcement long after the initial report is made. Again, this is substantially different from summary UCR, where the previous year would be closed from updates by the FBI in March of the following year. The static numbers of summary UCR were easier to work with for publications and comparisons over time but did not as accurately reflect the changing nature of crime statistics. ***Due to this, you will even see minor differences in totals for larger numbers in tables throughout Crime in Maine, as the publication’s tables were compiled over the course of several months.***

To this end, the FBI emphasizes that IBR should be utilized for recognizing general trends, not exact numbers, and comparisons against other agencies. One additional tool being offered by the State

to offset frustration from the changing numbers that come with a “living” data set is an online search, freely available to the public. The link to the online tool is listed at the bottom of page 6 of the *Crime in Maine 2024* publication.

If you have any questions about IBR rules, the statistics themselves, or how they are interpreted, please feel free to contact the UCR Unit of the Maine State Police at (207) 624-7276, or via email at maine.IBR@maine.gov. A copy of the FBI’s IBR Reporting Manual, which provides in-depth explanation as to how IBR reporting is determined and categorized, is also available at <https://le.fbi.gov/file-repository/nibrs-user-manual.pdf/view>.

Statewide Crime for 2024

| | NUMBER OF CRIMES | CRIME RATE (per 1,000) |
|-------------------|------------------|------------------------|
| Maine – Statewide | 42,559 | 28.83 |

Statewide by Offense Type

| OFFENSE TYPE | NUMBER OF CRIMES | CRIME RATE (per 1,000) |
|-------------------------|------------------|------------------------|
| Crimes Against Persons | 12,586 | 8.53 |
| Crimes Against Property | 25,258 | 17.11 |
| Crimes Against Society | 4,715 | 3.20 |

Violent Crimes – Murders, Rapes, Aggravated Assaults and Robberies

| OFFENSE TYPE | NUMBER OF CRIMES | CRIME RATE (per 1,000) |
|---------------------------------------|------------------|------------------------|
| Violent Crime – Overall Crime Rate | 1,374 | 0.93 |
| Murder and Non-Negligent Manslaughter | 33 (victims) | 0.02 |
| Rape | 405 | 0.27 |
| Aggravated Assault | 780 | 0.53 |
| Robbery | 156 | 0.11 |

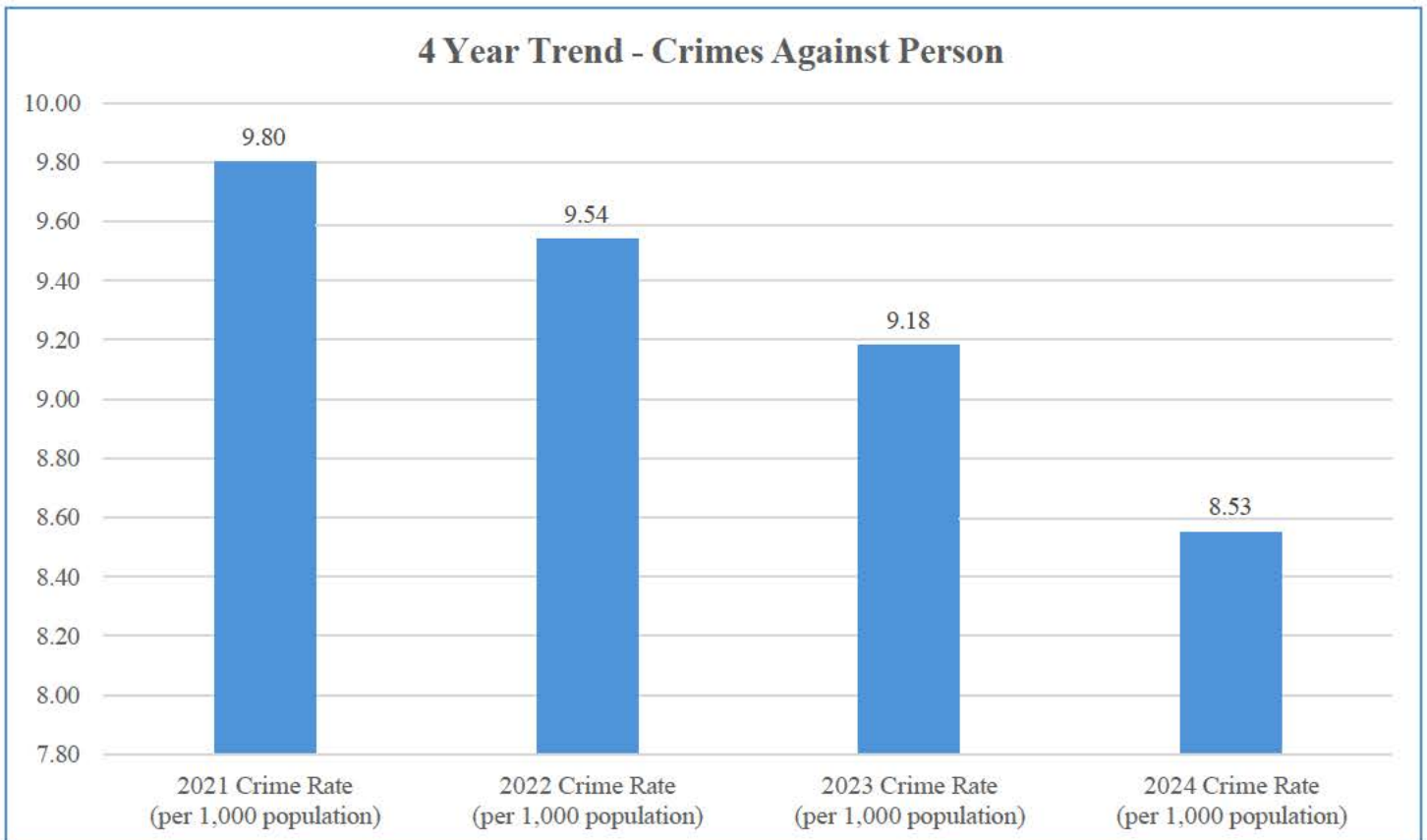
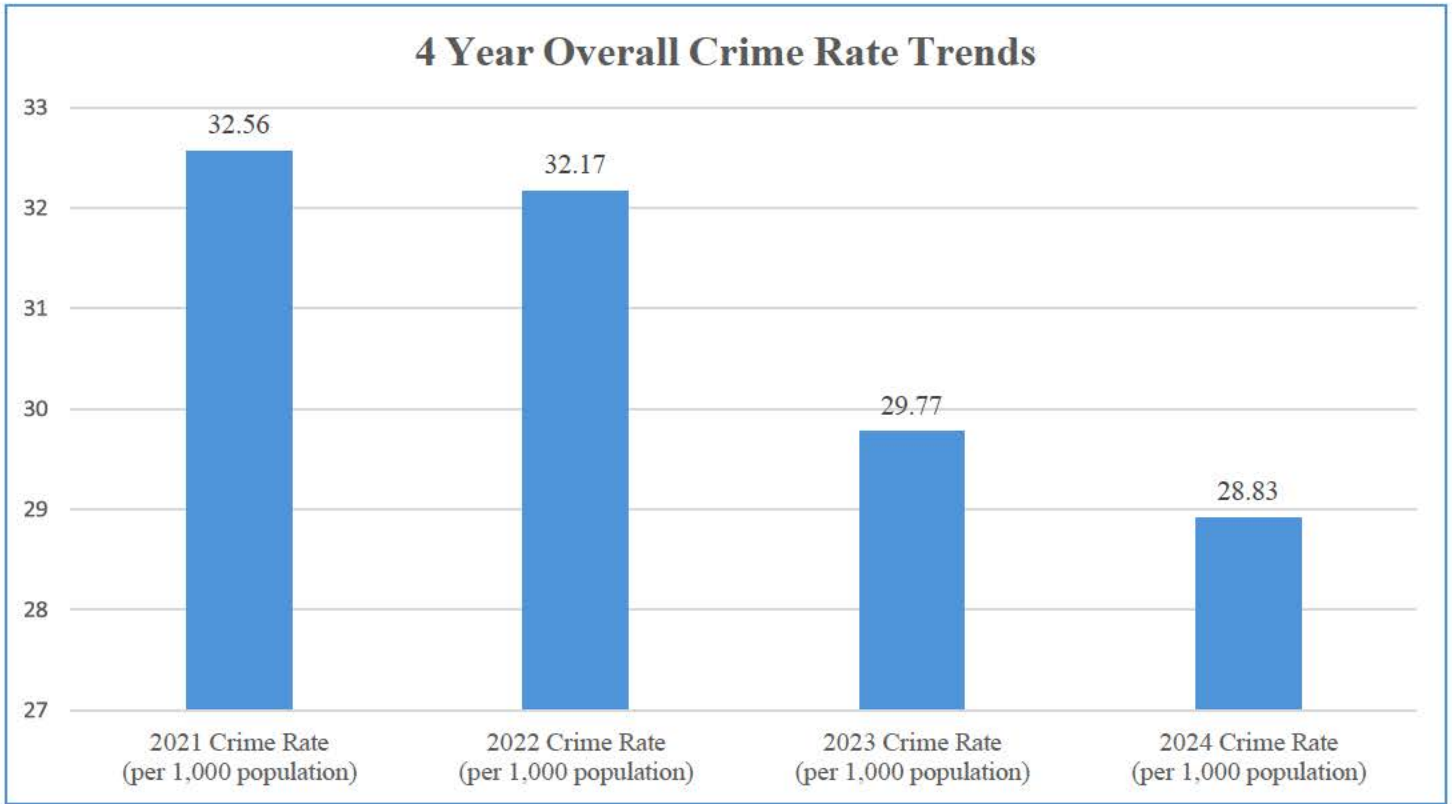
Maine's Crime Rate for 2024 is 28.83 per 1,000 population
Maine's Crime Rate for 2023 is 29.77 per 1,000 population
(2023 Crime Rate updated due to updated data)

| Offense Type | 2023 Number of Crimes | 2023 Crime Rate (per 1,000) | 2024 Number of Crimes | 2024 Crime Rate (per 1,000) |
|--|--------------------------------------|--|--------------------------------------|--|
| <i>Crimes Against Person</i> | 13,426 | 9.18 | 12,586 | 8.53 |
| Murder and Nonnegligent Manslaughter | 60 | 0.04 | 33 | 0.02 |
| Negligent Manslaughter | 13 | 0.01 | 12 | 0.01 |
| Kidnapping/Abduction | 25 | 0.02 | 32 | 0.02 |
| Rape | 392 | 0.27 | 405 | 0.27 |
| Sodomy | 33 | 0.02 | 44 | 0.03 |
| Sexual Assault with an Object | 9 | 0.01 | 4 | 0.00 |
| Criminal Sexual Contact formerly labeled as Fondling) | 437 | 0.30 | 389 | 0.26 |
| Incest | 17 | 0.01 | 11 | 0.01 |
| Statutory Rape | 57 | 0.04 | 75 | 0.05 |
| Aggravated Assault | 811 | 0.55 | 780 | 0.53 |
| Simple Assault | 6,790 | 4.64 | 6,509 | 4.41 |
| Intimidation | 4,779 | 3.27 | 4,288 | 2.90 |
| Human Trafficking, Commercial Sex Acts | 3 | 0.00 | 3 | 0.00 |
| Human Trafficking, Involuntary Servitude | -- | -- | 1 | 0.00 |
| <i>Crimes Against Property</i> | 25,194 | 17.22 | 25,258 | 17.11 |
| Arson | 161 | 0.11 | 165 | 0.11 |
| Bribery | 7 | 0.00 | 18 | 0.01 |
| Burglary/Breaking & Entering | 1,563 | 1.07 | 1,394 | 0.94 |
| Counterfeiting/Forgery | 516 | 0.35 | 410 | 0.28 |
| Destruction/Damage/Vandalism of Property | 5,230 | 3.58 | 5,045 | 3.42 |
| Embezzlement | 34 | 0.02 | 26 | 0.02 |
| Extortion/Blackmail | 59 | 0.04 | 49 | 0.03 |
| False Pretenses/Swindle/Confidence Game | 1,721 | 1.18 | 1,725 | 1.17 |
| Credit Card/Automated Teller Machine Fraud | 507 | 0.35 | 478 | 0.32 |
| Impersonation | 325 | 0.22 | 521 | 0.35 |
| Welfare Fraud | 14 | 0.01 | 6 | 0.00 |
| Wire Fraud | 92 | 0.06 | 95 | 0.06 |
| Identity Theft | 88 | 0.06 | 100 | 0.07 |
| Hacking/Computer Invasion | 6 | 0.00 | 2 | 0.00 |
| Robbery | 165 | 0.11 | 156 | 0.11 |

Maine's Crime Rates Cont.

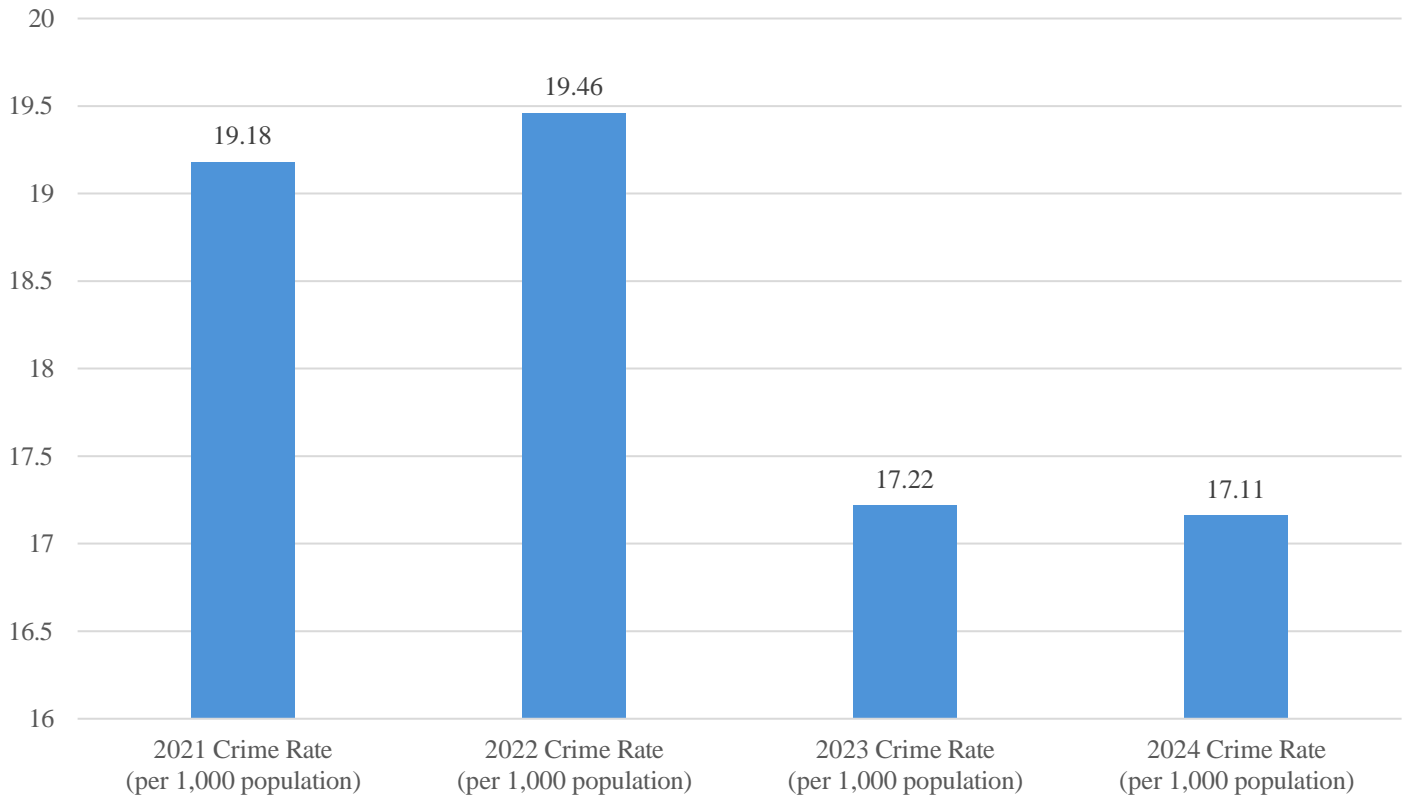
| Offense Type | 2023 Number of Crimes | 2023 Crime Rate (per 1,000) | 2024 Number of Crimes | 2024 Crime Rate (per 1,000) |
|---|--------------------------------------|--|--------------------------------------|--|
| <i>Crimes Against Property cont.</i> | | | | |
| Pocket-picking | 24 | 0.02 | 26 | 0.02 |
| Purse-snatching | 31 | 0.02 | 41 | 0.03 |
| Shoplifting | 3,117 | 2.13 | 2,965 | 2.01 |
| Theft From Building | 834 | 0.57 | 790 | 0.54 |
| Theft From Coin Operated Machine or Device | 6 | 0.00 | 7 | 0.00 |
| Theft From Motor Vehicle | 1,394 | 0.95 | 1,846 | 1.25 |
| Theft of Motor Vehicle Parts/Accessories | 217 | 0.15 | 158 | 0.11 |
| All Other Larceny | 7,802 | 5.33 | 7,931 | 5.37 |
| Motor Vehicle Theft | 1,153 | 0.79 | 1,179 | 0.80 |
| Stolen Property Offenses | 128 | 0.09 | 125 | 0.08 |
| <i>Crimes Against Society</i> | 4,919 | 3.36 | 4,715 | 3.20 |
| Drug/Narcotic Violations | 4,025 | 2.75 | 3,853 | 2.61 |
| Drug Equipment Violations | 161 | 0.11 | 139 | 0.09 |
| Betting/Wagering | 1 | 0.00 | -- | -- |
| Operating/Promoting/Assisting Gambling | 3 | 0.00 | 8 | 0.01 |
| Gambling Equipment Violations | 1 | 0.00 | -- | -- |
| Pornography/Obscene Material | 218 | 0.15 | 213 | 0.14 |
| Prostitution | 26 | 0.02 | 17 | 0.01 |
| Assisting or Promoting Prostitution | 33 | 0.02 | 11 | 0.01 |
| Purchasing Prostitution | 2 | 0.00 | -- | -- |
| Weapon Law Violations | 387 | 0.26 | 403 | 0.27 |
| Animal Cruelty | 62 | 0.04 | 71 | 0.05 |

Crime Trends

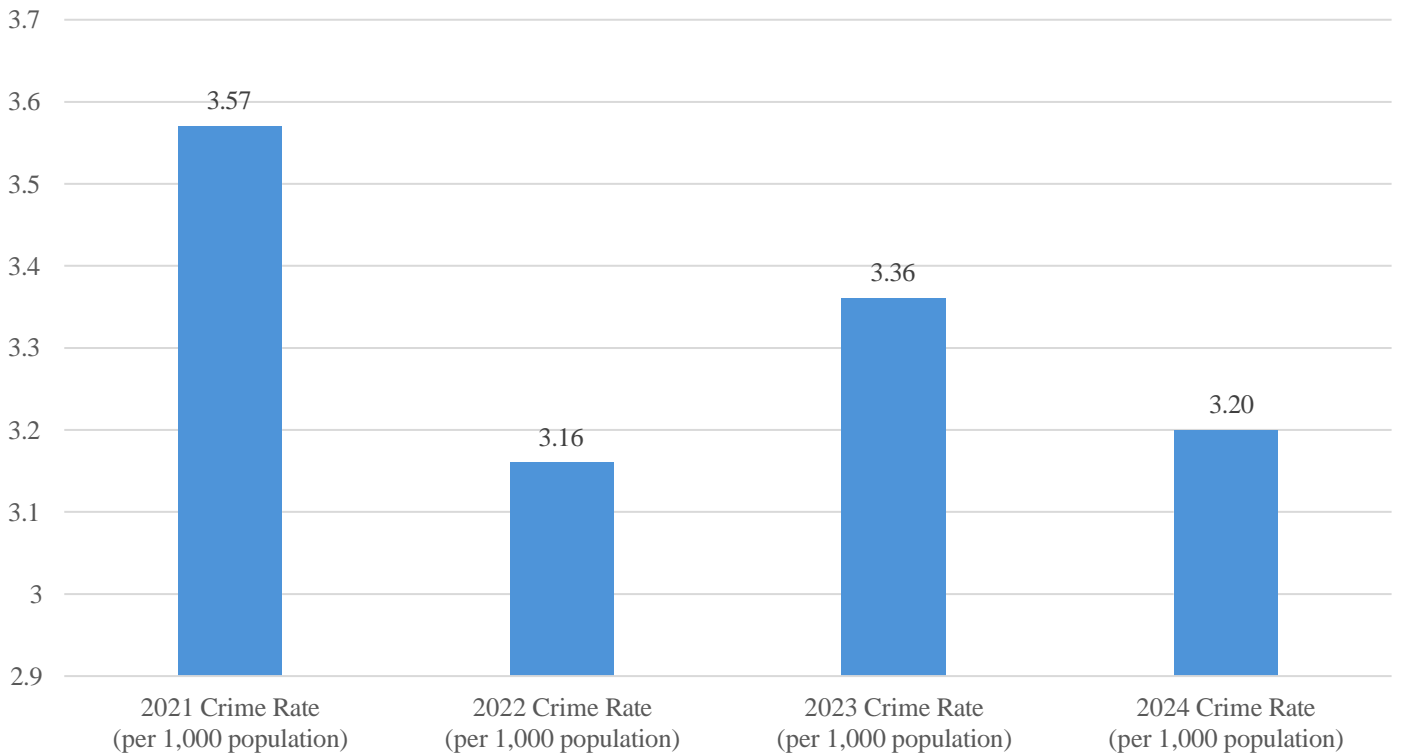


Crime Trends

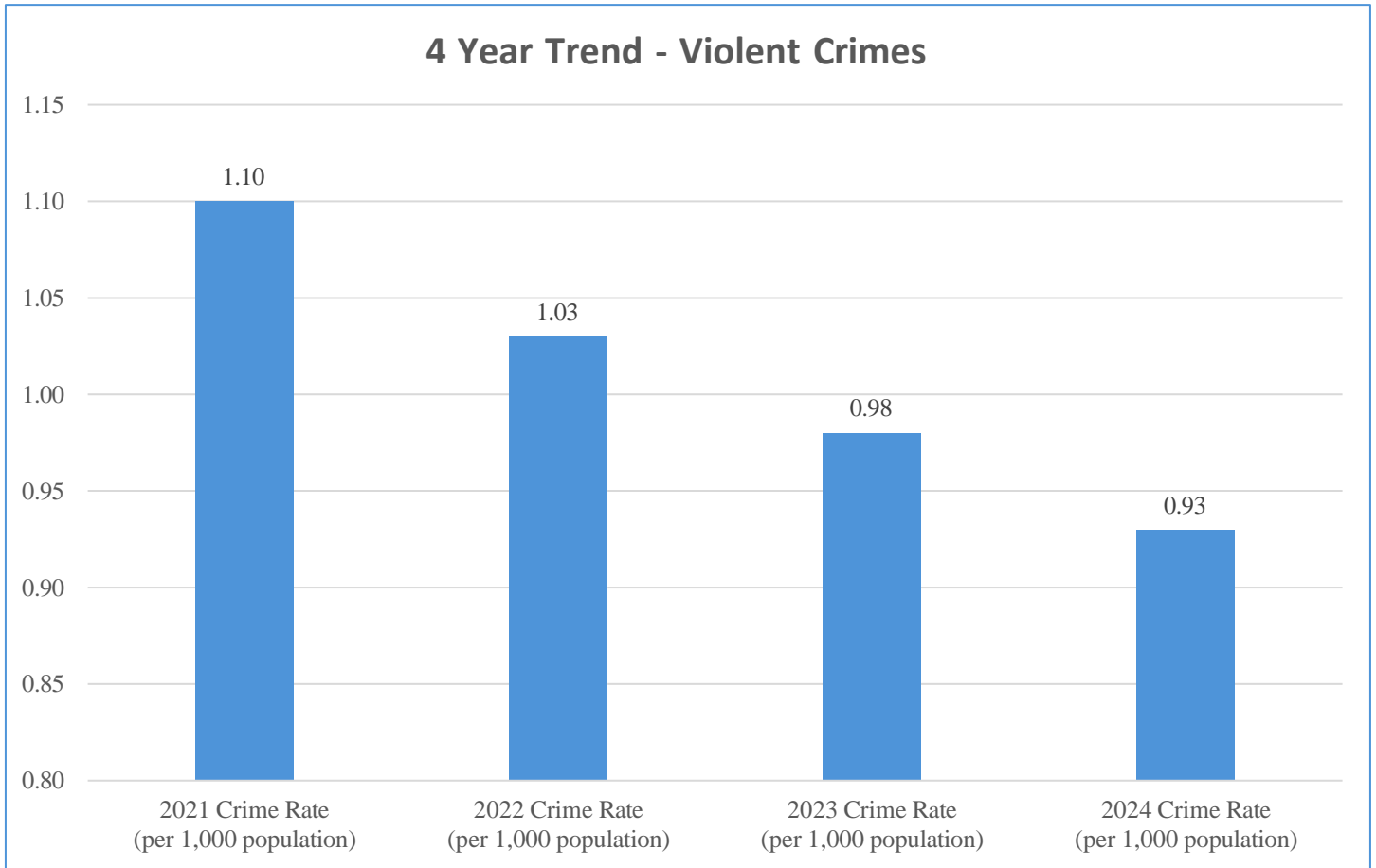
4 Year Trend - Crimes Against Property



4 Year Trend - Crimes Against Society



Crime Trends



2024 County Crime Analysis

Androscoggin County

January through December 2024

| Contributing Agency | Estimated Population | Crime Rate / 1,000 | Crimes Against Person | Crimes Against Property | Crimes Against Society | Total Crimes | Clearance Rate |
|---|-----------------------|---------------------|-----------------------|-------------------------|------------------------|---------------------|---------------------|
| Androscoggin SO | 29,491 | 17.36 | 227 | 242 | 43 | 512 | 41.41 |
| Auburn PD | 25,038 | 52.00 | 270 | 926 | 106 | 1,302 | 46.62 |
| Lewiston PD | 38,850 | 48.47 | 494 | 972 | 417 | 1,883 | 53.16 |
| Lisbon PD | 9,731 | 18.50 | 49 | 121 | 10 | 180 | 24.44 |
| Livermore Falls PD | 3,123 | 51.55 | 54 | 96 | 11 | 161 | 49.07 |
| Mechanic Falls PD | 3,143 | 22.91 | 32 | 38 | 2 | 72 | 40.28 |
| Sabattus PD | 5,161 | 6.39 | 13 | 15 | 5 | 33 | 60.61 |
| <i>Androscoggin County Totals:</i> | <i>114,537</i> | <i>36.17</i> | <i>1,139</i> | <i>2,410</i> | <i>594</i> | <i>4,143</i> | <i>48.08</i> |

Aroostook County

January through December 2024

| Contributing Agency | Estimated Population | Crime Rate / 1,000 | Crimes Against Person | Crimes Against Property | Crimes Against Society | Total Crimes | Clearance Rate |
|--|----------------------|---------------------|-----------------------|-------------------------|------------------------|---------------------|---------------------|
| Aroostook SO | 37,638 | 6.70 | 104 | 122 | 26 | 252 | 62.70 |
| Ashland PD | 1,208 | 7.45 | 7 | 2 | - | 9 | 44.44 |
| Caribou PD | 7,441 | 0.00 | 0 | 0 | 0 | 0 | 0.00 |
| Fort Fairfield PD | 3,343 | 23.31 | 55 | 28 | 25 | 108 | 78.70 |
| PD Fort Kent | 4,273 | 13.11 | 26 | 23 | 7 | 56 | 75.00 |
| PD Houlton PD | 6,080 | 39.64 | 49 | 145 | 47 | 241 | 73.03 |
| Madawaska PD | 3,863 | 19.67 | 39 | 27 | 10 | 76 | 81.58 |
| Presque Isle PD | 8,642 | 60.87 | 182 | 271 | 73 | 526 | 48.29 |
| <i>Aroostook County Totals:</i> | <i>72,488</i> | <i>17.49</i> | <i>462</i> | <i>618</i> | <i>188</i> | <i>1,268</i> | <i>61.75</i> |

2024 County Crime Analysis

Cumberland County

January through December 2024

| Contributing Agency | Estimated Population | Crime Rate / 1,000 | Crimes Against Person | Crimes Against Property | Crimes Against Society | Total Crimes | Clearance Rate |
|---|----------------------|--------------------|-----------------------|-------------------------|------------------------|--------------|----------------|
| Cumberland SO | 71,888 | 17.12 | 304 | 835 | 92 | 1,231 | 37.21 |
| Bridgton PD | 5,772 | 25.12 | 35 | 86 | 24 | 145 | 71.72 |
| Brunswick PD | 22,662 | 28.06 | 108 | 428 | 100 | 636 | 61.48 |
| Cape Elizabeth PD | 9,610 | 6.66 | 8 | 51 | 5 | 64 | 10.94 |
| Cumberland PD | 8,845 | 5.43 | 5 | 42 | 1 | 48 | 12.50 |
| Falmouth PD | 13,004 | 15.92 | 34 | 160 | 13 | 207 | 47.34 |
| Freeport PD | 8,795 | 22.85 | 34 | 155 | 12 | 201 | 53.73 |
| Gorham PD | 18,344 | 11.72 | 47 | 140 | 28 | 215 | 50.70 |
| Portland PD | 69,310 | 53.95 | 820 | 2,619 | 300 | 3,739 | 29.98 |
| Scarborough PD | 24,147 | 26.13 | 116 | 452 | 63 | 631 | 35.66 |
| South Portland PD | 26,931 | 26.66 | 105 | 553 | 60 | 718 | 27.99 |
| USM - Gorham | 0 | 0.00 | 6 | 57 | 0 | 63 | 7.94 |
| Westbrook PD | 20,608 | 36.10 | 194 | 444 | 106 | 744 | 57.53 |
| Windham PD | 20,064 | 15.20 | 76 | 191 | 38 | 305 | 56.72 |
| Yarmouth PD | 9,036 | 27.17 | 32 | 75 | 3 | 110 | 33.64 |
| <i>Cumberland County Totals:</i> | 329,016 | 27.53 | 1,924 | 6,288 | 845 | 9,057 | 38.32 |

Franklin County

January through December 2024

| Contributing Agency | Estimated Population | Crime Rate / 1,000 | Crimes Against Person | Crimes Against Property | Crimes Against Society | Total Crimes | Clearance Rate |
|---------------------------------------|----------------------|--------------------|-----------------------|-------------------------|------------------------|--------------|----------------|
| Franklin SO | 11,959 | 18.56 | 73 | 113 | 36 | 222 | 40.99 |
| Carrabassett Valley PD | 710 | 16.90 | 0 | 12 | 0 | 12 | 8.33 |
| Farmington PD | 8,727 | 31.51 | 80 | 177 | 18 | 275 | 49.09 |
| Jay PD | 4,665 | 28.72 | 49 | 74 | 11 | 134 | 51.49 |
| Rangeley PD | 1,321 | 11.35 | 2 | 13 | 0 | 15 | 13.33 |
| UMF PD | 0 | 0.00 | 1 | 24 | 8 | 33 | 9.09 |
| Wilton PD | 3,885 | 23.68 | 26 | 52 | 14 | 92 | 55.43 |
| <i>Franklin County Totals:</i> | 31,267 | 25.04 | 231 | 465 | 87 | 783 | 44.96 |

2024 County Crime Analysis

Hancock County

January through December 2024

| Contributing Agency | Estimated Population | Crime Rate / 1,000 | Crimes Against Person | Crimes Against Property | Crimes Against Society | Total Crimes | Clearance Rate |
|--------------------------------------|----------------------|---------------------|-----------------------|-------------------------|------------------------|---------------------|---------------------|
| Hancock SO | 32,768 | 8.15 | 96 | 145 | 26 | 267 | 41.20 |
| Bar Harbor PD | 9,741 | 9.03 | 24 | 61 | 3 | 88 | 32.95 |
| Bucksport PD | 5,039 | 18.85 | 33 | 49 | 13 | 95 | 53.68 |
| Ellsworth PD | 8,812 | 69.00 | 243 | 331 | 34 | 608 | 51.15 |
| Gouldsboro PD | 1,746 | 1.72 | 2 | 1 | 0 | 3 | 33.33 |
| Southwest Harbor PD | 1,849 | 18.93 | 13 | 20 | 2 | 35 | 25.71 |
| Winter Harbor PD | 478 | 12.55 | 2 | 4 | 0 | 6 | 0.00 |
| <i>Hancock County Totals:</i> | <i>60,433</i> | <i>18.24</i> | <i>413</i> | <i>611</i> | <i>78</i> | <i>1,102</i> | <i>46.37</i> |

Kennebec County

January through December 2024

| Contributing Agency | Estimated Population | Crime Rate / 1,000 | Crimes Against Person | Crimes Against Property | Crimes Against Society | Total Crimes | Clearance Rate |
|---------------------------------------|-----------------------|---------------------|-----------------------|-------------------------|------------------------|---------------------|---------------------|
| Kennebec | 58,573 | 12.00 | 210 | 401 | 92 | 703 | 38.55 |
| Augusta PD | 19,164 | 101.60 | 602 | 1,187 | 158 | 1,947 | 33.90 |
| Capitol Police | 0 | 0.00 | 23 | 3 | 1 | 27 | 7.41 |
| Clinton PD | 3,390 | 9.73 | 15 | 18 | 0 | 33 | 45.45 |
| Gardiner PD | 6,222 | 19.13 | 28 | 77 | 14 | 119 | 52.10 |
| Hallowell PD | 2,629 | 15.98 | 6 | 27 | 9 | 42 | 33.33 |
| Monmouth PD | 4,244 | 3.06 | 6 | 5 | 2 | 13 | 69.23 |
| Oakland PD | 6,396 | 20.33 | 42 | 77 | 11 | 130 | 50.00 |
| Waterville PD | 16,867 | 54.96 | 137 | 691 | 99 | 927 | 56.09 |
| Winslow PD | 8,049 | 31.43 | 71 | 172 | 10 | 253 | 22.92 |
| Winthrop PD | 6,224 | 24.26 | 22 | 128 | 1 | 151 | 33.11 |
| <i>Kennebec County Totals:</i> | <i>131,758</i> | <i>32.98</i> | <i>1,162</i> | <i>2,786</i> | <i>397</i> | <i>4,345</i> | <i>39.72</i> |

2024 County Crime Analysis

Knox County

January through December 2024

| Contributing Agency | Estimated Population | Crime Rate / 1,000 | Crimes Against Person | Crimes Against Property | Crimes Against Society | Total Crimes | Clearance Rate |
|-----------------------------------|----------------------|--------------------|-----------------------|-------------------------|------------------------|--------------|----------------|
| Knox SO | 23,586 | 19.33 | 202 | 234 | 20 | 456 | 37.94 |
| Camden PD | 5,221 | 16.28 | 3 | 82 | 0 | 85 | 12.94 |
| Rockland PD | 7,059 | 44.34 | 112 | 155 | 46 | 313 | 55.27 |
| Rockport PD | 3,687 | 17.63 | 26 | 39 | 0 | 65 | 26.15 |
| Thomaston PD | 2,761 | 48.90 | 17 | 116 | 2 | 135 | 22.96 |
| <i>Knox County Totals:</i> | 42,314 | 24.90 | 360 | 626 | 68 | 1,054 | 38.43 |

Lincoln County

January through December 2024

| Contributing Agency | Estimated Population | Crime Rate / 1,000 | Crimes Against Person | Crimes Against Property | Crimes Against Society | Total Crimes | Clearance Rate |
|--------------------------------------|----------------------|--------------------|-----------------------|-------------------------|------------------------|--------------|----------------|
| Lincoln SO | 23,179 | 18.72 | 155 | 223 | 56 | 434 | 53.69 |
| Boothbay Harbor PD | 2,108 | 19.92 | 18 | 21 | 3 | 42 | 64.29 |
| Damariscotta PD | 2,307 | 22.11 | 12 | 38 | 1 | 51 | 64.71 |
| Waldoboro PD | 5,378 | 27.52 | 40 | 89 | 19 | 148 | 54.05 |
| Wiscasset PD | 3,926 | 29.29 | 37 | 53 | 25 | 115 | 60.87 |
| <i>Lincoln County Totals:</i> | 36,898 | 21.41 | 262 | 424 | 104 | 790 | 56.08 |

2024 County Crime Analysis

Oxford County

January through December 2024

| Contributing Agency | Estimated Population | Crime Rate / 1,000 | Crimes Against Person | Crimes Against Property | Crimes Against Society | Total Crimes | Clearance Rate |
|-------------------------------------|----------------------|--------------------|-----------------------|-------------------------|------------------------|--------------|----------------|
| Oxford SO | 43,583 | 15.33 | 254 | 342 | 72 | 668 | 39.52 |
| Fryeburg PD | 3,589 | 24.24 | 24 | 56 | 7 | 87 | 13.79 |
| Norway PD | 5,356 | 45.18 | 62 | 149 | 31 | 242 | 30.58 |
| Oxford PD | 4,419 | 59.06 | 39 | 182 | 40 | 261 | 71.26 |
| Paris PD | 5,429 | 25.05 | 34 | 89 | 13 | 136 | 44.85 |
| Rumford PD | 6,034 | 57.31 | 137 | 155 | 54 | 346 | 28.32 |
| <i>Oxford County Totals:</i> | 68,410 | 25.43 | 550 | 973 | 217 | 1,740 | 40.80 |

Penobscot County

January through December 2024

| Contributing Agency | Estimated Population | Crime Rate / 1,000 | Crimes Against Person | Crimes Against Property | Crimes Against Society | Total Crimes | Clearance Rate |
|--|----------------------|--------------------|-----------------------|-------------------------|------------------------|--------------|----------------|
| Penobscot SO | 68,119 | 14.96 | 385 | 493 | 141 | 1,019 | 39.16 |
| Bangor PD | 31,598 | 104.63 | 1,326 | 1,765 | 215 | 3,306 | 30.13 |
| Brewer PD | 9,639 | 29.46 | 27 | 198 | 59 | 284 | 79.58 |
| Dexter PD | 3,816 | 24.37 | 39 | 44 | 10 | 93 | 37.63 |
| East Millinocket PD | 10,960 | 15.51 | 52 | 76 | 42 | 170 | 83.53 |
| Hampden PD | 8,057 | 10.30 | 23 | 52 | 8 | 83 | 43.37 |
| Holden PD | 3,439 | 13.96 | 17 | 23 | 8 | 48 | 58.33 |
| Lincoln PD | 4,872 | 10.67 | 8 | 42 | 2 | 52 | 86.54 |
| Newport PD | 3,162 | 14.55 | 11 | 35 | 0 | 46 | 73.91 |
| Old Town PD | 7,433 | 25.29 | 83 | 99 | 6 | 188 | 37.23 |
| Orono PD | 12,641 | 4.35 | 23 | 21 | 11 | 55 | 70.91 |
| UMO DPS | 0 | 0 | 25 | 94 | 7 | 126 | 2.38 |
| Veazie PD | 1,824 | 3.29 | 3 | 2 | 1 | 6 | 83.33 |
| <i>Penobscot County Totals:</i> | 165,560 | 33.08 | 2,022 | 2,944 | 510 | 5,476 | 37.76 |

2024 County Crime Analysis

Piscataquis County

January through December 2024

| Contributing Agency | Estimated Population | Crime Rate / 1,000 | Crimes Against Person | Crimes Against Property | Crimes Against Society | Total Crimes | Clearance Rate |
|--|----------------------|---------------------|-----------------------|-------------------------|------------------------|-------------------|---------------------|
| Piscataquis SO | 10,360 | 12.84 | 52 | 46 | 35 | 133 | 48.12 |
| Dover-Foxcroft PD | 4,579 | 22.28 | 59 | 40 | 3 | 102 | 13.73 |
| Greenville PD | 1,677 | 14.91 | 9 | 16 | 0 | 25 | 4.00 |
| Milo PD | 2,400 | 32.50 | 32 | 38 | 8 | 78 | 41.03 |
| <i>Piscataquis County Totals:</i> | <i>19,016</i> | <i>17.77</i> | <i>152</i> | <i>140</i> | <i>46</i> | <i>338</i> | <i>32.84</i> |

Sagadahoc County

January through December 2024

| Contributing Agency | Estimated Population | Crime Rate / 1,000 | Crimes Against Person | Crimes Against Property | Crimes Against Society | Total Crimes | Clearance Rate |
|--|----------------------|---------------------|-----------------------|-------------------------|------------------------|-------------------|---------------------|
| Sagadahoc SO | 13,247 | 17.44 | 91 | 118 | 22 | 231 | 54.55 |
| Bath PD | 8,871 | 22.66 | 89 | 97 | 15 | 201 | 45.77 |
| Phippsburg PD | 2,222 | 2.70 | 2 | 4 | 0 | 6 | 50.00 |
| Richmond PD | 3,588 | 1.67 | 2 | 4 | 0 | 6 | 0.00 |
| Topsham PD | 9,814 | 22.71 | 68 | 138 | 17 | 223 | 54.12 |
| <i>Sagadahoc County Totals:</i> | <i>37,742</i> | <i>17.67</i> | <i>252</i> | <i>361</i> | <i>54</i> | <i>667</i> | <i>50.22</i> |

Somerset County

January through December 2024

| Contributing Agency | Estimated Population | Crime Rate / 1,000 | Crimes Against Person | Crimes Against Property | Crimes Against Society | Total Crimes | Clearance Rate |
|---------------------------------------|----------------------|---------------------|-----------------------|-------------------------|------------------------|---------------------|---------------------|
| Somerset SO | 40,510 | 23.43 | 333 | 552 | 64 | 949 | 55.11 |
| Fairfield PD | 6,557 | 45.14 | 67 | 215 | 14 | 296 | 32.43 |
| Pittsfield PD | 3,939 | 24.37 | 25 | 66 | 5 | 96 | 31.25 |
| Skowhegan PD | 8,700 | 81.26 | 160 | 464 | 83 | 707 | 39.32 |
| <i>Somerset County Totals:</i> | <i>59,706</i> | <i>34.30</i> | <i>585</i> | <i>1,297</i> | <i>166</i> | <i>2,048</i> | <i>45.26</i> |

2024 County Crime Analysis

Waldo County

January through December 2024

| Contributing Agency | Estimated Population | Crime Rate / 1,000 | Crimes Against Person | Crimes Against Property | Crimes Against Society | Total Crimes | Clearance Rate |
|------------------------------------|----------------------|--------------------|-----------------------|-------------------------|------------------------|-------------------|---------------------|
| Waldo SO | 34,576 | 2.23 | 38 | 23 | 16 | 77 | 70.13 |
| Belfast PD | 7,111 | 15.47 | 34 | 47 | 29 | 110 | 85.45 |
| Islesboro PD | 596 | 13.38 | 0 | 8 | 0 | 8 | 0.00 |
| Searsport PD | 2,662 | 0.00 | 0 | 0 | 0 | 0 | 0.00 |
| <i>Waldo County Totals:</i> | <i>44,945</i> | <i>4.34</i> | <i>72</i> | <i>78</i> | <i>45</i> | <i>195</i> | <i>74.36</i> |

Washington County

January through December 2024

| Contributing Agency | Estimated Population | Crime Rate / 1,000 | Crimes Against Person | Crimes Against Property | Crimes Against Society | Total Crimes | Clearance Rate |
|---|----------------------|---------------------|-----------------------|-------------------------|------------------------|-------------------|---------------------|
| Washington SO | 25,720 | 18.08 | 241 | 194 | 30 | 465 | 42.80 |
| Baileyville PD | 1,322 | 17.40 | 8 | 5 | 10 | 23 | 65.22 |
| Calais PD | 3,140 | 21.97 | 16 | 46 | 7 | 69 | 59.42 |
| Eastport PD | 1,305 | 5.36 | 4 | 3 | 0 | 7 | 28.57 |
| Machias PD | 2,082 | 22.09 | 14 | 28 | 4 | 46 | 26.09 |
| Milbridge PD | 1,395 | 0.00 | 0 | 0 | 0 | 0 | 0.00 |
| <i>Washington County Totals:</i> | <i>34,964</i> | <i>17.45</i> | <i>283</i> | <i>276</i> | <i>51</i> | <i>610</i> | <i>44.10</i> |

2024 County Crime Analysis

York County

January through December 2024

| Contributing Agency | Estimated Population | Crime Rate / 1,000 | Crimes Against Person | Crimes Against Property | Crimes Against Society | Total Crimes | Clearance Rate |
|-----------------------------------|----------------------|--------------------|-----------------------|-------------------------|------------------------|--------------|----------------|
| York SO | 59,745 | 10.14 | 202 | 363 | 41 | 606 | 31.85 |
| Berwick PD | 8,364 | 29.05 | 84 | 143 | 16 | 243 | 55.14 |
| Biddeford PD | 22,310 | 60.74 | 433 | 828 | 94 | 1,355 | 26.72 |
| Buxton PD | 8,591 | 24.79 | 60 | 121 | 32 | 213 | 38.50 |
| Eliot PD | 7,511 | 5.46 | 11 | 29 | 1 | 41 | 34.15 |
| Kennebunk PD | 12,040 | 16.36 | 51 | 139 | 7 | 197 | 24.87 |
| Kennebunkport PD | 3,718 | 18.02 | 21 | 46 | 0 | 67 | 17.91 |
| Kittery PD | 11,031 | 21.94 | 42 | 190 | 10 | 242 | 38.43 |
| North Berwick PD | 5,275 | 22.37 | 46 | 43 | 29 | 118 | 52.54 |
| Ogunquit PD | 1,606 | 46.70 | 16 | 58 | 1 | 75 | 24.00 |
| Old Orchard Beach PD | 9,503 | 39.15 | 110 | 174 | 88 | 372 | 50.81 |
| Saco PD | 21,144 | 31.36 | 193 | 413 | 57 | 663 | 26.40 |
| Sanford PD | 22,345 | 64.94 | 409 | 953 | 89 | 1,451 | 27.98 |
| South Berwick PD | 7,847 | 13.38 | 25 | 68 | 12 | 105 | 17.14 |
| Wells PD | 12,027 | 21.20 | 63 | 179 | 13 | 255 | 44.71 |
| York PD | 14,249 | 15.37 | 70 | 133 | 16 | 219 | 42.47 |
| <i>York County Totals:</i> | 227,306 | 27.37 | 1,836 | 3,880 | 506 | 6,222 | 32.37 |

Statewide Agencies

January through December 2024

| Contributing Agency | Estimated Population | Crime Rate / 1,000 | Crimes Against Person | Crimes Against Property | Crimes Against Society | Total Crimes | Clearance Rate |
|--|----------------------|--------------------|-----------------------|-------------------------|------------------------|--------------|----------------|
| Maine Drug Enforcement Agency | 0 | 0.00 | 1 | 4 | 411 | 416 | 59.38 |
| Maine State Police | 0 | 0.00 | 874 | 970 | 347 | 2,191 | 64.45 |
| Office of State Fire Marshal | 0 | 0.00 | 6 | 107 | 1 | 114 | 51.75 |
| <i>Statewide Agencies Totals:</i> | 0 | 0.00 | 881 | 1,081 | 759 | 2,721 | 63.14 |

Crime Rates reported by county for a 3-year span

| Jurisdiction by Geography | 2022 Number of Crimes | 2022 Crime Rate (per 1,000) | 2023 Number of Crimes | 2023 Crime Rate (per 1,000) | 2024 Number of Crimes | 2024 Crime Rate (per 1,000) |
|---------------------------|-----------------------|-----------------------------|-----------------------|-----------------------------|-----------------------|-----------------------------|
| Maine | 44,560 | 32.17 | 43,539 | 29.77 | 42,559 | 28.83 |
| Androscoggin | 4,064 | 36.52 | 4,112 | 36.1 | 4,143 | 36.17 |
| Aroostook | 1,539 | 23.01 | 1,634 | 23.04 | 1,268 | 17.49 |
| Cumberland | 8,535 | 27.73 | 8,123 | 24.9 | 9,057 | 27.53 |
| Franklin | 838 | 27.91 | 844 | 27.24 | 783 | 25.04 |
| Hancock | 1,414 | 24.78 | 1,284 | 21.07 | 1,102 | 18.24 |
| Kennebec | 5,181 | 41.28 | 4,859 | 37.36 | 4,345 | 32.98 |
| Knox | 917 | 22.01 | 862 | 20.19 | 1,054 | 24.91 |
| Lincoln | 743 | 20.33 | 770 | 20.99 | 790 | 21.41 |
| Oxford | 1,981 | 33.27 | 1,953 | 29.91 | 1,740 | 25.43 |
| Penobscot | 5,859 | 38.08 | 5,575 | 34.05 | 5,476 | 33.08 |
| Piscataquis | 457 | 25.95 | 429 | 22.52 | 336 | 17.77 |
| Sagadahoc | 748 | 19.93 | 794 | 21.05 | 667 | 17.67 |
| Somerset | 1,911 | 37.55 | 1,915 | 32.17 | 2,049 | 34.32 |
| Waldo | 268 | 6.65 | 257 | 5.78 | 195 | 4.34 |
| Washington | 441 | 14.11 | 593 | 17 | 610 | 17.45 |
| York | 6,789 | 31.2 | 6,875 | 30.47 | 6,222 | 27.37 |
| Statewide Organizations | 2,875 | -- | 2,660 | -- | 2,721 | -- |

2024 NIBRS Group A Offenses by Month

| Offense Type | Jan-24 | Feb-24 | Mar-24 | Apr-24 | May-24 | Jun-24 | Jul-24 | Aug-24 | Sep-24 | Oct-24 | Nov-24 | Dec-24 |
|--|--------------|--------------|--------------|--------------|--------------|--------------|--------------|--------------|--------------|--------------|--------------|--------------|
| Crimes Against Person | 935 | 898 | 996 | 1,043 | 1,150 | 1,150 | 1,124 | 1,146 | 1,115 | 1,119 | 938 | 972 |
| Murder and Nonnegligent Manslaughter | 1 | 2 | 1 | 2 | 3 | 2 | 6 | 2 | 3 | 6 | 2 | 3 |
| Negligent Manslaughter | 1 | -- | 1 | 1 | 2 | 1 | 3 | -- | -- | 1 | 1 | 1 |
| Kidnapping/Abduction | 7 | 2 | 3 | 2 | 3 | 2 | 6 | 3 | 2 | -- | 2 | -- |
| Rape | 32 | 26 | 31 | 39 | 37 | 30 | 30 | 40 | 41 | 31 | 34 | 34 |
| Sodomy | 4 | 3 | 7 | 5 | 1 | 2 | 6 | 3 | 5 | 4 | 3 | 1 |
| Sexual Assault With An Object | 2 | -- | -- | -- | -- | 1 | -- | -- | -- | -- | -- | 1 |
| Criminal Sexual Contact | 29 | 34 | 35 | 37 | 50 | 29 | 25 | 39 | 21 | 40 | 23 | 27 |
| Incest | -- | 1 | 1 | 3 | 1 | 1 | -- | 1 | -- | 3 | -- | -- |
| Statutory Rape | 9 | 3 | 8 | 7 | 2 | 9 | 4 | 4 | 11 | 9 | 3 | 6 |
| Aggravated Assault | 55 | 73 | 53 | 50 | 84 | 70 | 76 | 71 | 61 | 67 | 51 | 69 |
| Simple Assault | 487 | 458 | 521 | 557 | 577 | 645 | 586 | 593 | 559 | 543 | 489 | 494 |
| Intimidation | 308 | 296 | 334 | 338 | 390 | 357 | 382 | 390 | 412 | 415 | 330 | 336 |
| Human Trafficking, Commercial Sex Acts | -- | -- | -- | 2 | -- | 1 | -- | -- | -- | -- | -- | -- |
| Human Trafficking, Involuntary Servitude | -- | -- | 1 | -- | -- | -- | -- | -- | -- | -- | -- | -- |
| Crimes Against Property | 1,820 | 1,803 | 1,822 | 2,076 | 2,216 | 2,156 | 2,493 | 2,462 | 2,423 | 2,305 | 1,975 | 1,707 |
| Arson | 7 | 10 | 9 | 20 | 18 | 12 | 20 | 9 | 10 | 20 | 17 | 13 |
| Bribery | 1 | 1 | 3 | 2 | 1 | 1 | -- | -- | 5 | 2 | 2 | -- |
| Burglary/Breaking & Entering | 116 | 81 | 85 | 117 | 143 | 117 | 140 | 146 | 135 | 138 | 111 | 65 |
| Counterfeiting/Forgery | 51 | 61 | 28 | 26 | 29 | 24 | 37 | 34 | 32 | 19 | 29 | 40 |
| Destruction/Damage/Vandalism of Property | 328 | 289 | 391 | 421 | 453 | 481 | 492 | 534 | 500 | 475 | 372 | 309 |
| Embezzlement | 3 | -- | 2 | 3 | 2 | 3 | 2 | 3 | 1 | 5 | 2 | -- |
| Extortion/Blackmail | 3 | 4 | 5 | 3 | 2 | 5 | 3 | 5 | 4 | 4 | 7 | 4 |
| False Pretenses/Swindle /Confidence Game | 142 | 138 | 137 | 160 | 140 | 133 | 161 | 139 | 141 | 149 | 143 | 142 |
| Credit Card/Automated Teller Machine Fraud | 38 | 46 | 41 | 35 | 40 | 42 | 45 | 41 | 41 | 47 | 31 | 31 |

2024 NIBRS Group A Offenses by Month

| Offense Type | Jan-24 | Feb-24 | Mar-24 | Apr-24 | May-24 | Jun-24 | Jul-24 | Aug-24 | Sep-24 | Oct-24 | Nov-24 | Dec-24 |
|--|------------|------------|------------|------------|------------|------------|------------|------------|------------|------------|------------|------------|
| <i>Crimes Against Property cont.</i> | | | | | | | | | | | | |
| Impersonation | 36 | 50 | 68 | 38 | 31 | 39 | 45 | 27 | 50 | 35 | 58 | 44 |
| Welfare Fraud | -- | 1 | 1 | -- | 1 | -- | -- | -- | -- | 2 | 1 | -- |
| Wire Fraud | 7 | 7 | 6 | 15 | 8 | 8 | 11 | 7 | 7 | 5 | 7 | 7 |
| Identity Theft | 9 | 5 | 9 | 10 | 5 | 9 | 5 | 9 | 9 | 10 | 12 | 8 |
| Hacking/Computer Invasion | -- | -- | -- | -- | 1 | -- | -- | -- | 1 | -- | -- | -- |
| Robbery | 16 | 8 | 14 | 9 | 9 | 25 | 14 | 15 | 11 | 13 | 14 | 8 |
| Pocket-picking | 3 | 2 | 1 | -- | 2 | 3 | 2 | 2 | 4 | 1 | 4 | 2 |
| Purse-snatching | 1 | 1 | -- | 2 | 6 | 1 | 5 | 6 | 3 | 5 | 8 | 3 |
| Shoplifting | 250 | 265 | 225 | 244 | 267 | 226 | 270 | 258 | 220 | 236 | 269 | 235 |
| Theft From Building | 54 | 62 | 54 | 54 | 63 | 80 | 78 | 83 | 87 | 65 | 61 | 49 |
| Theft From Coin Operated Machine or Device | -- | -- | -- | 1 | -- | 1 | -- | -- | 3 | -- | -- | 2 |
| Theft From Motor Vehicle | 135 | 125 | 110 | 166 | 161 | 162 | 160 | 177 | 209 | 163 | 161 | 117 |
| Theft of Motor Vehicle Parts/Accessories | 8 | 13 | 13 | 19 | 10 | 14 | 18 | 18 | 6 | 19 | 8 | 12 |
| All Other Larceny | 526 | 558 | 540 | 635 | 716 | 654 | 841 | 792 | 813 | 770 | 566 | 540 |
| Motor Vehicle Theft | 80 | 77 | 74 | 93 | 98 | 112 | 131 | 133 | 120 | 108 | 82 | 71 |
| Stolen Property Offenses | 8 | 5 | 8 | 8 | 14 | 5 | 13 | 24 | 11 | 14 | 10 | 5 |
| Crimes Against Society | 390 | 412 | 406 | 423 | 423 | 393 | 405 | 387 | 406 | 426 | 319 | 325 |
| Drug/Narcotic Violations | 321 | 335 | 339 | 344 | 353 | 309 | 340 | 310 | 322 | 346 | 269 | 265 |
| Drug Equipment Violations | 15 | 10 | 8 | 12 | 17 | 12 | 12 | 17 | 12 | 12 | 4 | 8 |
| Operating/Promoting/Assisting Gambling | -- | -- | 2 | -- | 3 | 1 | 2 | -- | -- | -- | -- | -- |
| Pornography/Obscene Material | 17 | 21 | 16 | 23 | 10 | 17 | 20 | 23 | 21 | 17 | 14 | 14 |
| Prostitution | -- | -- | -- | 1 | 3 | 2 | 2 | 4 | 3 | 2 | -- | -- |
| Assisting or Promoting Prostitution | 1 | 1 | -- | 2 | -- | 1 | -- | -- | 3 | 1 | 1 | 1 |
| Weapon Law Violations | 32 | 44 | 35 | 33 | 29 | 40 | 28 | 23 | 37 | 42 | 28 | 32 |
| Animal Cruelty | 4 | 1 | 6 | 8 | 8 | 11 | 1 | 10 | 8 | 6 | 3 | 5 |

**Murder and
Non-Negligent
Manslaughter**

VIOLENT CRIMES

**Aggravated
Assault**

Robbery

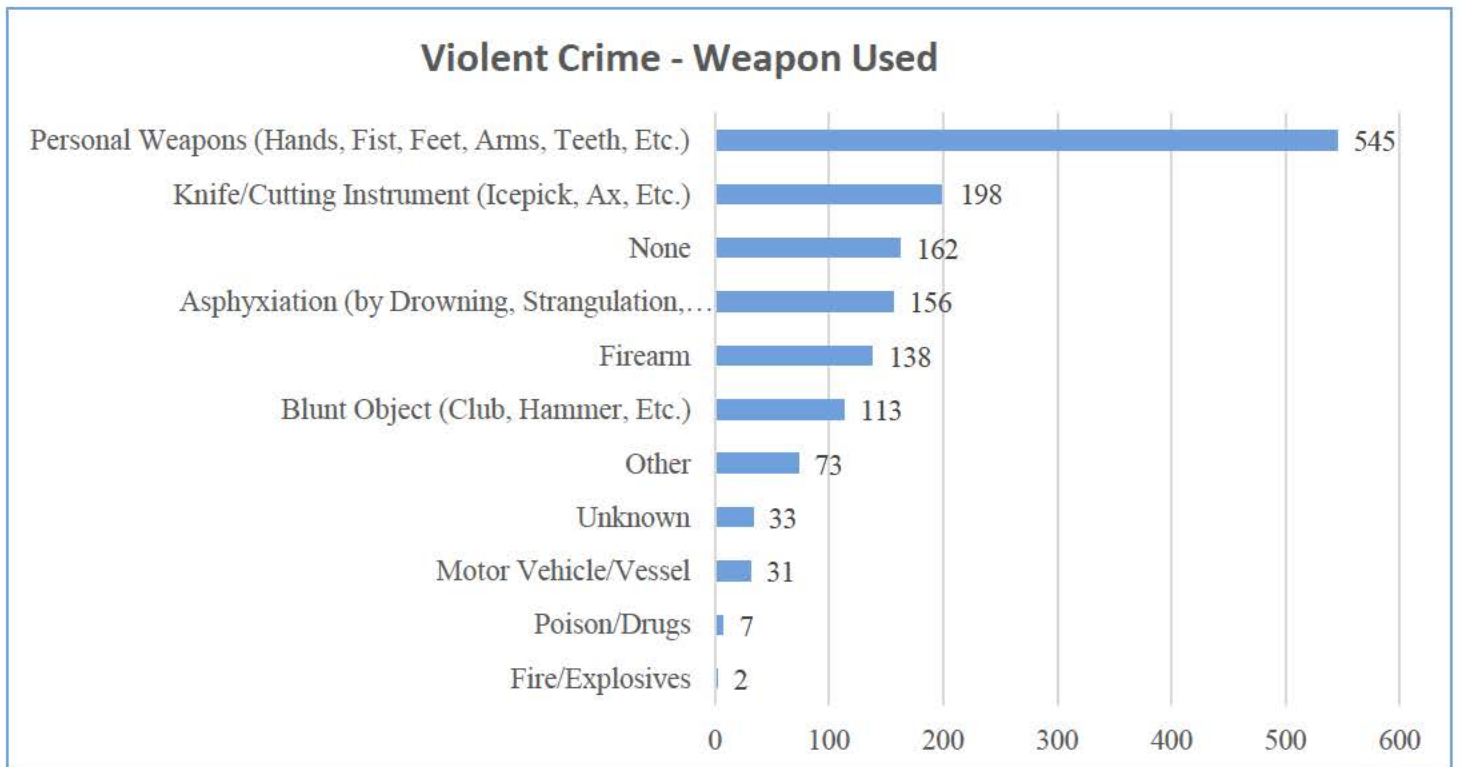
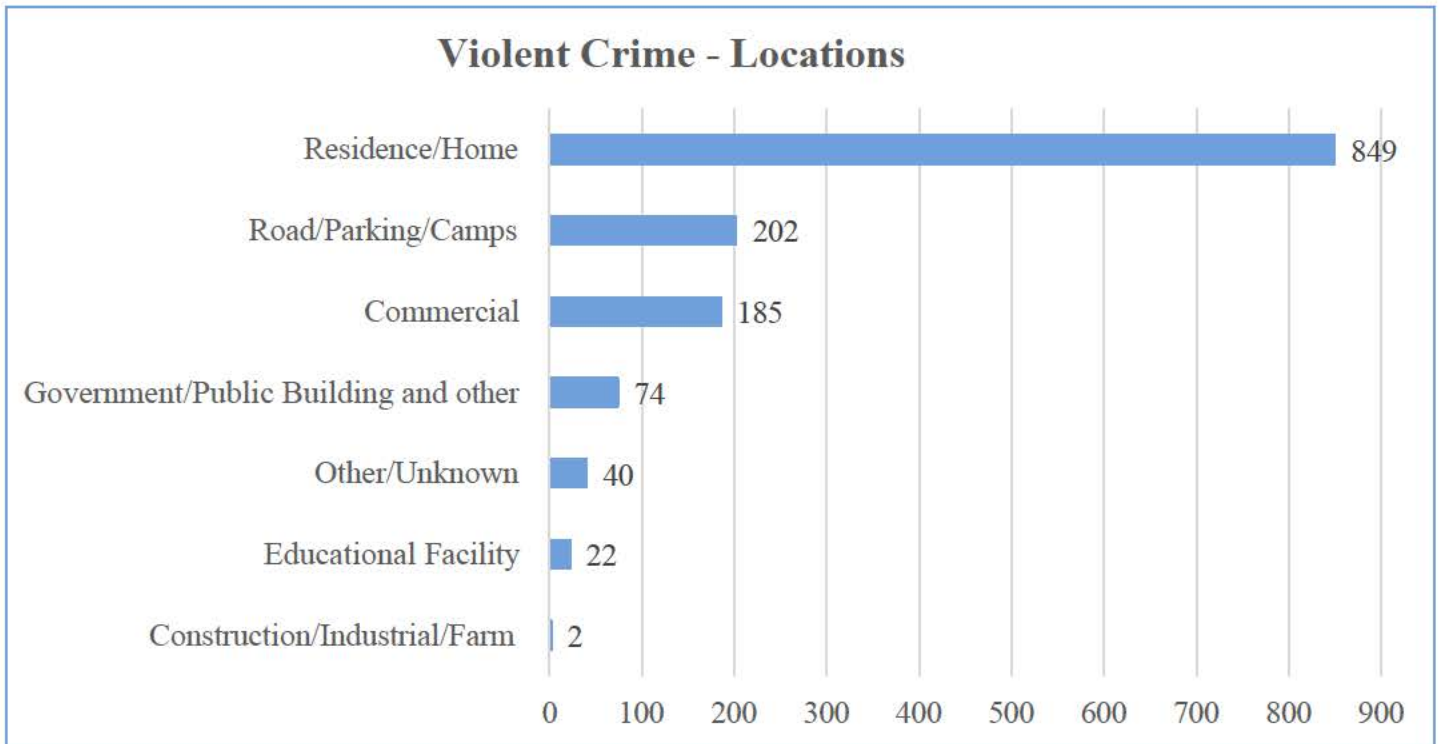
Rape

Violent Crimes Rates for Offenses reports for 2024 with 2023 Comparison.

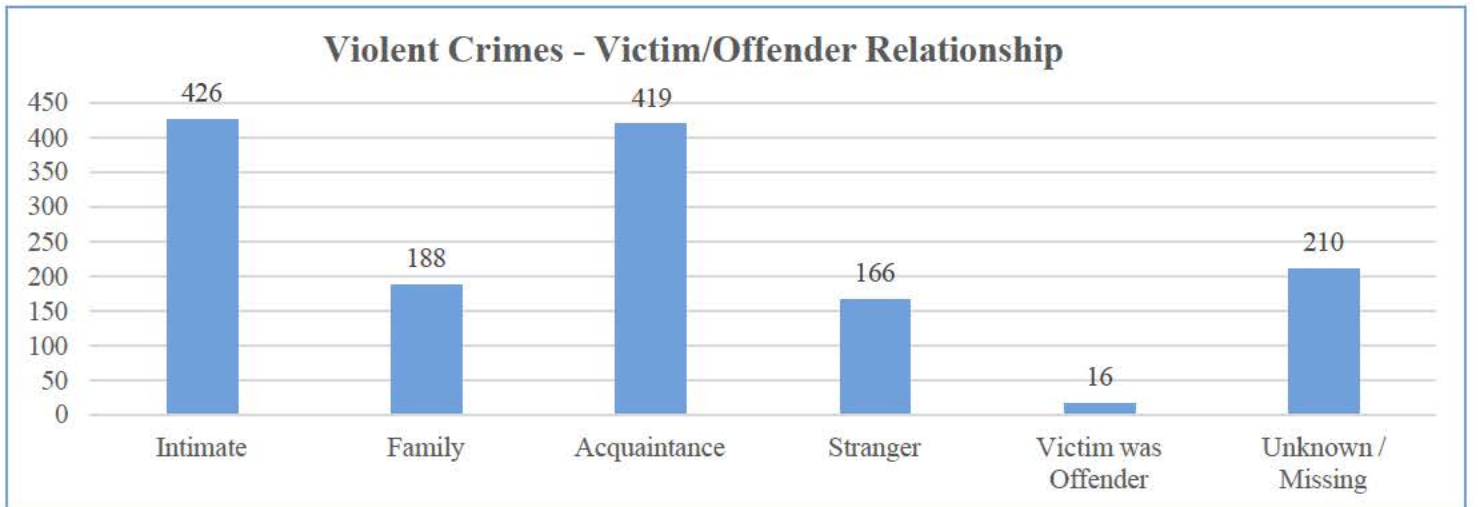
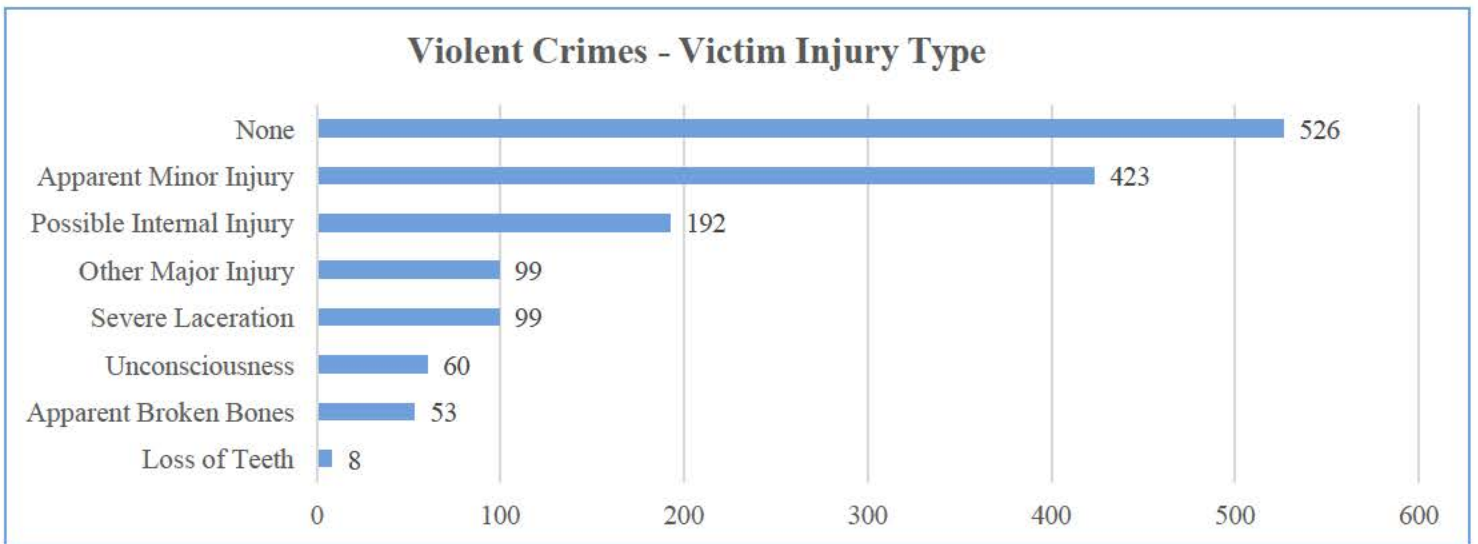
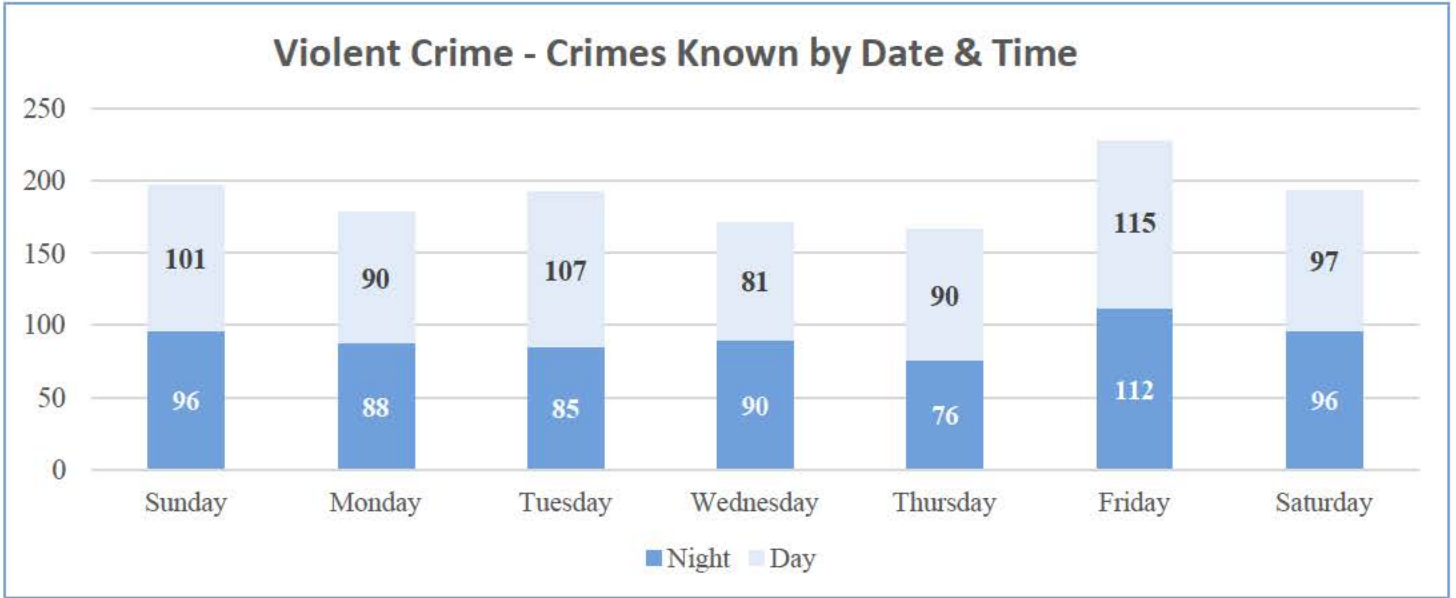
| Offense Type | 2023 Number of Victims | 2023 Crime Rate (per 1,000) | 2024 Number of Victims | 2024 Crime Rate (per 1,000) |
|--|---------------------------------------|--|---------------------------------------|--|
| Violent Crime / Crime Rate | 1,428 | 0.98 | 1,374 | 0.93 |
| Murder and Nonnegligent Manslaughter | 60 | 0.04 | 33 | 0.02 |
| Rape | 392 | 0.27 | 405 | 0.27 |
| Aggravated Assault | 811 | 0.55 | 780 | 0.53 |
| Robbery | 165 | 0.11 | 156 | 0.11 |

Violent Crimes

Crimes of violence involve the element of personal confrontation between the perpetrator and victim and entail the use of threat or violence. By their very nature, violent crimes- Murder, Rape, Aggravated Assault and Robbery are considered more serious than property crimes. The total number indicates only the number of incidents reported to police. In 2024 agencies reported a total of 1,374 victims of Violent Crime with reported injuries and no injuries. 727 incidents cleared results in 52.91% Clearance Rate.



Violent Crimes



Violent Crime Victim & Offender Gender, Age & Race

| Victim Gender | Victim Age | White | Black or African American | American Indian or Alaska Native | Asian | Unknown |
|-----------------|--------------|-------|---------------------------|----------------------------------|-------|---------|
| Female | Under 10 | 32 | 7 | -- | -- | 1 |
| | 10 - 17 | 140 | 11 | -- | 1 | 3 |
| | 18 - 24 | 123 | 18 | -- | -- | 5 |
| | 25 - 34 | 187 | 11 | 1 | 1 | 7 |
| | 35 - 44 | 165 | 14 | 2 | 1 | 3 |
| | 45 - 54 | 70 | 2 | -- | 2 | 1 |
| | 55 - 64 | 46 | 1 | -- | -- | 1 |
| | 65 and over | 25 | -- | -- | 1 | -- |
| Male | Under 10 | 13 | -- | -- | -- | -- |
| | 10 - 17 | 37 | 10 | -- | -- | 1 |
| | 18 - 24 | 49 | 11 | -- | -- | 2 |
| | 25 - 34 | 83 | 15 | -- | -- | 1 |
| | 35 - 44 | 106 | 17 | 1 | 1 | 2 |
| | 45 - 54 | 55 | 8 | 1 | 1 | -- |
| | 55 - 64 | 49 | 7 | -- | -- | 1 |
| | 65 and over | 27 | 2 | -- | -- | -- |
| Offender Gender | Offender Age | White | Black or African American | American Indian or Alaska Native | Asian | Unknown |
| Female | Under 10 | -- | -- | -- | -- | -- |
| | 10 - 17 | 13 | 1 | -- | -- | 1 |
| | 18 - 24 | 12 | 2 | 1 | 1 | -- |
| | 25 - 34 | 32 | 7 | -- | -- | 2 |
| | 35 - 44 | 45 | 2 | 2 | -- | -- |
| | 45 - 54 | 22 | -- | -- | -- | -- |
| | 55 - 64 | 13 | 2 | -- | -- | 2 |
| | 65 and over | 2 | -- | -- | -- | -- |
| Male | Under 10 | 2 | -- | -- | -- | -- |
| | 10 - 17 | 110 | 14 | 1 | 2 | 2 |
| | 18 - 24 | 112 | 35 | 1 | 1 | 10 |
| | 25 - 34 | 236 | 51 | 1 | 2 | 7 |
| | 35 - 44 | 223 | 45 | 1 | 3 | 12 |
| | 45 - 54 | 113 | 20 | -- | 1 | 1 |
| | 55 - 64 | 58 | 8 | -- | 1 | 6 |
| | 65 and over | 29 | -- | 1 | -- | 1 |

Violent Crimes

Intimate Relationships consist of: Spouse, Ex-Spouse, Common-Law Spouse, Boyfriend/Girlfriend, Homosexual Relationships, & Ex- Relationship (Ex-Boyfriend/Girlfriend)

Family Relationships consist of: Child, Stepchild, Grandchild, Sibling (Brother or Sister), Stepsibling, Parent, Grandparent, In-Law, & Other Family Member

Acquaintance Relationships consist of: Child of Boyfriend/Girlfriend, Babysitter (the baby), Friend, Employer, Employee, Neighbor, Acquaintance, & Otherwise Known

Stranger is used when it is known - that the victim did not know the offender.

Victim/Offender is used when the participant in the incident was the victim and the offender in the incident, such as domestic disputes where both husband and wife are charged with assault, double murders (two people kill each other) or barroom brawls where many participants are arrested. Mutual combatant is also another reason to use this category.

Unknown/Missing is submitted when there is nothing submitted on the suspect.

| Jurisdiction by Geography | Total: |
|---------------------------|--------|
| Androscoggin | 195 |
| Aroostook | 42 |
| Cumberland | 357 |
| Franklin | 29 |
| Hancock | 33 |
| Kennebec | 130 |
| Knox | 18 |
| Lincoln | 33 |
| Oxford | 47 |
| Penobscot | 100 |
| Piscataquis | 4 |
| Sagadahoc | 17 |
| Somerset | 57 |
| Waldo | 2 |
| Washington | 20 |
| York | 236 |
| Statewide Organizations | 91 |

CRIMES AGAINST PERSON

(Counts Victims of reported Crimes)

Murder and non-negligent Manslaughter

The willful killing of one Human being by another

Negligent Manslaughter

The killing of another person through gross negligence

Aggravated Assault

An unlawful attack by one person upon another wherein the offender uses a weapon or displays it in a threatening manner, or the victim suffers obvious severe or aggravated bodily injury involving apparent broken bones, loose of teeth, possible internal injury, severe laceration, or loss of consciousness

Forcible Sex Offenses

(Rape, Sodomy, Sexual Assault with Object, Fondling)

Any sexual act directed against another person, without the consent of the victim, including instances where the victim is incapable of giving consent

Kidnapping/Abduction

The unlawful seizure, transportation, and /or detention of a person against his/her will or of a minor without the consent of his/her custodial parent(s) or legal guardian

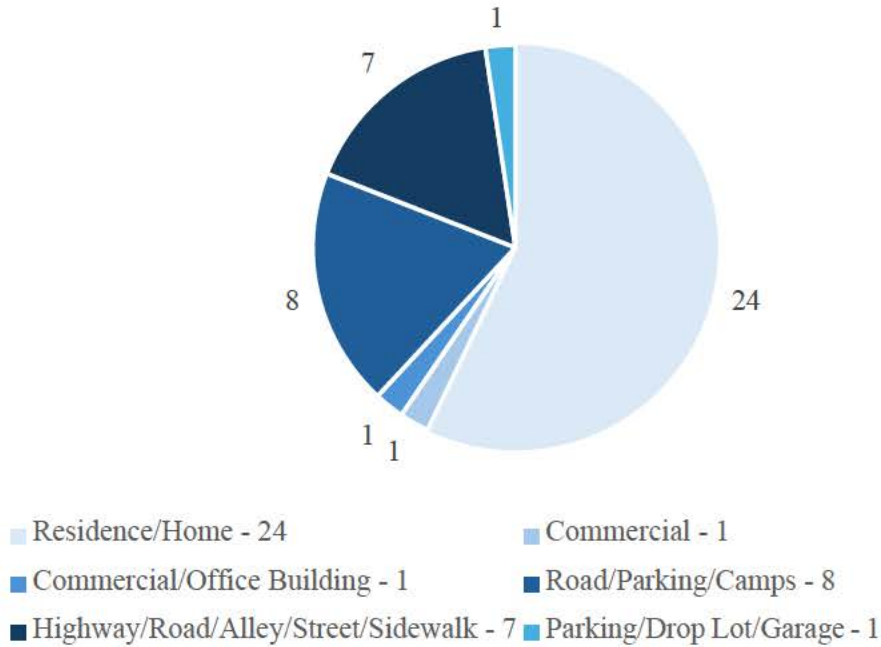
Maine's Crime Rate for Crimes Against Person
 2024 is 8.53 per 1,000 population
 for 2023 is 9.18 per 1,000 population
 (2023 Crime Rate updated due to updated data)

| Offense Type | 2023 Number of Crimes | 2023 Crime Rate (per 1,000) | 2024 Number of Crimes | 2024 Crime Rate (per 1,000) |
|--|--------------------------------------|--|--------------------------------------|--|
| <i>Crimes Against Person</i> | <i>13,426</i> | <i>9.18</i> | <i>12,586</i> | <i>8.53</i> |
| Murder and Nonnegligent Manslaughter | 60 | 0.04 | 33 | 0.02 |
| Negligent Manslaughter | 13 | 0.01 | 12 | 0.01 |
| Kidnapping/Abduction | 25 | 0.02 | 32 | 0.02 |
| Rape | 392 | 0.27 | 405 | 0.27 |
| Sodomy | 33 | 0.02 | 44 | 0.03 |
| Sexual Assault with An Object | 9 | 0.01 | 4 | 0.00 |
| Criminal Sexual Contact / Fondling | 437 | 0.30 | 389 | 0.26 |
| Incest | 17 | 0.01 | 11 | 0.01 |
| Statutory Rape | 57 | 0.04 | 75 | 0.05 |
| Aggravated Assault | 811 | 0.55 | 781 | 0.53 |
| Simple Assault | 6,790 | 4.64 | 6,513 | 4.41 |
| Intimidation | 4,779 | 3.27 | 4,321 | 2.93 |
| Human Trafficking, Commercial Sex Acts | 3 | 0.00 | 3 | 0.00 |
| Human Trafficking, Involuntary Servitude | -- | -- | 1 | 0.00 |


Murder and Non-Negligent Manslaughter

2024 Reporting agencies reported 31 incidents of Homicide, with 33 victims.

2024 Murder and Non-Negligent Manslaughter - Locations

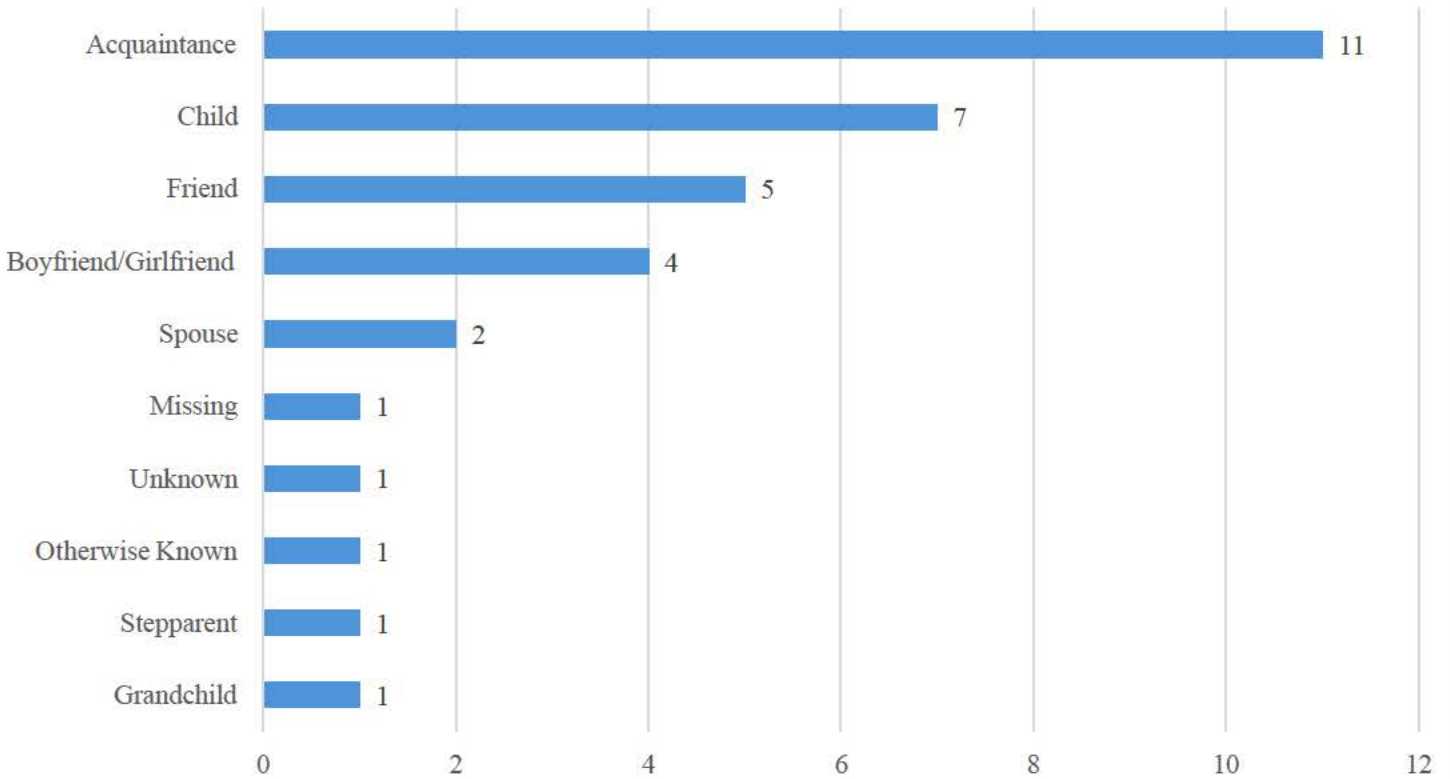


2024 Murder and Non-Negligent Manslaughter - Weapon Type

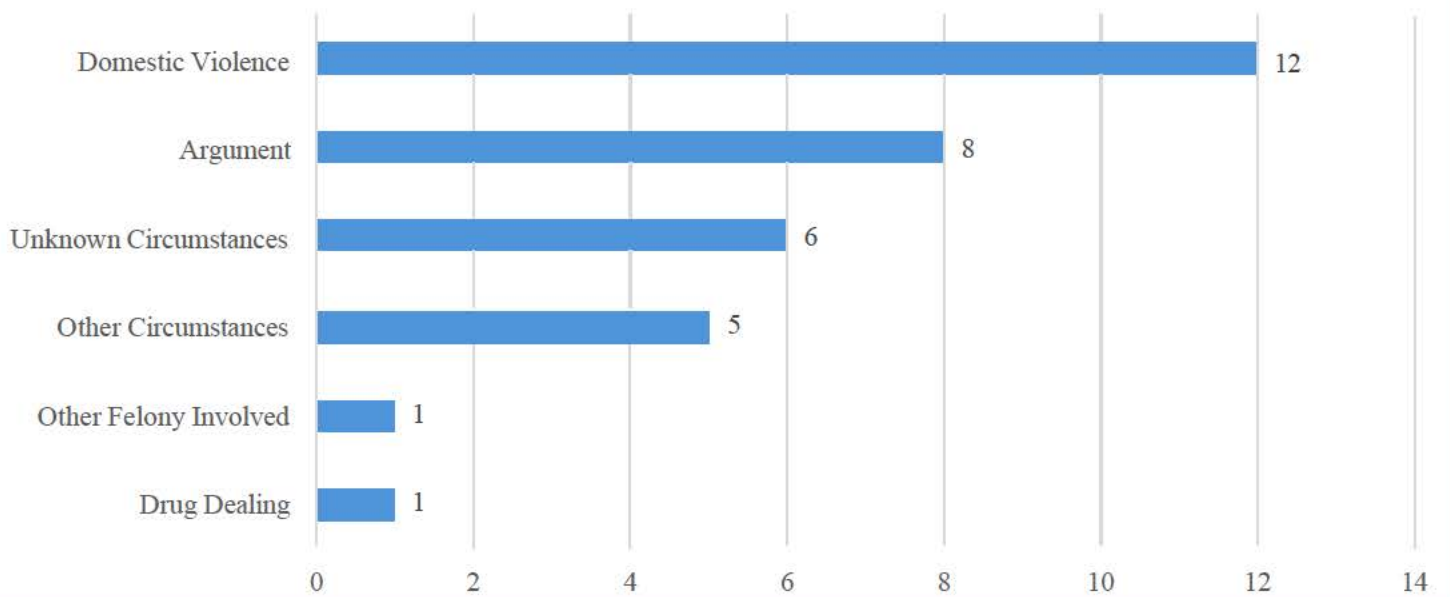


Murder and Non-Negligent Manslaughter

2024 Murder & Non-Negligent Manslaughter - Victim to Offender Relationship



2024 Murder & Non-Negligent Manslaughter - Circumstances



**Murder & Nonnegligent Manslaughter
Victim & Offender Gender - Age – Race**

| Victim Gender | Victim Age | White | Black or African American |
|------------------------|-------------------|--------------|----------------------------------|
| Female | Under 10 | 1 | -- |
| | 10 - 17 | 1 | -- |
| | 18 - 24 | 2 | -- |
| | 25 - 34 | 1 | -- |
| | 35 - 44 | 2 | -- |
| | 45 - 54 | 1 | -- |
| | 55 - 64 | 2 | -- |
| | 65 and over | -- | -- |
| Male | Under 10 | 2 | -- |
| | 17-Oct | 1 | 2 |
| | 18 - 24 | 1 | 1 |
| | 25 - 34 | 2 | 1 |
| | 35 - 44 | 4 | -- |
| | 45 - 54 | 3 | -- |
| | 55 - 64 | 4 | -- |
| | 65 and over | 2 | -- |
| Offender Gender | Victim Age | White | Black or African American |
| Female | Under 10 | -- | -- |
| | 10 - 17 | -- | -- |
| | 18 - 24 | 1 | -- |
| | 25 - 34 | -- | -- |
| | 35 - 44 | 5 | -- |
| | 45 - 54 | -- | -- |
| | 55 - 64 | 3 | -- |
| | 65 and over | -- | -- |
| Male | 10 - 17 | -- | -- |
| | 10 - 17 | -- | -- |
| | 18 - 24 | 4 | 1 |
| | 25 - 34 | 3 | -- |
| | 35 - 44 | 8 | 1 |
| | 45 - 54 | 6 | -- |
| | 55 - 64 | 1 | -- |
| | 65 and over | 3 | -- |

**NIBRS Summary - Homicide Report 09A Murder and Nonnegligent Manslaughter
Maine 2024 Agencies 31 Incidents of Homicide and 33 Victims**

| Agency Name Location Incident Date | Situation | VICTIM | | | | OFFENDER | | | | Relationship of Victim to Offender | Circumstances | Weapon Used |
|--|---------------------------------------|----------------------------|--------|------|-----------|----------|--------|------|-----------|--|--|-----------------------------|
| | | Age | Gender | Race | Ethnicity | Age | Gender | Race | Ethnicity | | | |
| Portland PD 01/12/2024 | Single Victim / Single Offender | 60 | M | W | N | 49 | M | W | N | Acquaintance | Argument | Personal Weapons |
| Bangor PD 02/18/2024 | Single Victim / Multiple Offender | 10 | M | W | N | 56 | F | W | N | Grandchild | Other Circumstances / Domestic Violence | Other |
| | | | | | | 35 | F | W | U | Child | | |
| | | | | | | 33 | M | W | N | Child | | |
| Waterville PD 02/19/2024 | Single Victim / Single Offender | 22 | M | B | H | 20 | M | W | U | Acquaintance | Argument | Firearm |
| Portland PD 03/02/2024 | Single Victim / Single Offender | 30 | M | B | N | 36 | M | B | N | Acquaintance | Unknown Circumstances | Firearm |
| Bangor PD 04/02/2024 | Single Victim / Single Offender | 24 | M | w | N | 20 | F | W | N | Boyfriend / Girlfriend | Domestic Violence | Firearm |
| Maine State Police Minot 04/11/2024 | Single Victim / Single Offender | 19 | F | W | N | 20 | M | W | N | Boyfriend / Girlfriend | Domestic Violence | Firearm |
| Maine State Police Litchfield 05/18/2024 | Single Victim / Single Offender | 90 | M | W | U | 56 | F | W | N | Acquaintance | Unknown Circumstances | Asphyxiation |
| Maine State Police Great Pond 05/20/2024 | Single Victim / Single Offender | 36 | F | W | N | 38 | M | W | N | Boyfriend / Girlfriend | Domestic Violence | Firearm |
| Maine State Police Peru 05/28/2024 | Single Victim / Single Offender | 59 | F | W | N | 60 | M | W | N | Spouse | Domestic Violence | Firearm |
| Biddeford PD 06/15/2024 | Single Victim / Multiple Offender | BB 7-364 Days old | M | W | U | 35 | M | W | U | Child | Unknown Circumstances | Personal Weapons |
| | | | | | | 38 | F | W | U | Child | | |
| Auburn PD 06/15/2024 | Single Victim / Single Offender | 43 | M | W | N | 43 | M | W | U | Otherwise Known | Other Felony Involved | Firearm |
| Lewiston PD 07/14/2024 | Single Victim / Single Offender | 17 | M | B | N | 21 | M | B | U | Acquaintance | Unknown Circumstances | Firearm |
| Augusta PD 07/18/2024 | Single Victim / Single Offender | 57 | M | W | N | 42 | M | W | N | Acquaintance | Argument | Personal Weapons |
| Gardiner PD 07/26/2024 | Single Victim / Single Offender | 75 | M | W | N | 52 | M | W | U | Stepparent | Domestic Violence | Firearm |
| Mechanic Falls PD 07/27/2024 | Multiple Victims / Single Offender | 11 | F | W | N | 37 | F | W | U | Child | Domestic Violence | Knife/Cutting Instrument |
| | | 7 | F | W | N | | | | | Child | | |
| Portland PD 07/30/2024 | Single Victim / Single Offender | 54 | F | W | n | 47 | M | W | N | Acquaintance | Argument | Firearm |

**NIBRS Summary - Homicide Report 09A Murder and Nonnegligent Manslaughter
Maine 2024 Agencies 31 Incidents of Homicide and 33 Victims**

| Agency Name Location Incident Date | Situation | VICTIM | | | | OFFENDER | | | | Relationship of Victim to Offender | Circumstances | Weapon Used |
|---|---------------------------------------|--------|--------|------|-----------|----------|--------|------|-----------|--|--------------------------|---|
| | | Age | Gender | Race | Ethnicity | Age | Gender | Race | Ethnicity | | | |
| Waterville PD 8/18/2024 | Single Victim / Single Offender | 43 | M | W | N | 41 | M | W | U | Friend | Argument | Knife/Cutting Instrument |
| Maine State Police Kittery 08/29/2024 | Single Victim / Single Offender | 8 | M | W | N | 37 | M | W | N | Child | Domestic Violence | Firearm |
| Bangor PD 09/25/2024 | Single Victim / Single Offender | 39 | F | W | U | 42 | M | W | U | Boyfriend/ Girlfriend | Domestic Violence | Asphyxiation |
| Maine State Police Mexico 09/26/2024 | Single Victim / Single Offender | 24 | F | W | N | 23 | M | W | N | Friend | Other Circumstances | Fire / Explosives |
| Biddeford PD 09/27/2024 | Single Victim / Multiple Offender | 43 | M | W | N | 45 | M | W | U | Acquaintance | Other Circumstances | Firearm |
| | | | | | | 56 | F | W | U | | | |
| Bath PD 10/06/2024 | Multiple Victims / Single Offender | 32 | F | W | N | 67 | M | W | N | Child | Domestic Violence | Firearm |
| | | 58 | F | W | N | | | | | Spouse | | |
| Bangor PD 10/08/2024 | Single Victim / Single Offender | 27 | M | W | N | 35 | M | W | N | Acquaintance | Drug Dealing | Firearm |
| Maine State Police Palmyra 10/11/2024 | Single Victim / Single Offender | 48 | M | W | N | 28 | M | W | N | Acquaintance | Argument | Knife/Cutting Instrument |
| Waterville PD 10/15/2024 | Single Victim / Single Offender | 47 | M | W | N | 53 | M | W | N | Acquaintance | Domestic Violence | Firearm |
| Portland PD 10/25/2024 | Single Victim / Single Offender | 31 | M | W | N | 21 | M | W | N | Unknown | Unknown Circumstances | Firearm |
| Westbrook Pd 11/21/2024 | Single Victim / Single Offender | 59 | M | W | N | 47 | M | W | U | Friend | Argument | Personal Weapons |
| Portland Pd 11/30/2024 | Single Victim / Unknown Offender | 43 | M | W | U | U | U | U | U | Unknown | Other Circumstances | Knife/Cutting Instrument |
| Maine State Police Edgcomb 12/03/2024 | Single Victim / Single Offender | 35 | M | W | N | 26 | M | W | N | Friend | Argument | Firearm |
| Bangor PD 12/4/2024 | Single Victim / Single Offender | 64 | M | W | U | 69 | M | W | N | Friend | Argument | Knife/Cutting Instrument |
| Maine State Police Sidney 12/20/2024 | Single Victim / Single Offender | 14 | M | B | U | 39 | F | W | N | Child | Domestic Violence | Asphyxiation & Knife/Cutting Instrument |
| Maine State Police Leeds / Windham 05/15/2023 | Single Victim / Single Offender | 35 | M | W | N | 30 | M | W | N | Friend | Unknown Circumstances | Firearm |

**NIBRS Summary - Homicide Report 09B Negligent Homicide
Maine 2024 Agencies 12 Incidents of Homicide and 12 Victims**

| Agency Name Location Incident Date | Situation | VICTIM | | | | OFFENDER | | | | Relationship of Victim to Offender | Circumstances | Weapon Used |
|--|------------------------------------|--------|--------|------|-----------|----------|--------|------|-----------|---------------------------------------|------------------------------------|---------------------------|
| | | Age | Gender | Race | Ethnicity | Age | Gender | Race | Ethnicity | | | |
| York SO Lebanon 1/20/2024 | Single Victim / Single Offender | 32 | M | W | N | 34 | M | W | U | Stranger | Other negligent Weapon Handling | Other |
| Maine State Police Lubec 3/25/2024 | Single Victim / Single Offender | 80 | F | W | N | 65 | M | W | N | Parent | Other Negligent Killings | Personal Weapon |
| Maine State Police Steuben 4/11/2024 | Single Victim / Single Offender | 51 | M | W | N | 36 | M | W | N | Unknown | Other Negligent Killings | Motor Vehicle / Vessel |
| Maine State Police Turner 5/7/2024 | Single Victim / Single Offender | 71 | M | W | U | 53 | M | W | N | Friend | Other Negligent Killings | Personal Weapon |
| Maine State Police Owls Head 5/29/2024 | Single Victim / Single Offender | 1 | M | B | N | 23 | M | B | N | Child of Boyfriend/Girlfriend | Other Negligent Killings | Personal Weapon |
| Oxford SO Newry 6/15/2024 | Single Victim / Single Offender | 61 | M | W | N | 43 | M | W | N | Unknown | Other Negligent Killings | Motor Vehicle / Vessel |
| Penobscot SO Stetson 7/5/2024 | Single Victim / Single Offender | 18 | M | W | U | 39 | F | W | U | Friend | Other Negligent Killings | Other |
| Cumberland SO Gray 7/7/2024 | Single Victim / Single Offender | 50 | M | W | N | 43 | M | W | N | Stranger | Other Negligent Killings | Motor Vehicle / Vessel |
| Maine State Police Cushing 4/12/2024 | Single Victim / Single Offender | 46 | M | W | N | 39 | M | W | N | Acquaintance | Other negligent Weapon Handling | Firearm |
| Auburn PD 10/7/2024 | Single Victim / Single Offender | 78 | M | W | N | 36 | M | W | N | Stranger | Other Circumstances | Motor Vehicle / Vessel |
| Lincoln PD 11/20/2024 | Single Victim / Single Offender | 51 | M | W | N | 53 | M | W | N | Acquaintance | Other Negligent Killings | Firearm |
| Brunswick PD 12/11/2024 | Single Victim / Single Offender | 75 | M | W | N | 45 | M | W | N | Stranger | Other Negligent Killings | Motor Vehicle / Vessel |

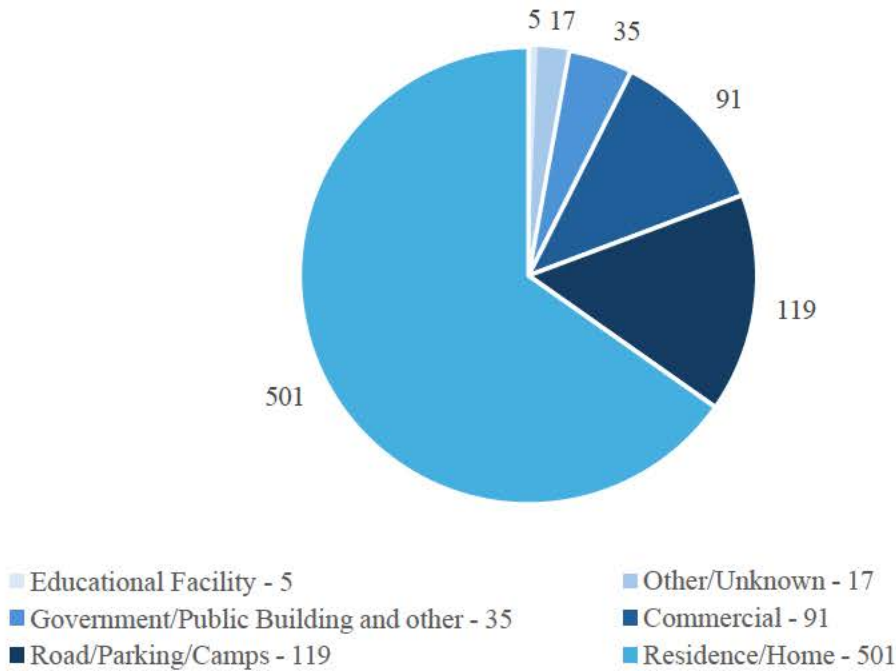
**NIBRS Summary - Homicide Report 09C Justifiable Homicide
Maine 2024 Agencies 10 Incidents of Homicide and 10 Victims**

| Agency Name Location Incident Date | Situation | VICTIM | | | | OFFENDER | | | | Relationship of Victim to Offender | Circumstances | Weapon Used |
|---|---------------------------------------|--------|--------|------|-----------|----------|--------|------|-----------|---------------------------------------|--------------------------------------|-------------|
| | | Age | Gender | Race | Ethnicity | Age | Gender | Race | Ethnicity | | | |
| Augusta PD 1/21/2024 | Single Victim / Multiple Offenders | 21 | M | B | N | 33 | M | W | U | Stranger | Criminal Killed by Police Officer | Firearm |
| | | | | | | 22 | M | W | U | | | |
| | | | | | | 22 | M | W | U | | | |
| | | | | | | 54 | M | W | U | | | |
| Fryeburg PD 1/30/2024 | Single Victim / Single Offender | 52 | M | W | U | 23 | M | W | U | Stranger | Criminal Killed by Police Officer | Handgun |
| Brewer PD 3/22/2024 | Single Victim / Single Offender | 39 | M | W | N | 52 | M | W | U | Otherwise Known | Criminal Killed by Police Officer | Handgun |
| Maine State Police Hiram 6/7/2024 | Single Victim / Single Offender | 40 | M | W | N | 34 | M | W | U | Otherwise Known | Criminal Killed by Police Officer | Handgun |
| Waldo SO Belfast 6/10/2024 | Single Victim / Single Offender | 65 | M | W | U | 39 | M | W | U | Unknown | Criminal Killed by Police Officer | Firearm |
| Maine State Police Auburn 6/15/2024 | Single Victim / Single Offender | 44 | M | W | N | 33 | M | W | N | Unknown | Criminal Killed by Police Officer | Rifle |
| Maine State Police Old Orchard Beach 7/9/2024 | Single Victim / Single Offender | 38 | M | W | N | 35 | M | W | N | Unknown | Criminal Killed by Police Officer | Firearm |
| Maine State Police Poland 8/2/2024 | Single Victim / Single Offender | 52 | M | W | N | 49 | M | W | N | Otherwise Known | Criminal Killed by Citizen | Handgun |
| Maine State Police Kittery 8/29/2024 | Single Victim / Single Offender | 37 | M | W | N | 33 | M | W | N | Stranger | Criminal Killed by Police Officer | Firearm |
| Franklin SO Phillips 10/29/2024 | Single Victim / Single Offender | 61 | M | W | N | 34 | M | W | U | Stranger | Criminal Killed by Police Officer | Handgun |

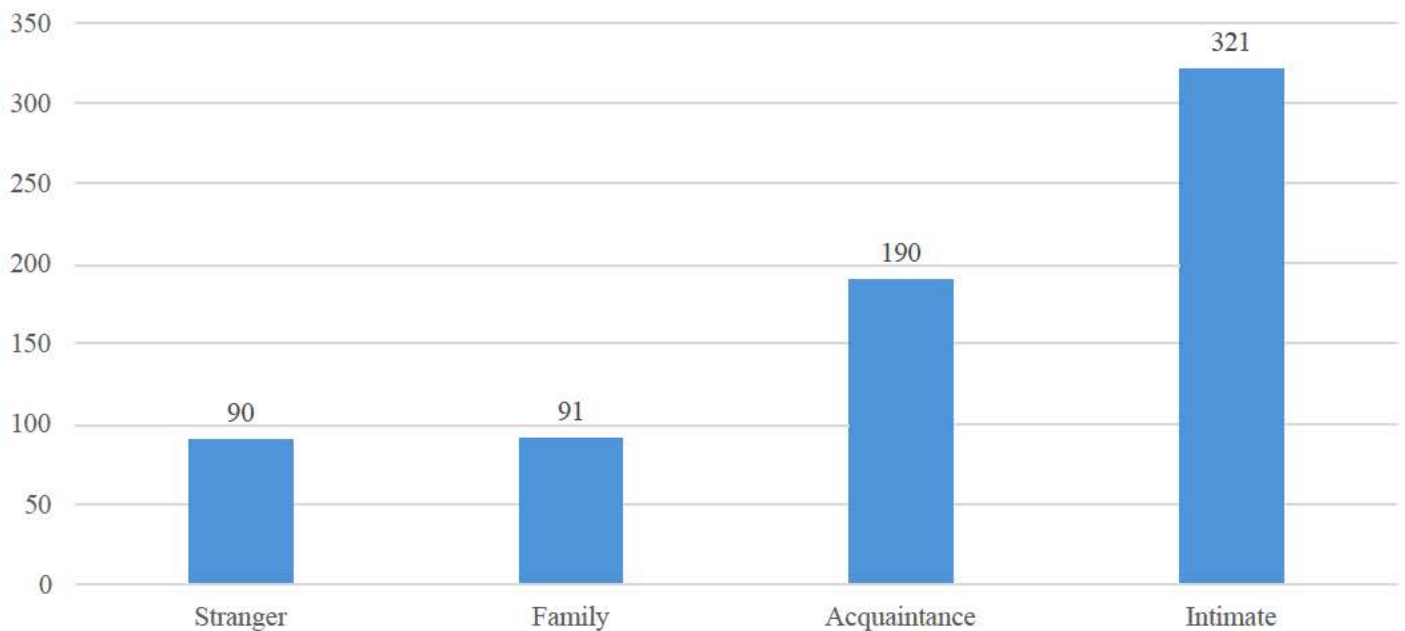
Aggravated Assault

During 2024 there was a total of 11,577 Assault offenses reported which include Aggravated Assault, Simple Assaults, and Intimidation. Reporting a clearance rate for all Assaults 50.40 %. 3,803 of these incidents were reported as being Domestic violence related. 74.41% of Domestic Assaults were cleared.

Aggravated Assault - Location

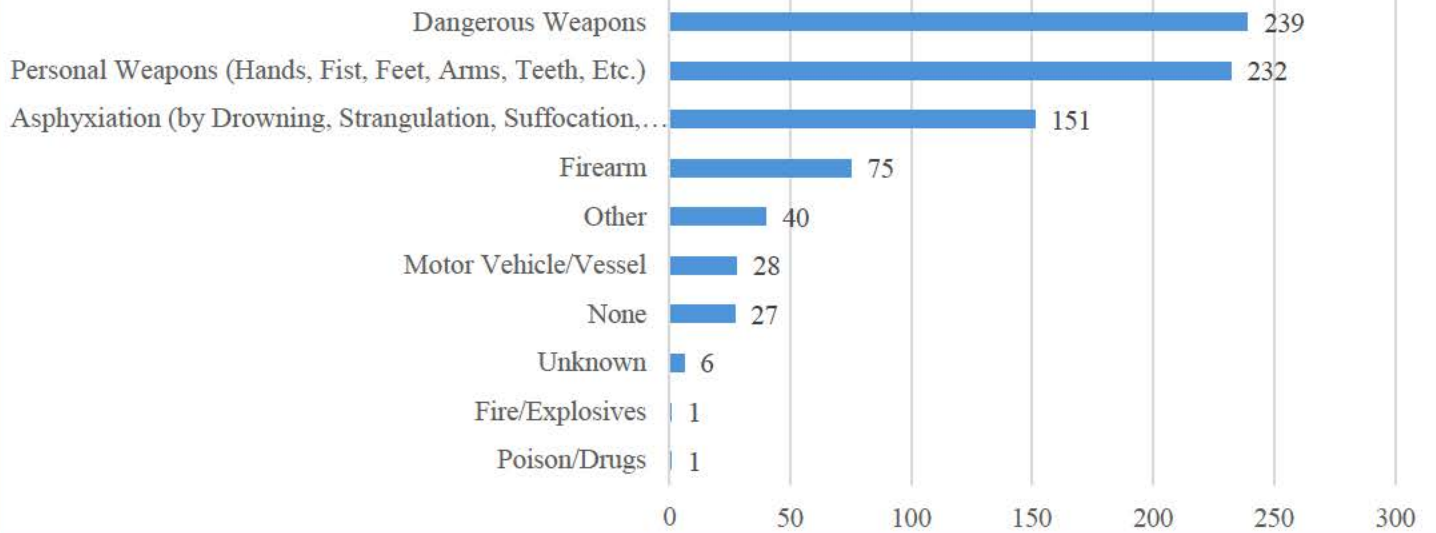


Aggravated Assault - Relationship

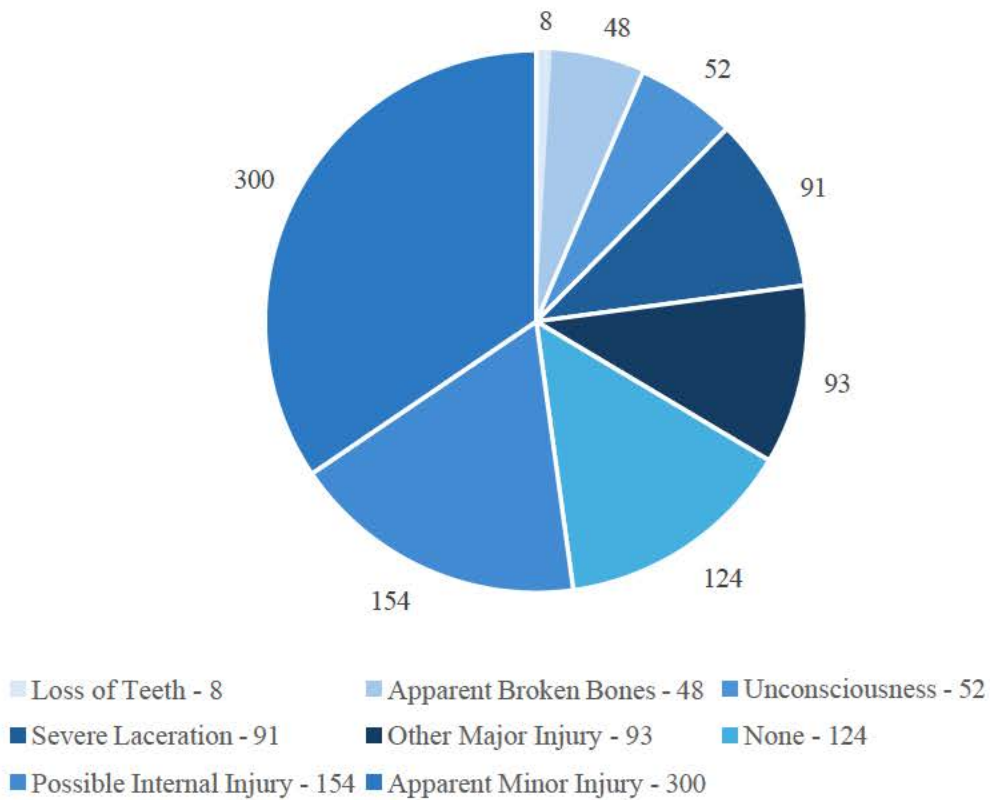


Aggravated Assault

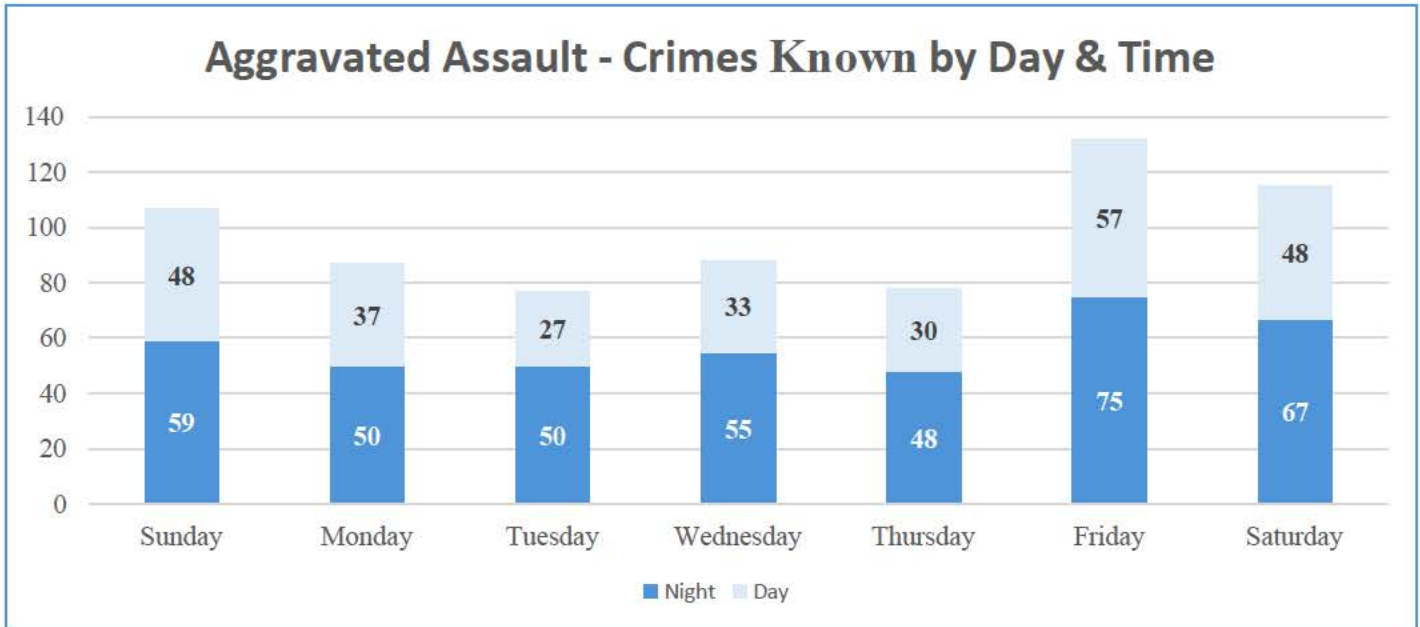
Aggravated Assault - Weapon Used



Aggravated Assault - Injury Type



Aggravated Assault



Aggravated Assault - Victim & Offender - Gender - Age - Race

| Victim Gender | Victim Age | White | Black or African American | American Indian or Alaska Native | Asian | Native Hawaiian or Other Pacific Islander | Unknown |
|-----------------|--------------|-------|---------------------------|----------------------------------|-------|---|---------|
| Female | Under 10 | 5 | 1 | -- | -- | -- | -- |
| | 10 - 17 | 13 | 3 | -- | -- | -- | -- |
| | 18 - 24 | 46 | 11 | -- | -- | -- | 1 |
| | 25 - 34 | 109 | 11 | -- | 1 | -- | 6 |
| | 35 - 44 | 101 | 7 | 1 | 1 | -- | 2 |
| | 45 - 54 | 53 | 1 | -- | 2 | -- | 1 |
| | 55 - 64 | 28 | 1 | -- | -- | -- | 1 |
| | 65 and over | 13 | -- | -- | -- | -- | -- |
| Male | Under 10 | 7 | -- | -- | -- | -- | -- |
| | 10 - 17 | 27 | 8 | -- | -- | -- | 1 |
| | 18 - 24 | 35 | 8 | -- | -- | -- | 1 |
| | 25 - 34 | 49 | 10 | -- | -- | -- | 1 |
| | 35 - 44 | 72 | 12 | 1 | -- | -- | 2 |
| | 45 - 54 | 39 | 8 | -- | 2 | -- | -- |
| | 55 - 64 | 36 | 5 | -- | -- | -- | 1 |
| | 65 and over | 20 | 2 | -- | -- | -- | -- |
| Offender Gender | Offender Age | White | Black or African American | American Indian or Alaska Native | Asian | Native Hawaiian or Other Pacific Islander | Unknown |
| Female | Under 10 | -- | -- | -- | -- | -- | -- |
| | 10 - 17 | 10 | 1 | -- | -- | -- | -- |
| | 18 - 24 | 9 | 1 | 1 | 1 | -- | -- |
| | 25 - 34 | 20 | 6 | -- | -- | -- | 1 |
| | 35 - 44 | 32 | 3 | 1 | -- | -- | -- |
| | 45 - 54 | 19 | -- | -- | -- | -- | -- |
| | 55 - 64 | 10 | 2 | -- | -- | -- | 2 |
| | 65 and over | 1 | -- | -- | -- | -- | -- |
| Male | Under 10 | 2 | -- | -- | -- | -- | -- |
| | 10 - 17 | 31 | 6 | 1 | 1 | -- | -- |
| | 18 - 24 | 51 | 22 | 1 | -- | -- | 6 |
| | 25 - 34 | 156 | 25 | -- | 2 | -- | 5 |
| | 35 - 44 | 147 | 26 | 1 | 3 | -- | 11 |
| | 45 - 54 | 84 | 9 | -- | 1 | -- | -- |
| | 55 - 64 | 37 | 3 | -- | -- | -- | 6 |
| | 65 and over | 19 | -- | -- | -- | -- | -- |

Domestic Violence

Due to problems of abuse and domestic violence between family or household members, the 109th Maine Legislature enacted a law entitled “An Act Concerning Abuse between Household and Family Members.” The law, Chapter 578 of the Public Laws of 1979, mandates the reporting of domestic violence data by law enforcement agencies and the collection of such data (Title 19, § 770 [1]) by the Uniform Crime Reporting Unit, State Bureau of Identification, Department of Public Safety.

Domestic Violence is a crime against person in NIBRS, therefore incidents are reported based on the number of victims involved in the incident. The categories that are selected to report a DV incident for this report are Simple Assault and Aggravated Assault. The Domestic Violence report is a Maine report that is published according to Maine Statutes. Definitions being “Family or household members”, present or former spouses or domestic partners, Individuals presently or formerly living together as spouses, Parents of the same child, adult household members related by consanguinity or affinity, Minor children of a parent or guardian when the defendant is an adult household member of that parent or guardian, Individual presently or formerly living together and Individuals who are or were sexual partners. The relationship between the victim and the suspect reflects whether the incident is reported as a domestic violence incident.

2021 was a transition year for all law enforcement agencies in Maine to begin reporting crime statistics in the new NIBRS format. With this new reporting change, and additional victim/offender relationship being submitted in an automated format, there has been an increase in the number of reported domestic violence incidents for 2021. This is most likely due to more accurate and expanded relationship data available under the new reporting system, and the now automated process for NIBRS data to be checked for errors and missing information.

During 2024:

- A grand total of 11,367 assaults were reported for 2024. 3,803 victims of reported Aggravated and Simple assaults were domestic related based on the victim/offender relationship that has been reported.
- Domestic Assaults decrease of -3.94% with an decrease of 156 victims from 2023.
- Law Enforcement agencies cleared 2,830 domestic assaults, resulting in a clearance rate of 74.41%
- Of the 3,803 Domestic Violence assaults, 3,043 involved personal weapons being used which consists of Hands, Fists, Feet, Arms, Teeth, Etc.

Domestic Violence by County

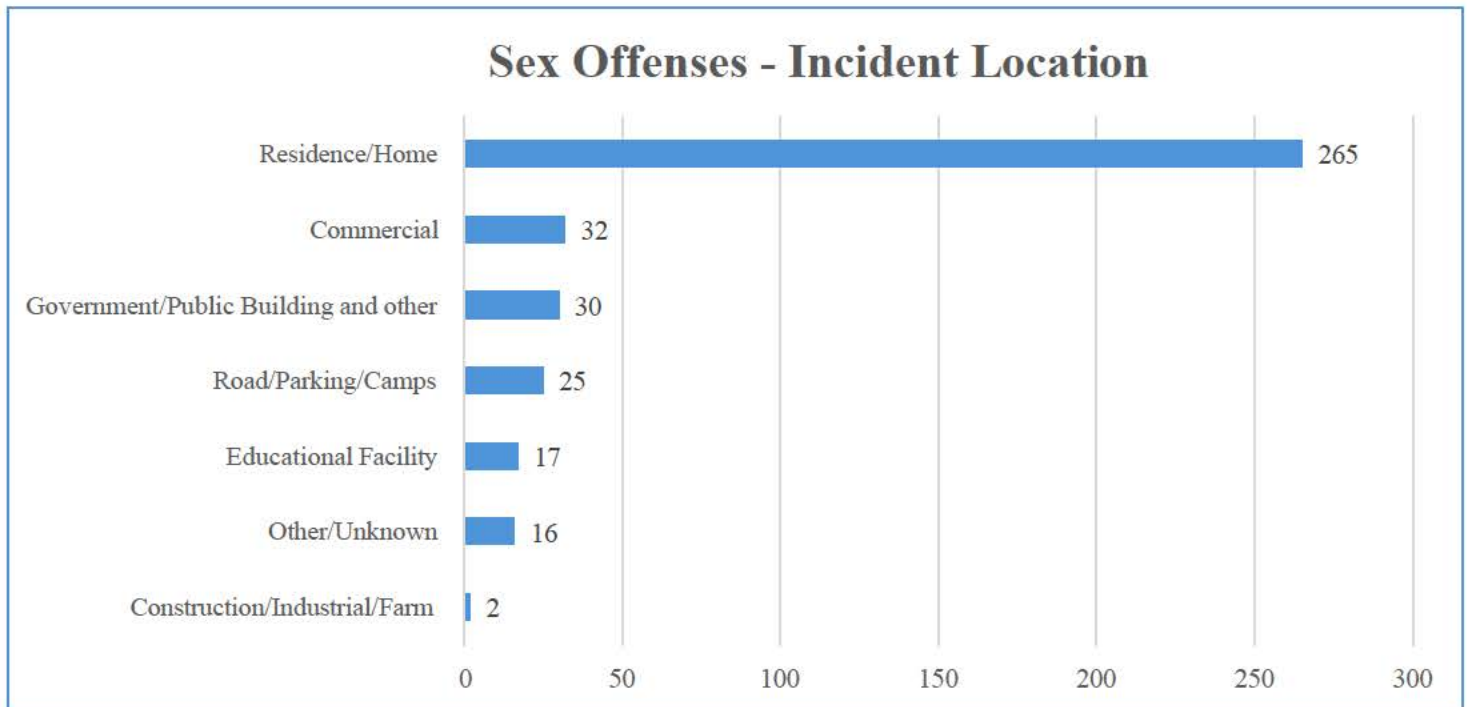
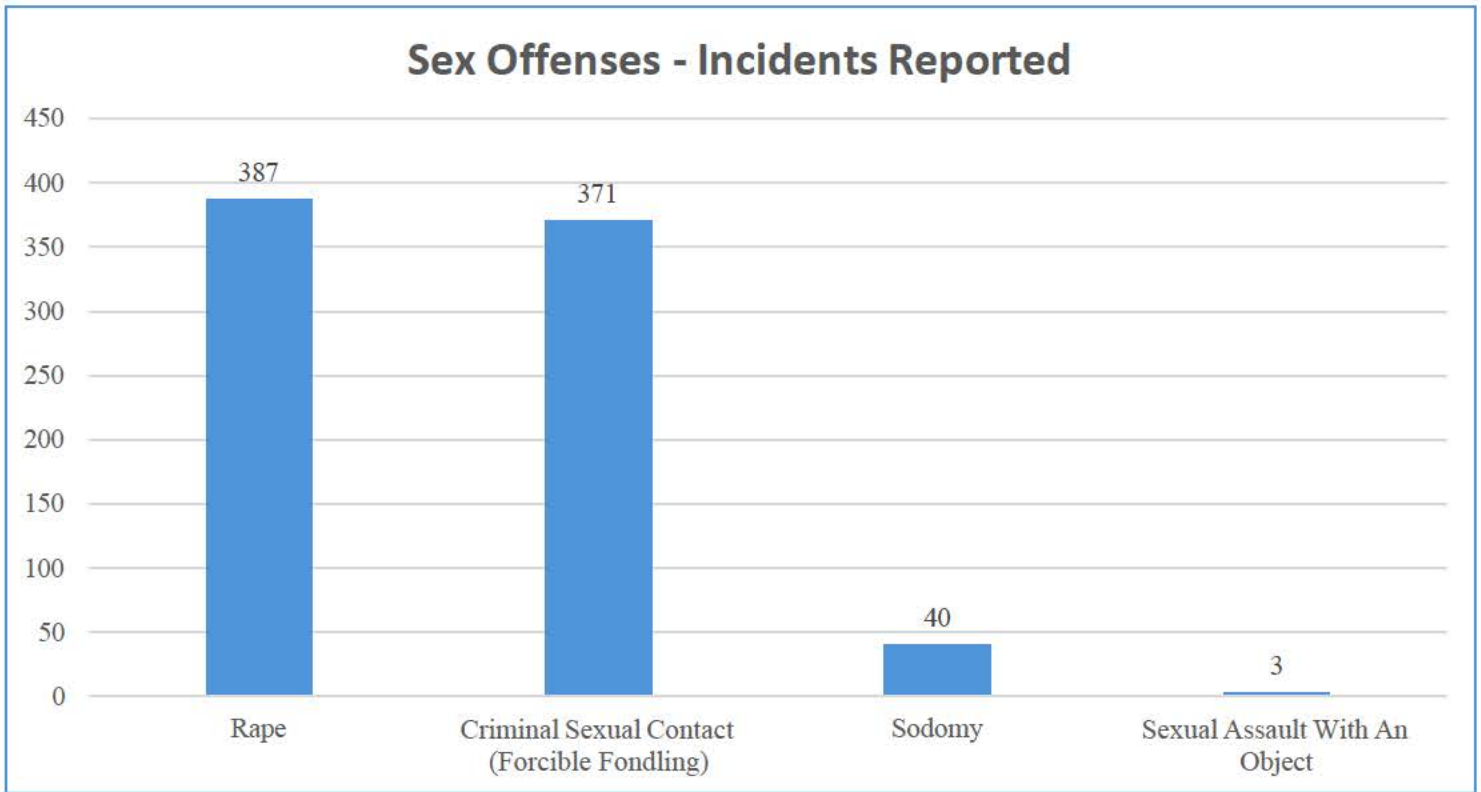
| Offense Type | Victim to Offender Relationship | Androscoggin | Aroostook | Cumberland | Franklin | Hancock | Kennebec | Knox | Lincoln | Oxford | Penobscot | Piscataquis | Sagadahoc | Somerset | Waldo | Washington | York | Statewide Organizations | |
|--------------------|---|--------------|-----------|------------|----------|---------|----------|------|---------|--------|-----------|-------------|-----------|----------|-------|------------|------|-------------------------|----|
| Aggravated Assault | Spouse | 8 | 2 | 15 | -- | 1 | 2 | -- | 1 | 3 | 3 | -- | 3 | 3 | 1 | -- | 9 | 8 | |
| | Ex-Spouse | 2 | 1 | 2 | 1 | -- | 1 | -- | -- | -- | -- | -- | -- | 1 | -- | -- | 2 | -- | |
| | Common-Law Spouse | -- | -- | 1 | -- | 2 | -- | -- | -- | -- | -- | -- | -- | -- | -- | 1 | -- | -- | |
| | Boyfriend/Girlfriend | 34 | 9 | 45 | 7 | 15 | 12 | 1 | 8 | 3 | 17 | 1 | 3 | 9 | -- | 3 | 30 | 15 | |
| | Ex-Relationship (Ex-boyfriend/girlfriend) | 4 | -- | 10 | 1 | 1 | 5 | -- | -- | 1 | 4 | -- | -- | 2 | -- | -- | 6 | 2 | |
| | Child | 7 | 4 | 1 | -- | 1 | 1 | 1 | 2 | -- | -- | -- | -- | 2 | -- | 1 | 3 | 4 | |
| | Stepchild | 2 | -- | 2 | -- | -- | -- | 1 | -- | -- | 1 | -- | -- | -- | -- | -- | -- | -- | |
| | Grandchild | -- | -- | 1 | -- | -- | -- | -- | -- | -- | -- | -- | -- | -- | -- | -- | 1 | -- | |
| | Sibling (Brother or Sister) | 2 | -- | 3 | -- | -- | -- | -- | -- | 1 | -- | 1 | -- | -- | -- | 1 | 2 | -- | |
| | Stepsibling | 1 | -- | -- | -- | -- | 2 | -- | -- | -- | -- | -- | -- | -- | -- | -- | -- | -- | |
| | Parent | 1 | 1 | 6 | 1 | 1 | -- | -- | -- | 1 | 1 | 3 | -- | -- | 1 | 1 | 1 | 4 | 2 |
| | Stepparent | -- | -- | -- | 1 | -- | -- | -- | -- | -- | -- | -- | -- | -- | -- | -- | -- | 1 | -- |
| | Grandparent | -- | -- | 1 | -- | -- | 2 | -- | -- | -- | -- | -- | 1 | -- | 1 | -- | -- | 2 | 1 |
| | In-Law | 1 | -- | 1 | -- | -- | 1 | -- | -- | -- | -- | -- | -- | -- | -- | -- | -- | -- | -- |
| | Other Family Member | 2 | -- | -- | -- | -- | -- | -- | 1 | 2 | 1 | -- | -- | -- | 1 | -- | -- | 2 | -- |

Domestic Violence by County Cont.

| Offense Type | Victim to Offender Relationship | Androscoggin | Aroostook | Cumberland | Franklin | Hancock | Kennebec | Knox | Lincoln | Oxford | Penobscot | Piscataquis | Sagadahoc | Somerset | Waldo | Washington | York | Statewide Organizations |
|----------------|---|--------------|-----------|------------|----------|---------|----------|------|---------|--------|-----------|-------------|-----------|----------|-------|------------|------|-------------------------|
| Simple Assault | Spouse | 50 | 18 | 82 | 14 | 13 | 41 | 11 | 17 | 12 | 47 | 3 | 11 | 33 | 8 | 14 | 80 | 59 |
| | Ex-Spouse | 8 | 1 | 10 | 2 | 1 | 7 | 1 | -- | 2 | 2 | 2 | -- | 10 | 1 | 1 | 12 | 3 |
| | Common-Law Spouse | 1 | 2 | 7 | -- | 1 | -- | -- | -- | 1 | 1 | 1 | 1 | 1 | -- | 1 | 3 | 2 |
| | Boyfriend/Girlfriend | 136 | 68 | 216 | 35 | 34 | 115 | 38 | 23 | 20 | 165 | 9 | 14 | 71 | 13 | 54 | 191 | 105 |
| | Ex-Relationship (Ex-boyfriend/girlfriend) | 45 | 16 | 70 | 6 | 8 | 50 | 7 | 3 | 4 | 26 | -- | 4 | 33 | 4 | 4 | 55 | 13 |
| | Child | 27 | 8 | 33 | 11 | 4 | 31 | 17 | 10 | 8 | 27 | 2 | 2 | 12 | 2 | 6 | 59 | 15 |
| | Stepchild | 5 | -- | 3 | 1 | -- | 4 | 3 | -- | 1 | 3 | 1 | -- | 3 | -- | 2 | 6 | 11 |
| | Grandchild | 2 | -- | 1 | 1 | -- | 2 | -- | -- | 1 | 1 | -- | 1 | -- | -- | -- | 6 | -- |
| | Sibling (Brother or Sister) | 13 | 7 | 13 | 3 | 1 | 12 | 5 | 6 | 5 | 17 | 1 | 3 | 18 | 4 | 6 | 38 | 16 |
| | Stepsibling | 2 | -- | -- | -- | 1 | 1 | -- | -- | -- | 4 | -- | 1 | -- | -- | -- | 1 | 1 |
| | Parent | 18 | 9 | 60 | 15 | 10 | 40 | 15 | 9 | 13 | 43 | 5 | 4 | 16 | 3 | 13 | 68 | 33 |
| | Stepparent | 6 | -- | 2 | -- | 2 | 6 | -- | -- | -- | 3 | | 2 | 5 | -- | 2 | 8 | 5 |
| | Grandparent | 2 | -- | 6 | 1 | -- | 7 | 1 | -- | 2 | 7 | 1 | 1 | 4 | 1 | 3 | 9 | 5 |
| | In-Law | 2 | 1 | 7 | 1 | -- | -- | 1 | 1 | -- | 2 | | 1 | 2 | -- | 1 | 8 | 5 |
| | Other Family Member | 9 | 7 | 13 | 4 | 5 | 14 | 7 | 3 | 3 | 9 | 3 | 3 | 8 | 1 | 4 | 18 | 16 |

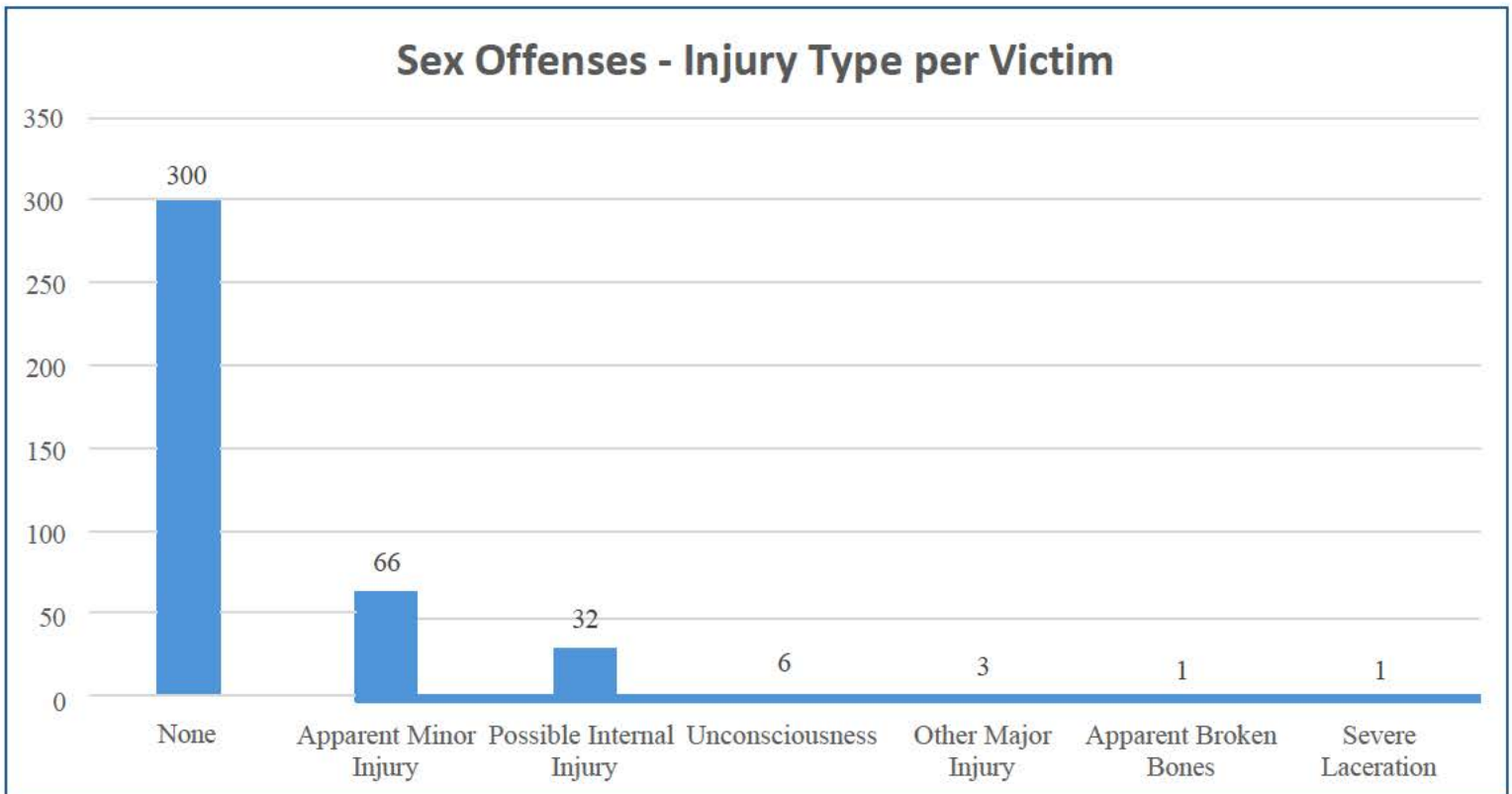
Sex Offenses

Forcible Sex Offenses include Rape, Sodomy, Sexual Assault with an Object, and Criminal Sexual Contact (Forcible Fondling).
In 2024, agencies reported a total of 801 incidents, resulting in 842 reported victims.
Sex Offenses report a 25.34% clearance rate.

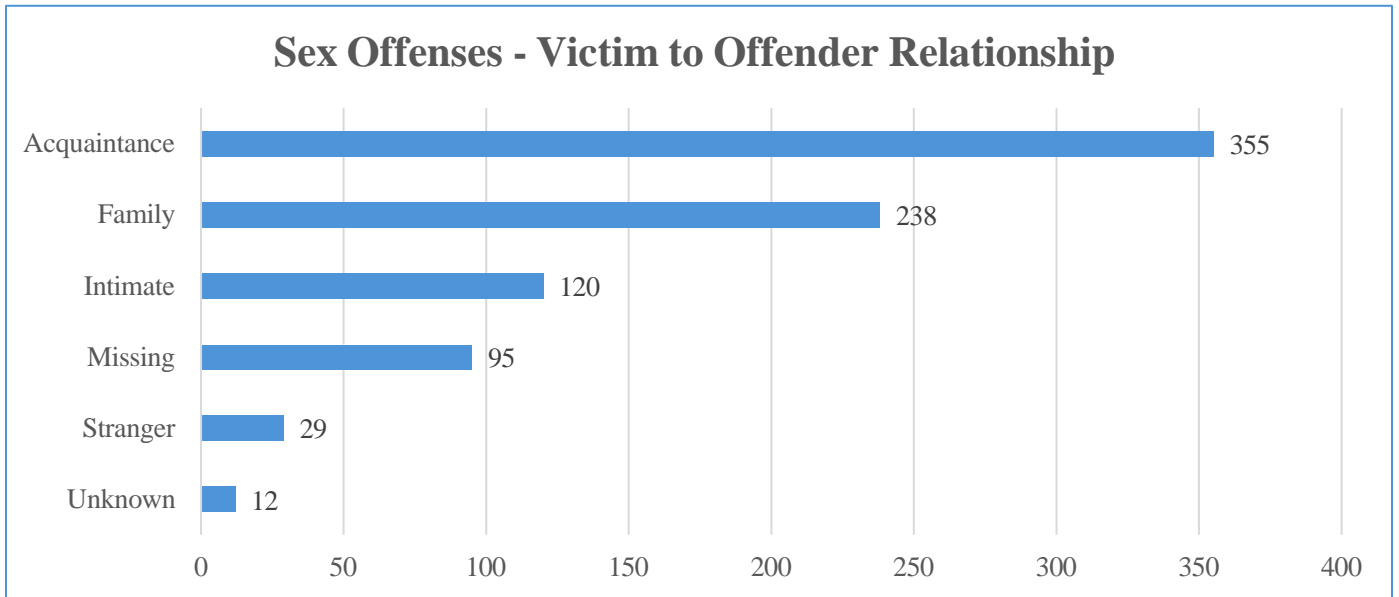


Sex Offenses

| Type of Weapon/Force Involved | Offense Type | | | |
|---|--------------|--------|-------------------------------|------------------------------------|
| | Rape | Sodomy | Sexual Assault with An Object | Criminal Sexual Contact (Fondling) |
| Personal Weapons (Hands, Fist, Feet, Arms, Teeth, Etc.) | 225 | 18 | -- | 231 |
| None / Unknown | 130 | 18 | 1 | 128 |
| Other | 21 | 2 | 1 | 11 |
| Poison/Drugs | 6 | 2 | -- | 1 |
| Asphyxiation (by Drowning, Strangulation, Suffocation, Gas) | 1 | -- | -- | -- |
| Dangerous Weapons | 6 | -- | -- | -- |
| Firearm | 6 | -- | 1 | -- |



Sex Offenses



Intimate

| | |
|---|----|
| Spouse | 12 |
| Ex-Spouse | 3 |
| Boyfriend/Girlfriend | 58 |
| Ex-Relationship (Ex-boyfriend/girlfriend) | 47 |

Family

| | |
|-----------------------------|----|
| Child | 74 |
| Stepchild | 36 |
| Grandchild | 13 |
| Sibling (Brother or Sister) | 31 |
| Stepsibling | 14 |
| Stepparent | 2 |
| In-Law | 3 |
| Parent | 1 |
| Other Family Member | 69 |

Acquaintance

| | |
|-------------------------------|-----|
| Acquaintance | 187 |
| Child of Boyfriend/Girlfriend | 9 |
| Babysittee (the Baby) | 7 |
| Friend | 78 |
| Employer | 2 |
| Employee | 2 |
| Neighbor | 8 |
| Otherwise Known | 64 |

| | |
|---------------------------------------|-----|
| Stranger | |
| Victim was Offender/ Unknown/ Missing | 112 |

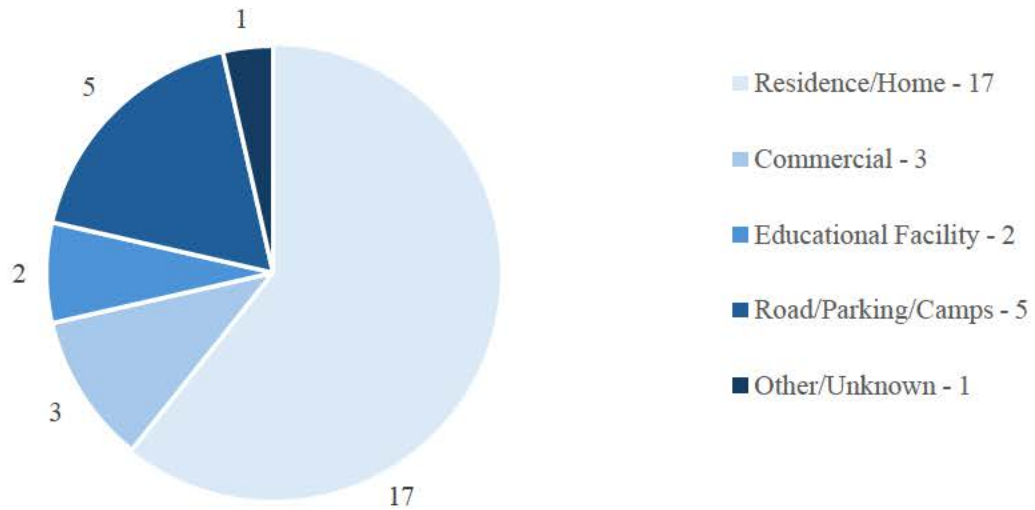
Sex Offenses - Victim & Offender - Gender - Age - Race

| Victim Gender | Victim Age | White | Black or African American | American Indian or Alaska Native | Asian | Native Hawaiian or Other Pacific Islander | Unknown |
|------------------------|-------------------|--------------|----------------------------------|---|--------------|--|----------------|
| Female | Under 10 | 75 | 9 | -- | -- | -- | -- |
| | 10 - 17 | 280 | 11 | -- | 1 | -- | -- |
| | 18 - 24 | 100 | 8 | -- | -- | -- | -- |
| | 25 - 34 | 87 | 7 | 1 | -- | -- | -- |
| | 35 - 44 | 74 | 5 | 2 | -- | -- | -- |
| | 45 - 54 | 14 | 1 | -- | -- | -- | -- |
| | 55 - 64 | 13 | -- | 1 | -- | -- | -- |
| | 65 and over | 12 | -- | -- | -- | -- | -- |
| Male | Under 10 | 37 | 2 | -- | -- | -- | 2 |
| | 10 - 17 | 41 | 1 | -- | -- | -- | 1 |
| | 18 - 24 | 9 | 1 | -- | -- | -- | 1 |
| | 25 - 34 | 10 | -- | -- | -- | -- | -- |
| | 35 - 44 | 7 | -- | -- | -- | -- | -- |
| | 45 - 54 | 2 | 1 | -- | -- | -- | -- |
| | 55 - 64 | 2 | -- | -- | -- | -- | -- |
| | 65 and over | 0 | -- | -- | -- | -- | -- |
| Offender Gender | Victim Age | White | Black or African American | American Indian or Alaska Native | Asian | Native Hawaiian or Other Pacific Islander | Unknown |
| Female | Under 10 | -- | -- | -- | -- | -- | -- |
| | 10 - 17 | 12 | -- | -- | 1 | -- | -- |
| | 18 - 24 | 4 | 1 | -- | -- | -- | -- |
| | 25 - 34 | 5 | -- | -- | -- | -- | 1 |
| | 35 - 44 | 8 | 1 | -- | -- | -- | -- |
| | 45 - 54 | 1 | 1 | -- | -- | -- | -- |
| | 55 - 64 | 1 | -- | -- | -- | -- | -- |
| | 65 and over | 2 | -- | -- | -- | -- | -- |
| Male | Under 10 | 10 | -- | -- | -- | -- | 1 |
| | 10 - 17 | 121 | 9 | -- | 2 | -- | 4 |
| | 18 - 24 | 96 | 12 | -- | 1 | -- | 6 |
| | 25 - 34 | 116 | 17 | 1 | 1 | -- | 5 |
| | 35 - 44 | 101 | 15 | -- | -- | -- | 6 |
| | 45 - 54 | 65 | 7 | -- | -- | -- | 4 |
| | 55 - 64 | 42 | 6 | -- | 1 | -- | 5 |
| | 65 and over | 32 | -- | 1 | -- | -- | 1 |

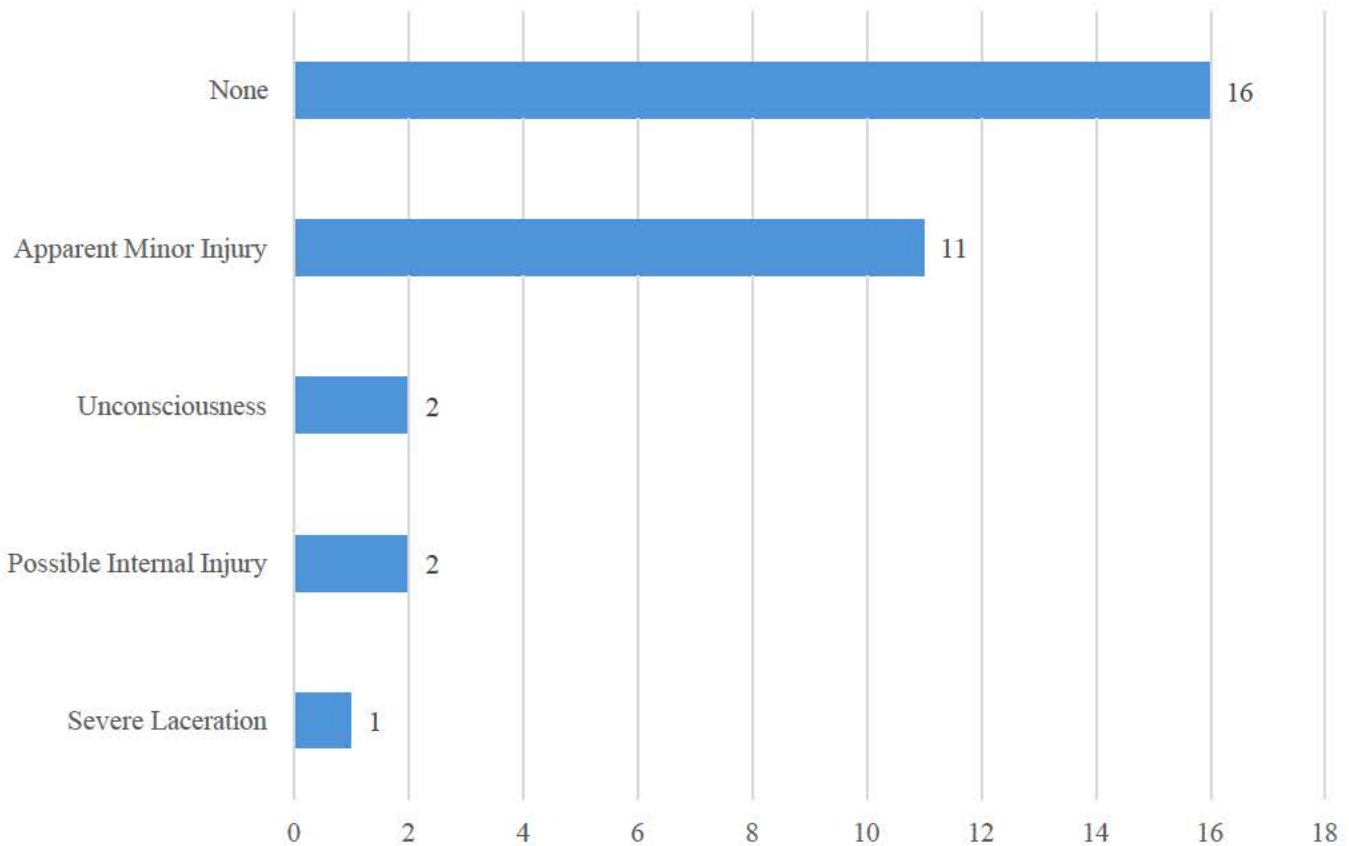
Kidnapping/Abduction

In 2024, 32 Kidnapping/Abduction incidents were reported, with a clearance rate of 50%

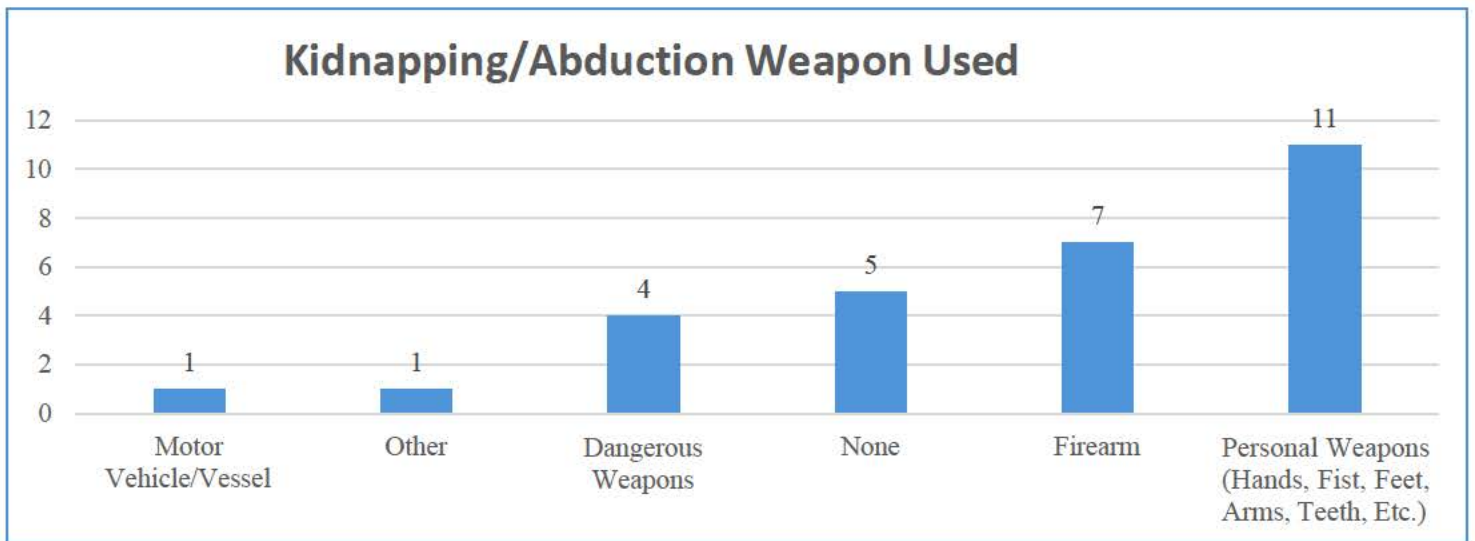
Kidnapping/Abduction - Location



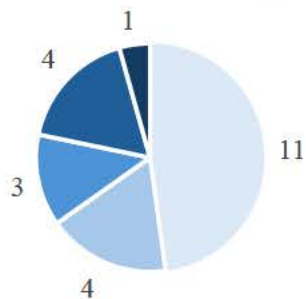
Kidnapping/Abduction - Injury Type



Kidnapping/Abduction

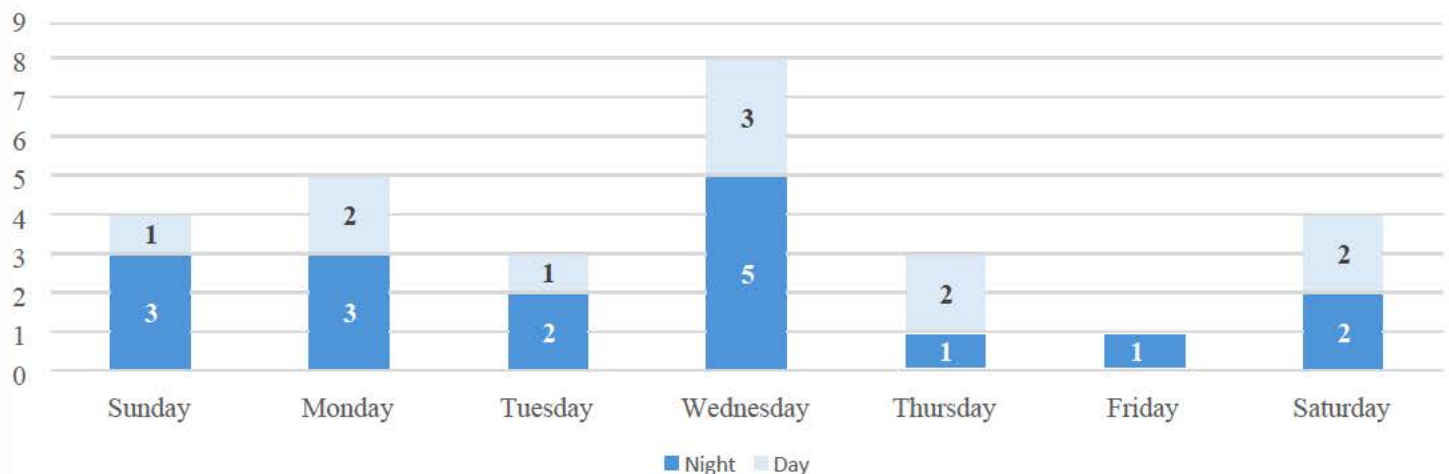


Kidnapping/Abduction / Victim to Offender Relationship



■ Intimate - 11
 ■ Family - 4
 ■ Stranger - 3
 ■ Unknown / Missing - 4

Kidnapping/Abduction - Crimes Known by Day and Time



Burglary/Breaking and Entering

The unlawful entry into a building or other structure with the intent to commit a felony or a theft.

Robbery

The taking or attempting to take anything of value under from the control, custody, or care of another person by force or threat of force and/or by putting the victim in fear of immediate harm

Larceny

The unlawful taking, carrying, leading, or riding away of property from the possession or constructive possession of another person

Motor Vehicle Theft

The theft of a motor vehicle

Fraud

The intentional perversion of the truth for the purpose of inducing another person or other entity in reliance upon it to part with something of value or to surrender a legal right

CRIMES AGAINST PROPERTY

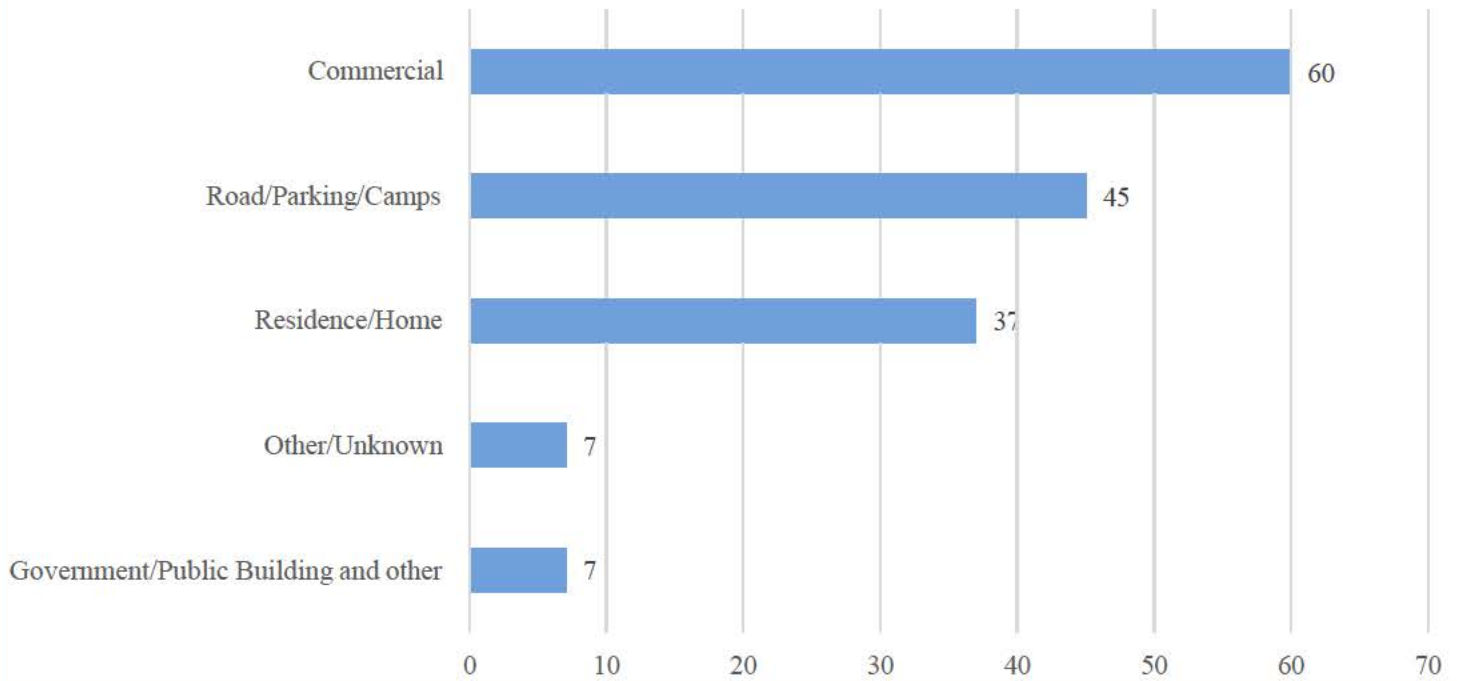
**Crimes Against Property –
Crime Rates for 2024 is 17.10 per 1,000 population
Crime Rate for 2023 is 17.21 per 1,000 population
(note 2022 rates have changed due to calculations)**

| Offense Type | 2023 | | 2024 | |
|--|------------------|----------------------------|------------------|----------------------------|
| | Number of Crimes | Offense Rate (per 100,000) | Number of Crimes | Offense Rate (per 100,000) |
| Crimes Against Property | 25,194 | 17.21 | 25,258 | 17.10 |
| Arson | 161 | 0.11 | 165 | 0.11 |
| Bribery | 7 | 0.00 | 18 | 0.01 |
| Burglary/Breaking & Entering | 1,563 | 1.07 | 1,394 | 0.94 |
| Counterfeiting/Forgery | 516 | 0.35 | 410 | 0.28 |
| Destruction/Damage/Vandalism of Property | 5,230 | 3.58 | 5,045 | 3.42 |
| Embezzlement | 34 | 0.02 | 26 | 0.02 |
| Extortion/Blackmail | 59 | 0.04 | 49 | 0.03 |
| False Pretenses/Swindle/Confidence Game | 1,721 | 1.18 | 1,725 | 1.17 |
| Credit Card/Automated Teller Machine Fraud | 507 | 0.35 | 478 | 0.32 |
| Impersonation | 325 | 0.22 | 521 | 0.35 |
| Welfare Fraud | 14 | 0.01 | 6 | 0.00 |
| Wire Fraud | 92 | 0.06 | 95 | 0.06 |
| Identity Theft | 88 | 0.06 | 100 | 0.07 |
| Hacking/Computer Invasion | 6 | 0.00 | 2 | 0.00 |
| Robbery | 165 | 0.11 | 156 | 0.11 |
| Pocket-picking | 24 | 0.02 | 26 | 0.02 |
| Purse-snatching | 31 | 0.02 | 41 | 0.03 |
| Shoplifting | 3,117 | 2.13 | 2,965 | 2.01 |
| Theft From Building | 834 | 0.57 | 790 | 0.54 |
| Theft From Coin Operated Machine or Device | 6 | 0.00 | 7 | 0.00 |
| Theft From Motor Vehicle | 1,394 | 0.95 | 1,846 | 1.25 |
| Theft of Motor Vehicle Parts/Accessories | 217 | 0.15 | 158 | 0.11 |
| All Other Larceny | 7,802 | 5.33 | 7,931 | 5.37 |
| Motor Vehicle Theft | 1,153 | 0.79 | 1,179 | 0.80 |
| Stolen Property Offenses | 128 | 0.09 | 125 | 0.08 |

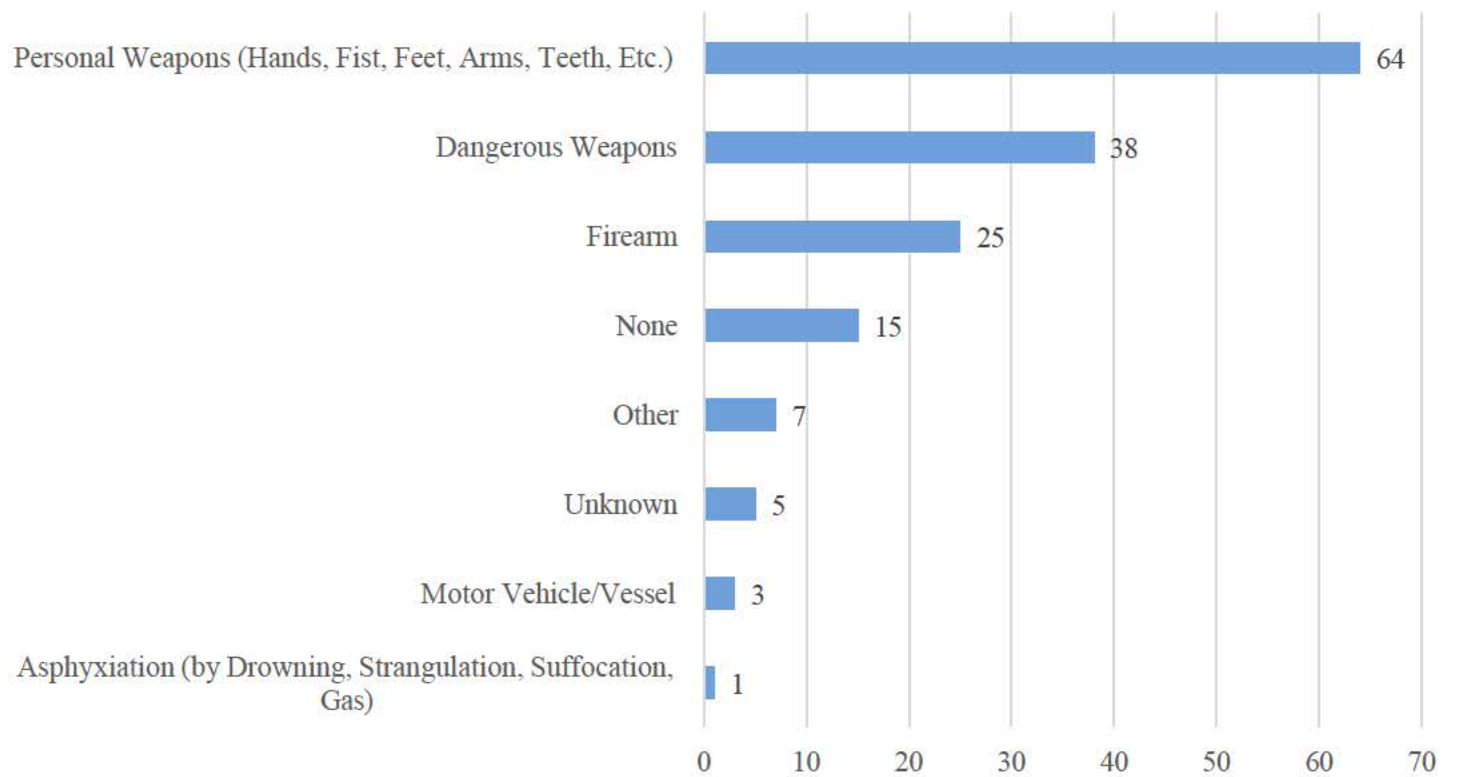
Robbery

Agencies reported 156 Incidents of Robbery for 2024. With a clearance rate of 45.51% offenses cleared.

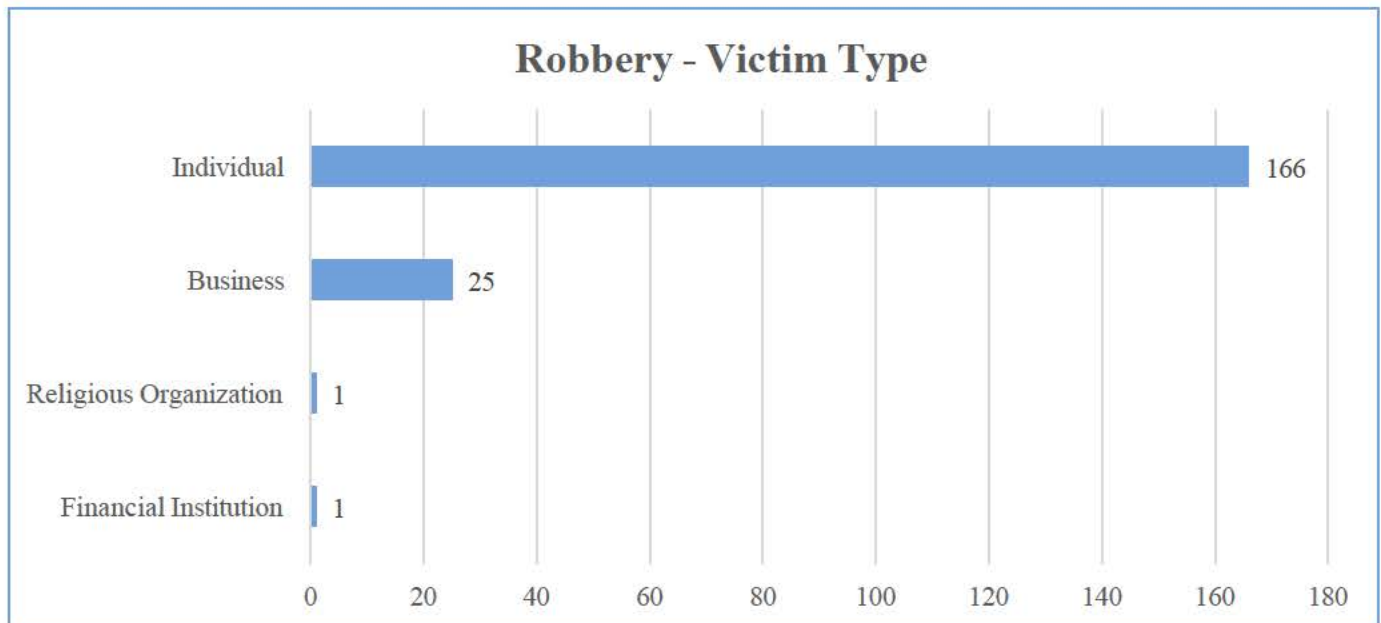
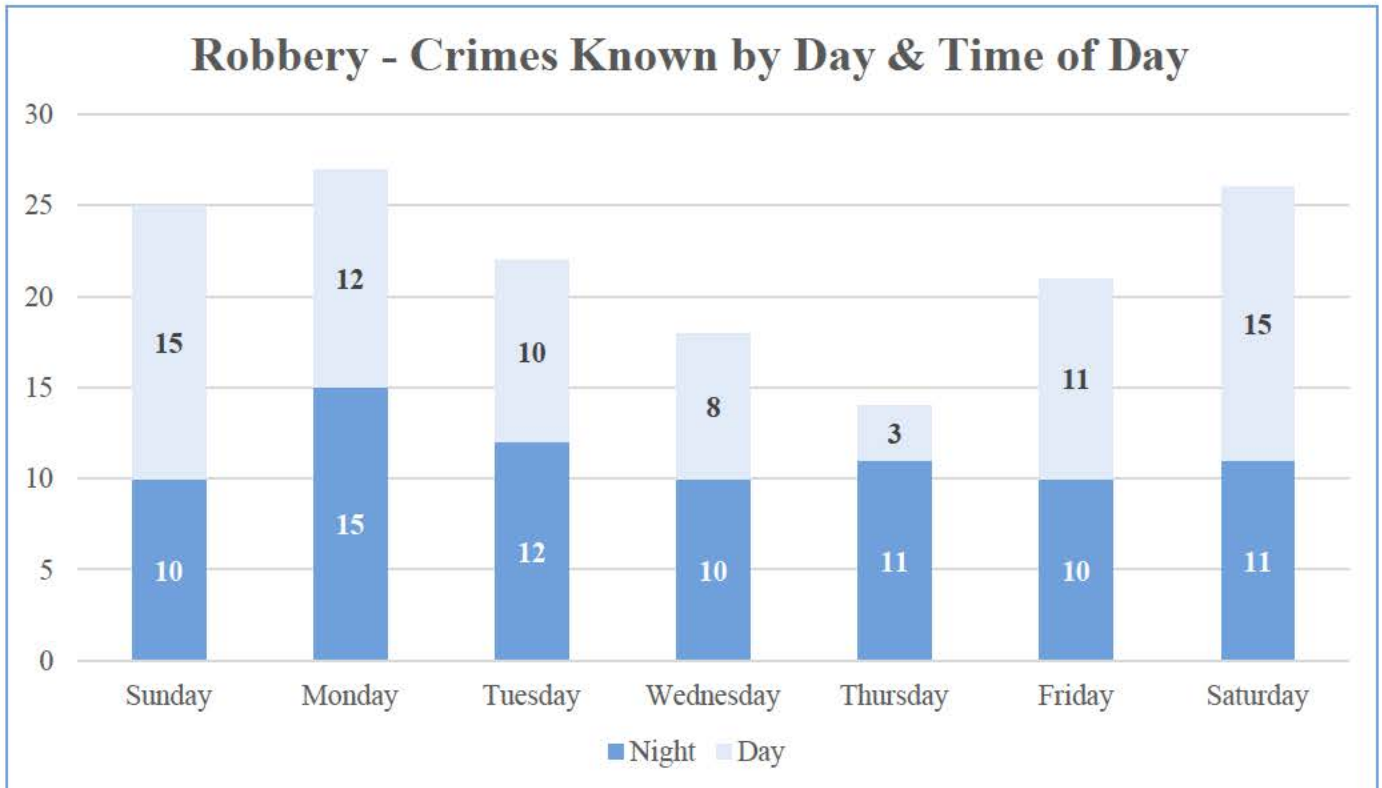
Robbery - Location



Robbery - Weapon Used



Robbery



Robbery Victim& Offender Gender, Age & Race

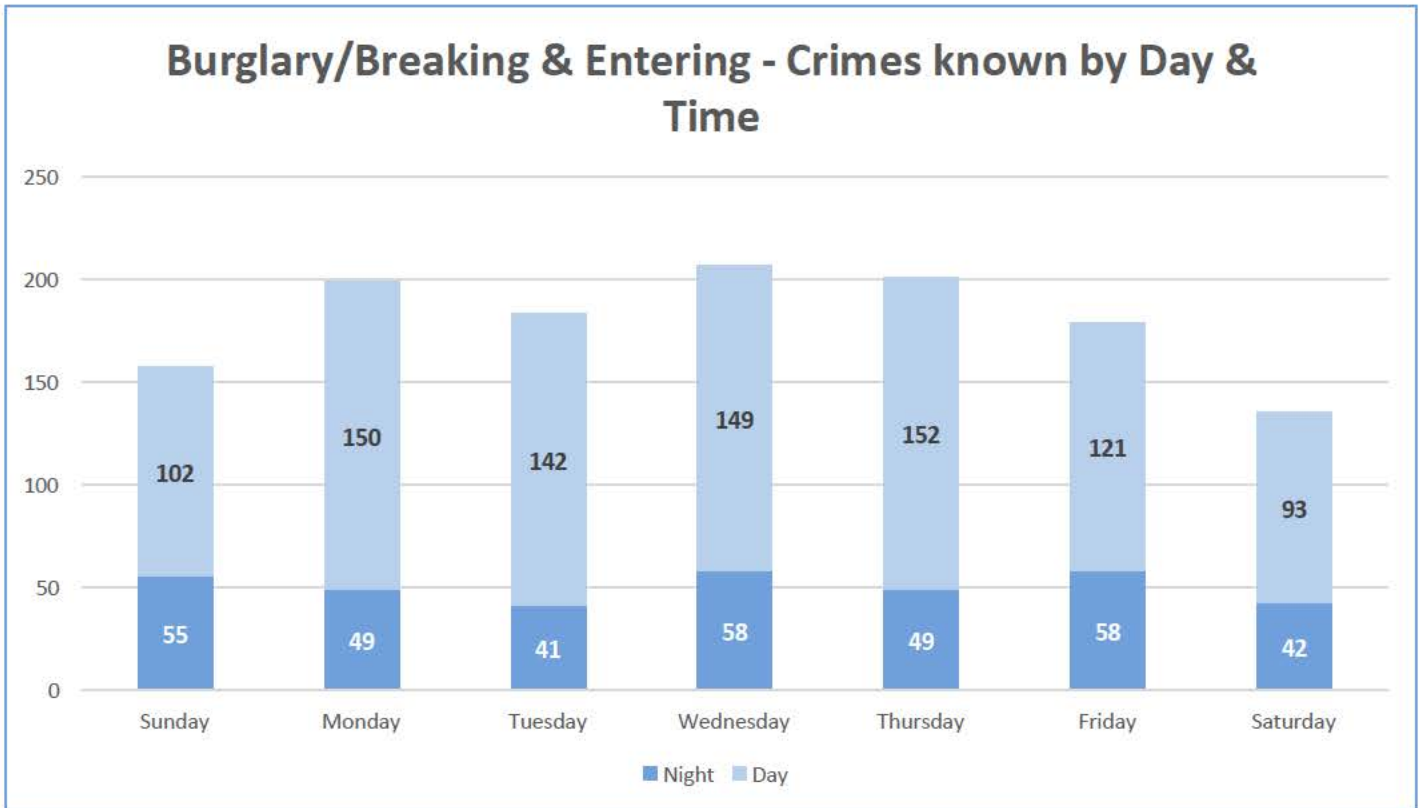
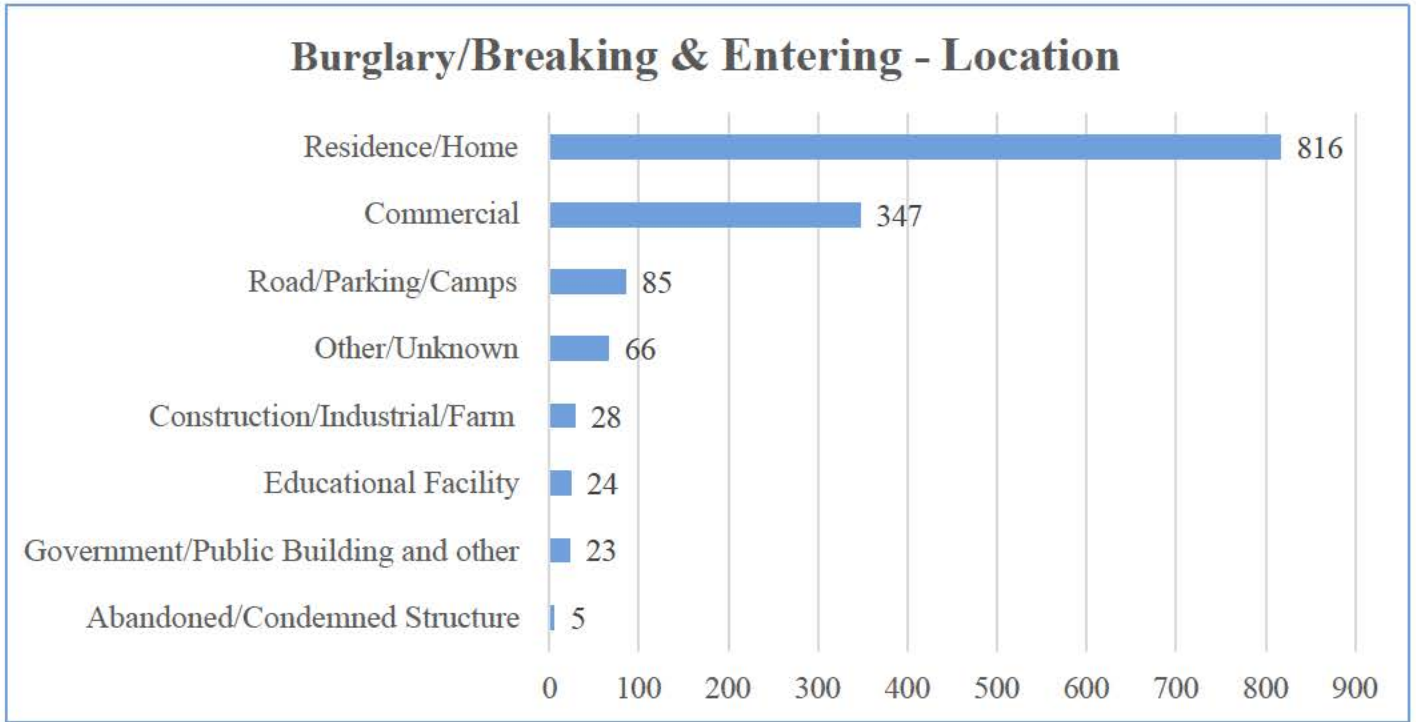
| Victim Gender | Victim Age | White | Black or African American | American Indian or Alaska Native | Asian | Native Hawaiian or Other Pacific | Unknown |
|-----------------|--------------|-------|---------------------------|----------------------------------|-------|---|---------|
| Female | Under 10 | -- | -- | -- | -- | -- | -- |
| | 10 - 17 | 1 | 1 | -- | -- | -- | -- |
| | 18 - 24 | 12 | -- | -- | -- | -- | -- |
| | 25 - 34 | 9 | -- | -- | -- | -- | -- |
| | 35 - 44 | 15 | 2 | -- | -- | -- | -- |
| | 45 - 54 | 7 | -- | -- | -- | -- | -- |
| | 55 - 64 | 7 | -- | -- | -- | -- | -- |
| | 65 and over | 6 | -- | -- | -- | -- | -- |
| Male | Under 10 | -- | -- | -- | -- | -- | -- |
| | 10 - 17 | 6 | -- | -- | -- | -- | -- |
| | 18 - 24 | 10 | 2 | -- | -- | -- | 1 |
| | 25 - 34 | 24 | 4 | -- | -- | -- | -- |
| | 35 - 44 | 24 | 5 | -- | 1 | -- | -- |
| | 45 - 54 | 13 | -- | 1 | -- | -- | -- |
| | 55 - 64 | 8 | 2 | -- | -- | -- | -- |
| | 65 and over | 5 | -- | -- | -- | -- | -- |
| Offender Gender | Offender Age | White | Black or African American | American Indian or Alaska Native | Asian | Native Hawaiian or Other Pacific Islander | Unknown |
| Female | Under 10 | -- | -- | -- | -- | -- | -- |
| | 10 - 17 | 2 | -- | -- | -- | -- | -- |
| | 18 - 24 | 3 | 1 | -- | -- | -- | -- |
| | 25 - 34 | 10 | 2 | -- | -- | -- | -- |
| | 35 - 44 | 4 | -- | 1 | -- | -- | -- |
| | 45 - 54 | 4 | -- | -- | -- | -- | -- |
| | 55 - 64 | | -- | -- | -- | -- | -- |
| | 65 and over | 1 | -- | -- | -- | -- | -- |
| Male | Under 10 | -- | -- | -- | -- | -- | -- |
| | 10 - 17 | 8 | 2 | -- | -- | -- | -- |
| | 18 - 24 | 11 | 9 | -- | -- | -- | -- |
| | 25 - 34 | 29 | 17 | -- | -- | -- | -- |
| | 35 - 44 | 29 | 8 | -- | -- | -- | -- |
| | 45 - 54 | 7 | 4 | -- | -- | -- | -- |
| | 55 - 64 | 1 | 1 | -- | -- | -- | -- |
| | 65 and over | 1 | -- | -- | -- | -- | -- |

Robbery by County 2024

| Location Type | Residence/ Home | Commercial | Government/ Public Building and other | Road/Parking/ Camps | Other/Unknown |
|-------------------------|--------------------|------------|---|------------------------|---------------|
| County | | | | | |
| Androscoggin | 9 | 20 | -- | 6 | 2 |
| Aroostook | -- | 1 | -- | -- | -- |
| Cumberland | 7 | 14 | 4 | 26 | 2 |
| Franklin | 2 | 1 | -- | -- | -- |
| Hancock | 1 | -- | -- | -- | -- |
| Kennebec | 2 | 4 | -- | 2 | 2 |
| Knox | 1 | -- | -- | 1 | -- |
| Lincoln | -- | -- | -- | -- | -- |
| Oxford | 3 | 2 | -- | -- | -- |
| Penobscot | 5 | 8 | 1 | 8 | -- |
| Piscataquis | -- | -- | -- | -- | -- |
| Sagadahoc | -- | -- | -- | -- | -- |
| Somerset | 2 | 2 | -- | -- | -- |
| Waldo | -- | -- | -- | -- | -- |
| Washington | 1 | 1 | -- | -- | -- |
| York | 3 | 6 | 1 | 2 | 1 |
| Statewide Organizations | 1 | 1 | 1 | -- | -- |

Burglary / Breaking & Entering

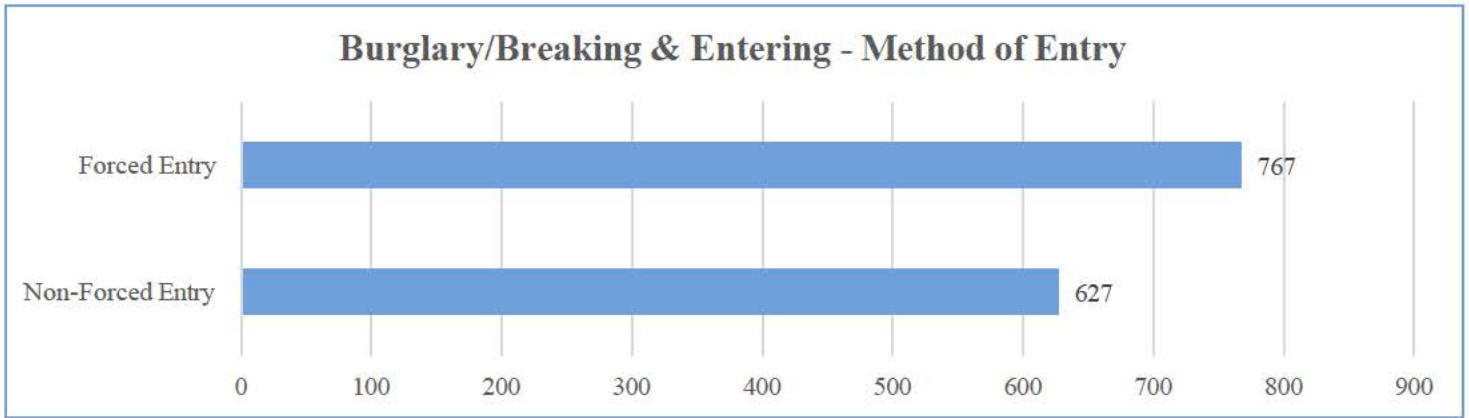
Agencies reported 1,394 Incidents of Burglary/Breaking & Entering for 2024. With a clearance rate of 27.91% offenses cleared.



Burglary/Breaking & Entering Victim & Offender Gender, Age & Race

| Victim Gender | Victim Age | White | Black or African American | American Indian or Alaska Native | Asian | Native Hawaiian or Other Pacific | Unknown |
|-----------------|--------------|-------|---------------------------|----------------------------------|-------|---|---------|
| Female | Under 10 | -- | -- | -- | -- | -- | -- |
| | 10 - 17 | 4 | 1 | -- | -- | -- | -- |
| | 18 - 24 | 23 | 3 | -- | 2 | -- | -- |
| | 25 - 34 | 79 | 4 | -- | 2 | -- | 1 |
| | 35 - 44 | 83 | 2 | 2 | 3 | -- | 1 |
| | 45 - 54 | 73 | -- | -- | 2 | -- | 1 |
| | 55 - 64 | 98 | -- | -- | 4 | -- | 2 |
| | 65 and over | 105 | 2 | -- | 3 | -- | 4 |
| Male | Under 10 | 2 | -- | -- | -- | -- | -- |
| | 10 - 17 | 4 | 1 | -- | -- | -- | -- |
| | 18 - 24 | 39 | 2 | -- | 2 | -- | -- |
| | 25 - 34 | 100 | 4 | -- | 2 | -- | 1 |
| | 35 - 44 | 118 | 4 | -- | 5 | -- | 3 |
| | 45 - 54 | 123 | 4 | 2 | 9 | -- | 2 |
| | 55 - 64 | 127 | 1 | 1 | 2 | -- | 4 |
| | 65 and over | 155 | 1 | -- | 4 | -- | 8 |
| Offender Gender | Offender Age | White | Black or African American | American Indian or Alaska Native | Asian | Native Hawaiian or Other Pacific Islander | Unknown |
| Female | Under 10 | -- | -- | -- | -- | -- | -- |
| | 10 - 17 | 9 | 2 | 1 | -- | -- | -- |
| | 18 - 24 | 20 | 2 | -- | -- | -- | -- |
| | 25 - 34 | 35 | 1 | -- | -- | -- | -- |
| | 35 - 44 | 40 | 1 | -- | -- | -- | -- |
| | 45 - 54 | 14 | -- | -- | -- | -- | -- |
| | 55 - 64 | 7 | -- | -- | -- | -- | -- |
| | 65 and over | -- | -- | -- | -- | -- | -- |
| Male | Under 10 | -- | -- | -- | -- | -- | -- |
| | 10 - 17 | 50 | 7 | -- | 2 | -- | -- |
| | 18 - 24 | 49 | 6 | -- | -- | -- | -- |
| | 25 - 34 | 118 | 11 | -- | 3 | -- | 6 |
| | 35 - 44 | 137 | 9 | -- | -- | 1 | 10 |
| | 45 - 54 | 82 | 3 | -- | 2 | -- | 3 |
| | 55 - 64 | 27 | -- | 1 | -- | -- | 2 |
| | 65 and over | 7 | 1 | -- | -- | -- | -- |

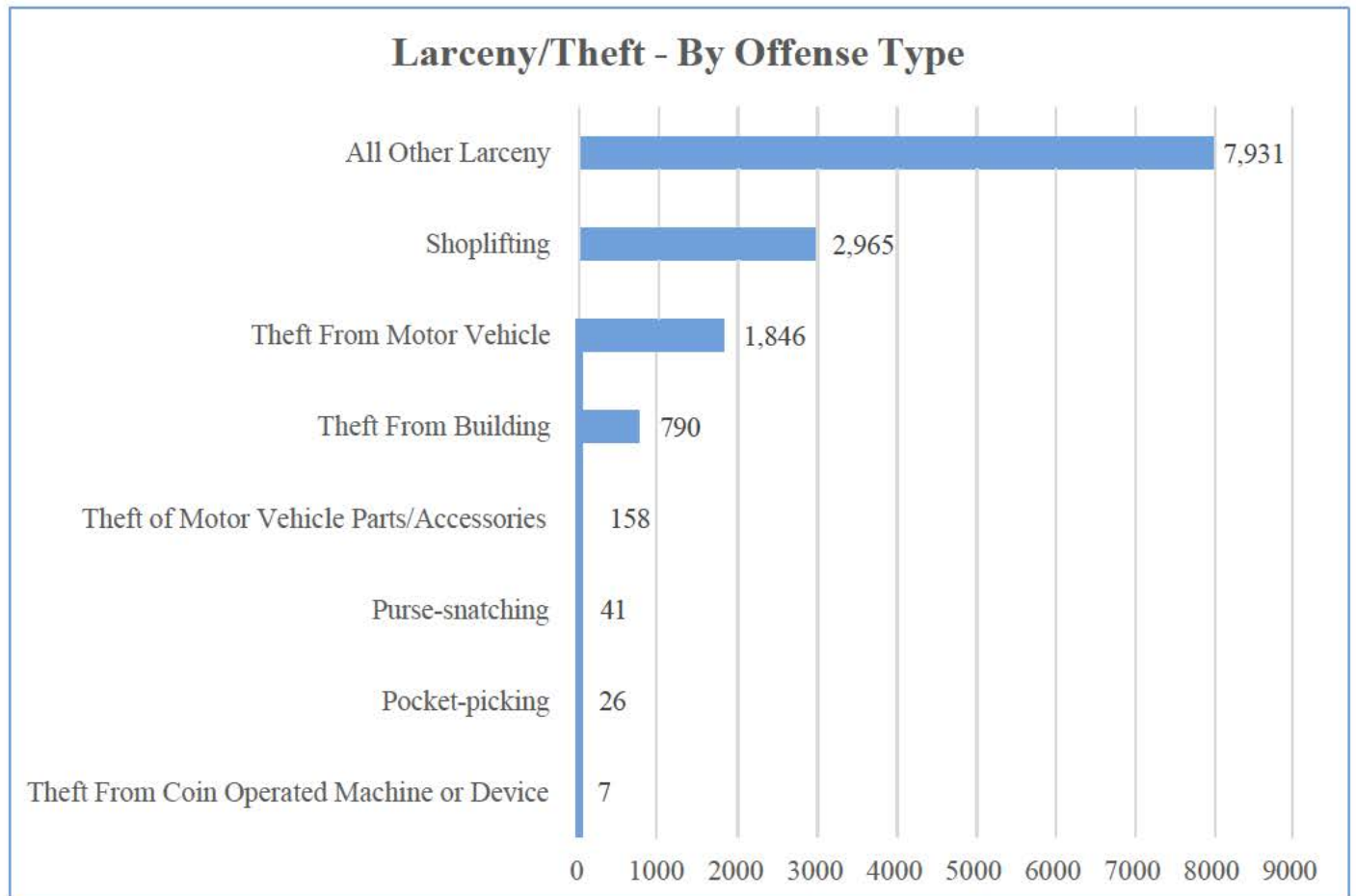
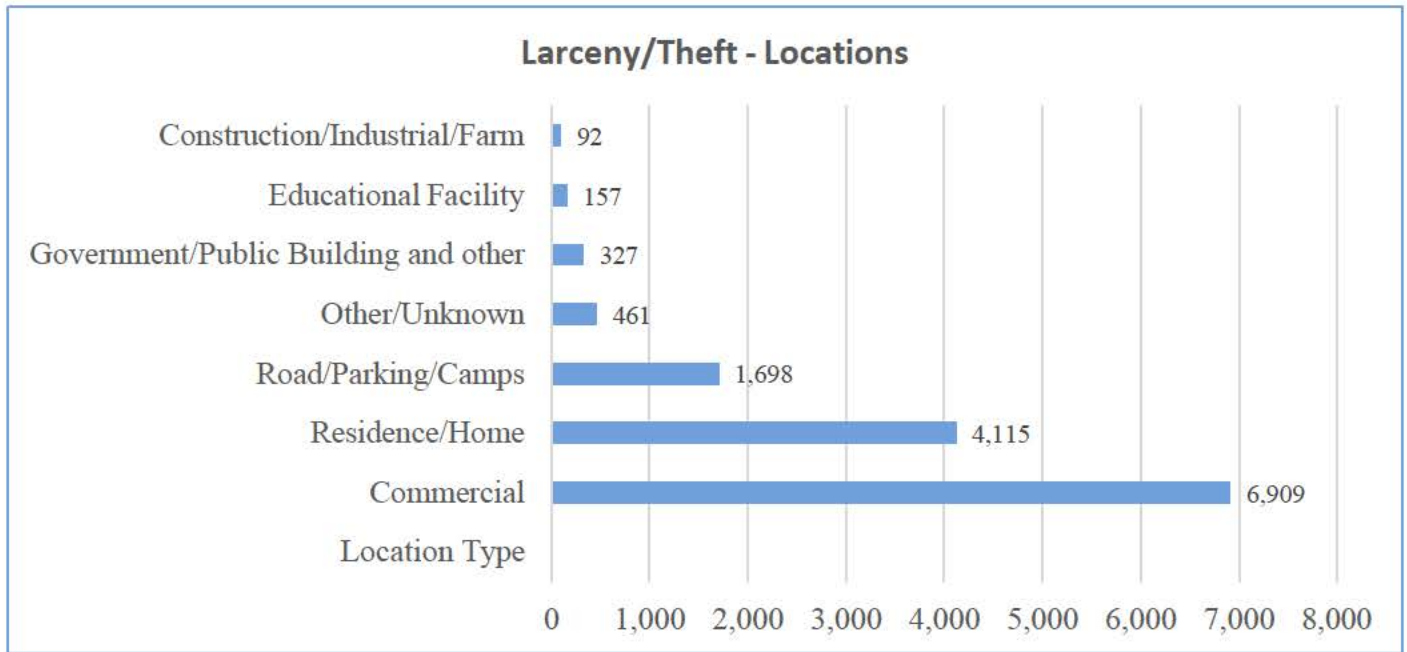
Burglary, Breaking & Entering



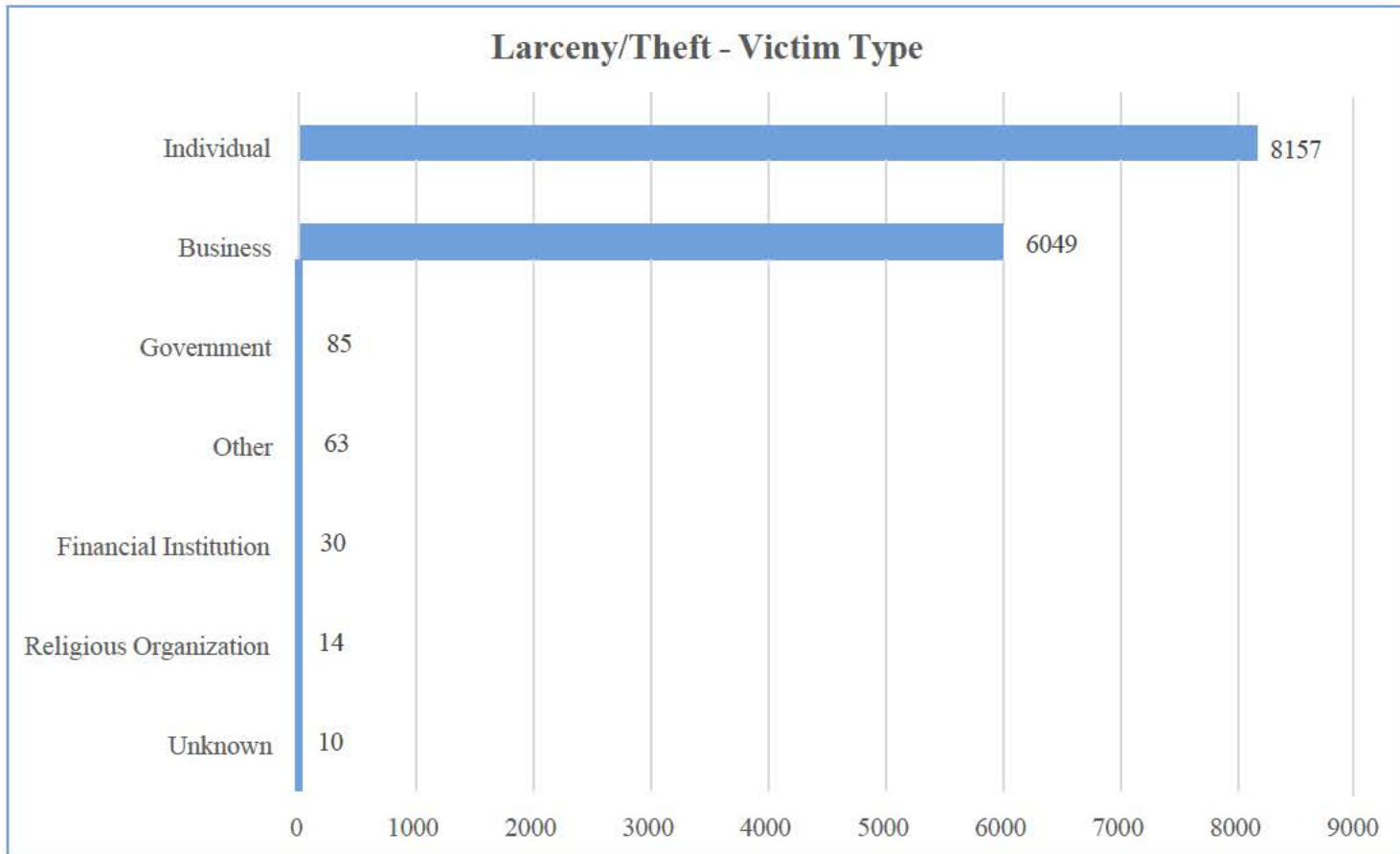
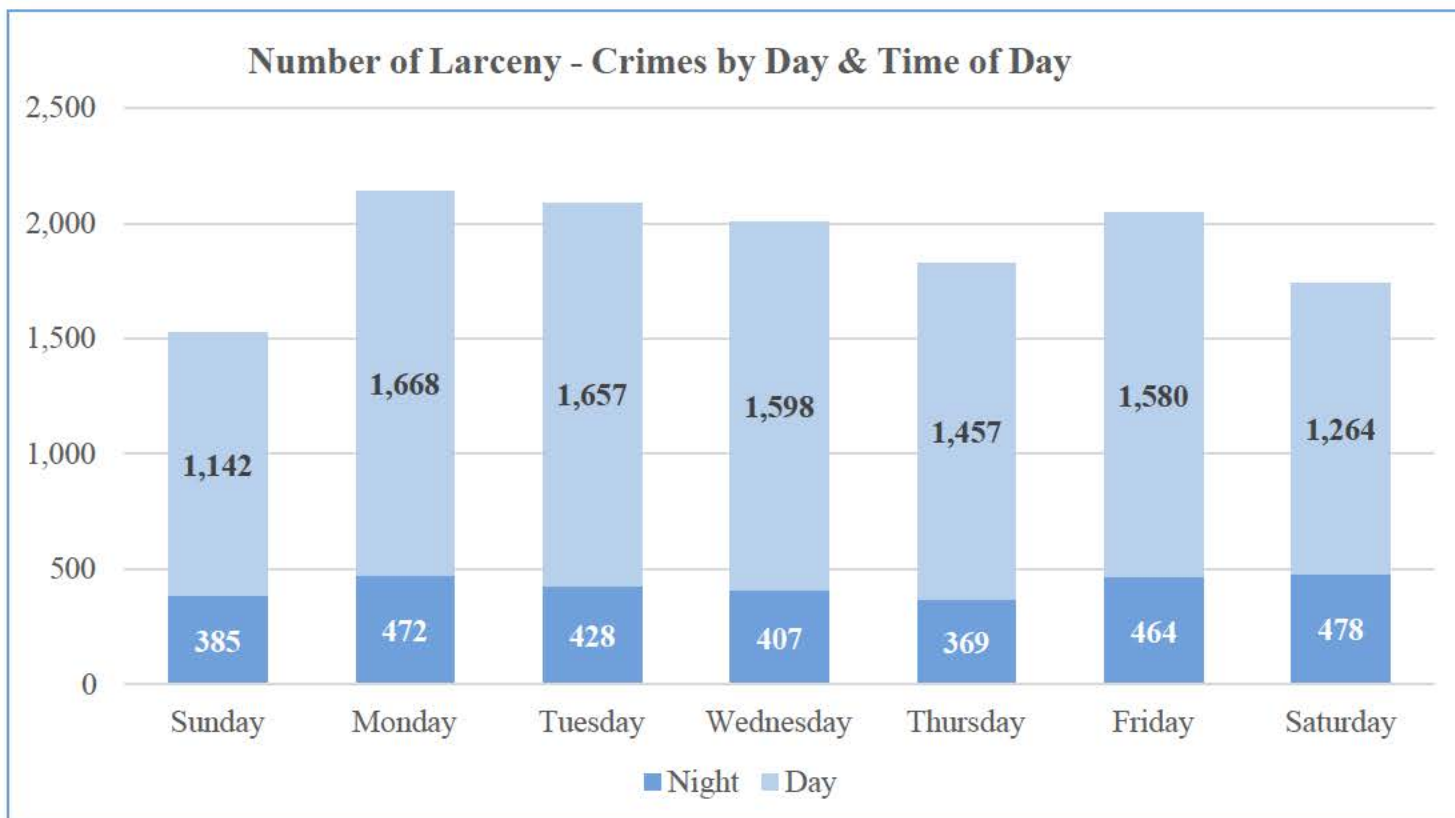
| County: | Number of Offenses |
|-------------------------|--------------------|
| Androscoggin | 137 |
| Aroostook | 57 |
| Cumberland | 279 |
| Franklin | 18 |
| Hancock | 38 |
| Kennebec | 103 |
| Knox | 52 |
| Lincoln | 27 |
| Oxford | 64 |
| Penobscot | 179 |
| Piscataquis | 16 |
| Sagadahoc | 14 |
| Somerset | 101 |
| Waldo | 9 |
| Washington | 24 |
| York | 139 |
| Statewide Organizations | 137 |

Larceny/Theft

Agencies reported 13,764 Incidents of Larceny/Theft for 2024. With a clearance rate of 30.62% offenses cleared.



Larceny/Theft



Larceny/Theft Victim & Offender Gender, Age & Race

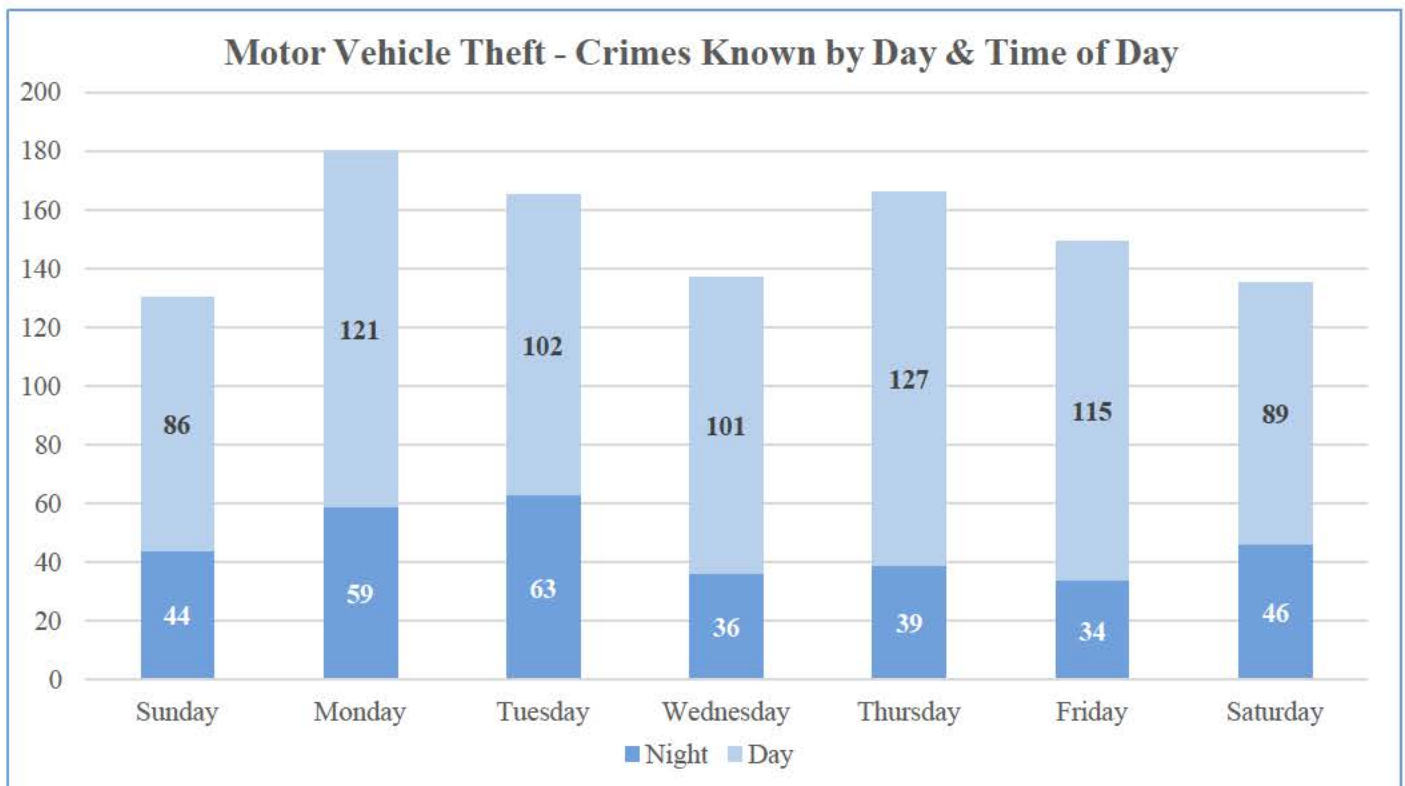
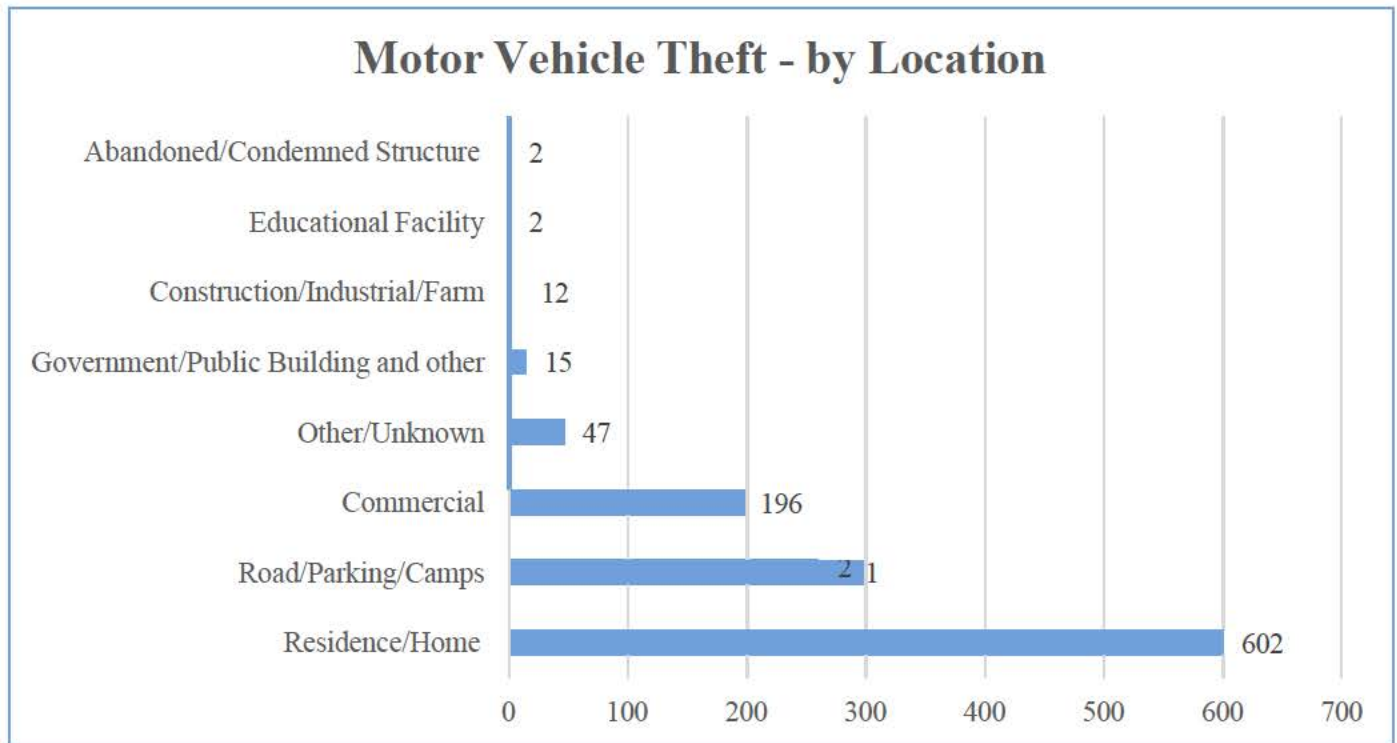
| Victim Gender | Victim Age | White | Black or African American | American Indian or Alaska Native | Asian | Native Hawaiian or Other Pacific Islander | Unknown |
|------------------------|---------------------|--------------|----------------------------------|---|--------------|--|----------------|
| Female | Under 10 | 3 | -- | -- | -- | -- | -- |
| | 10 - 17 | 75 | 4 | -- | -- | -- | 3 |
| | 18 - 24 | 331 | 24 | -- | 1 | -- | 26 |
| | 25 - 34 | 676 | 50 | 4 | 6 | 2 | 38 |
| | 35 - 44 | 678 | 37 | 4 | 6 | 1 | 19 |
| | 45 - 54 | 514 | 14 | 6 | 4 | -- | 6 |
| | 55 - 64 | 502 | 10 | -- | 4 | -- | 19 |
| | 65 and over | 680 | 1 | 1 | 4 | -- | 20 |
| Male | Under 10 | 4 | -- | -- | -- | -- | -- |
| | 10 - 17 | 101 | 8 | -- | 1 | -- | 4 |
| | 18 - 24 | 368 | 32 | -- | 7 | -- | 21 |
| | 25 - 34 | 673 | 66 | 2 | 10 | -- | 31 |
| | 35 - 44 | 731 | 51 | 2 | 9 | -- | 29 |
| | 45 - 54 | 660 | 33 | 1 | 3 | -- | 11 |
| | 55 - 64 | 664 | 21 | 1 | 5 | -- | 15 |
| | 65 and over | 739 | 5 | -- | 6 | -- | 20 |
| Offender Gender | Offender Age | White | Black or African American | American Indian or Alaska Native | Asian | Native Hawaiian or Other Pacific Islander | Unknown |
| Female | Under 10 | -- | -- | -- | -- | -- | -- |
| | 10 - 17 | 47 | 11 | -- | -- | -- | -- |
| | 18 - 24 | 66 | 3 | 1 | 1 | -- | 6 |
| | 25 - 34 | 223 | 10 | 4 | 1 | -- | 6 |
| | 35 - 44 | 301 | 5 | 2 | 1 | -- | 9 |
| | 45 - 54 | 104 | 0 | 1 | 4 | -- | 6 |
| | 55 - 64 | 66 | 3 | -- | -- | -- | 2 |
| | 65 and over | 13 | -- | -- | -- | -- | 1 |
| Male | Under 10 | -- | -- | -- | -- | -- | -- |
| | 10 - 17 | 204 | 15 | 1 | 5 | -- | 2 |
| | 18 - 24 | 163 | 29 | 0 | 1 | -- | 4 |
| | 25 - 34 | 390 | 46 | -- | 2 | -- | 18 |
| | 35 - 44 | 478 | 23 | 4 | 4 | -- | 12 |
| | 45 - 54 | 239 | 8 | 2 | -- | -- | 5 |
| | 55 - 64 | 140 | 5 | -- | -- | -- | 2 |
| | 65 and over | 44 | 1 | 1 | -- | -- | 4 |

Larceny/Theft by County

| Offense Type | Pocket-picking | Purse-snatching | Shoplifting | Theft From Building | Theft From Coin Operated Machine or Device | Theft From Motor Vehicle | Theft of Motor Vehicle Parts/Accessories | All Other Larceny |
|-------------------------|----------------|-----------------|-------------|---------------------|--|--------------------------|--|-------------------|
| Androscoggin | -- | 1 | 366 | 85 | 4 | 201 | 13 | 607 |
| Aroostook | -- | -- | 10 | 2 | -- | 11 | -- | 314 |
| Cumberland | 20 | 24 | 679 | 361 | -- | 819 | 53 | 1,315 |
| Franklin | -- | -- | -- | 2 | -- | 9 | 1 | 245 |
| Hancock | -- | 3 | 102 | 27 | -- | 9 | 3 | 159 |
| Kennebec | -- | 1 | 595 | 151 | -- | 135 | 3 | 773 |
| Knox | -- | 1 | 86 | 3 | -- | 21 | 1 | 286 |
| Lincoln | -- | -- | 4 | 18 | -- | 10 | 1 | 146 |
| Oxford | -- | 1 | 172 | 8 | 1 | 45 | 4 | 389 |
| Penobscot | 2 | 8 | 497 | 30 | -- | 240 | 8 | 1,098 |
| Piscataquis | -- | -- | 11 | 6 | -- | 2 | -- | 53 |
| Sagadahoc | -- | -- | 52 | 7 | -- | 10 | 5 | 118 |
| Somerset | -- | -- | 44 | 4 | -- | 41 | -- | 640 |
| Waldo | -- | -- | 2 | -- | -- | -- | -- | 58 |
| Washington | -- | -- | 12 | 2 | -- | 6 | -- | 106 |
| York | 4 | 1 | 282 | 45 | -- | 265 | 47 | 1,383 |
| Statewide Organizations | -- | 1 | 51 | 39 | 2 | 22 | 19 | 241 |

Motor Vehicle Theft

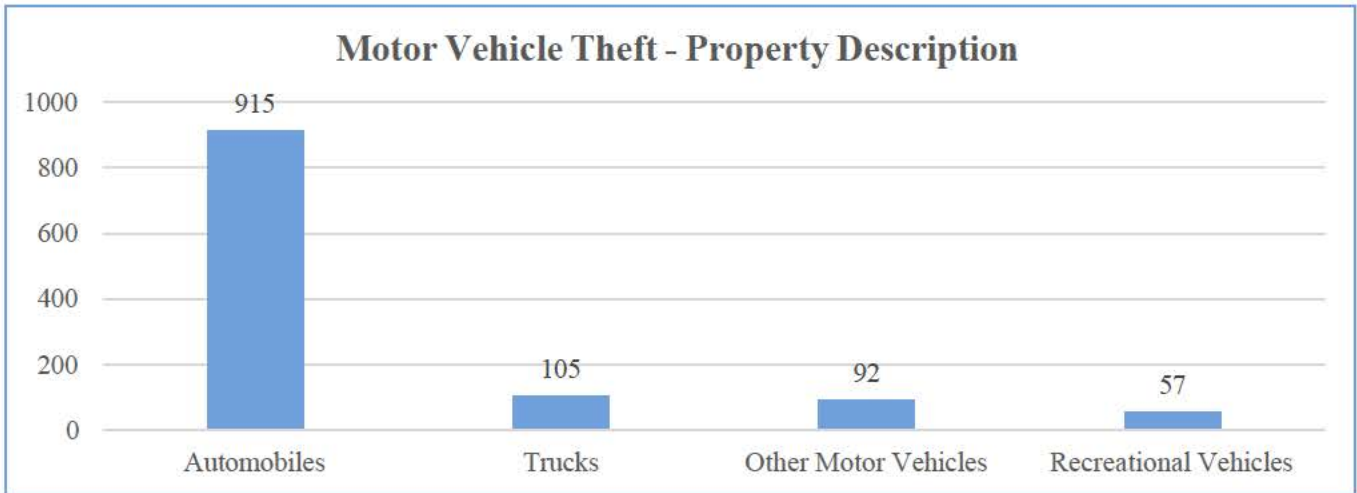
Agencies reported 1,136 incidents where motor vehicles were stolen. A total of 1,179 vehicles were stolen and 573 vehicles recovered. Clearance rate of 34.35%. Value of stolen Motor Vehicles estimated at \$13,323,960 with the estimated recovery of \$6,752,090.



Motor Vehicle Theft - Victim & Offender Gender, Age & Race

| Victim Gender | Victim Age | White | Black or African American | American Indian or Alaska Native | Asian | Native Hawaiian or Other Pacific Islander | Unknown |
|------------------------|---------------------|--------------|----------------------------------|---|--------------|--|----------------|
| Female | Under 10 | -- | -- | -- | -- | -- | -- |
| | 10 - 17 | -- | -- | -- | -- | -- | -- |
| | 18 - 24 | 26 | 4 | -- | -- | -- | 1 |
| | 25 - 34 | 72 | 2 | -- | 2 | -- | 4 |
| | 35 - 44 | 95 | 3 | -- | -- | -- | 3 |
| | 45 - 54 | 53 | 1 | -- | -- | -- | 1 |
| | 55 - 64 | 53 | 3 | -- | -- | -- | -- |
| | 65 and over | 53 | -- | -- | -- | -- | 1 |
| Male | Under 10 | -- | -- | -- | -- | -- | -- |
| | 10 - 17 | 7 | -- | -- | -- | -- | -- |
| | 18 - 24 | 45 | 2 | -- | 1 | -- | 1 |
| | 25 - 34 | 99 | 10 | -- | -- | -- | 5 |
| | 35 - 44 | 121 | 12 | -- | 1 | -- | 4 |
| | 45 - 54 | 102 | 7 | -- | -- | -- | 6 |
| | 55 - 64 | 121 | 4 | -- | -- | -- | 4 |
| | 65 and over | 121 | 4 | -- | -- | -- | 2 |
| Offender Gender | Offender Age | White | Black or African American | American Indian or Alaska Native | Asian | Native Hawaiian or Other Pacific Islander | Unknown |
| Female | Under 10 | -- | -- | -- | -- | -- | -- |
| | 10 - 17 | 23 | 1 | 1 | -- | -- | -- |
| | 18 - 24 | 16 | 2 | -- | -- | -- | 1 |
| | 25 - 34 | 42 | 1 | -- | -- | -- | 2 |
| | 35 - 44 | 67 | 2 | -- | -- | -- | 1 |
| | 45 - 54 | 16 | -- | -- | -- | -- | -- |
| | 55 - 64 | -- | -- | -- | -- | -- | 1 |
| | 64 and over | -- | -- | -- | -- | -- | -- |
| Male | Under 10 | -- | -- | -- | -- | -- | -- |
| | 10 - 17 | 96 | 12 | -- | 1 | -- | 3 |
| | 18 - 24 | 64 | 9 | -- | 1 | -- | 5 |
| | 25 - 34 | 103 | 6 | -- | 1 | -- | 6 |
| | 35 - 44 | 118 | 4 | 2 | -- | -- | 5 |
| | 45 - 54 | 53 | 1 | 1 | -- | -- | 1 |
| | 55 - 64 | 21 | 1 | -- | -- | -- | -- |
| | 65 and over | 2 | -- | -- | -- | -- | -- |

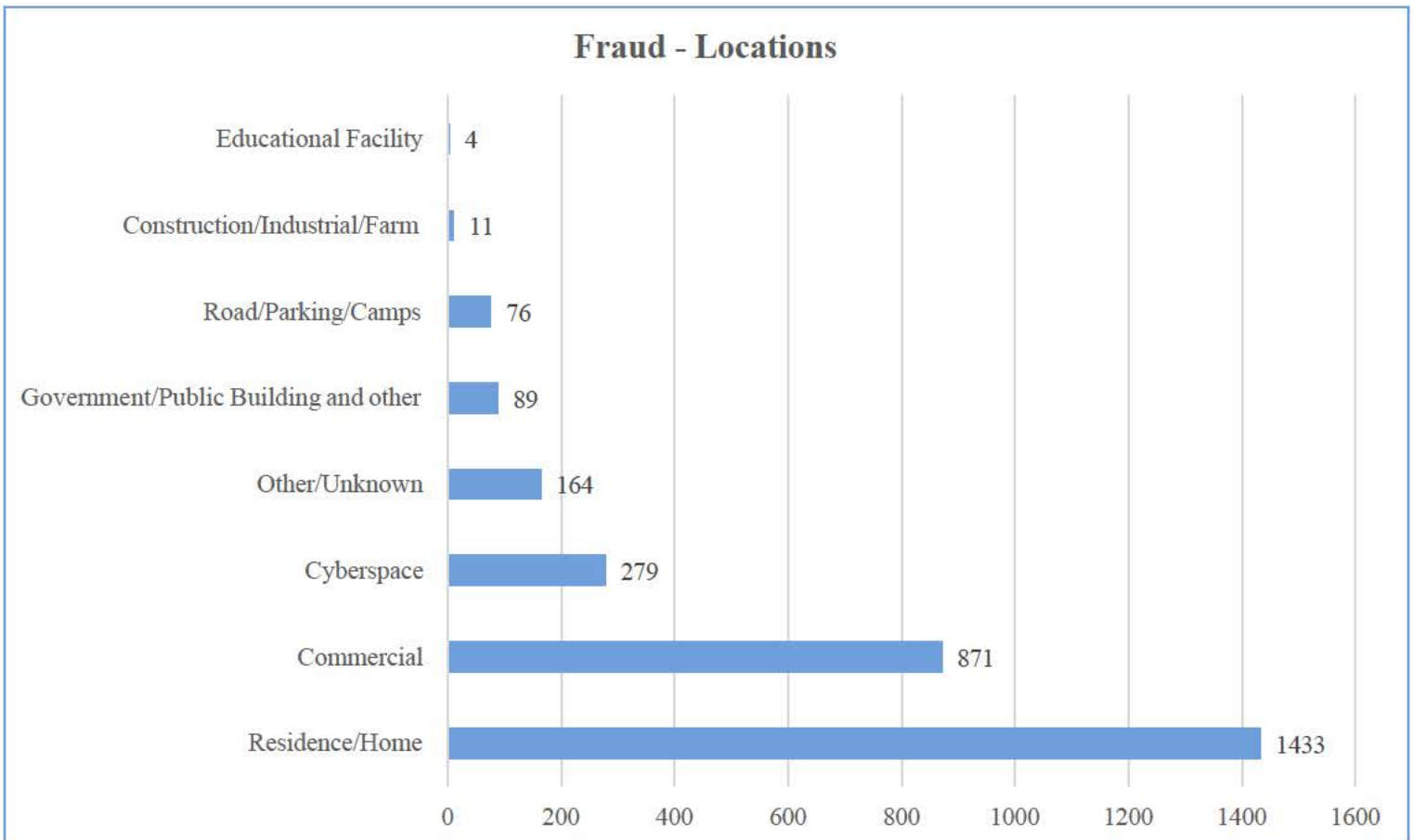
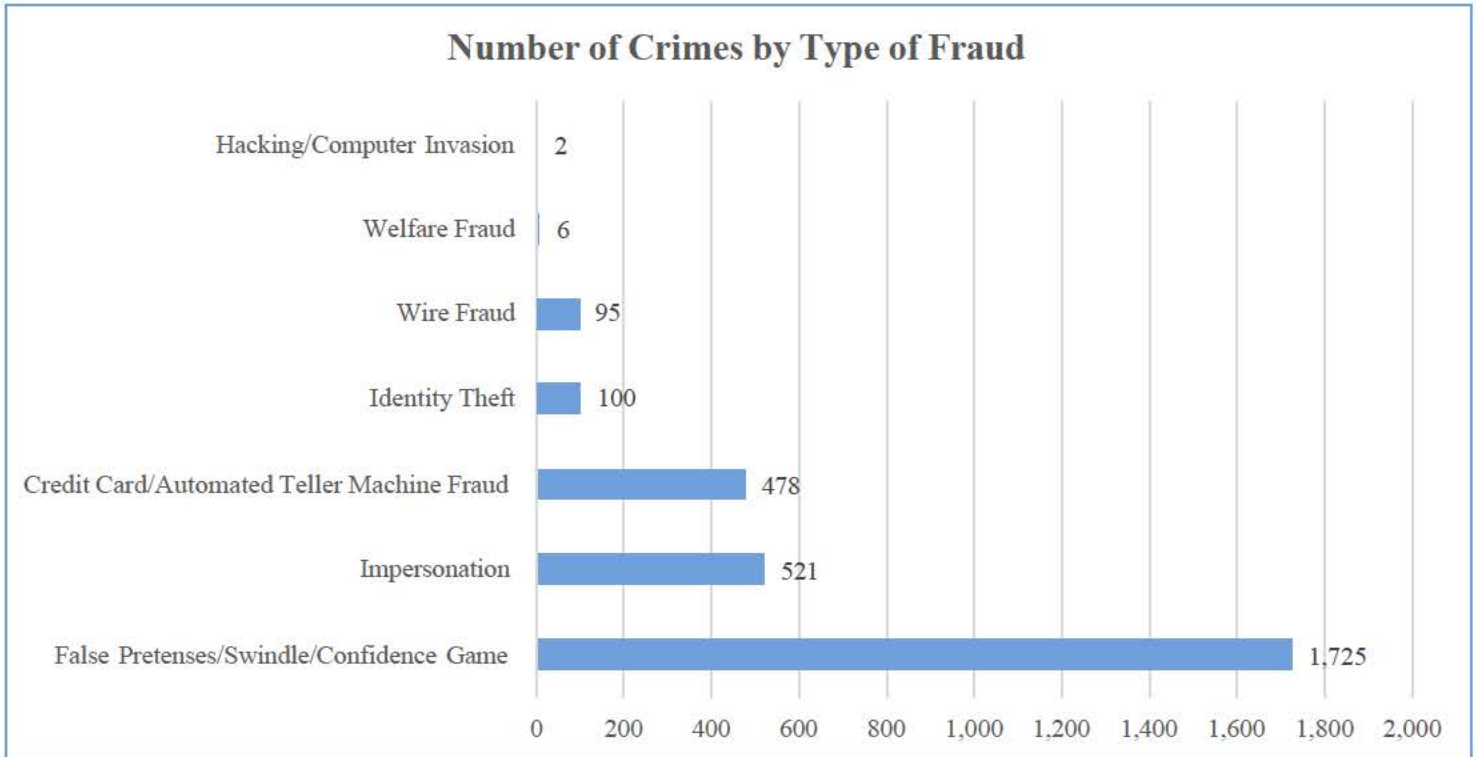
Motor Vehicle Theft



| County | # of Motor Vehicle Thefts |
|-------------------------|---------------------------|
| Androscoggin | 141 |
| Aroostook | 38 |
| Cumberland | 271 |
| Franklin | 28 |
| Hancock | 29 |
| Kennebec | 125 |
| Knox | 34 |
| Lincoln | 23 |
| Oxford | 43 |
| Penobscot | 92 |
| Piscataquis | 6 |
| Sagadahoc | 12 |
| Somerset | 88 |
| Waldo | 0 |
| Washington | 16 |
| York | 154 |
| Statewide Organizations | 79 |

Fraud

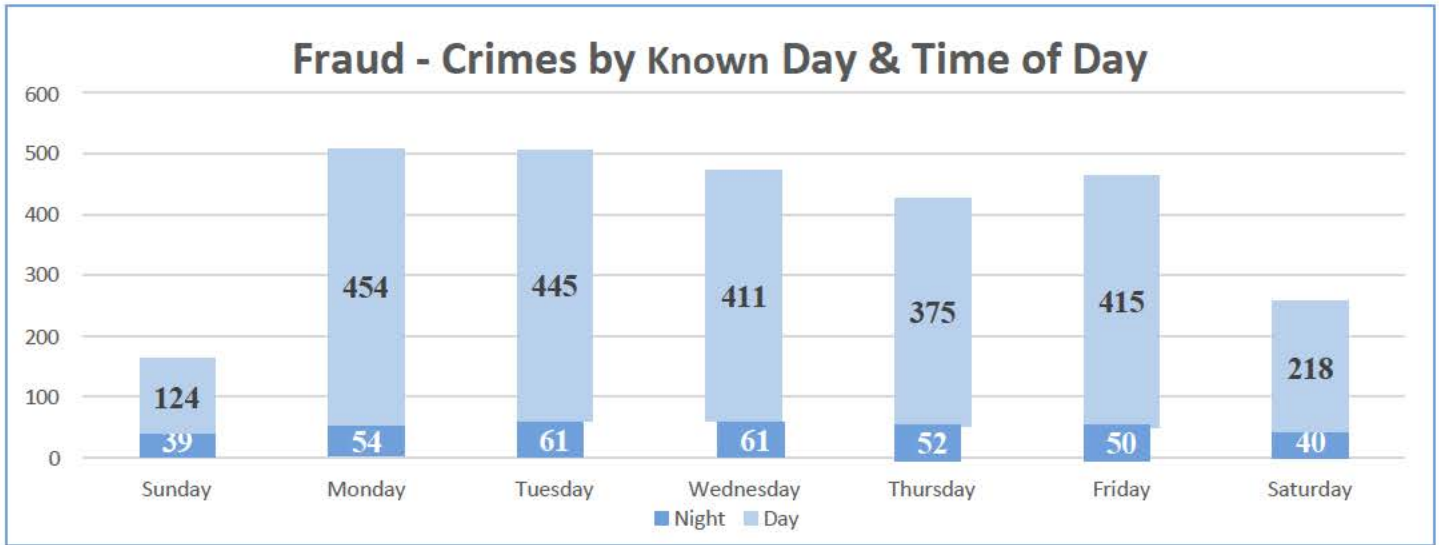
There were 2,927 incidents of Fraud reported by agencies for 2024. 396 Incidents of Fraud were cleared resulting in a clearance rate of 13.53%.



Fraud - Victim & Offender Gender, Age & Race

| Victim Gender | Victim Age | White | Black or African American | American Indian or Alaska Native | Asian | Native Hawaiian or Other Pacific Islander | Unknown |
|-----------------|--------------|-------|---------------------------|----------------------------------|-------|---|---------|
| Female | Under 10 | -- | -- | -- | -- | -- | -- |
| | 10 - 17 | 12 | -- | -- | 1 | -- | -- |
| | 18 - 24 | 52 | 3 | -- | 1 | -- | 7 |
| | 25 - 34 | 130 | 9 | 1 | 1 | -- | 12 |
| | 35 - 44 | 176 | 8 | 1 | 3 | -- | 22 |
| | 45 - 54 | 152 | 4 | -- | 3 | -- | 13 |
| | 55 - 64 | 205 | 2 | -- | 2 | -- | 15 |
| | 65 and over | 457 | 3 | -- | -- | -- | 14 |
| Male | Under 10 | -- | -- | -- | -- | -- | -- |
| | 10 - 17 | 3 | -- | -- | -- | -- | -- |
| | 18 - 24 | 74 | 5 | -- | 2 | -- | 2 |
| | 25 - 34 | 125 | 10 | 2 | 2 | -- | 9 |
| | 35 - 44 | 152 | 9 | -- | 2 | 1 | 27 |
| | 45 - 54 | 145 | 9 | 2 | 1 | -- | 19 |
| | 55 - 64 | 180 | 5 | -- | 3 | -- | 14 |
| | 65 and over | 324 | 3 | -- | 4 | -- | 17 |
| Offender Gender | Offender Age | White | Black or African American | American Indian or Alaska Native | Asian | Native Hawaiian or Other Pacific Islander | Unknown |
| Female | Under 10 | -- | -- | -- | -- | -- | -- |
| | 10 - 17 | 4 | -- | -- | -- | -- | -- |
| | 18 - 24 | 14 | 1 | -- | -- | -- | 1 |
| | 25 - 34 | 25 | 4 | -- | 1 | -- | 7 |
| | 35 - 44 | 65 | 2 | 2 | -- | -- | 1 |
| | 45 - 54 | 30 | -- | -- | -- | -- | 3 |
| | 55 - 64 | 9 | 1 | -- | -- | -- | 2 |
| | 65 and over | 2 | -- | -- | -- | -- | 1 |
| Male | Under 10 | -- | -- | -- | -- | -- | -- |
| | 10 - 17 | 11 | 3 | 2 | -- | -- | -- |
| | 18 - 24 | 19 | 12 | 3 | -- | -- | 3 |
| | 25 - 34 | 75 | 22 | 1 | -- | -- | 4 |
| | 35 - 44 | 104 | 12 | -- | -- | -- | 8 |
| | 45 - 54 | 91 | 2 | 1 | -- | -- | 6 |
| | 55 - 64 | 37 | 4 | -- | -- | -- | 1 |
| | 65 and over | 14 | -- | -- | -- | -- | -- |

Fraud Offenses



| Offense Type | False Pretenses/Swindle/Confidence Game | Credit Card/Automated Teller Machine | Impersonation | Welfare Fraud | Wire Fraud | Identity Theft | Hacking/Computer Invasion |
|-------------------------|---|--------------------------------------|---------------|---------------|------------|----------------|---------------------------|
| County | | | | | | | |
| Androscoggin | 145 | 66 | 4 | 1 | 10 | 6 | -- |
| Aroostook | 29 | 3 | 2 | 2 | 1 | -- | -- |
| Cumberland | 327 | 181 | 428 | -- | 44 | 58 | -- |
| Franklin | 40 | 8 | 1 | -- | 1 | -- | -- |
| Hancock | 37 | 9 | 40 | -- | 6 | -- | -- |
| Kennebec | 255 | 58 | 4 | -- | 1 | 2 | 1 |
| Knox | 43 | -- | -- | -- | -- | 1 | -- |
| Lincoln | 52 | 9 | 2 | -- | 2 | -- | -- |
| Oxford | 77 | 2 | 7 | -- | 2 | -- | -- |
| Penobscot | 165 | 10 | 10 | -- | 8 | -- | -- |
| Piscataquis | 5 | -- | -- | -- | -- | -- | -- |
| Sagadahoc | 54 | -- | -- | -- | -- | -- | -- |
| Somerset | 34 | 6 | -- | -- | 1 | 2 | -- |
| Waldo | 6 | -- | -- | 2 | 1 | -- | -- |
| Washington | 16 | 2 | 4 | -- | 1 | -- | -- |
| York | 354 | 115 | 6 | 1 | 5 | 26 | 1 |
| Statewide Organizations | 86 | 9 | 13 | -- | 12 | 5 | -- |

Crimes Against Society

Drug Equipment Violations

The unlawful, manufacture, sale, purchase, possession, or transportation of equipment or devices utilized in preparing and/or using drugs or narcotics.

Drug/Narcotic Violations

The unlawful cultivation, manufacture distribution, sale, purchase, use, possession, transportation, or importation of any controlled substance.

Gambling Offenses

To unlawfully bet or wager money or something else of value; assist, promote, or operate a game of chance for money or some other stake; possess or transmit wagering information; manufacture, sell, purchase, possess, or transport gambling equipment, devices, or goods; or tamper with the outcome of a sporting event or contest to gain a gambling advantage.

Pornography/Obscene Material

The violation of laws or ordinances prohibiting the manufacture, publishing (publication), distributing (distribution), sale, purchase, or possession of sexually explicit material deemed legally obscene.

Prostitution

To engage in commercial sex acts for anything of value.

Weapon Law Violations

The violation of laws or ordinances prohibiting the manufacture, sale, purchase, transportation, possession, concealment, or use of firearms, cutting instruments, explosives, incendiary devices, or other deadly weapons.

Animal Cruelty

Intentionally, knowingly, or recklessly taking an action that mistreats or kills any animal without just cause, such as torturing, tormenting, mutilation, maiming, poisoning, or abandonment. This definition does not include property maintenance of animals for show or sport, use of animals for food, lawful hunting, fishing or trapping.

Drug/Narcotics & Equipment Violations Crime Rates

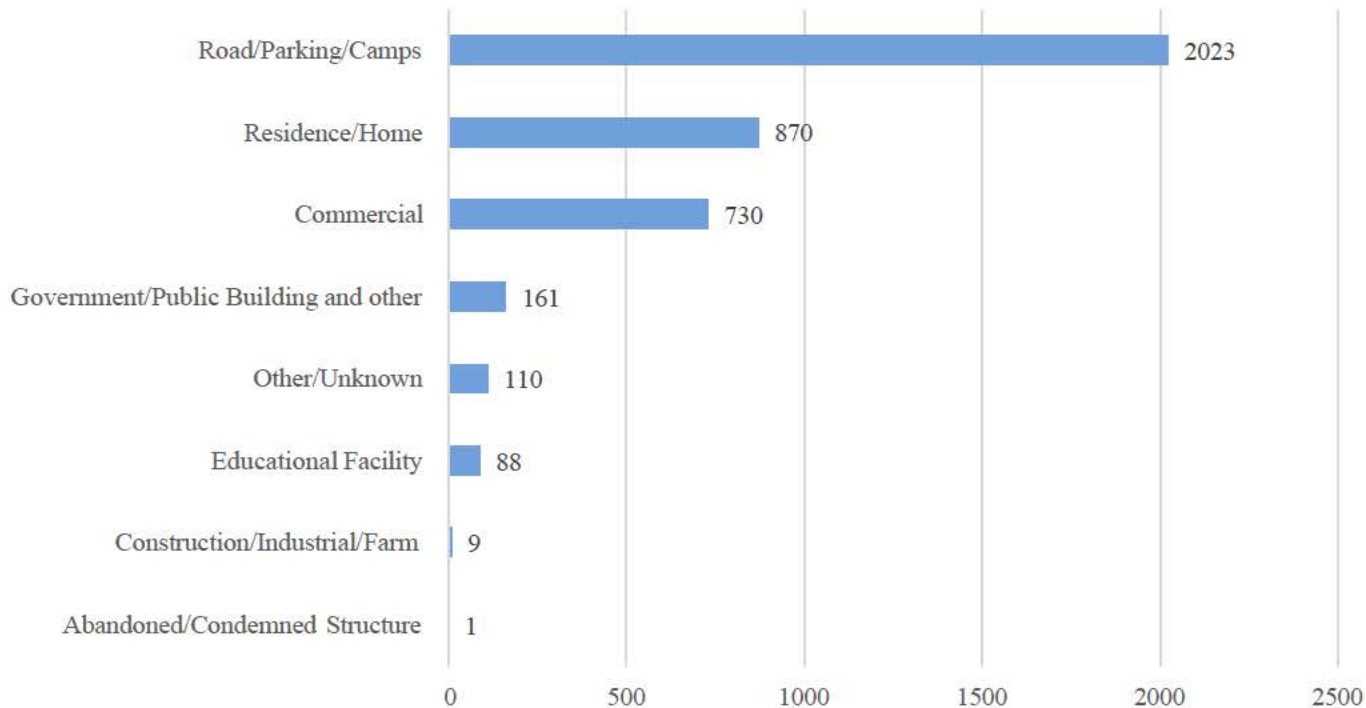
| Offense Type | 2023 Number of Crimes | 2023 Crime Rate (per 1,000) | 2024 Number of Crimes | 2024 Crime Rate (per 1,000) |
|---|-----------------------------|-----------------------------------|-----------------------------|-----------------------------------|
| <i>Crimes Against Society</i> | 4,919 | 3.36 | 4,715 | 3.20 |
| Drug/Narcotic Violations | 4,025 | 2.75 | 3,853 | 2.61 |
| Drug Equipment Violations | 161 | 0.11 | 139 | 0.09 |
| Betting/Wagering | 1 | 0.00 | -- | -- |
| Operating/Promoting/Assisting Gambling | 3 | 0.00 | 8 | 0.01 |
| Gambling Equipment Violations | 1 | 0.00 | -- | -- |
| Pornography/Obscene Material | 218 | 0.15 | 213 | 0.14 |
| Prostitution | 26 | 0.02 | 17 | 0.01 |
| Assisting or Promoting Prostitution | 33 | 0.02 | 11 | 0.01 |
| Purchasing Prostitution | 2 | 0.00 | -- | -- |
| Weapon Law Violations | 387 | 0.26 | 403 | 0.27 |
| Animal Cruelty | 62 | 0.04 | 71 | 0.05 |

Drug/Narcotics & Equipment Violations

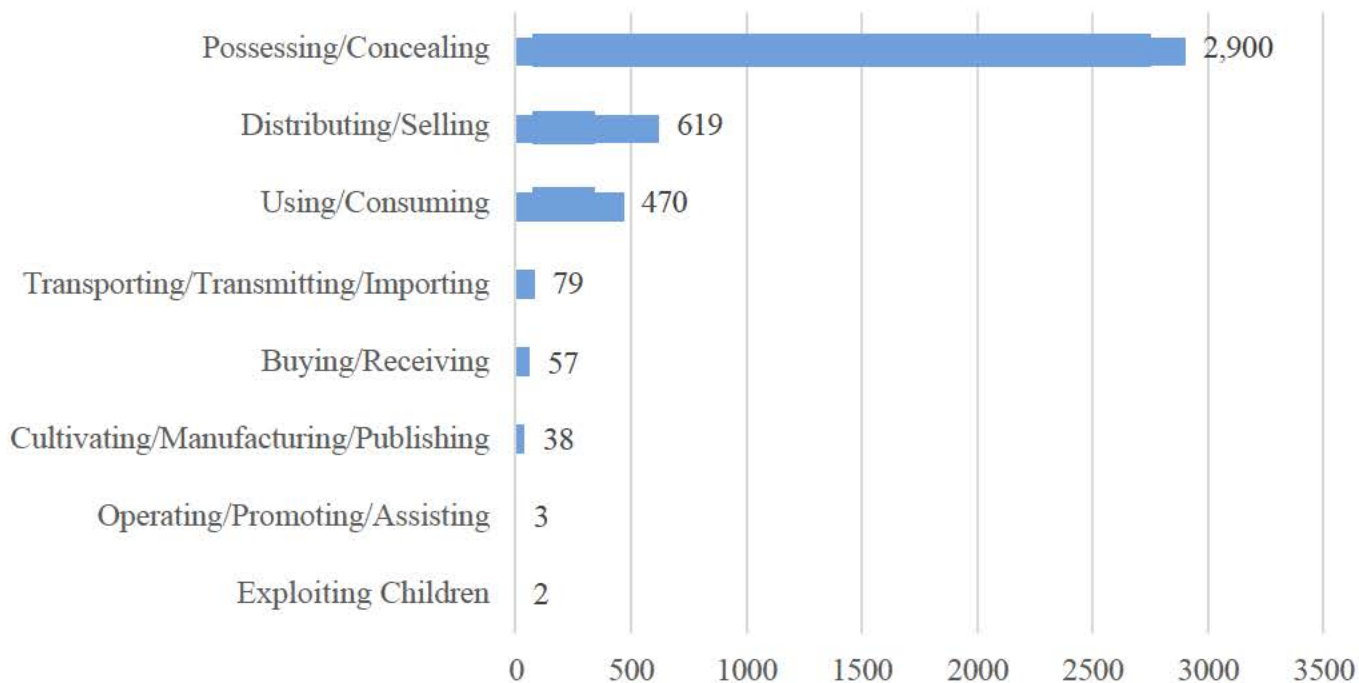
There were 3,992 Drug/Narcotics and Equipment Violations, including attempts, reported by agencies for 2024

There was a total of 5,066 arrests for Drug/Narcotic and Equipment for 2024.

Drug Offenses & Equipment - Incident Location



Drug Offenses & Equipment - Criminal Activity Type



Drug/Narcotics & Equipment Violations

| Drug Type | Number of Drug Incident Reports |
|-------------------------------------|---------------------------------|
| Amphetamines/ Methamphetamines | 962 |
| Other Narcotics | 907 |
| Crack Cocaine | 838 |
| Cocaine (all forms except Crack) | 516 |
| Heroin | 392 |
| Marijuana | 249 |
| Unknown Type Drug | 127 |
| Other Depressants | 96 |
| Other Hallucinogens | 37 |
| Other Stimulants | 32 |
| Opium | 16 |
| Barbiturates | 11 |
| LSD | 10 |
| Morphine | 3 |
| Hashish | 2 |

| Drug Type | Number of Drug Arrests |
|-------------------------------------|------------------------|
| Amphetamines/ Meth amphetamines | 1,017 |
| Other Narcotics | 908 |
| Crack Cocaine | 888 |
| Cocaine (all forms except Crack) | 545 |
| Heroin | 454 |
| Marijuana | 172 |
| Unknown Type Drug | 123 |
| Other Depressants | 91 |
| Other Hallucinogens | 40 |
| Other Stimulants | 34 |
| Opium | 18 |
| Barbiturates | 10 |
| LSD | 9 |
| Hashish | 4 |
| Morphine | 4 |

Drug/Narcotics & Equipment Violations Arrestee Information

| Drug Type (up to 3 drug types per arrest can be reported) | 10 - 17 | 18 - 24 | 25 - 34 | 35 - 44 | 45 - 54 | 55 - 64 | 65 and over | Total: |
|--|--------------------|--------------------|--------------------|--------------------|--------------------|--------------------|----------------------------|---------------|
| Hashish | 1 | -- | 2 | -- | 1 | -- | -- | 4 |
| Marijuana | 70 | 30 | 20 | 21 | 13 | 11 | 7 | 172 |
| Crack Cocaine | 3 | 43 | 199 | 379 | 167 | 80 | 17 | 888 |
| Cocaine (all forms except Crack) | 3 | 44 | 153 | 223 | 86 | 29 | 7 | 545 |
| Heroin | 1 | 30 | 147 | 176 | 70 | 26 | 4 | 454 |
| Morphine | -- | -- | 1 | 2 | 1 | -- | -- | 4 |
| Opium | -- | 2 | 2 | 9 | 2 | 3 | -- | 18 |
| Other Narcotics | 3 | 58 | 289 | 368 | 140 | 44 | 6 | 908 |
| Barbiturates | -- | -- | 4 | 5 | 1 | -- | -- | 10 |
| Other Depressants | -- | 7 | 22 | 44 | 14 | 3 | 1 | 91 |
| Amphetamines/Methamphetamines | 1 | 47 | 289 | 414 | 182 | 75 | 9 | 1017 |
| Other Stimulants | -- | 5 | 11 | 11 | 3 | 4 | -- | 34 |
| LSD | 2 | -- | 2 | 5 | -- | -- | -- | 9 |
| PCP | -- | -- | -- | -- | -- | -- | -- | 0 |
| Other Hallucinogens | 3 | 6 | 12 | 16 | 2 | 1 | -- | 40 |
| Over 3 Drug Types | -- | 7 | 29 | 51 | 14 | 2 | -- | 103 |
| Other Drugs | 5 | 36 | 199 | 284 | 85 | 30 | 7 | 646 |
| Unknown Type Drug | -- | 8 | 40 | 50 | 15 | 9 | 1 | 123 |

Drug/Narcotics & Equipment Violations Arrestee Information

| Arrestee Gender & Race | Female / Arrestee Race | | | | | | Male / Arrestee Race | | | | | |
|----------------------------------|------------------------|---------------------------|----------------------------------|-------|---|---------|----------------------|---------------------------|----------------------------------|-------|---|---------|
| | White | Black or African American | American Indian or Alaska Native | Asian | Native Hawaiian or Other Pacific Islander | Unknown | White | Black or African American | American Indian or Alaska Native | Asian | Native Hawaiian or Other Pacific Islander | Unknown |
| Hashish | 1 | -- | -- | -- | -- | -- | 3 | -- | -- | -- | -- | -- |
| Marijuana | 32 | 1 | -- | 7 | -- | 4 | 90 | 12 | -- | 23 | -- | 3 |
| Crack Cocaine | 296 | 13 | 3 | -- | -- | 11 | 453 | 89 | 2 | 5 | -- | 16 |
| Cocaine (all forms except Crack) | 148 | 4 | 3 | 1 | -- | 11 | 280 | 76 | 2 | 3 | -- | 17 |
| Heroin | 129 | 2 | 1 | -- | -- | 10 | 261 | 20 | 3 | 1 | -- | 27 |
| Morphine | 2 | -- | -- | -- | -- | -- | 2 | -- | -- | -- | -- | -- |
| Opium | 5 | -- | -- | -- | -- | -- | 11 | 1 | -- | -- | -- | 1 |
| Other Narcotics | 276 | 10 | 2 | -- | -- | 12 | 495 | 68 | 4 | 7 | -- | 34 |
| Barbiturates | 3 | -- | -- | -- | -- | -- | 6 | -- | -- | 1 | -- | -- |
| Other Depressants | 33 | 1 | -- | -- | -- | 3 | 49 | 5 | -- | -- | -- | -- |
| Amphetamines/Methamphetamines | 309 | 7 | 6 | -- | -- | 17 | 596 | 33 | 6 | 3 | -- | 40 |
| Other Stimulants | 8 | -- | -- | -- | -- | 2 | 21 | 3 | -- | -- | -- | -- |
| LSD | -- | -- | -- | -- | -- | -- | 7 | -- | -- | -- | -- | 2 |
| PCP | -- | -- | -- | -- | -- | -- | -- | -- | -- | -- | -- | -- |
| Other Hallucinogens | 12 | -- | -- | -- | -- | -- | 25 | 2 | -- | -- | -- | 1 |
| Over 3 Drug Types | 35 | 3 | -- | -- | -- | -- | 56 | 7 | -- | 1 | -- | 1 |
| Other Drugs | 238 | 8 | 1 | 1 | -- | 4 | 350 | 31 | 3 | 4 | -- | 7 |
| Unknown Type Drug | 43 | -- | -- | 1 | -- | 4 | 68 | 1 | -- | 2 | -- | 4 |

Gambling Violations

*There were 8 incidents/ Arrests for Gambling Violations for 2024.
8 arrests were reported for Operating/Promoting/Assisting Gambling*

| Offense Type | 2023 | 2024 |
|--|------|------|
| Betting/Wagering | 1 | -- |
| Operating/Promoting/Assisting Gambling | 3 | 8 |
| Gambling Equipment Violations | 1 | -- |

| Arrestee Age | Arrestee Gender | Arrestee Race | # of Arrestees |
|--------------|-----------------|---------------------------|----------------|
| 18 - 24 | Female | White | 1 |
| | Male | White | 1 |
| 25 - 34 | Female | White | 1 |
| | Male | White | 3 |
| | Male | Black or African American | 1 |
| 35 - 44 | Female | White | 1 |

Pornography/Obscene Material Violations

There were 213 incidents reported for Pornography/Obscene Violations for 2024.

Resulting in 41 arrests.

| Offense Type | 2023 | 2024 |
|------------------------------|------|------|
| Pornography/Obscene Material | 218 | 213 |

| Arrestee Age | Arrestee Gender | Arrestee Race | # of Arrestees |
|--------------|-----------------|----------------------------------|----------------|
| 10 - 17 | Male | White | 5 |
| 18 - 24 | Male | White | 10 |
| 25 - 34 | Female | White | 1 |
| 25 - 34 | Male | White | 4 |
| 35 - 44 | Male | White | 9 |
| 35 - 44 | Male | American Indian or Alaska Native | 1 |
| 45 - 54 | Male | White | 4 |
| 55 - 64 | Male | White | 6 |
| 65 and over | Male | White | 1 |

Prostitution Violations

There were 28 incidents reported for Prostitution Violations for 2024.

Resulting in 4 arrests.

| Offense Type | 2023 | 2024 |
|-------------------------------------|------|------|
| Prostitution | 26 | 17 |
| Assisting or Promoting Prostitution | 33 | 11 |
| Purchasing Prostitution | 2 | 0 |

| Arrestee Age | Arrestee Gender | Arrestee Race | # of Prostitution Arrestees | # of Assisting or Promoting Prostitution Arrestees |
|--------------|-----------------|---------------------------|-----------------------------|--|
| 25 - 34 | Male | White | 1 | 1 |
| 35 - 44 | Male | White | 1 | |
| 45 - 54 | Male | Black or African American | | 1 |

Weapon Law Violations

There were 403 incidents reported for Weapon Law Violations for 2024.

Resulting in 163 arrests.

| Offense Type | 2023 | 2024 |
|-----------------------|------|------|
| Weapon Law Violations | 387 | 403 |

| Arrestee Age | Arrestee Gender | Arrestee Race | # of Arrestees |
|--------------|-----------------|----------------------------------|----------------|
| 10 - 17 | Male | White | 8 |
| | Male | Black or African American | 6 |
| 18 - 24 | Female | White | 2 |
| | Male | White | 14 |
| | Male | Black or African American | 5 |
| 25 - 34 | Female | White | 3 |
| | Male | White | 28 |
| | Male | Black or African American | 5 |
| | Male | Unknown | 2 |
| 35 - 44 | Female | White | 3 |
| | Female | American Indian or Alaska Native | 1 |
| | Male | White | 44 |
| | Male | Black or African American | 5 |
| | Male | Asian | 1 |
| | Male | Unknown | 2 |
| 45 - 54 | Female | White | 5 |
| | Male | White | 13 |
| | Male | Black or African American | 1 |
| | Male | Unknown | 4 |
| 55 - 64 | Female | White | 1 |
| | Male | White | 7 |
| 65 and over | Male | White | 3 |

Animal Cruelty Violations

There were 71 incidents reported for Animal Cruelty Violations for 2024

Resulting in 24 arrests.

| Incident Date | 2023 | 2024 |
|----------------|------|------|
| Animal Cruelty | 62 | 71 |

| Arrestee Age | Arrestee Gender | Arrestee Race | # of Arrestees |
|--------------|-----------------|---------------------------|----------------|
| 18 - 24 | Female | White | 3 |
| | Male | Black or African American | 1 |
| | Male | Unknown | 1 |
| 25 - 34 | Female | White | 2 |
| | Male | White | 4 |
| 35 - 44 | Female | White | 5 |
| | Male | Black or African American | 1 |
| 45 - 54 | Female | White | 1 |
| | Female | Asian | 1 |
| | Male | White | 3 |
| | Male | Unknown | 1 |
| 55 - 64 | Male | White | 1 |

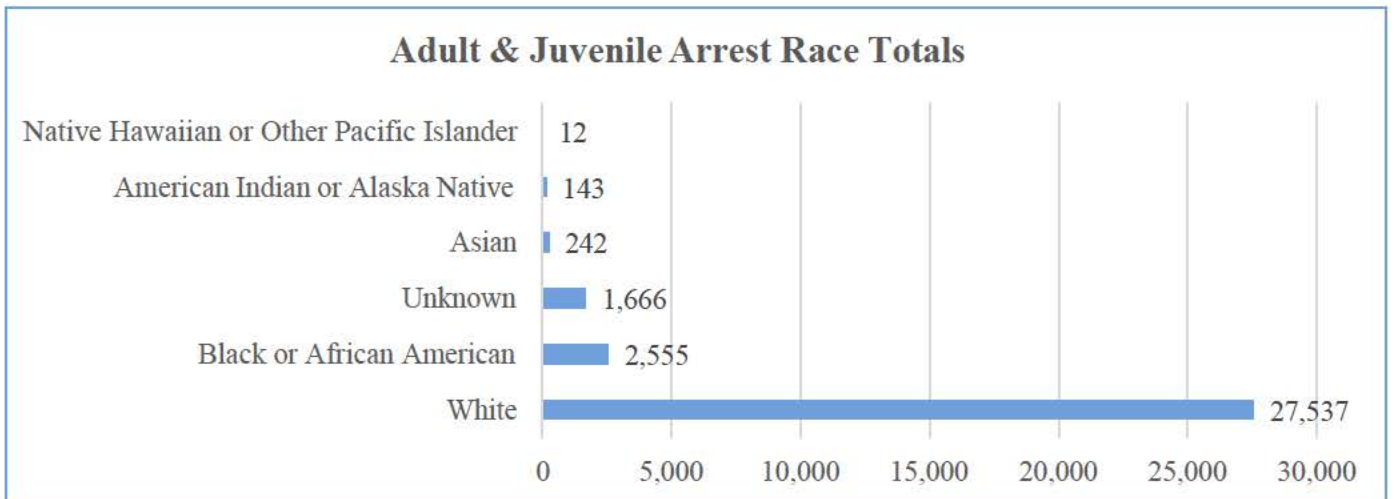
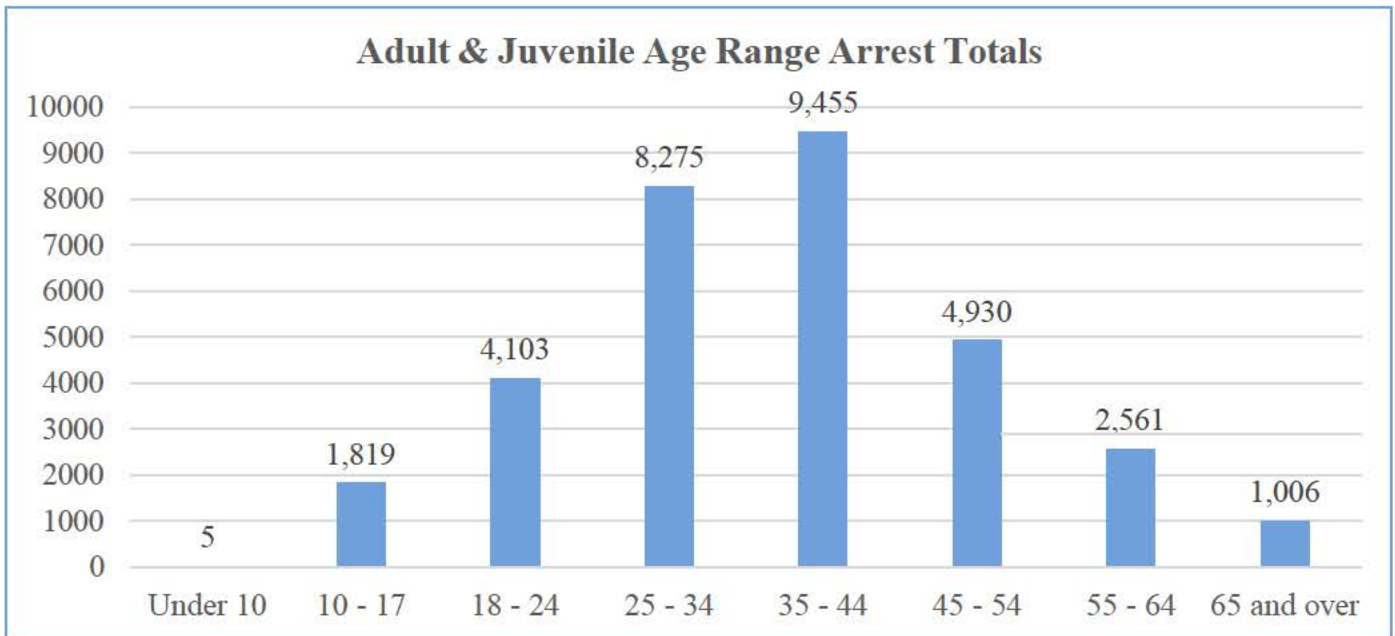
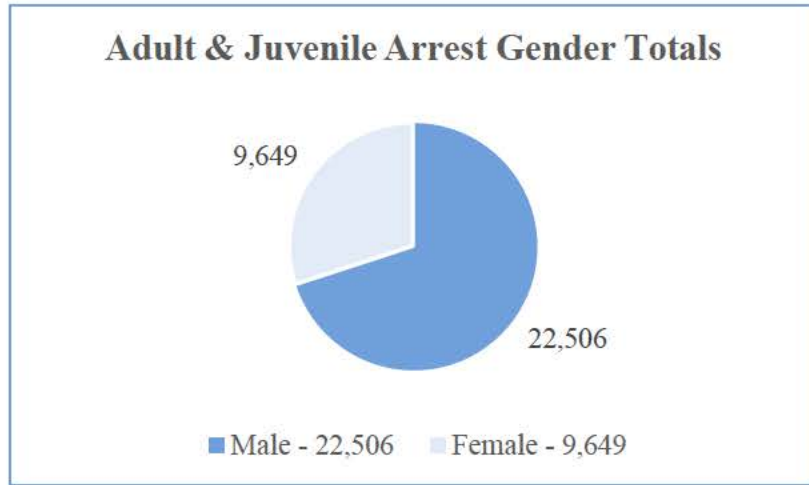
Crimes Against Society Report by County

| Jurisdiction by Geography | Drug-Narcotic/Equipment Violations | Gambling Offenses | Pornography/Obscene Material | Prostitution Offenses | Weapon Law Violations | Animal Cruelty |
|---------------------------|------------------------------------|-------------------|------------------------------|-----------------------|-----------------------|----------------|
| Androscoggin | 513 | -- | 23 | 5 | 50 | 3 |
| Aroostook | 144 | -- | 19 | -- | 22 | 3 |
| Cumberland | 688 | 6 | 37 | 5 | 73 | 36 |
| Franklin | 75 | -- | 1 | -- | 11 | -- |
| Hancock | 64 | -- | 6 | -- | 6 | 2 |
| Kennebec | 335 | -- | 20 | 6 | 35 | 1 |
| Knox | 57 | -- | -- | 1 | 10 | -- |
| Lincoln | 91 | -- | 4 | -- | 8 | 1 |
| Oxford | 176 | -- | 4 | 1 | 34 | 2 |
| Penobscot | 463 | -- | 9 | -- | 33 | 5 |
| Piscataquis | 44 | -- | -- | -- | 2 | -- |
| Sagadahoc | 39 | -- | -- | -- | 13 | 2 |
| Somerset | 148 | 1 | 5 | -- | 11 | 1 |
| Waldo | 42 | -- | -- | -- | 2 | 1 |
| Washington | 42 | -- | 4 | -- | 5 | -- |
| York | 431 | 1 | 16 | 8 | 41 | 9 |
| Statewide Organizations | 640 | -- | 65 | 2 | 47 | 5 |

Arrests

Arrests

In 2024 there were a total of 32,149 arrests reported for both Group A and Group B offenses. 6% of arrests made were Juveniles (under 18) 94% arrests made were Adults (18 and over)



Arrestee by Gender, Age & Race

| Arrestee Gender | Arrestee Age | White | Black or African American | American Indian or Alaska Native | Asian | Native Hawaiian or Other Pacific | Unknown |
|-----------------|--------------|-------|---------------------------|----------------------------------|-------|----------------------------------|---------|
| Female | Under 10 | 1 | -- | -- | -- | -- | -- |
| | 10 - 17 | 440 | 46 | 2 | 3 | -- | 20 |
| | 18 - 24 | 964 | 107 | 5 | 10 | -- | 79 |
| | 25 - 34 | 2,235 | 167 | 15 | 11 | -- | 121 |
| | 35 - 44 | 2,847 | 90 | 28 | 14 | 1 | 147 |
| | 45 - 54 | 1,272 | 40 | 10 | 21 | -- | 86 |
| | 55 - 64 | 583 | 13 | 7 | 6 | -- | 35 |
| | 65 and over | 195 | 2 | -- | 11 | -- | 15 |
| Male | Under 10 | 4 | -- | -- | -- | -- | -- |
| | 10 - 17 | 1,102 | 172 | 1 | 9 | -- | 24 |
| | 18 - 24 | 2,318 | 386 | 12 | 24 | 1 | 197 |
| | 25 - 34 | 4,682 | 673 | 21 | 36 | 4 | 310 |
| | 35 - 44 | 5,412 | 548 | 20 | 46 | 5 | 297 |
| | 45 - 54 | 3,092 | 198 | 14 | 22 | 1 | 174 |
| | 55 - 64 | 1,690 | 94 | 6 | 19 | -- | 108 |
| | 65 and over | 699 | 19 | 2 | 10 | -- | 53 |

2024 All Arrests by Offense – Gender, Age & Race

Crimes Against Person

| Arrest Offense for A and B Arrests | Arrestee Gender | Arrestee Age | White | Black or African American | American Indian or Alaska Native | Asian | Native Hawaiian or Other Pacific Islander | Unknown |
|---|-----------------|--------------|-------|---------------------------|----------------------------------|-------|---|---------|
| Murder and Nonnegligent Manslaughter | Female | 35 - 44 | 1 | -- | -- | -- | -- | -- |
| | | 55 - 64 | 1 | -- | -- | -- | -- | -- |
| | Male | 18 - 24 | 3 | -- | -- | -- | -- | -- |
| | | 25 - 34 | 2 | -- | -- | -- | -- | -- |
| | | 35 - 44 | 1 | 1 | -- | -- | -- | -- |
| | | 45 - 54 | 3 | -- | -- | -- | -- | -- |
| | 55 - 64 | 1 | -- | -- | -- | -- | -- | |
| Negligent Manslaughter | Female | 18 - 24 | 1 | -- | -- | -- | -- | -- |
| | | 45 - 54 | 1 | -- | -- | -- | -- | -- |
| | Male | 25 - 34 | 2 | -- | -- | -- | -- | -- |
| | | 35 - 44 | 4 | 1 | -- | -- | -- | -- |
| Kidnapping/Abduction | Male | 10 - 17 | 2 | -- | -- | -- | -- | -- |
| | | 18 - 24 | 4 | -- | -- | -- | -- | -- |
| | | 25 - 34 | 4 | -- | -- | -- | -- | -- |
| | | 35 - 44 | 4 | -- | -- | -- | -- | -- |
| | | 45 - 54 | 3 | -- | -- | -- | -- | -- |
| | | 55 - 64 | 3 | -- | -- | -- | -- | -- |
| | | 65 and over | 1 | -- | -- | -- | -- | -- |
| Rape | Female | 18 - 24 | 1 | -- | -- | -- | -- | -- |
| | Male | 10 - 17 | 7 | -- | -- | -- | -- | -- |
| | | 18 - 24 | 10 | 2 | -- | -- | -- | 2 |
| | | 25 - 34 | 10 | 2 | -- | -- | -- | 1 |
| | | 35 - 44 | 11 | 2 | -- | -- | -- | 1 |
| | | 45 - 54 | 3 | -- | -- | -- | -- | -- |
| | | 55 - 64 | 3 | -- | -- | -- | -- | -- |
| 65 and over | 1 | -- | -- | -- | -- | -- | | |
| Sodomy | Male | 10 - 17 | 1 | -- | -- | -- | -- | -- |
| | | 45 - 54 | 1 | -- | -- | -- | -- | -- |
| | | 55 - 64 | 2 | -- | -- | -- | -- | -- |

2024 All Arrests by Offense – Gender, Age & Race

Crimes Against Person Cont.

| Arrest Offense for A and B Arrests | Arrestee Gender | Arrestee Age | White | Black or African American | American Indian or Alaska Native | Asian | Native Hawaiian or Other Pacific Islander | Unknown |
|------------------------------------|-----------------|--------------|-------|---------------------------|----------------------------------|-------|---|---------|
| Criminal Sexual Contact | Female | 10 - 17 | 1 | -- | -- | -- | -- | -- |
| | Male | 10 - 17 | 4 | -- | -- | -- | -- | 1 |
| | | 18 - 24 | 6 | 2 | -- | -- | -- | 1 |
| | | 25 - 34 | 13 | 2 | -- | -- | -- | 1 |
| | | 35 - 44 | 8 | 1 | -- | -- | -- | -- |
| | | 45 - 54 | 5 | -- | -- | -- | -- | 1 |
| | | 55 - 64 | 5 | -- | 1 | -- | -- | -- |
| 65 and over | 9 | -- | -- | -- | -- | -- | | |
| Incest | Male | 25 - 34 | 3 | -- | -- | -- | -- | |
| Statutory Rape | Male | 18 - 24 | 3 | 1 | -- | -- | -- | -- |
| | | 25 - 34 | 3 | 1 | -- | -- | -- | -- |
| | | 35 - 44 | 2 | -- | -- | -- | -- | -- |
| | | 55 - 64 | 2 | -- | -- | -- | -- | -- |
| Aggravated Assault | Female | 10 - 17 | 4 | 1 | -- | -- | -- | -- |
| | | 18 - 24 | 5 | 1 | -- | 1 | -- | -- |
| | | 25 - 34 | 15 | 3 | -- | -- | -- | 1 |
| | | 35 - 44 | 21 | 1 | -- | -- | -- | -- |
| | | 45 - 54 | 9 | -- | -- | -- | -- | 1 |
| | | 55 - 64 | 8 | 1 | -- | -- | -- | 3 |
| | | 65 and over | -- | -- | -- | -- | -- | 1 |
| | Male | 10 - 17 | 21 | 3 | -- | -- | -- | 2 |
| | | 18 - 24 | 37 | 12 | 1 | -- | -- | 3 |
| | | 25 - 34 | 111 | 18 | -- | 1 | -- | 7 |
| | | 35 - 44 | 98 | 19 | -- | 4 | -- | 7 |
| | | 45 - 54 | 48 | 6 | -- | 1 | -- | 1 |
| | | 55 - 64 | 27 | 3 | -- | -- | -- | 3 |
| 65 and over | 11 | -- | -- | -- | -- | -- | | |

2024 All Arrests by Offense – Gender, Age & Race

Crimes Against Person Cont.

| Arrest Offense for A and B Arrests | Arrestee Gender | Arrestee Age | White | Black or African American | American Indian or Alaska Native | Asian | Native Hawaiian or Other Pacific Islander | Unknown |
|--|-----------------|--------------|-------|---------------------------|----------------------------------|-------|---|---------|
| Simple Assault | Female | Under 10 | 1 | -- | -- | -- | -- | -- |
| | | 10 - 17 | 107 | 12 | 1 | 1 | -- | 10 |
| | | 18 - 24 | 143 | 19 | -- | -- | -- | 15 |
| | | 25 - 34 | 247 | 30 | 5 | 1 | -- | 23 |
| | | 35 - 44 | 242 | 11 | 2 | 2 | -- | 19 |
| | | 45 - 54 | 131 | 8 | 2 | 1 | -- | 11 |
| | | 55 - 64 | 58 | 3 | 1 | -- | -- | 4 |
| | | 65 and over | 26 | -- | -- | -- | -- | 2 |
| | Male | Under 10 | 2 | -- | -- | -- | -- | -- |
| | | 10 - 17 | 190 | 26 | 1 | 3 | -- | 3 |
| | | 18 - 24 | 243 | 33 | 3 | 2 | -- | 15 |
| | | 25 - 34 | 476 | 83 | 6 | 1 | -- | 34 |
| | | 35 - 44 | 459 | 77 | 3 | 1 | -- | 38 |
| | | 45 - 54 | 287 | 16 | 1 | 3 | -- | 21 |
| 55 - 64 | | 175 | 9 | -- | -- | -- | 13 | |
| 65 and over | | 77 | 2 | 1 | -- | -- | 6 | |
| Intimidation | Female | 10 - 17 | 16 | -- | -- | -- | -- | 2 |
| | | 18 - 24 | 11 | 3 | -- | -- | -- | 2 |
| | | 25 - 34 | 29 | 2 | -- | 1 | -- | -- |
| | | 35 - 44 | 31 | 1 | 1 | 1 | -- | 2 |
| | | 45 - 54 | 25 | 1 | 1 | 1 | -- | 1 |
| | | 55 - 64 | 16 | 1 | -- | -- | -- | 2 |
| | | 65 and over | 4 | -- | -- | -- | -- | 1 |
| | Male | 10 - 17 | 54 | 6 | -- | 1 | -- | 1 |
| | | 18 - 24 | 72 | 5 | -- | -- | -- | 4 |
| | | 25 - 34 | 131 | 16 | -- | 1 | -- | 8 |
| | | 35 - 44 | 174 | 15 | 1 | 1 | -- | 3 |
| | | 45 - 54 | 101 | 9 | 1 | -- | -- | 7 |
| | | 55 - 64 | 72 | 2 | -- | -- | -- | 4 |
| 65 and over | 36 | -- | 1 | -- | -- | 2 | | |
| Human Trafficking, Commercial Sex Acts | Male | 18 - 24 | -- | 1 | -- | -- | -- | |

2024 All Arrests by Offense – Gender, Age & Race

Crimes Against Property

| Group A Offense Arrests | Arrestee Gender | Arrestee Age | White | Black or African American | American Indian or Alaska Native | Asian | Unknown |
|------------------------------|-----------------|--------------|-------|---------------------------|----------------------------------|-------|---------|
| Arson | Female | 10 - 17 | 2 | -- | -- | -- | -- |
| | | 18 - 24 | 4 | -- | -- | -- | -- |
| | | 25 - 34 | 5 | -- | -- | -- | -- |
| | | 35 - 44 | 2 | -- | -- | -- | -- |
| | | 45 - 54 | 3 | -- | -- | -- | 1 |
| | | 65 and over | 2 | -- | -- | -- | -- |
| | Male | 10 - 17 | 21 | -- | -- | -- | -- |
| | | 18 - 24 | 8 | -- | -- | -- | 2 |
| | | 25 - 34 | 7 | 1 | -- | -- | 1 |
| | | 35 - 44 | 6 | -- | -- | -- | -- |
| | | 45 - 54 | 6 | 1 | -- | -- | -- |
| | | 55 - 64 | 3 | -- | -- | -- | -- |
| | 65 and over | 1 | -- | -- | -- | -- | |
| Bribery | Female | 45 - 54 | 1 | -- | -- | -- | -- |
| | Male | 45 - 54 | 1 | -- | -- | -- | -- |
| Burglary/Breaking & Entering | Female | 10 - 17 | 10 | 1 | -- | -- | 2 |
| | | 18 - 24 | 7 | -- | -- | -- | -- |
| | | 25 - 34 | 10 | 1 | -- | -- | -- |
| | | 35 - 44 | 4 | -- | -- | -- | -- |
| | | 45 - 54 | 3 | -- | -- | -- | -- |
| | | 55 - 64 | 2 | -- | -- | -- | -- |
| | Male | 10 - 17 | 64 | 11 | -- | -- | -- |
| | | 18 - 24 | 59 | 5 | -- | -- | 3 |
| | | 25 - 34 | 43 | 2 | -- | -- | 1 |
| | | 35 - 44 | 67 | 5 | -- | -- | 11 |
| | | 45 - 54 | 27 | 2 | 3 | -- | -- |
| | | 55 - 64 | 12 | -- | -- | -- | -- |
| | 65 and over | 2 | 1 | -- | -- | -- | |
| Counterfeiting/Forgery | Female | 18 - 24 | 2 | 1 | -- | -- | -- |
| | | 25 - 34 | 12 | 1 | -- | -- | -- |
| | | 35 - 44 | 6 | -- | -- | -- | -- |
| | | 45 - 54 | 10 | -- | -- | -- | -- |
| | | 55 - 64 | 3 | 1 | -- | -- | -- |
| | | 65 and over | 1 | -- | -- | -- | -- |

2024 All Arrests by Offense – Gender, Age & Race

Crimes Against Property Cont.

| Group A Offense Arrests | Arrestee Gender | Arrestee Age | White | Black or African American | American Indian or Alaska Native | Asian | Unknown |
|--|-----------------|--------------|-------|---------------------------|----------------------------------|-------|---------|
| Counterfeiting/Forgery | Male | 18 - 24 | 7 | 2 | -- | -- | -- |
| | | 25 - 34 | 9 | 2 | -- | -- | 2 |
| | | 35 - 44 | 17 | 7 | -- | -- | -- |
| | | 45 - 54 | 10 | -- | -- | -- | -- |
| | | 55 - 64 | 3 | -- | -- | -- | -- |
| | | 65 and over | 1 | -- | -- | -- | -- |
| Destruction/Damage/Vandalism of Property | Female | 10 - 17 | 28 | 3 | -- | -- | -- |
| | | 18 - 24 | 21 | 6 | -- | -- | 2 |
| | | 25 - 34 | 40 | 3 | -- | -- | 1 |
| | | 35 - 44 | 36 | 2 | 1 | -- | 4 |
| | | 45 - 54 | 17 | -- | 2 | -- | 1 |
| | | 55 - 64 | 9 | -- | -- | -- | 1 |
| | | 65 and over | 4 | -- | -- | -- | -- |
| | Male | Under 10 | 1 | -- | -- | -- | -- |
| | | 10 - 17 | 112 | 11 | -- | 1 | 2 |
| | | 18 - 24 | 105 | 10 | -- | -- | 8 |
| | | 25 - 34 | 121 | 13 | 1 | 2 | 9 |
| | | 35 - 44 | 133 | 11 | -- | 2 | 4 |
| | | 45 - 54 | 67 | 2 | -- | -- | 4 |
| | | 55 - 64 | 29 | 2 | -- | -- | 1 |
| 65 and over | 13 | -- | -- | -- | 1 | | |
| Embezzlement | Female | 18 - 24 | 2 | -- | -- | -- | -- |
| | | 35 - 44 | 1 | -- | -- | -- | -- |
| | Male | 25 - 34 | 1 | -- | -- | -- | -- |
| | | 35 - 44 | 2 | -- | -- | -- | -- |
| Extortion/Blackmail | Female | 35 - 44 | 1 | -- | -- | -- | -- |
| | Male | 25 - 34 | 1 | -- | -- | -- | -- |
| False Pretenses/Swindle/Confidence Game | Female | 18 - 24 | 6 | -- | -- | -- | -- |
| | | 25 - 34 | 8 | 1 | -- | -- | 2 |
| | | 35 - 44 | 19 | -- | -- | -- | -- |
| | | 45 - 54 | 3 | -- | -- | -- | -- |
| | | 55 - 64 | 8 | -- | -- | 2 | -- |
| | | 65 and over | 2 | -- | -- | -- | -- |

2024 All Arrests by Offense – Gender, Age & Race

Crimes Against Property Cont.

| Group A Offense Arrests | Arrestee Gender | Arrestee Age | White | Black or African American | American Indian or Alaska Native | Asian | Unknown |
|---|-----------------|--------------|-------|---------------------------|----------------------------------|-------|---------|
| False Pretenses/Swindle/Confidence Game | Male | 10 - 17 | 4 | -- | -- | -- | -- |
| | | 18 - 24 | 1 | 3 | -- | 2 | -- |
| | | 25 - 34 | 20 | 5 | -- | -- | 1 |
| | | 35 - 44 | 28 | 1 | -- | 2 | 3 |
| | | 45 - 54 | 25 | 1 | -- | 1 | 1 |
| | | 55 - 64 | 14 | -- | -- | -- | 2 |
| | | 65 and over | 6 | -- | -- | -- | 1 |
| Credit Card/Automated Teller Machine Fraud | Female | 10 - 17 | 1 | -- | -- | -- | -- |
| | | 18 - 24 | 2 | 1 | -- | -- | -- |
| | | 25 - 34 | 1 | -- | -- | 1 | -- |
| | | 35 - 44 | 5 | -- | -- | -- | -- |
| | | 45 - 54 | 1 | -- | -- | -- | -- |
| | | 55 - 64 | 1 | -- | -- | -- | -- |
| | Male | 10 - 17 | 1 | -- | -- | 2 | -- |
| | | 18 - 24 | 1 | -- | -- | -- | -- |
| | | 25 - 34 | 10 | 2 | -- | -- | -- |
| | | 35 - 44 | 4 | 1 | -- | -- | -- |
| | | 45 - 54 | 4 | -- | -- | -- | -- |
| | | 55 - 64 | 2 | -- | -- | -- | -- |
| Impersonation | Female | 10 - 17 | -- | -- | -- | -- | 1 |
| | | 35 - 44 | 3 | -- | -- | -- | 1 |
| | Male | 18 - 24 | -- | 1 | -- | -- | -- |
| | | 25 - 34 | 3 | -- | -- | -- | 1 |
| | | 35 - 44 | 5 | -- | -- | -- | -- |
| | | 45 - 54 | 1 | -- | -- | -- | -- |
| | | 55 - 64 | 3 | -- | -- | -- | -- |
| 65 and over | 1 | -- | -- | -- | -- | | |
| Welfare Fraud | Female | 45 - 54 | -- | -- | -- | -- | 1 |
| | Male | 25 - 34 | 1 | -- | -- | -- | -- |
| Wire Fraud | Male | 35 - 44 | -- | -- | -- | -- | 1 |
| | | 45 - 54 | 1 | -- | -- | -- | -- |
| | | 55 - 64 | 1 | -- | -- | -- | -- |
| Identity Theft | Female | 25 - 34 | 1 | -- | -- | -- | 1 |
| | Male | 10 - 17 | 1 | -- | -- | -- | -- |

2024 All Arrests by Offense – Gender, Age & Race

Crimes Against Property Cont.

| Group A Offense Arrests | Arrestee Gender | Arrestee Age | White | Black or African American | American Indian or Alaska Native | Asian | Unknown |
|-------------------------|-----------------|--------------|-------|---------------------------|----------------------------------|-------|---------|
| Robbery | Female | 18 - 24 | 2 | -- | -- | -- | -- |
| | | 25 - 34 | 3 | -- | -- | -- | -- |
| | | 35 - 44 | 3 | -- | -- | -- | -- |
| | | 45 - 54 | 1 | -- | -- | -- | -- |
| | Male | 10 - 17 | 6 | 2 | -- | -- | -- |
| | | 18 - 24 | 6 | 6 | -- | -- | -- |
| | | 25 - 34 | 16 | 8 | -- | -- | -- |
| | | 35 - 44 | 9 | 4 | -- | -- | -- |
| | | 45 - 54 | 3 | 4 | -- | -- | -- |
| | | 65 and over | 1 | -- | -- | -- | -- |
| Pocket-picking | Female | 25 - 34 | 1 | -- | -- | -- | -- |
| | | 35 - 44 | 2 | -- | -- | -- | -- |
| | | 45 - 54 | 1 | -- | -- | -- | -- |
| | Male | 10 - 17 | 1 | -- | -- | -- | -- |
| Purse-snatching | Male | 25 - 34 | 1 | -- | -- | -- | -- |
| | | 35 - 44 | -- | 1 | -- | -- | -- |
| Shoplifting | Female | 10 - 17 | 20 | 11 | -- | -- | -- |
| | | 18 - 24 | 37 | 10 | -- | -- | 1 |
| | | 25 - 34 | 118 | 7 | -- | -- | 3 |
| | | 35 - 44 | 172 | 3 | -- | -- | 2 |
| | | 45 - 54 | 70 | -- | -- | 2 | 2 |
| | | 55 - 64 | 42 | 1 | 1 | 1 | -- |
| | | 65 and over | 10 | 1 | -- | -- | 1 |
| | Male | 10 - 17 | 28 | 10 | -- | -- | -- |
| | | 18 - 24 | 60 | 13 | -- | -- | 5 |
| | | 25 - 34 | 131 | 8 | -- | 2 | 3 |
| | | 35 - 44 | 163 | 6 | 1 | 2 | 2 |
| | | 45 - 54 | 93 | 8 | -- | 1 | 2 |
| | | 55 - 64 | 53 | 6 | -- | 1 | 1 |
| | | 65 and over | 19 | -- | -- | -- | -- |

2024 All Arrests by Offense – Gender, Age & Race

Crimes Against Property Cont.

| Group A Offense Arrests | Arrestee Gender | Arrestee Age | White | Black or African American | American Indian or Alaska Native | Asian | Unknown |
|--|-----------------|--------------|-------|---------------------------|----------------------------------|-------|---------|
| Theft From Building | Female | 10 - 17 | 1 | 1 | -- | -- | -- |
| | | 18 - 24 | 3 | 1 | -- | -- | -- |
| | | 25 - 34 | 5 | -- | -- | -- | -- |
| | | 35 - 44 | 8 | 1 | -- | -- | -- |
| | | 45 - 54 | 4 | -- | -- | -- | -- |
| | Male | 10 - 17 | 5 | 1 | -- | -- | -- |
| | | 18 - 24 | 11 | -- | -- | -- | -- |
| | | 25 - 34 | 5 | 3 | -- | -- | -- |
| | | 35 - 44 | 15 | 1 | -- | -- | -- |
| | | 45 - 54 | 7 | 1 | -- | -- | -- |
| | | 55 - 64 | 4 | -- | -- | -- | 1 |
| | 65 and over | 1 | -- | -- | -- | -- | |
| Theft From Coin Operated Machine or Device | Female | 35 - 44 | 2 | -- | -- | -- | -- |
| | Male | 18 - 24 | 1 | -- | -- | -- | -- |
| | | 35 - 44 | 2 | -- | -- | -- | -- |
| Theft From Motor Vehicle | Female | 10 - 17 | 2 | -- | -- | -- | -- |
| | | 18 - 24 | 2 | -- | -- | -- | -- |
| | | 25 - 34 | 9 | 1 | -- | -- | -- |
| | | 35 - 44 | 11 | -- | -- | -- | -- |
| | | 45 - 54 | 1 | -- | -- | -- | -- |
| | | 55 - 64 | 1 | -- | -- | -- | -- |
| | | 65 and over | 1 | -- | -- | -- | -- |
| | Male | 10 - 17 | 40 | 1 | -- | -- | 1 |
| | | 35 - 44 | 31 | -- | -- | -- | -- |
| | | 25 - 34 | 19 | 2 | -- | -- | -- |
| | | 55 - 64 | 10 | -- | -- | -- | -- |
| | | 18 - 24 | 9 | 1 | -- | -- | -- |
| | | 45 - 54 | 8 | -- | -- | -- | -- |
| | 65 and over | 2 | -- | -- | -- | -- | |
| Theft of Motor Vehicle Parts/Accessories | Male | 18 - 24 | 1 | -- | -- | -- | -- |
| | | 35 - 44 | 3 | -- | -- | -- | -- |
| | | 65 and over | 1 | -- | -- | -- | -- |

2024 All Arrests by Offense – Gender, Age & Race

Crimes Against Property Cont.

| Group A Offense Arrests | Arrestee Gender | Arrestee Age | White | Black or African American | American Indian or Alaska Native | Asian | Unknown |
|-------------------------|-----------------|--------------------------|--------|---------------------------|----------------------------------|-------|---------|
| All Other Larceny | Female | 10 - 17 | 49 | 4 | -- | -- | 1 |
| | | 18 - 24 | 86 | 12 | 3 | -- | 10 |
| | | 25 - 34 | 252 | 8 | 2 | 2 | 10 |
| | | 35 - 44 | 369 | 12 | 5 | 2 | 26 |
| | | 45 - 54 | 143 | 1 | 1 | 2 | 13 |
| | | 55 - 64 | 75 | 2 | -- | -- | 4 |
| | | 65 and over | 39 | 1 | -- | 1 | 2 |
| | Male | 10 - 17 | 112 | 8 | -- | -- | 2 |
| | | 18 - 24 | 130 | 19 | 2 | 3 | 10 |
| | | 25 - 34 | 345 | 30 | 2 | 1 | 20 |
| | | 35 - 44 | 386 | 13 | 2 | 3 | 25 |
| | | 45 - 54 | 253 | 7 | -- | -- | 11 |
| | | 55 - 64 | 93 | 6 | -- | 1 | 5 |
| | | 65 and over | 28 | -- | -- | 1 | 3 |
| Motor Vehicle Theft | Female | 10 - 17 | 13 | 1 | 1 | -- | -- |
| | | 18 - 24 | 6 | -- | -- | -- | -- |
| | | 25 - 34 | 10 | 1 | -- | -- | -- |
| | | 35 - 44 | 15 | -- | -- | -- | 2 |
| | | 45 - 54 | 6 | -- | -- | 1 | -- |
| | Male | 10 - 17 | 46 | 4 | -- | -- | -- |
| | | 18 - 24 | 26 | 3 | -- | 1 | 1 |
| | | 25 - 34 | 38 | -- | -- | -- | 2 |
| | | 35 - 44 | 31 | 1 | -- | -- | 2 |
| | | 45 - 54 | 24 | 1 | -- | -- | 1 |
| | | 55 - 64 | 6 | 1 | -- | 1 | -- |
| | | 65 and over | 1 | -- | -- | -- | -- |
| | | Stolen Property Offenses | Female | 10 - 17 | -- | -- | -- |
| 25 - 34 | 8 | | | 1 | -- | -- | -- |
| 35 - 44 | 6 | | | -- | -- | -- | -- |
| 45 - 54 | 1 | | | 1 | -- | -- | 1 |
| Male | 10 - 17 | | 3 | -- | -- | -- | -- |
| | 18 - 24 | | 5 | 1 | -- | -- | -- |
| | 25 - 34 | | 17 | 1 | -- | -- | -- |
| | 35 - 44 | | 15 | 2 | -- | -- | -- |
| | 45 - 54 | | 13 | -- | -- | -- | -- |
| | 55 - 64 | | 5 | -- | -- | -- | -- |
| | 65 and over | | 1 | -- | -- | -- | -- |

2024 All Arrests by Offense – Gender, Age & Race

Crimes Against Society

| Arrest Offense for A | Arrestee Gender | Arrestee Age | White | Black or African American | American Indian or Alaska Native | Asian | Unknown |
|--|-----------------|--------------|-------|---------------------------|----------------------------------|-------|---------|
| Drug/Narcotic Violations | Female | 10 - 17 | 17 | 1 | -- | 1 | 1 |
| | | 18 - 24 | 60 | 3 | -- | -- | 9 |
| | | 25 - 34 | 244 | 11 | 2 | 1 | 20 |
| | | 35 - 44 | 402 | 7 | 5 | 1 | 18 |
| | | 45 - 54 | 149 | -- | 2 | 4 | 9 |
| | | 55 - 64 | 49 | -- | 1 | 1 | 1 |
| | | 65 and over | 7 | -- | -- | -- | -- |
| | Male | 10 - 17 | 691 | 56 | 6 | 12 | 46 |
| | | 18 - 24 | 410 | 74 | 3 | 9 | 30 |
| | | 25 - 34 | 285 | 18 | 4 | 7 | 27 |
| | | 35 - 44 | 137 | 13 | | 8 | 8 |
| | | 45 - 54 | 82 | 37 | 1 | 2 | 7 |
| | | 55 - 64 | 43 | 6 | -- | -- | -- |
| 65 and over | | 28 | 6 | -- | 4 | 1 | |
| Drug Equipment Violations | Female | 10 - 17 | 3 | -- | -- | -- | -- |
| | | 25 - 34 | 3 | -- | -- | -- | -- |
| | | 35 - 44 | 10 | -- | -- | -- | -- |
| | Male | 10 - 17 | 1 | 2 | -- | -- | -- |
| | | 25 - 34 | 5 | 1 | -- | -- | -- |
| | | 35 - 44 | 5 | -- | -- | -- | -- |
| | | 45 - 54 | 3 | -- | -- | -- | -- |
| | | 55 - 64 | 1 | -- | -- | -- | -- |
| 65 and over | 1 | -- | -- | -- | -- | | |
| Operating/Promoting/Assisting Gambling | Female | 18 - 24 | 1 | -- | -- | -- | -- |
| | | 25 - 34 | 1 | -- | -- | -- | -- |
| | | 35 - 44 | 1 | -- | -- | -- | -- |
| | Male | 18 - 24 | 1 | -- | -- | -- | -- |
| | | 25 - 34 | 3 | 1 | -- | -- | -- |
| Pornography/Obscene Material | Female | 25 - 34 | 1 | -- | -- | -- | 1 |
| | Male | 10 - 17 | 5 | -- | -- | -- | 1 |
| | | 18 - 24 | 12 | -- | -- | -- | 2 |
| | | 25 - 34 | 5 | -- | -- | -- | 4 |
| | | 35 - 44 | 10 | -- | 1 | -- | 1 |
| | | 45 - 54 | 4 | 1 | -- | -- | 2 |
| | | 55 - 64 | 6 | -- | -- | -- | 1 |
| | | 65 and over | 1 | -- | -- | -- | 1 |

2024 All Arrests by Offense – Gender, Age & Race

Crimes Against Society Cont.

| Arrest Offense for A | Arrestee Gender | Arrestee Age | White | Black or African American | American Indian or Alaska Native | Asian | Unknown |
|--|-----------------------|--------------|---------|---------------------------|----------------------------------|-------|---------|
| Prostitution | Male | 25 - 34 | 1 | -- | -- | -- | -- |
| | | 35 - 44 | 1 | -- | -- | -- | -- |
| Assisting or Promoting Prostitution | Male | 25 - 34 | 1 | -- | -- | -- | -- |
| | | 45 - 54 | -- | 1 | -- | -- | -- |
| Weapon Law Violations | Female | 18 - 24 | 2 | -- | -- | -- | -- |
| | | 25 - 34 | 3 | -- | -- | -- | -- |
| | | 35 - 44 | 3 | -- | 1 | -- | -- |
| | | 45 - 54 | 5 | -- | -- | -- | -- |
| | | 55 - 64 | 1 | -- | -- | -- | -- |
| | Male | 10 - 17 | 8 | 6 | -- | -- | -- |
| | | 18 - 24 | 14 | 5 | -- | -- | -- |
| | | 25 - 34 | 28 | 5 | -- | -- | 2 |
| | | 35 - 44 | 44 | 5 | -- | 1 | 2 |
| | | 45 - 54 | 13 | 1 | -- | -- | 4 |
| | | 55 - 64 | 7 | -- | -- | -- | -- |
| | 65 and over | 3 | -- | -- | -- | -- | |
| | Animal Cruelty | Female | 18 - 24 | 3 | -- | -- | -- |
| 25 - 34 | | | 2 | -- | -- | -- | -- |
| 35 - 44 | | | 5 | -- | -- | -- | -- |
| 45 - 54 | | | 1 | -- | -- | 1 | -- |
| Male | | 18 - 24 | -- | 1 | -- | -- | 1 |
| | | 25 - 34 | -- | -- | -- | -- | -- |
| | | 35 - 44 | -- | 1 | -- | -- | -- |
| | | 45 - 54 | 3 | -- | -- | -- | 1 |
| | | 55 - 64 | 1 | -- | -- | -- | -- |

Group B Arrests by Offense – Gender, Age & Race

| Group B Offense Arrests | Arrestee Gender | Arrestee Age | White | Black or African American | American Indian or Alaska Native | Asian | Native Hawaiian or Other Pacific Islander | Unknown |
|--|-----------------|--------------|-------|---------------------------|----------------------------------|-------|---|---------|
| Bad Checks | Female | 25 - 34 | 2 | -- | -- | -- | -- | -- |
| | | 35 - 44 | 3 | -- | -- | -- | -- | -- |
| | | 45 - 54 | 3 | -- | -- | -- | -- | -- |
| | | 55 - 64 | 1 | -- | -- | -- | -- | -- |
| | Male | 25 - 34 | 1 | -- | -- | -- | -- | -- |
| | | 35 - 44 | 2 | -- | -- | -- | -- | -- |
| | | 45 - 54 | 4 | -- | -- | -- | -- | -- |
| | | 55 - 64 | 1 | -- | -- | -- | -- | -- |
| Curfew/Loitering/ Vagrancy Violations | Female | 10 - 17 | 1 | -- | -- | -- | -- | -- |
| | | 35 - 44 | 1 | -- | -- | -- | -- | -- |
| | Male | 10 - 17 | 2 | 1 | -- | -- | -- | -- |
| Disorderly Conduct | Female | 10 - 17 | 16 | 4 | -- | -- | -- | 1 |
| | | 18 - 24 | 25 | 4 | -- | 1 | -- | 1 |
| | | 25 - 34 | 38 | 1 | -- | -- | -- | 1 |
| | | 35 - 44 | 66 | 9 | 1 | -- | -- | 2 |
| | | 45 - 54 | 27 | 2 | -- | -- | -- | 2 |
| | | 55 - 64 | 16 | -- | -- | -- | -- | 2 |
| | | 65 and over | 3 | -- | -- | -- | -- | 2 |
| | Male | 10 - 17 | 37 | 32 | -- | -- | -- | 3 |
| | | 18 - 24 | 64 | 15 | -- | 2 | -- | 7 |
| | | 25 - 34 | 124 | 23 | -- | 1 | -- | 6 |
| | | 35 - 44 | 132 | 19 | -- | 2 | -- | 11 |
| | | 45 - 54 | 95 | 11 | -- | -- | -- | 6 |
| | | 55 - 64 | 54 | 1 | 1 | -- | -- | 3 |
| 65 and over | 20 | -- | -- | -- | -- | 1 | | |
| Driving Under the Influence | Female | 10 - 17 | 4 | -- | -- | -- | -- | |
| | | 18 - 24 | 134 | 14 | 2 | 2 | -- | 19 |
| | | 25 - 34 | 288 | 20 | 3 | -- | -- | 29 |
| | | 35 - 44 | 284 | 7 | 2 | -- | 1 | 24 |
| | | 45 - 54 | 179 | 5 | 1 | 1 | -- | 26 |
| | | 55 - 64 | 102 | 1 | -- | -- | -- | 11 |
| | | 65 and over | 45 | -- | -- | -- | -- | 5 |
| | Male | 10 - 17 | 21 | 1 | -- | -- | -- | 2 |
| | | 18 - 24 | 397 | 45 | 1 | 4 | -- | 56 |
| | | 25 - 34 | 673 | 84 | 4 | 7 | 1 | 77 |
| | | 35 - 44 | 578 | 57 | -- | 4 | 1 | 50 |
| | | 45 - 54 | 371 | 27 | 4 | 6 | -- | 23 |
| | | 55 - 64 | 305 | 14 | 1 | 4 | -- | 35 |
| | | 65 and over | 153 | 1 | -- | 1 | -- | 22 |

Group B Arrests by Offense – Gender, Age & Race Cont.

| Group B Offense Arrests | Arrestee Gender | Arrestee Age | White | Black or African American | American Indian or Alaska Native | Asian | Native Hawaiian or Other Pacific Islander | Unknown |
|------------------------------|-----------------|--------------|-------|---------------------------|----------------------------------|-------|---|---------|
| Drunkenness | Male | 18 - 24 | 2 | -- | -- | -- | -- | -- |
| | | 25 - 34 | 1 | -- | -- | -- | -- | -- |
| | | 35 - 44 | 1 | -- | -- | -- | -- | -- |
| Family Offenses (Nonviolent) | Female | 18 - 24 | 6 | -- | -- | -- | -- | 1 |
| | | 25 - 34 | 13 | 2 | -- | -- | -- | -- |
| | | 35 - 44 | 17 | 2 | 1 | -- | -- | 2 |
| | | 45 - 54 | 2 | -- | -- | -- | -- | -- |
| | | 65 and over | 1 | -- | -- | -- | -- | -- |
| | Male | 18 - 24 | 9 | 1 | -- | -- | -- | -- |
| | | 25 - 34 | 15 | 3 | -- | 1 | -- | 1 |
| | | 35 - 44 | 21 | 1 | -- | -- | -- | -- |
| | | 45 - 54 | 7 | 3 | -- | -- | -- | -- |
| | | 55 - 64 | 4 | -- | -- | -- | -- | -- |
| | | 65 and over | 1 | -- | -- | -- | -- | -- |
| Liquor Law Violations | Female | 10 - 17 | 85 | 4 | -- | -- | -- | 2 |
| | | 18 - 24 | 74 | 2 | -- | -- | -- | 4 |
| | | 25 - 34 | 14 | -- | -- | -- | -- | -- |
| | | 35 - 44 | 10 | 4 | -- | -- | -- | -- |
| | | 45 - 54 | 3 | 1 | -- | 1 | -- | -- |
| | | 65 and over | 1 | -- | -- | -- | -- | -- |
| | Male | 10 - 17 | 91 | 5 | -- | -- | -- | -- |
| | | 18 - 24 | 192 | 8 | -- | 2 | -- | 9 |
| | | 25 - 34 | 13 | 5 | -- | -- | -- | -- |
| | | 35 - 44 | 22 | 7 | -- | -- | -- | -- |
| | | 45 - 54 | 21 | 2 | -- | -- | -- | -- |
| | | 55 - 64 | 17 | 2 | -- | -- | -- | -- |
| | | 65 and over | 1 | -- | -- | -- | -- | 1 |
| Trespass of Real Property | Female | 10 - 17 | 8 | -- | -- | -- | -- | -- |
| | | 18 - 24 | 37 | 4 | -- | 1 | -- | -- |
| | | 25 - 34 | 74 | 15 | -- | -- | -- | 4 |
| | | 35 - 44 | 148 | 6 | 4 | 5 | -- | 4 |
| | | 45 - 54 | 71 | 1 | 1 | 1 | -- | 2 |
| | | 55 - 64 | 32 | -- | 2 | 1 | -- | 2 |
| | | 65 and over | 9 | -- | -- | 3 | -- | -- |

Group B Arrests by Offense – Gender, Age & Race Cont.

| Group B Offense Arrests | Arrestee Gender | Arrestee Age | White | Black or African American | American Indian or Alaska Native | Asian | Native Hawaiian or Other Pacific Islander | Unknown |
|---------------------------|-----------------|--------------|-------|---------------------------|----------------------------------|-------|---|---------|
| Trespass of Real Property | Male | 35 - 44 | 191 | 26 | 1 | 1 | -- | 2 |
| | | 10 - 17 | 46 | 8 | -- | -- | -- | -- |
| | | 18 - 24 | 65 | 12 | 1 | -- | -- | 3 |
| | | 25 - 34 | 186 | 37 | 2 | -- | -- | 7 |
| | | 45 - 54 | 152 | 13 | -- | 1 | -- | 5 |
| | | 55 - 64 | 94 | 4 | -- | 1 | -- | 4 |
| | | 65 and over | 55 | -- | -- | -- | -- | 3 |
| All Other Offenses | Female | 10 - 17 | 59 | 4 | -- | 1 | -- | 1 |
| | | 18 - 24 | 284 | 26 | -- | 5 | -- | 15 |
| | | 25 - 34 | 778 | 59 | 3 | 5 | -- | 25 |
| | | 35 - 44 | 931 | 23 | 5 | 3 | -- | 39 |
| | | 45 - 54 | 397 | 20 | -- | 6 | -- | 15 |
| | | 55 - 64 | 158 | 3 | 2 | 1 | -- | 5 |
| | | 65 and over | 40 | -- | -- | 7 | -- | -- |
| | Male | Under 10 | 1 | -- | -- | -- | -- | -- |
| | | 10 - 17 | 125 | 28 | -- | 2 | -- | 1 |
| | | 18 - 24 | 706 | 145 | -- | 6 | 1 | 63 |
| | | 25 - 34 | 1,657 | 239 | 3 | 10 | 3 | 91 |
| | | 35 - 44 | 2,034 | 207 | 5 | 11 | 4 | 86 |
| | | 45 - 54 | 1,123 | 63 | 4 | 2 | 1 | 55 |
| | | 55 - 64 | 532 | 30 | 3 | 3 | -- | 27 |
| 65 and over | 223 | 9 | -- | 4 | -- | 11 | | |

2024 Group A & B Arrests by Month

| Arrest Offense for A and B Arrests | Jan | Feb | Mar | Apr | May | Jun | Jul | Aug | Sep | Oct | Nov | Dec |
|---|------------|------------|------------|------------|------------|------------|------------|------------|------------|------------|------------|------------|
| Crimes Against Person | 385 | 368 | 420 | 408 | 450 | 449 | 453 | 443 | 425 | 444 | 393 | 393 |
| Murder and Nonnegligent Manslaughter | 1 | 1 | 2 | -- | 2 | -- | 3 | -- | 2 | 1 | -- | 1 |
| Negligent Manslaughter | 1 | -- | -- | 2 | 1 | 2 | 2 | -- | 1 | -- | -- | -- |
| Kidnapping/Abduction | 5 | -- | 2 | 3 | 2 | -- | 2 | -- | 1 | 2 | 3 | 1 |
| All Rape | 7 | 6 | 8 | 5 | 7 | 6 | 5 | 4 | 5 | 5 | -- | 2 |
| Criminal Sexual Contact | 12 | 6 | 7 | 6 | 7 | 1 | 5 | 4 | 2 | 2 | 6 | 3 |
| Incest | -- | -- | -- | -- | 2 | -- | -- | -- | -- | 1 | -- | -- |
| Statutory Rape | 3 | -- | 1 | 2 | -- | 2 | 1 | -- | -- | -- | 2 | 1 |
| Aggravated Assault | 36 | 37 | 45 | 39 | 44 | 49 | 55 | 45 | 42 | 47 | 33 | 48 |
| Simple Assault | 256 | 238 | 285 | 289 | 319 | 296 | 308 | 309 | 290 | 313 | 274 | 271 |
| Intimidation | 63 | 80 | 70 | 62 | 66 | 93 | 72 | 81 | 82 | 73 | 75 | 66 |
| Human Trafficking, Commercial Sex Acts | 1 | -- | -- | -- | -- | -- | -- | -- | -- | -- | -- | -- |
| Crimes Against Property | 488 | 459 | 484 | 497 | 539 | 503 | 575 | 551 | 520 | 568 | 495 | 389 |
| Arson | 4 | 6 | -- | 21 | 8 | 9 | 5 | -- | 4 | 10 | 8 | 1 |
| Bribery | -- | -- | -- | 1 | 1 | -- | -- | -- | -- | -- | -- | -- |
| Burglary/Breaking & Entering | 38 | 15 | 26 | 23 | 33 | 16 | 50 | 39 | 47 | 27 | 23 | 21 |
| Counterfeiting/Forgery | 12 | 15 | 9 | 7 | 7 | 7 | 8 | 8 | 3 | 4 | 8 | 9 |
| Destruction/Damage/ Vandalism of Property | 62 | 60 | 66 | 58 | 84 | 63 | 78 | 79 | 81 | 93 | 71 | 51 |
| Embezzlement | 1 | -- | -- | 2 | -- | -- | 2 | 1 | -- | -- | -- | -- |

2024 Group A & B Arrests by Month Cont.

| Arrest Offense for A and B Arrests | Jan | Feb | Mar | Apr | May | Jun | Jul | Aug | Sep | Oct | Nov | Dec |
|--|-----|-----|-----|-----|-----|-----|-----|-----|-----|-----|-----|-----|
| Extortion/Blackmail | -- | -- | -- | 2 | -- | -- | -- | -- | -- | -- | -- | -- |
| False Pretenses /Swindle/Confidence Game | 19 | 14 | 10 | 13 | 16 | 13 | 16 | 15 | 7 | 15 | 18 | 16 |
| Credit Card/Automated Teller Machine Fraud | 2 | 4 | 5 | 1 | 2 | 5 | 4 | 5 | 4 | 5 | 2 | 1 |
| Impersonation | -- | -- | 2 | 2 | 3 | 1 | 4 | 1 | 1 | 2 | 3 | 1 |
| Welfare Fraud | -- | -- | 2 | -- | -- | -- | -- | -- | -- | -- | -- | -- |
| Wire Fraud | -- | -- | -- | 1 | 1 | -- | -- | -- | -- | -- | -- | 1 |
| Identity Theft | 1 | -- | -- | -- | -- | -- | 1 | 1 | -- | -- | -- | -- |
| Robbery | 6 | 4 | 6 | 5 | 4 | 17 | 4 | 9 | 5 | 4 | 3 | 7 |
| Pocket-picking | -- | -- | -- | -- | 1 | 1 | -- | -- | 3 | -- | -- | -- |
| Purse-snatching | 1 | -- | -- | -- | 1 | -- | -- | -- | -- | -- | -- | -- |
| Shoplifting | 92 | 102 | 95 | 90 | 101 | 90 | 96 | 78 | 90 | 101 | 122 | 76 |
| Theft From Building | 4 | 1 | 7 | 4 | 6 | 7 | 8 | 11 | 9 | 11 | 3 | 8 |
| Theft From Coin Operated Machine or Device | 2 | -- | -- | -- | -- | 1 | -- | -- | 1 | -- | -- | 1 |
| Theft From Motor Vehicle | 13 | 11 | 5 | 8 | 6 | 19 | 8 | 14 | 17 | 35 | 9 | 7 |
| Theft of Motor Vehicle Parts/Accessories | -- | 1 | -- | 1 | -- | -- | 1 | -- | -- | 1 | -- | 1 |
| All Other Larceny | 204 | 208 | 229 | 237 | 239 | 224 | 251 | 257 | 219 | 225 | 196 | 169 |
| Motor Vehicle Theft | 26 | 14 | 15 | 18 | 14 | 24 | 25 | 21 | 26 | 27 | 23 | 13 |
| Stolen Property Offenses | 1 | 4 | 7 | 3 | 12 | 6 | 14 | 12 | 3 | 8 | 6 | 6 |

2024 Group A & B Arrests by Month Cont.

| Arrest Offense for A and B Arrests | Jan | Feb | Mar | Apr | May | Jun | Jul | Aug | Sep | Oct | Nov | Dec |
|--|--------------|--------------|--------------|--------------|--------------|--------------|--------------|--------------|--------------|--------------|--------------|--------------|
| Crimes Against Society | 280 | 274 | 271 | 312 | 312 | 289 | 305 | 266 | 306 | 285 | 242 | 240 |
| Drug/Narcotic Violations | 263 | 246 | 251 | 286 | 286 | 262 | 286 | 241 | 271 | 255 | 223 | 219 |
| Drug Equipment Violations | 1 | 2 | 1 | 5 | 3 | 3 | 3 | 6 | 4 | 4 | -- | 3 |
| Operating/Promoting/Assisting Gambling | -- | -- | 2 | -- | 3 | 1 | 1 | -- | -- | -- | 1 | -- |
| Pornography/Obscene Material | 4 | 6 | 4 | 8 | 4 | 6 | 5 | 7 | 6 | 4 | 4 | 1 |
| Prostitution | -- | -- | -- | -- | -- | -- | -- | 2 | -- | -- | -- | -- |
| Assisting or Promoting Prostitution | -- | -- | -- | -- | -- | -- | -- | -- | 1 | -- | 1 | -- |
| Weapon Law Violations | 10 | 20 | 13 | 10 | 14 | 14 | 10 | 9 | 16 | 20 | 13 | 14 |
| Animal Cruelty | 2 | -- | -- | 3 | 2 | 3 | -- | 1 | 8 | 2 | -- | 3 |
| Group B Offenses | 1,362 | 1,447 | 1,549 | 1,531 | 1,616 | 1,602 | 1,559 | 1,549 | 1,503 | 1,370 | 1,311 | 1,275 |
| Bad Checks | 1 | 2 | 2 | 1 | 1 | -- | 4 | -- | 2 | 2 | 1 | 1 |
| Curfew/Loitering/Vagrancy Violations | -- | -- | -- | -- | -- | 1 | 2 | 1 | 1 | -- | -- | -- |
| Disorderly Conduct | 49 | 83 | 76 | 87 | 71 | 97 | 76 | 75 | 102 | 53 | 83 | 42 |
| Driving Under the Influence | 346 | 327 | 418 | 357 | 345 | 410 | 353 | 385 | 320 | 336 | 304 | 338 |
| Drunkenness | -- | 1 | -- | 1 | 1 | 1 | -- | -- | -- | -- | -- | -- |
| Family Offenses (Nonviolent) | 10 | 14 | 7 | 5 | 8 | 10 | 14 | 14 | 10 | 8 | 7 | 7 |
| Liquor Law Violations | 26 | 57 | 30 | 88 | 57 | 82 | 50 | 74 | 50 | 23 | 48 | 23 |
| Trespass of Real Property | 93 | 90 | 101 | 132 | 128 | 127 | 131 | 122 | 136 | 105 | 96 | 94 |
| All Other Offenses | 837 | 873 | 915 | 860 | 1,005 | 874 | 929 | 878 | 882 | 843 | 772 | 770 |

2024 Group A & B Arrests by County

| Arrest Offense for A and B Arrests by County | Number of Arrestees |
|--|---------------------|
| Androscoggin | 3,865 |
| Aroostook | 1,272 |
| Cumberland | 6,476 |
| Franklin | 796 |
| Hancock | 819 |
| Kennebec | 3,118 |
| Knox | 823 |
| Lincoln | 866 |
| Oxford | 1,239 |
| Penobscot | 3,396 |
| Piscataquis | 182 |
| Sagadahoc | 511 |
| Somerset | 1,432 |
| Waldo | 214 |
| Washington | 624 |
| York | 4,149 |
| Statewide Organizations | 2,373 |

HATE CRIME

Hate Bias

The reported number of hate crime incidents in Maine in 2024 was 43. These incidents involved 49 victims with 41 offenders and resulted in a total of 50 offenses.

Commencing in 1992, law enforcement officers are to report hate crimes as a supplementary report to the UCR program. Under Title 25 sec. 1544, hate crimes are defined as those that “manifest evidence of prejudice based on race, religion, sexual orientation, or ethnicity ...”. On June 26, 1997, disability bias was added to the definition of hate crime, creating two new categories: Anti-Mental Disability and Anti-Physical Disability.

Two new categories are added to Hate Crime Motivation: Gender and Gender Identity. There have also been numerous other additions to Bias Types. Maine’s hate crimes are further reported to the FBI as part of the federal Hate Crimes Statistics Act.

Hate Crime Bias Categories:

Race /Ethnicity/ Ancestry

- *Anti-American Indian or Alaska Native
- *Anti-Asian
- *Anti-Black or African
- *Anti-Multiple Races Group
- *Anti-Native Hawaiian or Other Pacific Islander
- *Anti-Other Race/Ethnicity/Ancestry
- *Anti-White
- *Anti-Arab
- *Anti-Hispanic or Latino

Sexual Orientation

- *Anti-Gay (Male)
- *Anti-Lesbian, Gay, Bisexual, or Transgender (Mixed Group)
- *Anti-Bisexual
- *Anti-Heterosexual

Disability

- *Anti-Mental Disability
- *Anti-Physical Disability

Religion

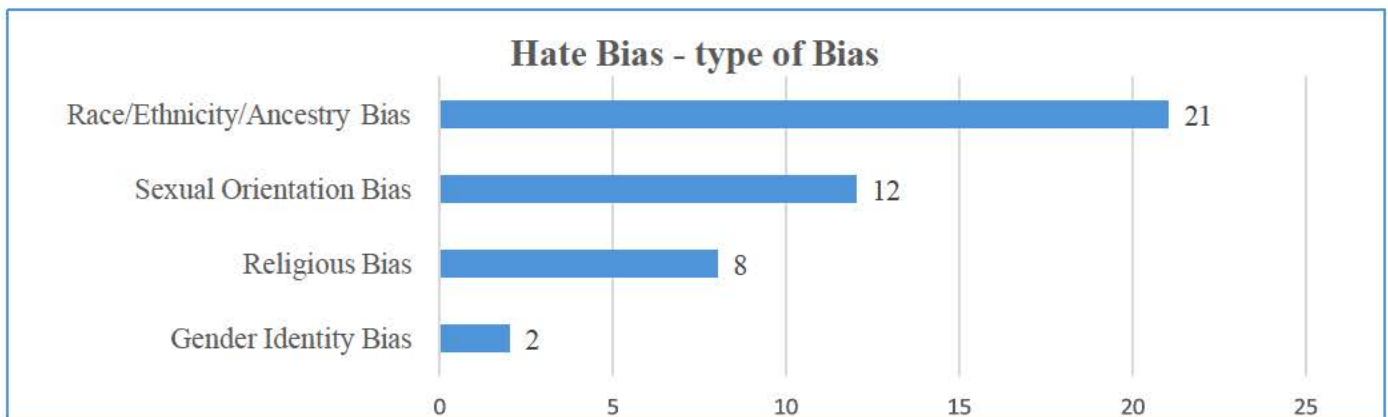
- *Anti-Buddhist
- *Anti-Catholic
- *Anti-Eastern Orthodox (Russian, Greek, Other)
- *Anti-Hindu
- *Anti-Islamic (Muslim)
- *Anti-Jehovah’s Witness
- *Anti-Jewish
- *Anti-Multiple Religions Group
- *Anti-Other Christian
- *Anti-Other Religion
- *Anti-Protestant
- *Anti-Sikh
- *Anti-Atheism/Agnosticism
- *Anti-Church of Jesus Christ

Gender

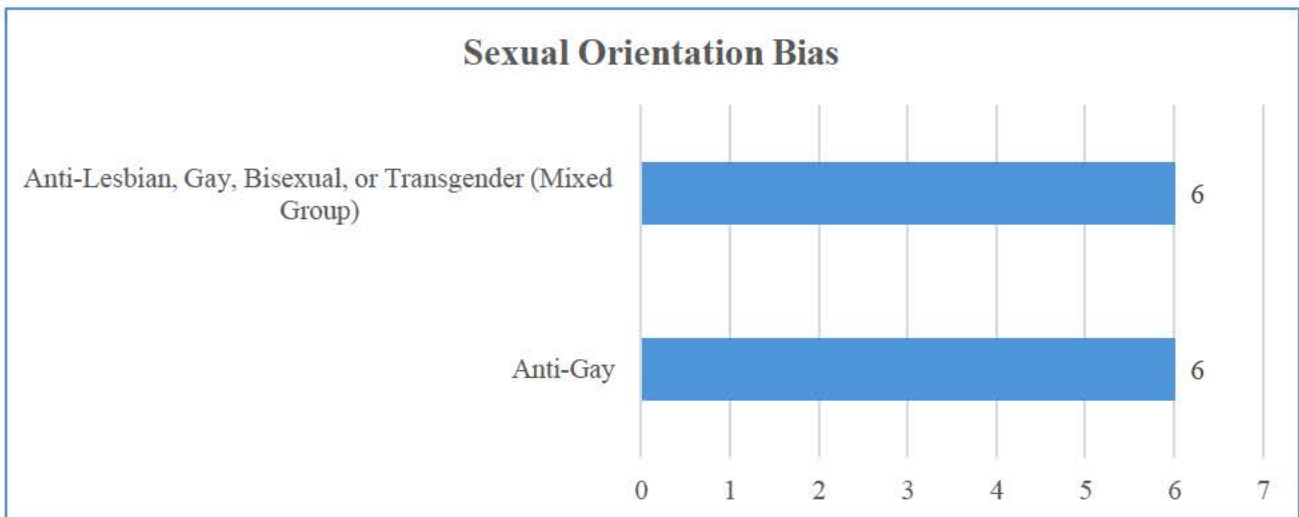
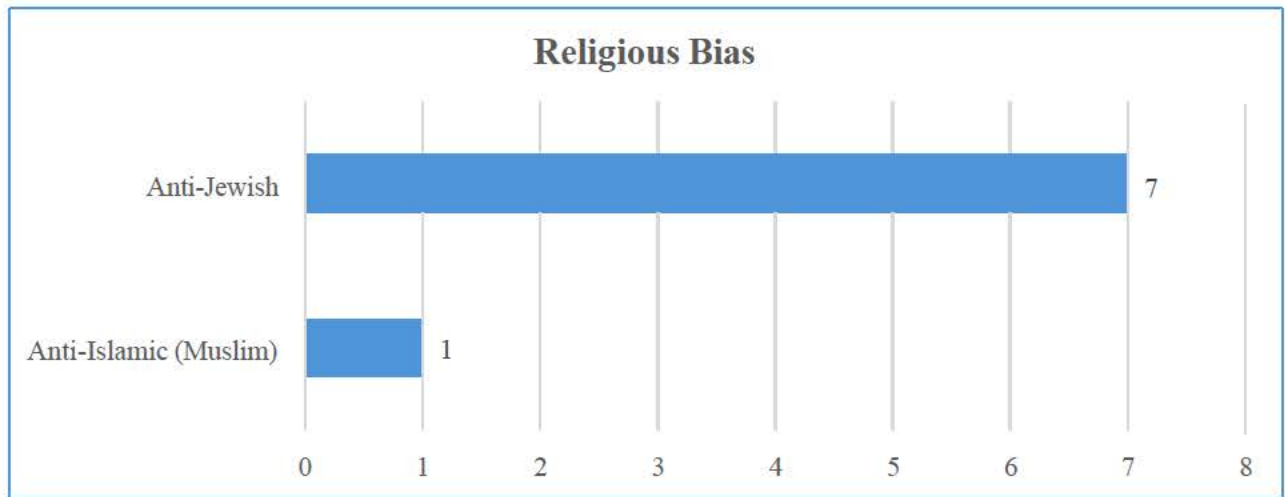
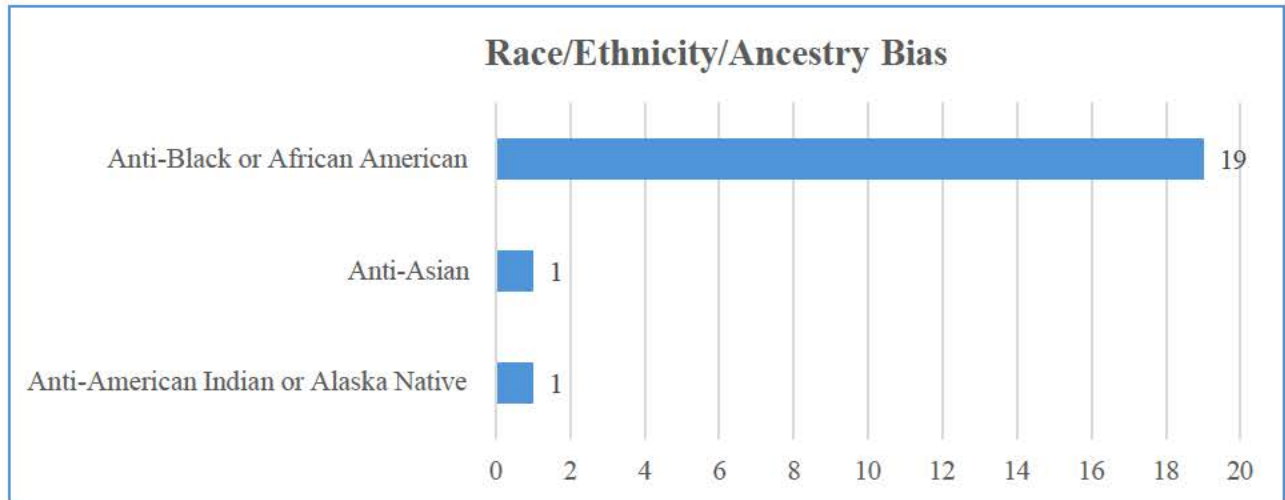
- *Anti-Male
- *Anti-Female

Gender Identity Bias

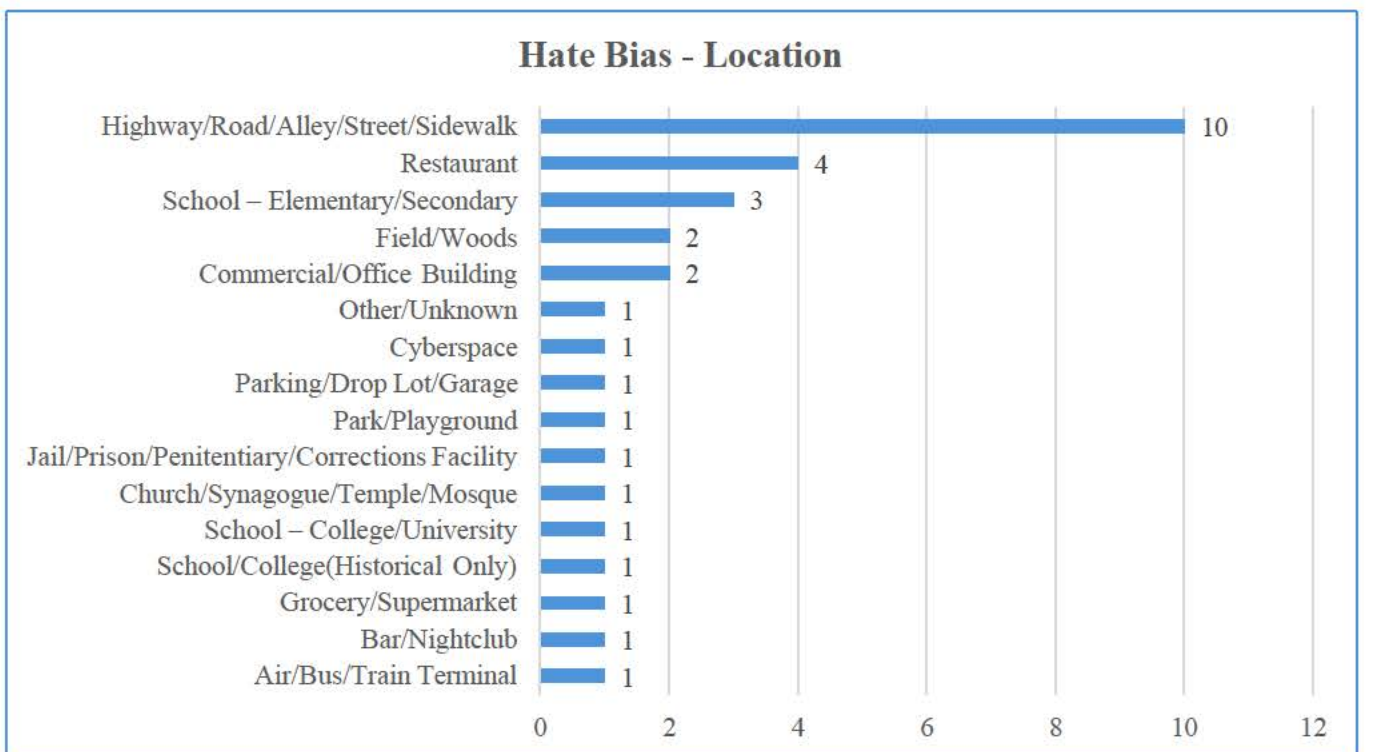
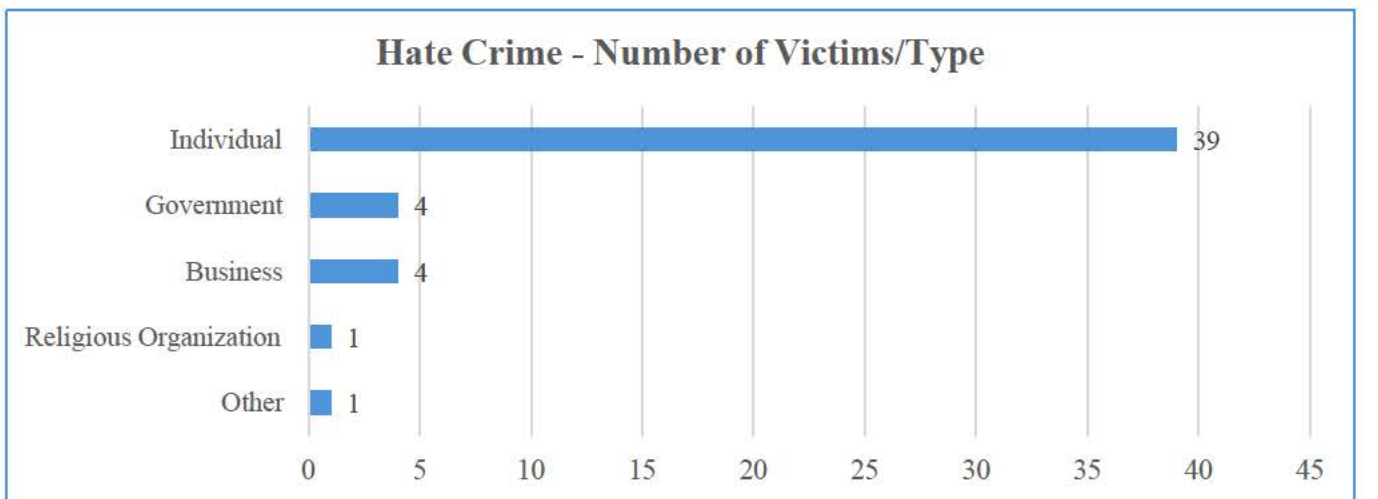
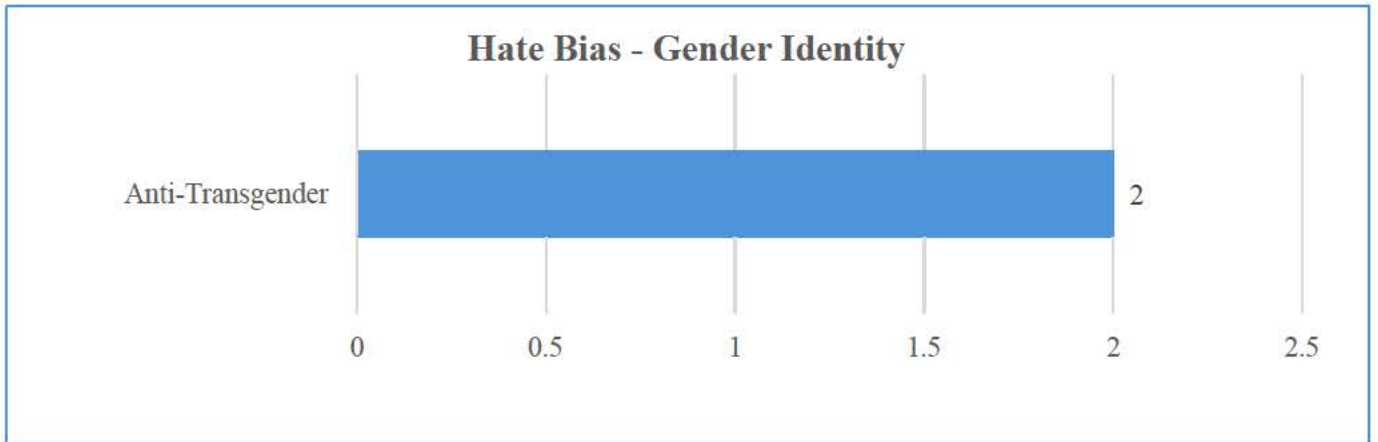
- *Anti-Gender Nonconforming
- *Anti-Transgender



Hate Bias



Hate Bias



Hate Bias

| Offense Type | Bias Motivation | # of Incidents Reported |
|--|---|-------------------------|
| Simple Assault | Anti-Black or African American | 3 |
| | Anti-Asian | 1 |
| | Anti-Gay | 3 |
| | Anti-Lesbian, Gay, Bisexual, or Transgender (Mixed Group) | 1 |
| | Anti-Transgender | 3 |
| Intimidation | Anti-Black or African American | 16 |
| | Anti-American Indian or Alaska Native | 1 |
| | Anti-Asian | 2 |
| | Anti-Jewish | 1 |
| | Anti-Islamic (Muslim) | 1 |
| | Anti-Gay | 3 |
| | Anti-Lesbian, Gay, Bisexual, or Transgender (Mixed Group) | 2 |
| Destruction/Damage/Vandalism of Property | Anti-Black or African American | 2 |
| | Anti-Jewish | 6 |
| | Anti-Gay | 1 |
| | Anti-Lesbian, Gay, Bisexual, or Transgender (Mixed Group) | 2 |
| All Other Larceny | Anti-Lesbian, Gay, Bisexual, or Transgender (Mixed Group) | 2 |

Hate Bias

| Victim Gender | Victim Age | White | Black or African American | American Indian or Alaska Native | Asian | Native Hawaiian or Other Pacific | Unknown |
|------------------------|---------------------|--------------|----------------------------------|---|--------------|--|----------------|
| Female | Under 10 | -- | -- | 1 | 1 | -- | -- |
| | 10 - 17 | 4 | -- | -- | -- | -- | -- |
| | 18 - 24 | 1 | 1 | -- | -- | -- | -- |
| | 25 - 34 | 1 | 2 | -- | -- | -- | -- |
| | 35 - 44 | -- | 1 | -- | -- | -- | -- |
| | 45 - 54 | -- | 1 | -- | -- | -- | -- |
| | 55 - 64 | 1 | -- | -- | -- | -- | -- |
| | 65 and over | 1 | -- | -- | -- | -- | -- |
| Male | Under 10 | -- | -- | -- | -- | -- | -- |
| | 10 - 17 | 3 | 2 | -- | -- | -- | -- |
| | 18 - 24 | 1 | 3 | -- | -- | -- | -- |
| | 25 - 34 | 5 | 1 | -- | -- | -- | -- |
| | 35 - 44 | 1 | -- | -- | 1 | -- | 1 |
| | 45 - 54 | 2 | -- | -- | -- | -- | -- |
| | 55 - 64 | 2 | -- | -- | -- | -- | -- |
| | 65 and over | 1 | -- | 1 | -- | -- | -- |
| Offender Gender | Offender Age | White | Black or African American | American Indian or Alaska Native | Asian | Native Hawaiian or Other Pacific Islander | Unknown |
| Female | Under 10 | -- | -- | -- | -- | -- | -- |
| | 10 - 17 | 2 | -- | -- | -- | -- | -- |
| | 18 - 24 | -- | -- | -- | -- | -- | -- |
| | 25 - 34 | -- | -- | -- | -- | -- | -- |
| | 35 - 44 | -- | -- | -- | -- | -- | -- |
| | 45 - 54 | 1 | -- | -- | -- | -- | -- |
| | 55 - 64 | 3 | -- | -- | -- | -- | -- |
| | 65 and over | 1 | -- | -- | -- | -- | -- |
| Male | Under 10 | -- | -- | -- | -- | -- | -- |
| | 10 - 17 | 10 | -- | -- | -- | -- | -- |
| | 18 - 24 | 2 | -- | -- | -- | -- | -- |
| | 25 - 34 | 3 | -- | -- | -- | -- | -- |
| | 35 - 44 | 3 | -- | 1 | -- | -- | -- |
| | 45 - 54 | 3 | -- | -- | -- | -- | -- |
| | 55 - 64 | 1 | -- | -- | -- | -- | -- |
| | 65 and over | 3 | -- | -- | -- | -- | 1 |

Hate Bias

| Reporting Agency | # of Hate Crimes Reported |
|-------------------|---------------------------|
| Lewiston PD | 2 |
| Presque Isle PD | 1 |
| Cape Elizabeth PD | 1 |
| Cumberland SO | 2 |
| Freeport PD | 2 |
| USM - Gorham | 1 |
| Westbrook PD | 1 |
| Windham PD | 1 |
| Bar Harbor PD | 3 |
| Bucksport PD | 1 |
| Ellsworth PD | 1 |
| Knox SO | 1 |
| Rockland PD | 2 |
| Thomaston PD | 1 |
| Paris PD | 1 |

| Reporting Agency | # of Hate Crimes Reported |
|----------------------|---------------------------|
| Bangor PD | 3 |
| Old Town PD | 2 |
| Penobscot SO | 3 |
| Bath PD | 2 |
| Topsham PD | 1 |
| Skowhegan PD | 1 |
| Somerset SO | 1 |
| Waldo SO | 1 |
| Washington SO | 2 |
| Kennebunk PD | 1 |
| Kennebunkport PD | 1 |
| Old Orchard Beach PD | 1 |
| York PD | 1 |
| Maine State Police | 2 |
| | |

Hate Bias

| County: | # of Reported Hate Crimes |
|-------------------------|----------------------------------|
| Androscoggin | 2 |
| Aroostook | 1 |
| Cumberland | 8 |
| Franklin | -- |
| Hancock | 5 |
| Kennebec | -- |
| Knox | 4 |
| Lincoln | -- |
| Oxford | 1 |
| Penobscot | 8 |
| Piscataquis | -- |
| Sagadahoc | 3 |
| Somerset | 2 |
| Waldo | 1 |
| Washington | 2 |
| York | 4 |
| Statewide Organizations | 2 |

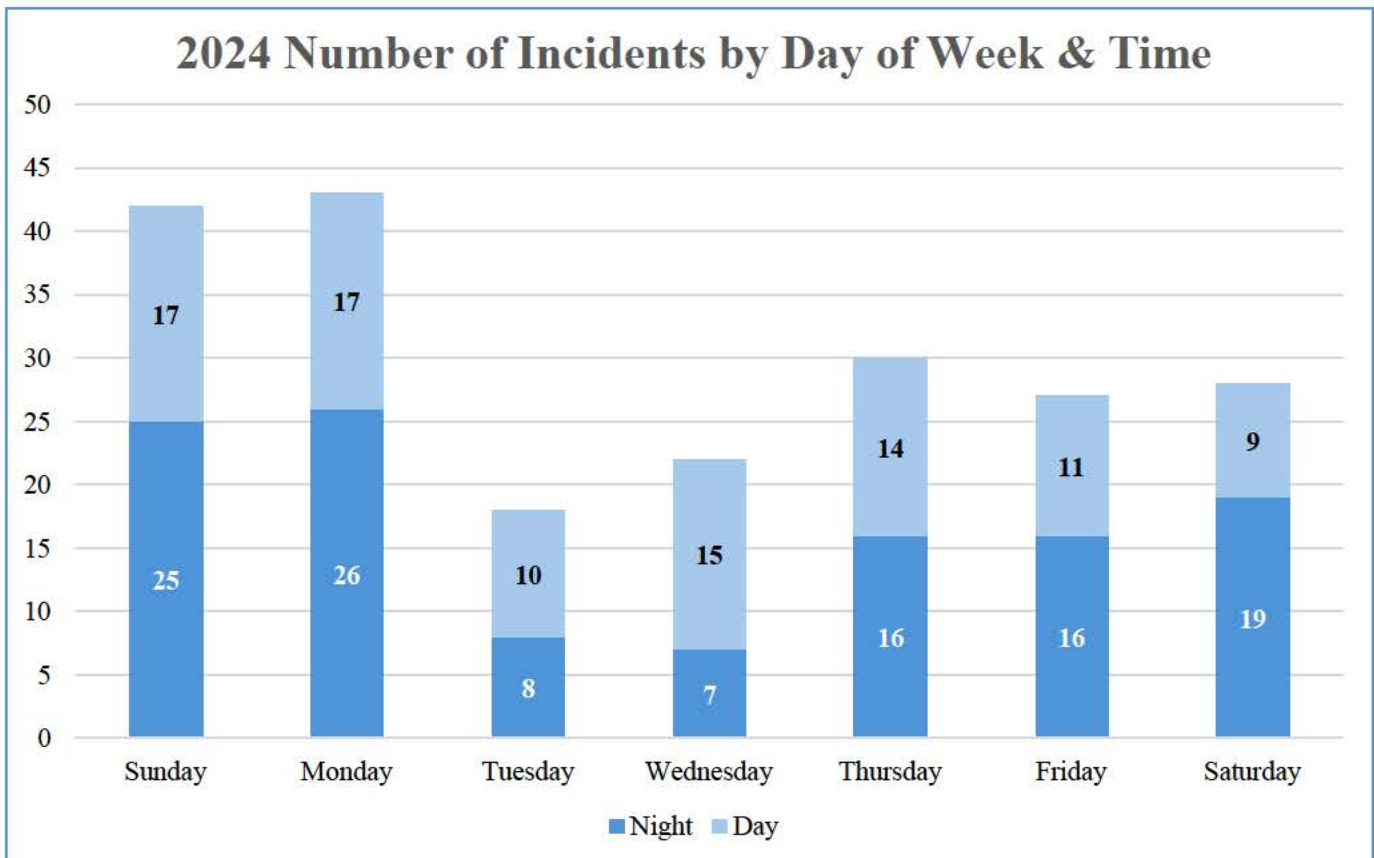
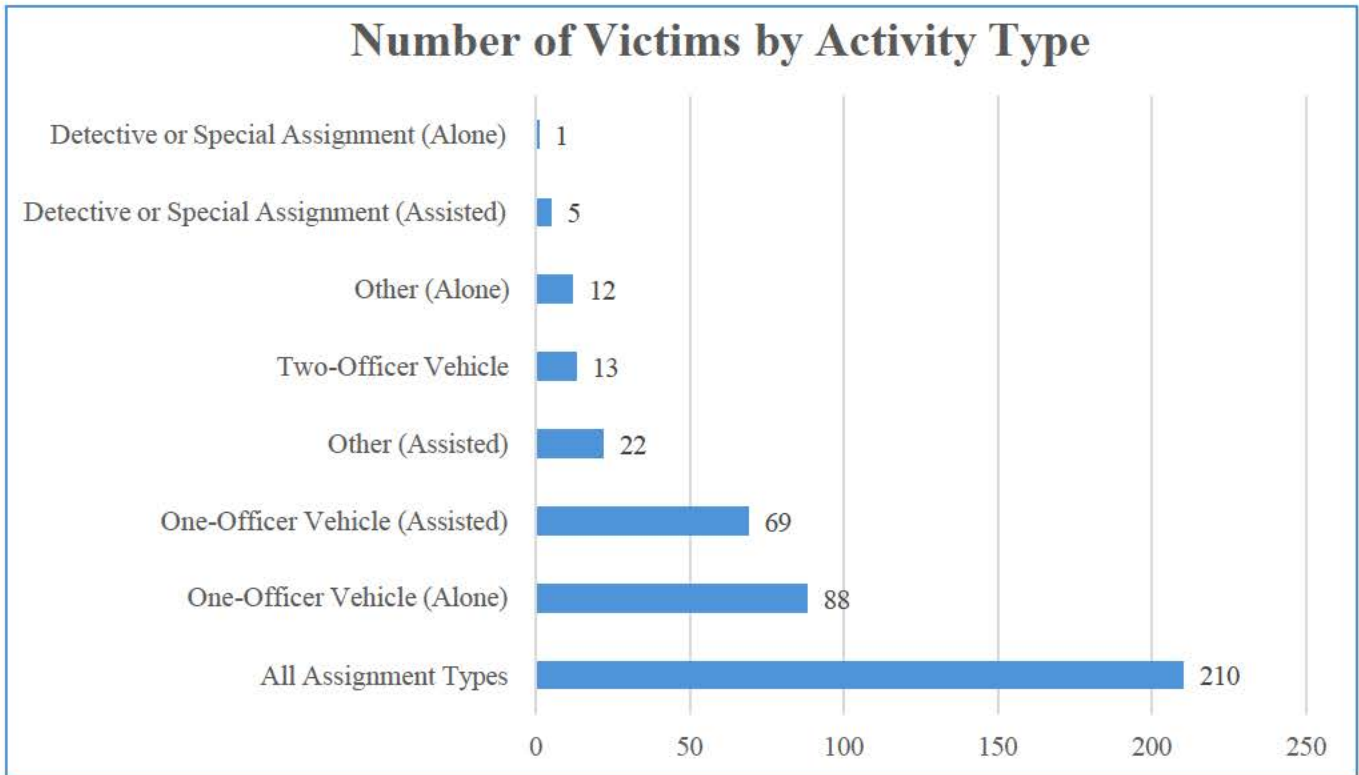
Law Enforcement Officers Killed and Assaulted

Law Enforcement Officers Killed or Assaulted

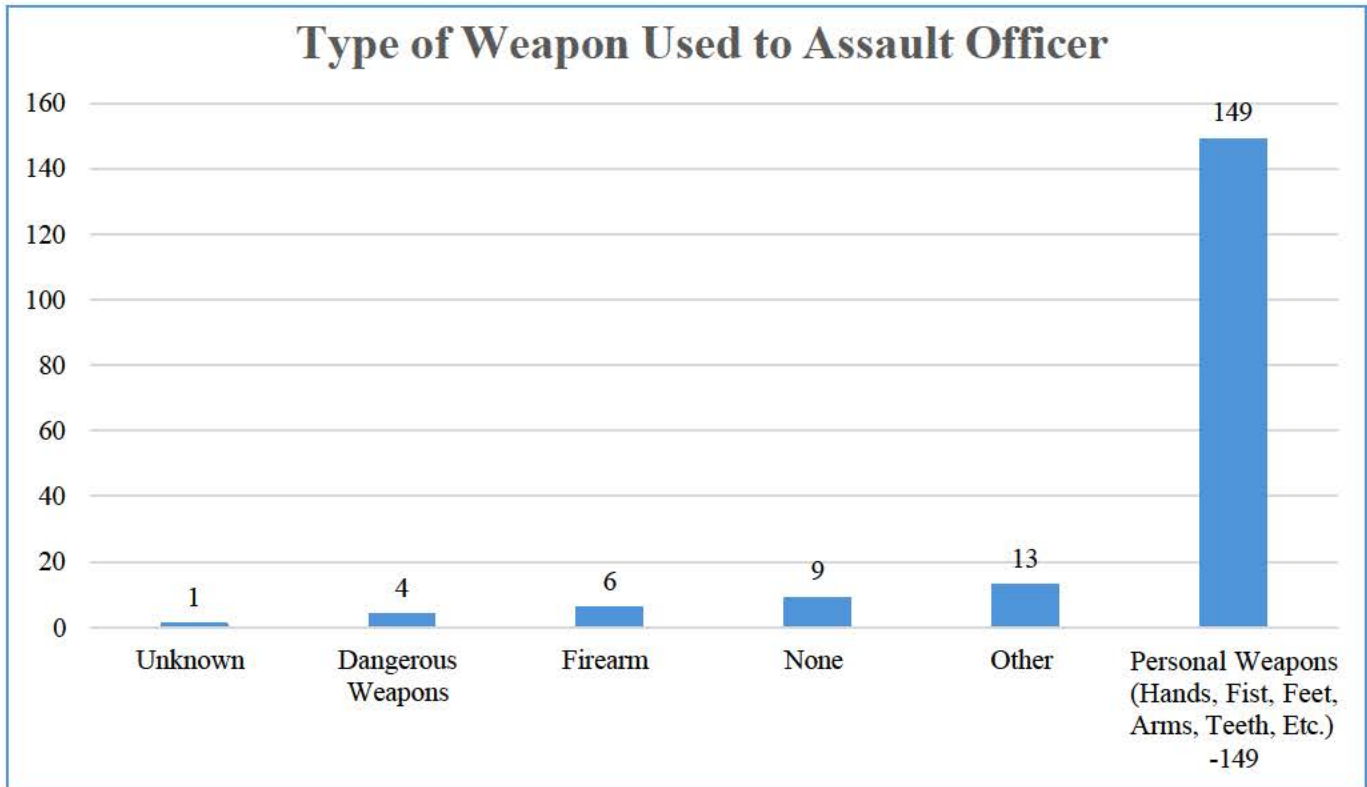
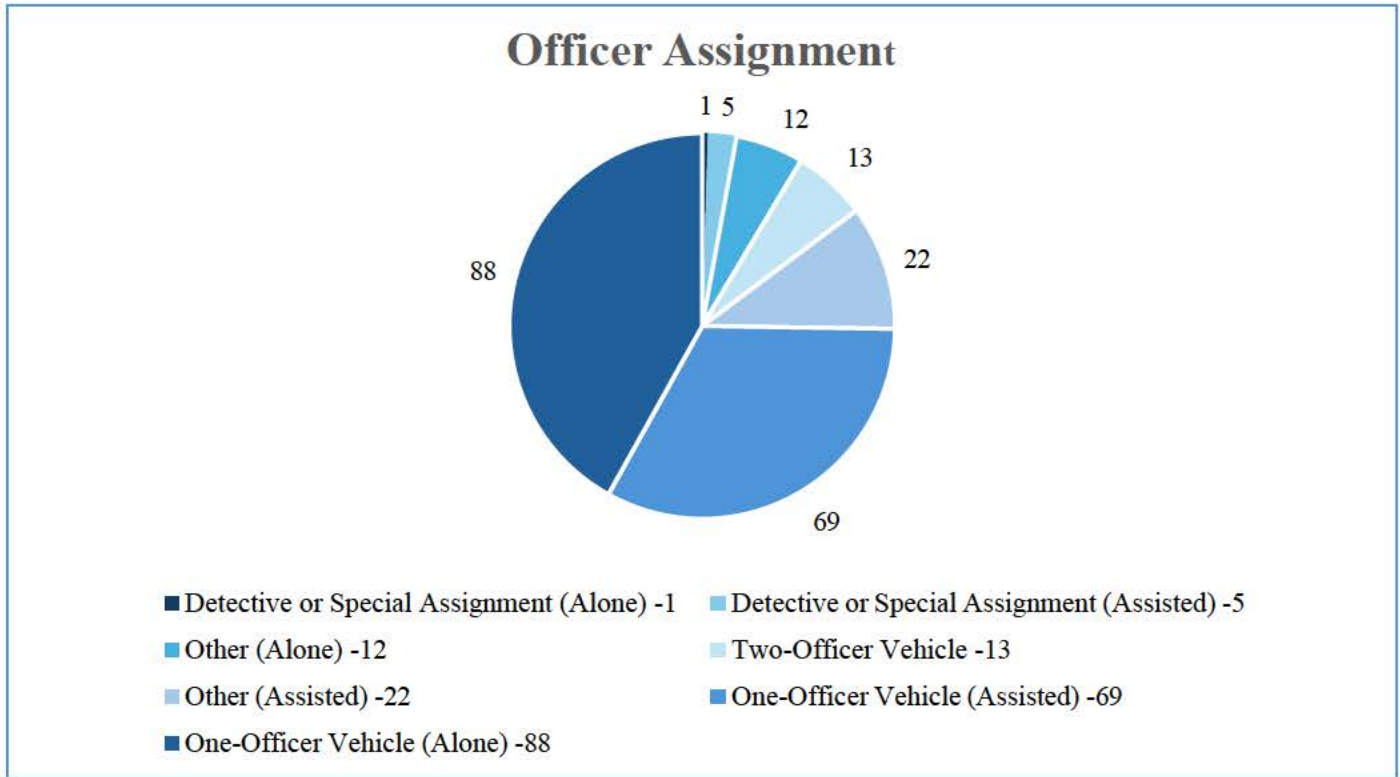
Additional information is collected on law enforcement officers assaulted in the Incident Base Reporting program.

In 2024 agencies reported a total of 210 assaulted with 183 of these incidents being cleared.

Clearance rate of 87.1%

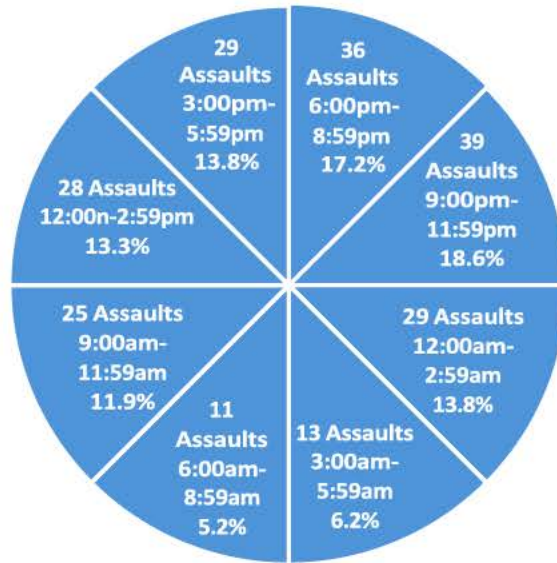


Law Enforcement Officers Killed or Assaulted



Law Enforcement Officers Killed or Assaulted

Officer Assault by Time of Day



| Reporting County: | # of LEOKA Incidents Reported |
|-------------------|-------------------------------|
| Androscoggin | 14 |
| Aroostook | 7 |
| Cumberland | 55 |
| Franklin | 1 |
| Hancock | 7 |
| Kennebec | 25 |
| Knox | 2 |
| Lincoln | 3 |

| Reporting County: | # of LEOKA Incidents Reported |
|-------------------------|-------------------------------|
| Oxford | 10 |
| Penobscot | 22 |
| Piscataquis | 3 |
| Sagadahoc | 6 |
| Somerset | 5 |
| Washington | 2 |
| York | 27 |
| Statewide Organizations | 21 |

Full-Time Law Enforcements of October 31, 2024

Sworn Personnel: The total number of Sworn Law Enforcement: **2,413** Statewide full-time officers reported for 2024. The total number of Sworn Law Enforcement officers employed by Maine's 16 Sheriff's Department is **439** officers. State Police are reporting a total of **319** full-time sworn officers and the municipalities report a total of **1,655** full-time sworn officers.

Civilian Personnel: There are **732** Statewide full-time civilian employees reported for 2024. There are **61** full-time civilians employed by Maine's 16 Sheriffs' Departments, Maine State Police employ **223** full-time civilians, and the municipalities employ a total of **445** full-time civilians.

Please note the report below does not include the number of vacancies in a department.

| AGENCY | 2024 POPULATION | Sworn Law Enforcement | | Officers/ 1,000 /1000 | Civilian Personnel | | TOTAL |
|---------------------------------------|--------------------|--------------------------|-----------|-----------------------------|-----------------------|-----------|------------|
| | | M | F | | M | F | |
| Androscoggin SO | 29,491 | 28 | 2 | 1.0 | 0 | 2 | 32 |
| Auburn PD | 25,038 | 43 | 2 | 1.8 | 1 | 5 | 51 |
| Lewiston PD | 38,850 | 73 | 5 | 2.0 | 5 | 8 | 91 |
| Livermore Falls PD | 3,123 | 5 | 0 | 1.6 | 0 | 0 | 5 |
| Lisbon PD | 9,731 | 15 | 2 | 1.7 | 3 | 3 | 23 |
| Mechanic Falls PD | 3,143 | 6 | 0 | 1.9 | 0 | 0 | 6 |
| Sabattus PD | 5,161 | 4 | 2 | 1.2 | 0 | 1 | 7 |
| Androscoggin County Total: | 114,537 | 174 | 13 | 11.2 | 9 | 19 | 215 |
| Aroostook SO | 37,638 | 17 | 1 | 0.5 | 6 | 2 | 26 |
| Caribou PD | 7,441 | 13 | 0 | 1.7 | 0 | 0 | 13 |
| Fort Fairfield PD | 3,343 | 5 | 0 | 1.5 | 0 | 0 | 5 |
| Fort Kent PD | 4,273 | 5 | 1 | 1.4 | 2 | 2 | 10 |
| Houlton PD | 6,080 | 9 | 3 | 2.0 | 0 | 5 | 17 |
| Madawaska PD | 3,863 | 9 | 0 | 2.3 | 0 | 1 | 10 |
| Presque Isle PD | 8,642 | 14 | 3 | 2.0 | 3 | 4 | 24 |
| Ashland PD | 1,208 | 4 | 1 | 4.1 | 0 | 0 | 5 |
| Aroostook County Total: | 72,488 | 76 | 9 | 15.5 | 11 | 14 | 110 |
| Cumberland SO | 71,888 | 53 | 8 | 0.8 | 5 | 7 | 73 |
| Brunswick PD | 22,662 | 33 | 2 | 1.5 | 5 | 10 | 50 |
| Cape Elizabeth PD | 9,610 | 13 | 1 | 1.5 | 1 | 0 | 15 |

| AGENCY | 2024 POPULATION | Sworn Law Enforcement | | Officers/ 1,000 /1000 | Civilian Personnel | | TOTAL |
|---------------------------------|--------------------|--------------------------|-----------|-----------------------------|-----------------------|-----------|------------|
| | | M | F | | M | F | |
| Falmouth PD | 13,004 | 18 | 3 | 1.6 | 4 | 5 | 30 |
| Gorham PD | 18,344 | 20 | 2 | 1.2 | 0 | 2 | 24 |
| Portland PD | 69,310 | 113 | 14 | 1.8 | 18 | 39 | 184 |
| South Portland PD | 26,931 | 44 | 12 | 2.1 | 4 | 6 | 66 |
| Scarborough PD | 24,147 | 32 | 8 | 1.7 | 6 | 11 | 57 |
| Westbrook PD | 20,608 | 37 | 8 | 2.2 | 1 | 5 | 51 |
| Bridgton PD | 5,772 | 9 | 1 | 1.7 | 0 | 0 | 10 |
| Cumberland PD | 8,845 | 9 | 3 | 1.4 | 1 | 1 | 14 |
| Freeport PD | 8,795 | 15 | 1 | 1.8 | 2 | 2 | 20 |
| Yarmouth PD | 9,036 | 12 | 1 | 1.4 | 1 | 1 | 15 |
| Windham PD | 20,064 | 25 | 4 | 1.4 | 0 | 4 | 33 |
| Univ. Maine - Gorham | 0 | 10 | 2 | 0.0 | 2 | 5 | 19 |
| Cumberland County Total: | 329,016 | 443 | 70 | 22.2 | 50 | 98 | 661 |
| Franklin SO | 11,959 | 18 | 0 | 1.5 | 0 | 1 | 19 |
| Farmington PD | 8,727 | 10 | 1 | 1.3 | 0 | 1 | 12 |
| Jay PD | 4,665 | 6 | 1 | 1.5 | 0 | 1 | 8 |
| Wilton PD | 3,885 | 6 | 0 | 1.5 | 0 | 0 | 6 |
| Rangeley PD | 1,321 | 4 | 0 | 3.0 | 0 | 0 | 4 |
| Univ. Maine - Farmington | 0 | 4 | 0 | 0.0 | 0 | 1 | 5 |
| Carrabassett Valley PD | 710 | 1 | 0 | 1.4 | 0 | 0 | 1 |
| Franklin County Total: | 31,267 | 49 | 2 | 10.2 | 0 | 4 | 55 |
| Hancock SO | 32,768 | 19 | 1 | 0.6 | 0 | 2 | 22 |
| Bar Harbor PD | 9,741 | 18 | 1 | 2.0 | 5 | 4 | 28 |
| Ellsworth PD | 8,812 | 16 | 1 | 1.9 | 1 | 3 | 21 |
| Bucksport PD | 5,039 | 9 | 1 | 2.0 | 2 | 3 | 15 |
| Southwest Harbor PD | 1,849 | 4 | 0 | 2.2 | 1 | 3 | 8 |
| Gouldsboro PD | 1,746 | 3 | 0 | 1.7 | 1 | 0 | 4 |
| Winter Harbor PD | 478 | 1 | 0 | 2.1 | 0 | 0 | 1 |
| Hancock County Total: | 60,433 | 70 | 4 | 12.4 | 10 | 15 | 99 |

| AGENCY | 2024 POPULATION | Sworn Law Enforcement | | Officers/1,000 /1000 | Civilian Personnel | | TOTAL |
|----------------------------------|--------------------|--------------------------|-----------|-------------------------|-----------------------|-----------|------------|
| | | M | F | | M | F | |
| Holden PD | 3,439 | 7 | 0 | 2.0 | 0 | 0 | 7 |
| Penobscot County Total: | 165,560 | 221 | 34 | 21.3 | 16 | 26 | 297 |
| Piscataquis SO | 10,360 | 9 | 1 | 1.0 | 0 | 1 | 11 |
| Dover-Foxcroft PD | 4,579 | 6 | 0 | 1.3 | 0 | 0 | 6 |
| Milo PD | 2,400 | 3 | 0 | 1.3 | 1 | 0 | 4 |
| Greenville PD | 1,677 | 4 | 0 | 2.4 | 0 | 0 | 4 |
| Piscataquis County Total: | 19,016 | 22 | 1 | 5.9 | 1 | 1 | 25 |
| Sagadahoc SO | 13,247 | 20 | 0 | 1.5 | 0 | 2 | 22 |
| Bath PD | 8,871 | 17 | 1 | 2.0 | 1 | 4 | 23 |
| Topsham PD | 9,814 | 10 | 4 | 1.4 | 1 | 0 | 15 |
| Richmond PD | 3,588 | 3 | 0 | 0.8 | 0 | 0 | 3 |
| Phippsburg PD | 2,222 | 2 | 0 | 0.9 | 0 | 0 | 2 |
| Sagadahoc County Total: | 37,742 | 52 | 5 | 6.7 | 2 | 6 | 65 |
| Somerset SO | 40,510 | 24 | 4 | 0.7 | 5 | 4 | 37 |
| Fairfield PD | 6,557 | 10 | 1 | 1.7 | 2 | 0 | 13 |
| Skowhegan PD | 8,700 | 16 | 3 | 2.2 | 0 | 1 | 20 |
| Pittsfield PD | 3,939 | 6 | 1 | 1.8 | 0 | 1 | 8 |
| Somerset County Total: | 59,706 | 56 | 9 | 6.3 | 7 | 6 | 78 |
| Waldo SO | 34,576 | 25 | 1 | 0.8 | 0 | 2 | 28 |
| Belfast PD | 7,111 | 13 | 3 | 2.3 | 1 | 2 | 19 |
| Searsport PD | 2,662 | 5 | 0 | 1.9 | 0 | 0 | 5 |
| Islesboro PD | 596 | 1 | 0 | 1.7 | 0 | 0 | 1 |
| Waldo County Total: | 44,945 | 44 | 4 | 6.6 | 1 | 4 | 53 |
| Washington SO | 25,720 | 16 | 4 | 0.8 | 1 | 1 | 22 |
| Calais PD | 3,140 | 3 | 0 | 1.0 | 0 | 0 | 3 |
| Eastport PD | 1,305 | 3 | 0 | 2.3 | 0 | 0 | 3 |
| Machias PD | 2,082 | 4 | 0 | 1.9 | 0 | 0 | 4 |
| Baileyville PD | 1,322 | 3 | 1 | 3.0 | 0 | 0 | 4 |
| Milbridge PD | 1,395 | 1 | 0 | 0.7 | 0 | 0 | 1 |

| AGENCY | 2024 POPULATION | Sworn Law Enforcement | | Officers/1,000 0 | Civilian Personnel | | TOTAL |
|---------------------------------|--------------------|--------------------------|------------|---------------------|-----------------------|------------|--------------|
| | | M | F | | M | F | |
| Washington County Total: | 34,964 | 30 | 5 | 9.7 | 1 | 1 | 37 |
| York SO | 59,745 | 28 | 1 | 0.5 | 1 | 4 | 34 |
| Biddeford PD | 22,310 | 43 | 5 | 2.2 | 10 | 13 | 71 |
| Kittery PD | 11,031 | 21 | 1 | 2.0 | 1 | 7 | 30 |
| Old Orchard Beach PD | 9,503 | 19 | 3 | 2.3 | 2 | 3 | 27 |
| Saco PD | 21,144 | 23 | 2 | 1.2 | 6 | 10 | 41 |
| Sanford PD | 22,345 | 36 | 4 | 1.8 | 0 | 6 | 46 |
| Berwick PD | 8,364 | 12 | 0 | 1.4 | 0 | 1 | 13 |
| Eliot PD | 7,511 | 6 | 1 | 0.9 | 0 | 0 | 7 |
| Kennebunk PD | 12,040 | 17 | 6 | 1.9 | 0 | 4 | 27 |
| Kennebunkport PD | 3,718 | 13 | 1 | 3.8 | 3 | 2 | 19 |
| North Berwick PD | 5,275 | 8 | 1 | 1.7 | 0 | 2 | 11 |
| Ogunquit PD | 1,606 | 10 | 0 | 6.2 | 0 | 1 | 11 |
| South Berwick PD | 7,847 | 11 | 0 | 1.4 | 0 | 1 | 12 |
| Wells PD | 12,027 | 19 | 4 | 1.9 | 4 | 8 | 35 |
| York PD | 14,249 | 26 | 2 | 2.0 | 9 | 4 | 41 |
| Buxton PD | 8,591 | 10 | 1 | 1.3 | 4 | 4 | 19 |
| York County Total: | 227,306 | 302 | 32 | 32.5 | 40 | 70 | 444 |
| Maine Drug Enforcement | 0 | 1 | 0 | 0.0 | 0 | 3 | 4 |
| Maine State Police | 0 | 287 | 31 | 0.0 | 90 | 133 | 541 |
| TOTALS: | 1,476,360 | 2,166 | 247 | | 282 | 450 | 3,145 |

Maine State Police - MEMSP0000 - NIBRS Agency Crime Overview - 2024

| 2024 Population Estimate | N/A | Offenses (*) | | Arrests (**) | | |
|---------------------------------------|--------------|--|--------------|--------------|------------|-----------|
| | | Reported | Cleared | Adult | Juvenile | |
| Offense Overview | | Group A Offenses | | | | |
| Offense Total | 2,191 | Crimes Against Persons | | | | |
| Number Cleared | 1,412 | Murder and Nonnegligent Manslaughter | 9 | 8 | 5 | 0 |
| Percent Cleared | 64.45% | Negligent Manslaughter | 5 | 3 | 2 | 0 |
| Group A Crimes per 100,000 population | N/A | Kidnapping/Abduction | 0 | 0 | 0 | 0 |
| | | All Rape | 29 | 17 | 6 | 2 |
| | | Criminal Sexual Contact | 46 | 25 | 3 | 2 |
| | | Incest | 0 | 0 | 0 | 0 |
| | | Statutory Rape | 2 | 0 | 0 | 0 |
| Arrest Overview | | Aggravated Assault | 49 | 41 | 38 | 1 |
| Total Arrests | 1,996 | Simple Assault | 425 | 393 | 245 | 18 |
| Adult Arrests | 1,950 | Intimidation | 309 | 222 | 65 | 3 |
| Juvenile Arrests | 46 | Human Trafficking, Commercial Sex Acts | 0 | 0 | 0 | 0 |
| Unknown Age | 0 | Human Trafficking, Involuntary Servitude | 0 | 0 | 0 | 0 |
| Arrests per 100,000 population | N/A | Crimes Against Property | | | | |
| Average number offenses/incident | 1.12 | Arson | 1 | 1 | 1 | 0 |
| | | Bribery | 0 | 0 | 0 | 0 |
| | | Burglary/Breaking & Entering | 131 | 44 | 31 | 0 |
| | | Counterfeiting/Forgery | 23 | 17 | 9 | 0 |
| | | Destruction/Damage/Vandalism of Property | 226 | 110 | 40 | 5 |
| | | Embezzlement | 1 | 1 | 0 | 0 |
| | | Extortion/Blackmail | 0 | 0 | 0 | 0 |
| | | False Pretenses/Swindle/Confidence Game | 82 | 25 | 17 | 0 |
| | | Credit Card/Automated Teller Machine Fraud | 9 | 1 | 0 | 0 |
| | | Impersonation | 13 | 2 | 1 | 0 |
| | | Welfare Fraud | 0 | 0 | 0 | 0 |
| | | Wire Fraud | 12 | 3 | 1 | 0 |
| | | Identity Theft | 5 | 2 | 2 | 0 |
| | | Hacking/Computer Invasion | 0 | 0 | 0 | 0 |
| | | Robbery | 3 | 3 | 3 | 0 |
| | | Pocket-picking | 0 | 0 | 0 | 0 |
| | | Purse-snatching | 1 | 1 | 0 | 0 |
| | | Shoplifting | 51 | 34 | 4 | 0 |
| | | Theft From Building | 39 | 14 | 0 | 0 |
| | | Theft From Coin Operated Machine or Device | 2 | 1 | 1 | 0 |
| | | Theft From Motor Vehicle | 22 | 2 | 0 | 0 |
| | | Theft of Motor Vehicle Parts/Accessories | 19 | 2 | 0 | 0 |
| | | All Other Larceny | 240 | 78 | 87 | 1 |
| | | Motor Vehicle Theft | 78 | 44 | 14 | 1 |
| | | Stolen Property Offenses | 12 | 10 | 7 | 1 |
| | | Crimes Against Society | | | | |
| | | Drug/Narcotic Violations | 233 | 229 | 247 | 1 |
| | | Drug Equipment Violations | 6 | 4 | 0 | 0 |
| | | Betting/Wagering | 0 | 0 | 0 | 0 |
| | | Operating/Promoting/Assisting Gambling | 0 | 0 | 0 | 0 |
| | | Gambling Equipment Violations | 0 | 0 | 0 | 0 |
| | | Sports Tampering | 0 | 0 | 0 | 0 |
| | | Pornography/Obscene Material | 65 | 38 | 28 | 1 |
| | | Prostitution | 1 | 1 | 0 | 0 |
| | | Assisting or Promoting Prostitution | 1 | 1 | 0 | 0 |
| | | Purchasing Prostitution | 0 | 0 | 0 | 0 |
| | | Weapon Law Violations | 37 | 31 | 13 | 0 |
| | | Animal Cruelty | 4 | 4 | 0 | 0 |
| | | Total Group A Offenses | 2,191 | 1,412 | 870 | 36 |
| Group B Arrests | | | | | | |
| Offense | Adult | Juvenile | | | | |
| Bad Checks | 0 | 0 | | | | |
| Curfew/Loitering/Vagrancy Violations | 0 | 0 | | | | |
| Disorderly Conduct | 30 | 2 | | | | |
| Driving Under the Influence | 530 | 3 | | | | |
| Drunkenness | 0 | 0 | | | | |
| Family Offenses (Nonviolent) | 5 | 0 | | | | |
| Liquor Law Violations | 12 | 4 | | | | |
| Peeping Tom | 0 | 0 | | | | |
| Trespass of Real Property | 31 | 0 | | | | |
| All Other Offenses | 472 | 1 | | | | |
| Total Group B | 1,080 | 10 | | | | |

(*) Offenses are counted using the FBI Units of Count for Crime

(**) The 'Arrests' column shows arrests made for incidents during the selected period, regardless of arrest date. Arrest counts for the same period may change over time.

Androscoggin SO - ME0010000 - NIBRS Agency Crime Overview - 2024

| 2024 Population Estimate | | 29,491 | | Offenses (*) | | Arrests (**) | |
|---------------------------------------|--------------|--|--|--------------------------------|------------|--------------|-----------|
| | | | | Reported | Cleared | Adult | Juvenile |
| Offense Overview | | | | Group A Offenses | | | |
| Crimes Against Persons | | | | | | | |
| Offense Total | 512 | Murder and Nonnegligent Manslaughter | | 0 | 0 | 0 | 0 |
| Number Cleared | 212 | Negligent Manslaughter | | 0 | 0 | 0 | 0 |
| Percent Cleared | 41.41% | Kidnapping/Abduction | | 1 | 1 | 2 | 0 |
| Group A Crimes per 100,000 population | 1,736.1 | All Rape | | 14 | 0 | 0 | 0 |
| | | Criminal Sexual Contact | | 10 | 0 | 0 | 0 |
| | | Incest | | 0 | 0 | 0 | 0 |
| | | Statutory Rape | | 2 | 2 | 1 | 0 |
| | | Aggravated Assault | | 9 | 8 | 8 | 0 |
| | | Simple Assault | | 128 | 79 | 58 | 5 |
| | | Intimidation | | 63 | 33 | 17 | 6 |
| | | Human Trafficking, Commercial Sex Acts | | 0 | 0 | 0 | 0 |
| | | Human Trafficking, Involuntary Servitude | | 0 | 0 | 0 | 0 |
| Arrest Overview | | | | Crimes Against Property | | | |
| Total Arrests | 371 | Arson | | 0 | 0 | 0 | 0 |
| Adult Arrests | 349 | Bribery | | 0 | 0 | 0 | 0 |
| Juvenile Arrests | 22 | Burglary/Breaking & Entering | | 15 | 3 | 2 | 0 |
| Unknown Age | 0 | Counterfeiting/Forgery | | 7 | 1 | 1 | 0 |
| Arrests per 100,000 population | 1,258.0 | Destruction/Damage/Vandalism of Property | | 58 | 23 | 10 | 1 |
| Average number offenses/incident | 1.17 | Embezzlement | | 0 | 0 | 0 | 0 |
| | | Extortion/Blackmail | | 0 | 0 | 0 | 0 |
| | | False Pretenses/Swindle/Confidence Game | | 30 | 1 | 0 | 0 |
| | | Credit Card/Automated Teller Machine Fraud | | 4 | 1 | 0 | 1 |
| | | Impersonation | | 0 | 0 | 0 | 0 |
| | | Welfare Fraud | | 0 | 0 | 0 | 0 |
| | | Wire Fraud | | 0 | 0 | 0 | 0 |
| | | Identity Theft | | 0 | 0 | 0 | 0 |
| | | Hacking/Computer Invasion | | 0 | 0 | 0 | 0 |
| | | Robbery | | 2 | 2 | 0 | 0 |
| | | Pocket-picking | | 0 | 0 | 0 | 0 |
| | | Purse-snatching | | 0 | 0 | 0 | 0 |
| | | Shoplifting | | 0 | 0 | 0 | 0 |
| | | Theft From Building | | 0 | 0 | 0 | 0 |
| | | Theft From Coin Operated Machine or Device | | 0 | 0 | 0 | 0 |
| | | Theft From Motor Vehicle | | 9 | 2 | 1 | 0 |
| | | Theft of Motor Vehicle Parts/Accessories | | 0 | 0 | 0 | 0 |
| | | All Other Larceny | | 99 | 22 | 17 | 4 |
| | | Motor Vehicle Theft | | 18 | 2 | 1 | 2 |
| | | Stolen Property Offenses | | 0 | 0 | 0 | 0 |
| Group B Arrests | | | | Crimes Against Society | | | |
| Offense | Adult | Juvenile | | | | | |
| Bad Checks | 0 | 0 | Drug/Narcotic Violations | 29 | 23 | 11 | 0 |
| Curfew/Loitering/Vagrancy Violations | 0 | 0 | Drug Equipment Violations | 1 | 1 | 0 | 0 |
| Disorderly Conduct | 9 | 0 | Betting/Wagering | 0 | 0 | 0 | 0 |
| Driving Under the Influence | 50 | 0 | Operating/Promoting/Assisting Gambling | 0 | 0 | 0 | 0 |
| Drunkness | 0 | 0 | Gambling Equipment Violations | 0 | 0 | 0 | 0 |
| Family Offenses (Nonviolent) | 3 | 0 | Sports Tampering | 0 | 0 | 0 | 0 |
| Liquor Law Violations | 1 | 1 | Pornography/Obscene Material | 6 | 3 | 3 | 0 |
| Peeping Tom | 0 | 0 | Prostitution | 0 | 0 | 0 | 0 |
| Trespass of Real Property | 3 | 0 | Assisting or Promoting Prostitution | 1 | 0 | 0 | 0 |
| All Other Offenses | 150 | 2 | Purchasing Prostitution | 0 | 0 | 0 | 0 |
| Total Group B | 216 | 3 | Weapon Law Violations | 4 | 4 | 0 | 0 |
| | | | Animal Cruelty | 2 | 1 | 1 | 0 |
| | | | Total Group A Offenses | 512 | 212 | 133 | 19 |

(*) Offenses are counted using the FBI Units of Count for Crime

(**) The 'Arrests' column shows arrests made for incidents during the selected period, regardless of arrest date. Arrest counts for the same period may change over time.

This report is valid as of July 25, 2025 and is subject to change

Aroostook SO - ME0020000 - NIBRS Agency Crime Overview - 2024

| 2024 Population Estimate | | 32,535 | | Offenses (*) | | Arrests (**) | |
|---------------------------------------|--------------|--|--|-------------------------|------------|--------------|----------|
| | | | | Reported | Cleared | Adult | Juvenile |
| Offense Overview | | | | Group A Offenses | | | |
| Crimes Against Persons | | | | | | | |
| Offense Total | 252 | Murder and Nonnegligent Manslaughter | | 0 | 0 | 0 | 0 |
| Number Cleared | 158 | Negligent Manslaughter | | 0 | 0 | 0 | 0 |
| Percent Cleared | 62.70% | Kidnapping/Abduction | | 0 | 0 | 0 | 0 |
| Group A Crimes per 100,000 population | 774.6 | All Rape | | 4 | 4 | 6 | 0 |
| | | Criminal Sexual Contact | | 6 | 4 | 1 | 0 |
| | | Incest | | 0 | 0 | 0 | 0 |
| | | Statutory Rape | | 0 | 0 | 0 | 0 |
| | | Aggravated Assault | | 6 | 4 | 5 | 0 |
| | | Simple Assault | | 57 | 52 | 52 | 1 |
| | | Intimidation | | 31 | 19 | 12 | 0 |
| | | Human Trafficking, Commercial Sex Acts | | 0 | 0 | 0 | 0 |
| | | Human Trafficking, Involuntary Servitude | | 0 | 0 | 0 | 0 |
| Crimes Against Property | | | | | | | |
| | | Arson | | 0 | 0 | 1 | 0 |
| | | Bribery | | 0 | 0 | 0 | 0 |
| | | Burglary/Breaking & Entering | | 22 | 9 | 5 | 4 |
| | | Counterfeiting/Forgery | | 2 | 1 | 1 | 0 |
| | | Destruction/Damage/Vandalism of Property | | 33 | 16 | 10 | 0 |
| | | Embezzlement | | 0 | 0 | 0 | 0 |
| | | Extortion/Blackmail | | 0 | 0 | 0 | 0 |
| | | False Pretenses/Swindle/Confidence Game | | 1 | 0 | 0 | 0 |
| | | Credit Card/Automated Teller Machine Fraud | | 0 | 0 | 0 | 0 |
| | | Impersonation | | 0 | 0 | 0 | 0 |
| | | Welfare Fraud | | 1 | 1 | 0 | 0 |
| | | Wire Fraud | | 0 | 0 | 0 | 0 |
| | | Identity Theft | | 0 | 0 | 0 | 0 |
| | | Hacking/Computer Invasion | | 0 | 0 | 0 | 0 |
| | | Robbery | | 0 | 0 | 0 | 0 |
| | | Pocket-picking | | 0 | 0 | 0 | 0 |
| | | Purse-snatching | | 0 | 0 | 0 | 0 |
| | | Shoplifting | | 0 | 0 | 0 | 0 |
| | | Theft From Building | | 0 | 0 | 0 | 0 |
| | | Theft From Coin Operated Machine or Device | | 0 | 0 | 0 | 0 |
| | | Theft From Motor Vehicle | | 2 | 1 | 1 | 0 |
| | | Theft of Motor Vehicle Parts/Accessories | | 0 | 0 | 0 | 0 |
| | | All Other Larceny | | 45 | 14 | 14 | 1 |
| | | Motor Vehicle Theft | | 15 | 11 | 4 | 0 |
| | | Stolen Property Offenses | | 1 | 1 | 1 | 0 |
| Crimes Against Society | | | | | | | |
| | | Drug/Narcotic Violations | | 22 | 19 | 16 | 0 |
| | | Drug Equipment Violations | | 1 | 0 | 0 | 0 |
| | | Betting/Wagering | | 0 | 0 | 0 | 0 |
| | | Operating/Promoting/Assisting Gambling | | 0 | 0 | 0 | 0 |
| | | Gambling Equipment Violations | | 0 | 0 | 0 | 0 |
| | | Sports Tampering | | 0 | 0 | 0 | 0 |
| | | Pornography/Obscene Material | | 1 | 0 | 0 | 0 |
| | | Prostitution | | 0 | 0 | 0 | 0 |
| | | Assisting or Promoting Prostitution | | 0 | 0 | 0 | 0 |
| | | Purchasing Prostitution | | 0 | 0 | 0 | 0 |
| | | Weapon Law Violations | | 2 | 2 | 1 | 0 |
| | | Animal Cruelty | | 0 | 0 | 0 | 0 |
| Total Group A Offenses | | | | 252 | 158 | 130 | 6 |
| Group B Arrests | | | | | | | |
| Offense | Adult | Juvenile | | | | | |
| Bad Checks | 0 | 0 | Credit Card/Automated Teller Machine Fraud | | | | |
| Curfew/Loitering/Vagrancy Violations | 0 | 0 | Impersonation | | | | |
| Disorderly Conduct | 3 | 0 | Welfare Fraud | | | | |
| Driving Under the Influence | 10 | 1 | Wire Fraud | | | | |
| Drunkenness | 0 | 0 | Identity Theft | | | | |
| Family Offenses (Nonviolent) | 2 | 0 | Hacking/Computer Invasion | | | | |
| Liquor Law Violations | 0 | 0 | Robbery | | | | |
| Peeping Tom | 0 | 0 | Pocket-picking | | | | |
| Trespass of Real Property | 4 | 0 | Purse-snatching | | | | |
| All Other Offenses | 63 | 1 | Shoplifting | | | | |
| Total Group B | 82 | 2 | Theft From Building | | | | |
| | | | Theft From Coin Operated Machine or Device | | | | |
| | | | Theft From Motor Vehicle | | | | |
| | | | Theft of Motor Vehicle Parts/Accessories | | | | |
| | | | All Other Larceny | | | | |
| | | | Motor Vehicle Theft | | | | |
| | | | Stolen Property Offenses | | | | |

(*) Offenses are counted using the FBI Units of Count for Crime

(**) The 'Arrests' column shows arrests made for incidents during the selected period, regardless of arrest date. Arrest counts for the same period may change over time.

Ashland PD - ME0020800 - NIBRS Agency Crime Overview - 2024

| 2024 Population Estimate | | 1,208 | Offenses (*) | | Arrests (**) | |
|--|--------------|-----------------|--------------|----------|--------------|----------|
| Offense Overview | | | Reported | Cleared | Adult | Juvenile |
| Group A Offenses | | | | | | |
| Crimes Against Persons | | | | | | |
| Offense Total | 9 | | 0 | 0 | 0 | 0 |
| Number Cleared | 4 | | 0 | 0 | 0 | 0 |
| Percent Cleared | 44.44% | | 0 | 0 | 0 | 0 |
| Group A Crimes per 100,000 population | 745.0 | | 0 | 0 | 0 | 0 |
| Murder and Nonnegligent Manslaughter | | | 1 | 0 | 0 | 0 |
| Negligent Manslaughter | | | 0 | 0 | 0 | 0 |
| Kidnapping/Abduction | | | 0 | 0 | 0 | 0 |
| All Rape | | | 0 | 0 | 0 | 0 |
| Criminal Sexual Contact | | | 0 | 0 | 0 | 0 |
| Incest | | | 0 | 0 | 0 | 0 |
| Statutory Rape | | | 0 | 0 | 0 | 0 |
| Aggravated Assault | | | 0 | 0 | 0 | 0 |
| Simple Assault | | | 6 | 4 | 3 | 0 |
| Intimidation | | | 0 | 0 | 0 | 0 |
| Human Trafficking, Commercial Sex Acts | | | 0 | 0 | 0 | 0 |
| Human Trafficking, Involuntary Servitude | | | 0 | 0 | 0 | 0 |
| Crimes Against Property | | | | | | |
| Arson | | | 0 | 0 | 0 | 0 |
| Bribery | | | 0 | 0 | 0 | 0 |
| Burglary/Breaking & Entering | | | 0 | 0 | 0 | 0 |
| Counterfeiting/Forgery | | | 0 | 0 | 0 | 0 |
| Destruction/Damage/Vandalism of Property | | | 0 | 0 | 0 | 0 |
| Embezzlement | | | 0 | 0 | 0 | 0 |
| Extortion/Blackmail | | | 0 | 0 | 0 | 0 |
| False Pretenses/Swindle/Confidence Game | | | 0 | 0 | 0 | 0 |
| Credit Card/Automated Teller Machine Fraud | | | 0 | 0 | 0 | 0 |
| Impersonation | | | 0 | 0 | 0 | 0 |
| Welfare Fraud | | | 0 | 0 | 0 | 0 |
| Wire Fraud | | | 0 | 0 | 0 | 0 |
| Identity Theft | | | 0 | 0 | 0 | 0 |
| Hacking/Computer Invasion | | | 0 | 0 | 0 | 0 |
| Robbery | | | 0 | 0 | 0 | 0 |
| Pocket-picking | | | 0 | 0 | 0 | 0 |
| Purse-snatching | | | 0 | 0 | 0 | 0 |
| Shoplifting | | | 0 | 0 | 0 | 0 |
| Theft From Building | | | 0 | 0 | 0 | 0 |
| Theft From Coin Operated Machine or Device | | | 0 | 0 | 0 | 0 |
| Theft From Motor Vehicle | | | 0 | 0 | 0 | 0 |
| Theft of Motor Vehicle Parts/Accessories | | | 0 | 0 | 0 | 0 |
| All Other Larceny | | | 2 | 0 | 0 | 0 |
| Motor Vehicle Theft | | | 0 | 0 | 0 | 0 |
| Stolen Property Offenses | | | 0 | 0 | 0 | 0 |
| Crimes Against Society | | | | | | |
| Drug/Narcotic Violations | | | 0 | 0 | 0 | 0 |
| Drug Equipment Violations | | | 0 | 0 | 0 | 0 |
| Betting/Wagering | | | 0 | 0 | 0 | 0 |
| Operating/Promoting/Assisting Gambling | | | 0 | 0 | 0 | 0 |
| Gambling Equipment Violations | | | 0 | 0 | 0 | 0 |
| Sports Tampering | | | 0 | 0 | 0 | 0 |
| Pornography/Obscene Material | | | 0 | 0 | 0 | 0 |
| Prostitution | | | 0 | 0 | 0 | 0 |
| Assisting or Promoting Prostitution | | | 0 | 0 | 0 | 0 |
| Purchasing Prostitution | | | 0 | 0 | 0 | 0 |
| Weapon Law Violations | | | 0 | 0 | 0 | 0 |
| Animal Cruelty | | | 0 | 0 | 0 | 0 |
| Total Group A Offenses | | | 9 | 4 | 3 | 0 |
| Group B Arrests | | | | | | |
| Offense | Adult | Juvenile | | | | |
| Bad Checks | 0 | 0 | | | | |
| Curfew/Loitering/Vagrancy Violations | 0 | 0 | | | | |
| Disorderly Conduct | 0 | 0 | | | | |
| Driving Under the Influence | 0 | 0 | | | | |
| Drunkenness | 0 | 0 | | | | |
| Family Offenses (Nonviolent) | 0 | 0 | | | | |
| Liquor Law Violations | 0 | 0 | | | | |
| Peeping Tom | 0 | 0 | | | | |
| Trespass of Real Property | 1 | 0 | | | | |
| All Other Offenses | 3 | 0 | | | | |
| Total Group B | 4 | 0 | | | | |
| Average number offenses/incident | | | 1.13 | | | |
| Arrests per 100,000 population | | | 579.5 | | | |

(*) Offenses are counted using the FBI Units of Count for Crime

(**) The 'Arrests' column shows arrests made for incidents during the selected period, regardless of arrest date. Arrest counts for the same period may change over time.

Auburn PD - ME0010100 - NIBRS Agency Crime Overview - 2024

| 2024 Population Estimate | 25,038 | Offenses (*) | | Arrests (**) | | |
|---------------------------------------|--------------|--|--------------|--------------|------------|-----------|
| | | Reported | Cleared | Adult | Juvenile | |
| Offense Overview | | Group A Offenses | | | | |
| Offense Total | 1,302 | Crimes Against Persons | | | | |
| Number Cleared | 607 | Murder and Nonnegligent Manslaughter | 1 | 1 | 0 | 0 |
| Percent Cleared | 46.62% | Negligent Manslaughter | 1 | 1 | 1 | 0 |
| Group A Crimes per 100,000 population | 5,200.1 | Kidnapping/Abduction | 2 | 2 | 1 | 0 |
| | | All Rape | 14 | 2 | 0 | 0 |
| | | Criminal Sexual Contact | 8 | 2 | 0 | 0 |
| | | Incest | 0 | 0 | 0 | 0 |
| | | Statutory Rape | 2 | 1 | 0 | 0 |
| | | Aggravated Assault | 30 | 24 | 20 | 5 |
| Arrest Overview | | Simple Assault | 151 | 105 | 80 | 19 |
| Total Arrests | 864 | Intimidation | 61 | 40 | 16 | 3 |
| Adult Arrests | 775 | Human Trafficking, Commercial Sex Acts | 0 | 0 | 0 | 0 |
| Juvenile Arrests | 89 | Human Trafficking, Involuntary Servitude | 0 | 0 | 0 | 0 |
| Unknown Age | 0 | Crimes Against Property | | | | |
| Arrests per 100,000 population | 3,450.8 | Arson | 4 | 0 | 0 | 0 |
| Average number offenses/incident | 1.14 | Bribery | 0 | 0 | 0 | 0 |
| | | Burglary/Breaking & Entering | 36 | 12 | 6 | 7 |
| | | Counterfeiting/Forgery | 18 | 3 | 2 | 0 |
| | | Destruction/Damage/Vandalism of Property | 164 | 44 | 18 | 10 |
| | | Embezzlement | 1 | 1 | 1 | 0 |
| | | Extortion/Blackmail | 0 | 0 | 0 | 0 |
| | | False Pretenses/Swindle/Confidence Game | 61 | 17 | 8 | 1 |
| | | Credit Card/Automated Teller Machine Fraud | 27 | 11 | 6 | 0 |
| | | Impersonation | 1 | 0 | 0 | 0 |
| | | Welfare Fraud | 0 | 0 | 0 | 0 |
| | | Wire Fraud | 0 | 0 | 0 | 0 |
| | | Identity Theft | 3 | 2 | 0 | 0 |
| | | Hacking/Computer Invasion | 0 | 0 | 0 | 0 |
| | | Robbery | 10 | 8 | 7 | 0 |
| | | Pocket-picking | 0 | 0 | 0 | 0 |
| | | Purse-snatching | 0 | 0 | 0 | 0 |
| | | Shoplifting | 235 | 128 | 118 | 13 |
| | | Theft From Building | 19 | 4 | 4 | 1 |
| | | Theft From Coin Operated Machine or Device | 0 | 0 | 0 | 0 |
| | | Theft From Motor Vehicle | 66 | 7 | 3 | 3 |
| | | Theft of Motor Vehicle Parts/Accessories | 3 | 0 | 0 | 0 |
| | | All Other Larceny | 225 | 71 | 55 | 10 |
| | | Motor Vehicle Theft | 52 | 23 | 12 | 2 |
| | | Stolen Property Offenses | 1 | 0 | 0 | 0 |
| | | Crimes Against Society | | | | |
| | | Drug/Narcotic Violations | 94 | 91 | 95 | 1 |
| | | Drug Equipment Violations | 1 | 0 | 0 | 0 |
| | | Betting/Wagering | 0 | 0 | 0 | 0 |
| | | Operating/Promoting/Assisting Gambling | 0 | 0 | 0 | 0 |
| | | Gambling Equipment Violations | 0 | 0 | 0 | 0 |
| | | Sports Tampering | 0 | 0 | 0 | 0 |
| | | Pornography/Obscene Material | 5 | 1 | 0 | 0 |
| | | Prostitution | 1 | 1 | 1 | 0 |
| | | Assisting or Promoting Prostitution | 0 | 0 | 0 | 0 |
| | | Purchasing Prostitution | 0 | 0 | 0 | 0 |
| | | Weapon Law Violations | 5 | 5 | 0 | 2 |
| | | Animal Cruelty | 0 | 0 | 0 | 0 |
| | | Total Group A Offenses | 1,302 | 607 | 454 | 77 |
| Group B Arrests | | | | | | |
| Offense | Adult | Juvenile | | | | |
| Bad Checks | 0 | 0 | | | | |
| Curfew/Loitering/Vagrancy Violations | 0 | 0 | | | | |
| Disorderly Conduct | 18 | 1 | | | | |
| Driving Under the Influence | 34 | 0 | | | | |
| Drunkness | 0 | 0 | | | | |
| Family Offenses (Nonviolent) | 3 | 0 | | | | |
| Liquor Law Violations | 21 | 0 | | | | |
| Peeping Tom | 0 | 0 | | | | |
| Trespass of Real Property | 42 | 1 | | | | |
| All Other Offenses | 203 | 10 | | | | |
| Total Group B | 321 | 12 | | | | |

(*) Offenses are counted using the FBI Units of Count for Crime

(**) The 'Arrests' column shows arrests made for incidents during the selected period, regardless of arrest date. Arrest counts for the same period may change over time.

Augusta PD - ME0060100 - NIBRS Agency Crime Overview - 2024

| 2024 Population Estimate | 19,164 | Offenses (*) | | Arrests (**) | | |
|---------------------------------------|--------------|--|--------------|--------------|------------|-----------|
| | | Reported | Cleared | Adult | Juvenile | |
| Offense Overview | | Group A Offenses | | | | |
| Offense Total | 1,947 | Crimes Against Persons | | | | |
| Number Cleared | 660 | Murder and Nonnegligent Manslaughter | 1 | 1 | 1 | 0 |
| Percent Cleared | 33.90% | Negligent Manslaughter | 0 | 0 | 0 | 0 |
| Group A Crimes per 100,000 population | 10,159.7 | Kidnapping/Abduction | 1 | 0 | 0 | 0 |
| | | All Rape | 26 | 6 | 0 | 0 |
| | | Criminal Sexual Contact | 15 | 2 | 1 | 0 |
| | | Incest | 2 | 0 | 0 | 0 |
| | | Statutory Rape | 7 | 0 | 0 | 0 |
| | | Aggravated Assault | 21 | 13 | 12 | 0 |
| Arrest Overview | | Simple Assault | 352 | 147 | 84 | 7 |
| Total Arrests | 791 | Intimidation | 177 | 55 | 27 | 2 |
| Adult Arrests | 738 | Human Trafficking, Commercial Sex Acts | 0 | 0 | 0 | 0 |
| Juvenile Arrests | 53 | Human Trafficking, Involuntary Servitude | 0 | 0 | 0 | 0 |
| Unknown Age | 0 | Crimes Against Property | | | | |
| Arrests per 100,000 population | 4,127.5 | Arson | 0 | 0 | 0 | 0 |
| Average number offenses/incident | 1.17 | Bribery | 0 | 0 | 0 | 0 |
| | | Burglary/Breaking & Entering | 44 | 3 | 1 | 0 |
| | | Counterfeiting/Forgery | 26 | 7 | 3 | 0 |
| | | Destruction/Damage/Vandalism of Property | 223 | 56 | 25 | 5 |
| | | Embezzlement | 3 | 1 | 0 | 0 |
| | | Extortion/Blackmail | 1 | 0 | 0 | 0 |
| | | False Pretenses/Swindle/Confidence Game | 93 | 15 | 7 | 0 |
| | | Credit Card/Automated Teller Machine Fraud | 27 | 3 | 2 | 0 |
| | | Impersonation | 1 | 0 | 0 | 0 |
| | | Welfare Fraud | 0 | 0 | 0 | 0 |
| | | Wire Fraud | 1 | 0 | 0 | 0 |
| | | Identity Theft | 1 | 0 | 0 | 0 |
| | | Hacking/Computer Invasion | 1 | 0 | 0 | 0 |
| | | Robbery | 2 | 1 | 1 | 0 |
| | | Pocket-picking | 0 | 0 | 0 | 0 |
| | | Purse-snatching | 0 | 0 | 0 | 0 |
| | | Shoplifting | 411 | 195 | 166 | 4 |
| | | Theft From Building | 137 | 13 | 6 | 2 |
| | | Theft From Coin Operated Machine or Device | 0 | 0 | 0 | 0 |
| | | Theft From Motor Vehicle | 79 | 9 | 0 | 0 |
| | | Theft of Motor Vehicle Parts/Accessories | 1 | 0 | 0 | 0 |
| | | All Other Larceny | 99 | 13 | 6 | 1 |
| | | Motor Vehicle Theft | 37 | 9 | 4 | 2 |
| | | Stolen Property Offenses | 0 | 0 | 0 | 0 |
| | | Crimes Against Society | | | | |
| | | Drug/Narcotic Violations | 88 | 69 | 22 | 4 |
| | | Drug Equipment Violations | 39 | 32 | 0 | 0 |
| | | Betting/Wagering | 0 | 0 | 0 | 0 |
| | | Operating/Promoting/Assisting Gambling | 0 | 0 | 0 | 0 |
| | | Gambling Equipment Violations | 0 | 0 | 0 | 0 |
| | | Sports Tampering | 0 | 0 | 0 | 0 |
| | | Pornography/Obscene Material | 9 | 3 | 3 | 0 |
| | | Prostitution | 3 | 1 | 1 | 0 |
| | | Assisting or Promoting Prostitution | 0 | 0 | 0 | 0 |
| | | Purchasing Prostitution | 0 | 0 | 0 | 0 |
| | | Weapon Law Violations | 18 | 6 | 6 | 0 |
| | | Animal Cruelty | 1 | 0 | 0 | 0 |
| | | Total Group A Offenses | 1,947 | 660 | 378 | 27 |
| Group B Arrests | | | | | | |
| Offense | Adult | Juvenile | | | | |
| Bad Checks | 0 | 0 | | | | |
| Curfew/Loitering/Vagrancy Violations | 0 | 0 | | | | |
| Disorderly Conduct | 37 | 0 | | | | |
| Driving Under the Influence | 51 | 1 | | | | |
| Drunkness | 0 | 0 | | | | |
| Family Offenses (Nonviolent) | 5 | 0 | | | | |
| Liquor Law Violations | 8 | 20 | | | | |
| Peeping Tom | 0 | 0 | | | | |
| Trespass of Real Property | 68 | 0 | | | | |
| All Other Offenses | 191 | 5 | | | | |
| Total Group B | 360 | 26 | | | | |

(*) Offenses are counted using the FBI Units of Count for Crime

(**) The 'Arrests' column shows arrests made for incidents during the selected period, regardless of arrest date. Arrest counts for the same period may change over time.

Baileyville PD - ME0150900 - NIBRS Agency Crime Overview - 2024

| 2024 Population Estimate | | 1,322 | Offenses (*) | | Arrests (**) | |
|--|--------------|-----------------|--------------|-----------|--------------|----------|
| Offense Overview | | | Reported | Cleared | Adult | Juvenile |
| Group A Offenses | | | | | | |
| Crimes Against Persons | | | | | | |
| Offense Total | 23 | | 0 | 0 | 0 | 0 |
| Number Cleared | 15 | | 0 | 0 | 0 | 0 |
| Percent Cleared | 65.22% | | 0 | 0 | 0 | 0 |
| Group A Crimes per 100,000 population | 1,739.8 | | 0 | 0 | 0 | 0 |
| Murder and Nonnegligent Manslaughter | | | 0 | 0 | 0 | 0 |
| Negligent Manslaughter | | | 0 | 0 | 0 | 0 |
| Kidnapping/Abduction | | | 0 | 0 | 0 | 0 |
| All Rape | | | 0 | 0 | 0 | 0 |
| Criminal Sexual Contact | | | 0 | 0 | 0 | 0 |
| Incest | | | 0 | 0 | 0 | 0 |
| Statutory Rape | | | 0 | 0 | 0 | 0 |
| Aggravated Assault | | | 1 | 1 | 0 | 0 |
| Simple Assault | | | 6 | 5 | 4 | 1 |
| Intimidation | | | 1 | 1 | 2 | 0 |
| Human Trafficking, Commercial Sex Acts | | | 0 | 0 | 0 | 0 |
| Human Trafficking, Involuntary Servitude | | | 0 | 0 | 0 | 0 |
| Crimes Against Property | | | | | | |
| Arson | | | 0 | 0 | 0 | 0 |
| Bribery | | | 0 | 0 | 0 | 0 |
| Burglary/Breaking & Entering | | | 2 | 0 | 0 | 0 |
| Counterfeiting/Forgery | | | 0 | 0 | 0 | 0 |
| Destruction/Damage/Vandalism of Property | | | 0 | 0 | 0 | 0 |
| Embezzlement | | | 0 | 0 | 0 | 0 |
| Extortion/Blackmail | | | 0 | 0 | 0 | 0 |
| False Pretenses/Swindle/Confidence Game | | | 0 | 0 | 0 | 0 |
| Credit Card/Automated Teller Machine Fraud | | | 0 | 0 | 0 | 0 |
| Impersonation | | | 0 | 0 | 0 | 0 |
| Welfare Fraud | | | 0 | 0 | 0 | 0 |
| Wire Fraud | | | 0 | 0 | 0 | 0 |
| Identity Theft | | | 0 | 0 | 0 | 0 |
| Hacking/Computer Invasion | | | 0 | 0 | 0 | 0 |
| Robbery | | | 0 | 0 | 0 | 0 |
| Pocket-picking | | | 0 | 0 | 0 | 0 |
| Purse-snatching | | | 0 | 0 | 0 | 0 |
| Shoplifting | | | 0 | 0 | 0 | 0 |
| Theft From Building | | | 0 | 0 | 0 | 0 |
| Theft From Coin Operated Machine or Device | | | 0 | 0 | 0 | 0 |
| Theft From Motor Vehicle | | | 0 | 0 | 0 | 0 |
| Theft of Motor Vehicle Parts/Accessories | | | 0 | 0 | 0 | 0 |
| All Other Larceny | | | 2 | 1 | 1 | 0 |
| Motor Vehicle Theft | | | 0 | 0 | 0 | 0 |
| Stolen Property Offenses | | | 1 | 1 | 1 | 0 |
| Crimes Against Society | | | | | | |
| Drug/Narcotic Violations | | | 7 | 5 | 5 | 1 |
| Drug Equipment Violations | | | 1 | 0 | 0 | 0 |
| Betting/Wagering | | | 0 | 0 | 0 | 0 |
| Operating/Promoting/Assisting Gambling | | | 0 | 0 | 0 | 0 |
| Gambling Equipment Violations | | | 0 | 0 | 0 | 0 |
| Sports Tampering | | | 0 | 0 | 0 | 0 |
| Pornography/Obscene Material | | | 1 | 0 | 0 | 0 |
| Prostitution | | | 0 | 0 | 0 | 0 |
| Assisting or Promoting Prostitution | | | 0 | 0 | 0 | 0 |
| Purchasing Prostitution | | | 0 | 0 | 0 | 0 |
| Weapon Law Violations | | | 1 | 1 | 1 | 0 |
| Animal Cruelty | | | 0 | 0 | 0 | 0 |
| Total Group A Offenses | | | 23 | 15 | 14 | 2 |
| Group B Arrests | | | | | | |
| Offense | Adult | Juvenile | | | | |
| Bad Checks | 0 | 0 | | | | |
| Curfew/Loitering/Vagrancy Violations | 0 | 0 | | | | |
| Disorderly Conduct | 1 | 0 | | | | |
| Driving Under the Influence | 14 | 0 | | | | |
| Drunkenness | 0 | 0 | | | | |
| Family Offenses (Nonviolent) | 0 | 0 | | | | |
| Liquor Law Violations | 0 | 0 | | | | |
| Peeping Tom | 0 | 0 | | | | |
| Trespass of Real Property | 7 | 0 | | | | |
| All Other Offenses | 26 | 0 | | | | |
| Total Group B | 48 | 0 | | | | |
| Arrests per 100,000 population | | | 4,841.1 | | | |
| Average number offenses/incident | | | 1.00 | | | |

(*) Offenses are counted using the FBI Units of Count for Crime

(**) The 'Arrests' column shows arrests made for incidents during the selected period, regardless of arrest date. Arrest counts for the same period may change over time.

Bangor PD - ME0100100 - NIBRS Agency Crime Overview - 2024

| 2024 Population Estimate | | 31,598 | | Offenses (*) | | Arrests (**) | |
|---------------------------------------|------------|--|-----------------|--|---------|--------------|------------|
| | | | | Reported | Cleared | Adult | Juvenile |
| Offense Overview | | | | Group A Offenses | | | |
| Crimes Against Persons | | | | | | | |
| Offense Total | 3,306 | Murder and Nonnegligent Manslaughter | | 5 | 2 | 1 | 0 |
| Number Cleared | 996 | Negligent Manslaughter | | 0 | 0 | 1 | 0 |
| Percent Cleared | 30.13% | Kidnapping/Abduction | | 2 | 1 | 1 | 0 |
| Group A Crimes per 100,000 population | 10,462.7 | All Rape | | 7 | 1 | 0 | 0 |
| | | Criminal Sexual Contact | | 17 | 4 | 6 | 0 |
| | | Incest | | 0 | 0 | 0 | 0 |
| | | Statutory Rape | | 0 | 0 | 0 | 0 |
| | | Aggravated Assault | | 23 | 17 | 19 | 1 |
| | | Simple Assault | | 568 | 283 | 219 | 13 |
| | | Intimidation | | 704 | 83 | 55 | 5 |
| | | Human Trafficking, Commercial Sex Acts | | 0 | 0 | 0 | 0 |
| | | Human Trafficking, Involuntary Servitude | | 0 | 0 | 0 | 0 |
| Arrest Overview | | | | Crimes Against Property | | | |
| Total Arrests | 1,692 | Arson | | 3 | 2 | 2 | 0 |
| Adult Arrests | 1,622 | Bribery | | 0 | 0 | 0 | 0 |
| Juvenile Arrests | 69 | Burglary/Breaking & Entering | | 98 | 17 | 7 | 3 |
| Unknown Age | 1 | Counterfeiting/Forgery | | 7 | 2 | 3 | 0 |
| Arrests per 100,000 population | 5,354.8 | Destruction/Damage/Vandalism of Property | | 292 | 74 | 46 | 8 |
| Average number offenses/incident | 1.06 | Embezzlement | | 0 | 0 | 0 | 0 |
| | | Extortion/Blackmail | | 0 | 0 | 0 | 0 |
| | | False Pretenses/Swindle/Confidence Game | | 78 | 6 | 5 | 0 |
| | | Credit Card/Automated Teller Machine Fraud | | 7 | 2 | 5 | 0 |
| | | Impersonation | | 7 | 2 | 5 | 0 |
| | | Welfare Fraud | | 0 | 0 | 0 | 0 |
| | | Wire Fraud | | 6 | 0 | 0 | 0 |
| | | Identity Theft | | 0 | 0 | 0 | 0 |
| | | Hacking/Computer Invasion | | 0 | 0 | 0 | 0 |
| | | Robbery | | 16 | 6 | 7 | 0 |
| | | Pocket-picking | | 2 | 0 | 0 | 0 |
| | | Purse-snatching | | 8 | 1 | 0 | 0 |
| | | Shoplifting | | 292 | 132 | 0 | 0 |
| | | Theft From Building | | 16 | 1 | 1 | 0 |
| | | Theft From Coin Operated Machine or Device | | 0 | 0 | 0 | 0 |
| | | Theft From Motor Vehicle | | 170 | 20 | 9 | 1 |
| | | Theft of Motor Vehicle Parts/Accessories | | 2 | 0 | 0 | 0 |
| | | All Other Larceny | | 732 | 135 | 222 | 7 |
| | | Motor Vehicle Theft | | 28 | 8 | 3 | 0 |
| | | Stolen Property Offenses | | 1 | 1 | 4 | 0 |
| Group B Arrests | | | | Crimes Against Society | | | |
| Offense | | Adult | Juvenile | | | | |
| Bad Checks | 0 | 0 | 0 | Drug/Narcotic Violations | | 196 | 186 |
| Curfew/Loitering/Vagrancy Violations | 0 | 0 | 0 | Drug Equipment Violations | | 1 | 1 |
| Disorderly Conduct | 111 | 6 | 6 | Betting/Wagering | | 0 | 0 |
| Driving Under the Influence | 197 | 3 | 3 | Operating/Promoting/Assisting Gambling | | 0 | 0 |
| Drunkenness | 0 | 0 | 0 | Gambling Equipment Violations | | 0 | 0 |
| Family Offenses (Nonviolent) | 8 | 0 | 0 | Sports Tampering | | 0 | 0 |
| Liquor Law Violations | 5 | 2 | 2 | Pornography/Obscene Material | | 6 | 0 |
| Peeping Tom | 0 | 0 | 0 | Prostitution | | 0 | 0 |
| Trespass of Real Property | 186 | 9 | 9 | Assisting or Promoting Prostitution | | 0 | 0 |
| All Other Offenses | 311 | 9 | 9 | Purchasing Prostitution | | 0 | 0 |
| Total Group B | 818 | 29 | 29 | Weapon Law Violations | | 10 | 9 |
| | | | | Animal Cruelty | | 2 | 0 |
| | | | | Total Group A Offenses | | 3,306 | 996 |
| | | | | | | | 804 |
| | | | | | | | 40 |

(*) Offenses are counted using the FBI Units of Count for Crime

(**) The 'Arrests' column shows arrests made for incidents during the selected period, regardless of arrest date. Arrest counts for the same period may change over time.

Bar Harbor PD - ME0050100 - NIBRS Agency Crime Overview - 2024

| 2024 Population Estimate | | 7,538 | Offenses (*) | | Arrests (**) | |
|---------------------------------------|--------------|--|--------------|-----------|--------------|----------|
| Offense Overview | | | Reported | Cleared | Adult | Juvenile |
| Group A Offenses | | | | | | |
| Crimes Against Persons | | | | | | |
| Offense Total | 88 | Murder and Nonnegligent Manslaughter | 0 | 0 | 0 | 0 |
| Number Cleared | 29 | Negligent Manslaughter | 0 | 0 | 0 | 0 |
| Percent Cleared | 32.95% | Kidnapping/Abduction | 0 | 0 | 0 | 0 |
| Group A Crimes per 100,000 population | 1,167.4 | All Rape | 2 | 0 | 0 | 0 |
| | | Criminal Sexual Contact | 0 | 0 | 0 | 0 |
| | | Incest | 0 | 0 | 0 | 0 |
| | | Statutory Rape | 0 | 0 | 0 | 0 |
| | | Aggravated Assault | 0 | 0 | 0 | 0 |
| Arrest Overview | | Simple Assault | 16 | 13 | 10 | 1 |
| Total Arrests | 158 | Intimidation | 6 | 2 | 1 | 0 |
| Adult Arrests | 154 | Human Trafficking, Commercial Sex Acts | 0 | 0 | 0 | 0 |
| Juvenile Arrests | 4 | Human Trafficking, Involuntary Servitude | 0 | 0 | 0 | 0 |
| Unknown Age | 0 | Crimes Against Property | | | | |
| Arrests per 100,000 population | 2,096.0 | Arson | 0 | 0 | 0 | 0 |
| Average number offenses/incident | 1.09 | Bribery | 0 | 0 | 0 | 0 |
| | | Burglary/Breaking & Entering | 2 | 0 | 0 | 0 |
| | | Counterfeiting/Forgery | 0 | 0 | 0 | 0 |
| | | Destruction/Damage/Vandalism of Property | 18 | 7 | 5 | 0 |
| | | Embezzlement | 0 | 0 | 0 | 0 |
| | | Extortion/Blackmail | 0 | 0 | 0 | 0 |
| | | False Pretenses/Swindle/Confidence Game | 3 | 0 | 0 | 0 |
| | | Credit Card/Automated Teller Machine Fraud | 1 | 0 | 0 | 0 |
| | | Impersonation | 1 | 0 | 0 | 0 |
| | | Welfare Fraud | 0 | 0 | 0 | 0 |
| | | Wire Fraud | 0 | 0 | 0 | 0 |
| | | Identity Theft | 0 | 0 | 0 | 0 |
| | | Hacking/Computer Invasion | 0 | 0 | 0 | 0 |
| | | Robbery | 0 | 0 | 0 | 0 |
| | | Pocket-picking | 0 | 0 | 0 | 0 |
| | | Purse-snatching | 0 | 0 | 0 | 0 |
| | | Shoplifting | 0 | 0 | 0 | 0 |
| | | Theft From Building | 1 | 0 | 0 | 0 |
| | | Theft From Coin Operated Machine or Device | 0 | 0 | 0 | 0 |
| | | Theft From Motor Vehicle | 1 | 1 | 1 | 0 |
| | | Theft of Motor Vehicle Parts/Accessories | 0 | 0 | 0 | 0 |
| | | All Other Larceny | 31 | 4 | 4 | 0 |
| | | Motor Vehicle Theft | 3 | 1 | 0 | 0 |
| | | Stolen Property Offenses | 0 | 0 | 0 | 0 |
| | | Crimes Against Society | | | | |
| | | Drug/Narcotic Violations | 1 | 1 | 1 | 0 |
| | | Drug Equipment Violations | 0 | 0 | 0 | 0 |
| | | Betting/Wagering | 0 | 0 | 0 | 0 |
| | | Operating/Promoting/Assisting Gambling | 0 | 0 | 0 | 0 |
| | | Gambling Equipment Violations | 0 | 0 | 0 | 0 |
| | | Sports Tampering | 0 | 0 | 0 | 0 |
| | | Pornography/Obscene Material | 2 | 0 | 0 | 0 |
| | | Prostitution | 0 | 0 | 0 | 0 |
| | | Assisting or Promoting Prostitution | 0 | 0 | 0 | 0 |
| | | Purchasing Prostitution | 0 | 0 | 0 | 0 |
| | | Weapon Law Violations | 0 | 0 | 0 | 0 |
| | | Animal Cruelty | 0 | 0 | 0 | 0 |
| | | Total Group A Offenses | 88 | 29 | 22 | 1 |
| Group B Arrests | | | | | | |
| Offense | Adult | Juvenile | | | | |
| Bad Checks | 0 | 0 | | | | |
| Curfew/Loitering/Vagrancy Violations | 0 | 0 | | | | |
| Disorderly Conduct | 9 | 0 | | | | |
| Driving Under the Influence | 86 | 0 | | | | |
| Drunkness | 0 | 0 | | | | |
| Family Offenses (Nonviolent) | 2 | 0 | | | | |
| Liquor Law Violations | 11 | 3 | | | | |
| Peeping Tom | 0 | 0 | | | | |
| Trespass of Real Property | 2 | 0 | | | | |
| All Other Offenses | 22 | 0 | | | | |
| Total Group B | 132 | 3 | | | | |

(*) Offenses are counted using the FBI Units of Count for Crime

(**) The 'Arrests' column shows arrests made for incidents during the selected period, regardless of arrest date. Arrest counts for the same period may change over time.

Bath PD - ME0120100 - NIBRS Agency Crime Overview - 2024

| 2024 Population Estimate | | 8,871 | | Offenses (*) | | Arrests (**) | | |
|---------------------------------------|--|-----------|--|--|------------|--------------|-----------|-----------|
| | | | | Reported | Cleared | Adult | Juvenile | |
| Offense Overview | | | | Group A Offenses | | | | |
| Offense Total | | | | Crimes Against Persons | | | | |
| Offense Total | | 201 | | Murder and Nonnegligent Manslaughter | 2 | 2 | 0 | 0 |
| Number Cleared | | 92 | | Negligent Manslaughter | 0 | 0 | 0 | 0 |
| Percent Cleared | | 45.77% | | Kidnapping/Abduction | 1 | 1 | 0 | 1 |
| Group A Crimes per 100,000 population | | 2,265.8 | | All Rape | 1 | 1 | 0 | 1 |
| | | | | Criminal Sexual Contact | 0 | 0 | 0 | 0 |
| | | | | Incest | 0 | 0 | 0 | 0 |
| | | | | Statutory Rape | 0 | 0 | 0 | 0 |
| Arrest Overview | | | | | | | | |
| | | | | Aggravated Assault | 4 | 2 | 3 | 0 |
| Total Arrests | | 150 | | Simple Assault | 34 | 27 | 20 | 3 |
| Adult Arrests | | 134 | | Intimidation | 47 | 10 | 7 | 1 |
| Juvenile Arrests | | 16 | | Human Trafficking, Commercial Sex Acts | 0 | 0 | 0 | 0 |
| Unknown Age | | 0 | | Human Trafficking, Involuntary Servitude | 0 | 0 | 0 | 0 |
| Arrests per 100,000 population | | 1,690.9 | | Crimes Against Property | | | | |
| Average number offenses/incident | | 1.10 | | Arson | 0 | 0 | 0 | 0 |
| | | | | Bribery | 0 | 0 | 0 | 0 |
| | | | | Burglary/Breaking & Entering | 6 | 5 | 1 | 2 |
| | | | | Counterfeiting/Forgery | 7 | 2 | 2 | 0 |
| | | | | Destruction/Damage/Vandalism of Property | 25 | 11 | 10 | 1 |
| | | | | Embezzlement | 0 | 0 | 0 | 0 |
| | | | | Extortion/Blackmail | 0 | 0 | 0 | 0 |
| | | | | False Pretenses/Swindle/Confidence Game | 0 | 0 | 0 | 0 |
| | | | | Credit Card/Automated Teller Machine Fraud | 0 | 0 | 0 | 0 |
| | | | | Impersonation | 0 | 0 | 0 | 0 |
| | | | | Welfare Fraud | 0 | 0 | 0 | 0 |
| Bad Checks | | 0 | | Wire Fraud | 0 | 0 | 0 | 0 |
| Curfew/Loitering/Vagrancy Violations | | 0 | | Identity Theft | 0 | 0 | 0 | 0 |
| Disorderly Conduct | | 8 | | Hacking/Computer Invasion | 0 | 0 | 0 | 0 |
| Driving Under the Influence | | 24 | | Robbery | 0 | 0 | 0 | 0 |
| Drunkenness | | 0 | | Pocket-picking | 0 | 0 | 0 | 0 |
| Family Offenses (Nonviolent) | | 1 | | Purse-snatching | 0 | 0 | 0 | 0 |
| Liquor Law Violations | | 1 | | Shoplifting | 1 | 0 | 0 | 0 |
| Peeping Tom | | 0 | | Theft From Building | 0 | 0 | 0 | 0 |
| Trespass of Real Property | | 8 | | Theft From Coin Operated Machine or Device | 0 | 0 | 0 | 0 |
| All Other Offenses | | 28 | | Theft From Motor Vehicle | 1 | 0 | 0 | 0 |
| Total Group B | | 70 | | Theft of Motor Vehicle Parts/Accessories | 0 | 0 | 0 | 0 |
| | | | | All Other Larceny | 56 | 17 | 14 | 1 |
| | | | | Motor Vehicle Theft | 1 | 0 | 1 | 0 |
| | | | | Stolen Property Offenses | 0 | 0 | 0 | 0 |
| | | | | Crimes Against Society | | | | |
| | | | | Drug/Narcotic Violations | 11 | 11 | 5 | 1 |
| | | | | Drug Equipment Violations | 0 | 0 | 0 | 0 |
| | | | | Betting/Wagering | 0 | 0 | 0 | 0 |
| | | | | Operating/Promoting/Assisting Gambling | 0 | 0 | 0 | 0 |
| | | | | Gambling Equipment Violations | 0 | 0 | 0 | 0 |
| | | | | Sports Tampering | 0 | 0 | 0 | 0 |
| | | | | Pornography/Obscene Material | 0 | 0 | 0 | 0 |
| | | | | Prostitution | 0 | 0 | 0 | 0 |
| | | | | Assisting or Promoting Prostitution | 0 | 0 | 0 | 0 |
| | | | | Purchasing Prostitution | 0 | 0 | 0 | 0 |
| | | | | Weapon Law Violations | 3 | 3 | 1 | 0 |
| | | | | Animal Cruelty | 1 | 0 | 0 | 0 |
| | | | | Total Group A Offenses | 201 | 92 | 64 | 11 |

(*) Offenses are counted using the FBI Units of Count for Crime

(**) The 'Arrests' column shows arrests made for incidents during the selected period, regardless of arrest date. Arrest counts for the same period may change over time.

Belfast PD - ME0140100 - NIBRS Agency Crime Overview - 2024

| 2024 Population Estimate | | 7,111 | | Offenses (*) | | Arrests (**) | |
|---------------------------------------|--------------|--|---|-------------------------|-----------|--------------|----------|
| | | | | Reported | Cleared | Adult | Juvenile |
| Offense Overview | | | | Group A Offenses | | | |
| Crimes Against Persons | | | | | | | |
| Offense Total | 110 | Murder and Nonnegligent Manslaughter | | 0 | 0 | 0 | 0 |
| Number Cleared | 91 | Negligent Manslaughter | | 0 | 0 | 0 | 0 |
| Percent Cleared | 82.73% | Kidnapping/Abduction | | 0 | 0 | 0 | 0 |
| Group A Crimes per 100,000 population | 1,546.9 | All Rape | | 0 | 0 | 0 | 0 |
| | | Criminal Sexual Contact | | 0 | 0 | 0 | 0 |
| | | Incest | | 0 | 0 | 0 | 0 |
| | | Statutory Rape | | 0 | 0 | 0 | 0 |
| | | Aggravated Assault | | 0 | 0 | 1 | 1 |
| | | Simple Assault | | 33 | 32 | 19 | 5 |
| | | Intimidation | | 1 | 1 | 1 | 0 |
| | | Human Trafficking, Commercial Sex Acts | | 0 | 0 | 0 | 0 |
| | | Human Trafficking, Involuntary Servitude | | 0 | 0 | 0 | 0 |
| Crimes Against Property | | | | | | | |
| | | Arson | | 0 | 0 | 0 | 0 |
| | | Bribery | | 0 | 0 | 0 | 0 |
| | | Burglary/Breaking & Entering | | 2 | 1 | 0 | 1 |
| | | Counterfeiting/Forgery | | 0 | 0 | 0 | 0 |
| | | Destruction/Damage/Vandalism of Property | | 0 | 0 | 0 | 0 |
| | | Embezzlement | | 0 | 0 | 0 | 0 |
| | | Extortion/Blackmail | | 0 | 0 | 0 | 0 |
| | | False Pretenses/Swindle/Confidence Game | | 2 | 0 | 0 | 0 |
| | | Credit Card/Automated Teller Machine Fraud | | 0 | 0 | 0 | 0 |
| | | Impersonation | | 0 | 0 | 0 | 0 |
| | | Welfare Fraud | | 0 | 0 | 0 | 0 |
| | | Wire Fraud | | 0 | 0 | 0 | 0 |
| | | Identity Theft | | 0 | 0 | 0 | 0 |
| | | Hacking/Computer Invasion | | 0 | 0 | 0 | 0 |
| | | Robbery | | 0 | 0 | 0 | 0 |
| | | Pocket-picking | | 0 | 0 | 0 | 0 |
| | | Purse-snatching | | 0 | 0 | 0 | 0 |
| | | Shoplifting | | 2 | 0 | 0 | 0 |
| | | Theft From Building | | 0 | 0 | 0 | 0 |
| | | Theft From Coin Operated Machine or Device | | 0 | 0 | 0 | 0 |
| | | Theft From Motor Vehicle | | 0 | 0 | 0 | 0 |
| | | Theft of Motor Vehicle Parts/Accessories | | 0 | 0 | 0 | 0 |
| | | All Other Larceny | | 41 | 32 | 33 | 1 |
| | | Motor Vehicle Theft | | 0 | 0 | 0 | 0 |
| | | Stolen Property Offenses | | 0 | 0 | 0 | 0 |
| Crimes Against Society | | | | | | | |
| | | Drug/Narcotic Violations | | 27 | 25 | 26 | 0 |
| | | Drug Equipment Violations | | 0 | 0 | 0 | 0 |
| | | Betting/Wagering | | 0 | 0 | 0 | 0 |
| | | Operating/Promoting/Assisting Gambling | | 0 | 0 | 0 | 0 |
| | | Gambling Equipment Violations | | 0 | 0 | 0 | 0 |
| | | Sports Tampering | | 0 | 0 | 0 | 0 |
| | | Pornography/Obscene Material | | 0 | 0 | 0 | 0 |
| | | Prostitution | | 0 | 0 | 0 | 0 |
| | | Assisting or Promoting Prostitution | | 0 | 0 | 0 | 0 |
| | | Purchasing Prostitution | | 0 | 0 | 0 | 0 |
| | | Weapon Law Violations | | 1 | 0 | 0 | 0 |
| | | Animal Cruelty | | 1 | 0 | 0 | 0 |
| Total Group A Offenses | | | | 110 | 91 | 80 | 8 |
| Group B Arrests | | | | | | | |
| Offense | Adult | Juvenile | | | | | |
| Bad Checks | 0 | 0 | Credit Card/Automated Teller Machine Fraud | | | | |
| Curfew/Loitering/Vagrancy Violations | 0 | 0 | Impersonation | | | | |
| Disorderly Conduct | 6 | 1 | Welfare Fraud | | | | |
| Driving Under the Influence | 13 | 0 | Wire Fraud | | | | |
| Drunkenness | 0 | 0 | Identity Theft | | | | |
| Family Offenses (Nonviolent) | 0 | 0 | Hacking/Computer Invasion | | | | |
| Liquor Law Violations | 0 | 0 | Robbery | | | | |
| Peeping Tom | 0 | 0 | Pocket-picking | | | | |
| Trespass of Real Property | 0 | 0 | Purse-snatching | | | | |
| All Other Offenses | 5 | 0 | Shoplifting | | | | |
| Total Group B | 24 | 1 | Theft From Building | | | | |
| | | | Theft From Coin Operated Machine or Device | | | | |
| | | | Theft From Motor Vehicle | | | | |
| | | | Theft of Motor Vehicle Parts/Accessories | | | | |
| | | | All Other Larceny | | | | |
| | | | Motor Vehicle Theft | | | | |
| | | | Stolen Property Offenses | | | | |

(*) Offenses are counted using the FBI Units of Count for Crime

(**) The 'Arrests' column shows arrests made for incidents during the selected period, regardless of arrest date. Arrest counts for the same period may change over time.

Berwick PD - ME0160600 - NIBRS Agency Crime Overview - 2024

| 2024 Population Estimate | | 8,364 | | Offenses (*) | | Arrests (**) | | |
|---------------------------------------|--------------|-----------------|--|--|------------|--------------|-----------|-----------|
| | | | | Reported | Cleared | Adult | Juvenile | |
| Offense Overview | | | | Group A Offenses | | | | |
| Offense Total | | | | Crimes Against Persons | | | | |
| Offense Total | | 243 | | Murder and Nonnegligent Manslaughter | 0 | 0 | 0 | 0 |
| Number Cleared | | 134 | | Negligent Manslaughter | 0 | 0 | 0 | 0 |
| Percent Cleared | | 55.14% | | Kidnapping/Abduction | 0 | 0 | 0 | 0 |
| Group A Crimes per 100,000 population | | 2,905.3 | | All Rape | 8 | 5 | 1 | 0 |
| | | | | Criminal Sexual Contact | 2 | 0 | 0 | 0 |
| | | | | Incest | 0 | 0 | 0 | 0 |
| | | | | Statutory Rape | 1 | 0 | 0 | 0 |
| Arrest Overview | | | | | | | | |
| | | | | Aggravated Assault | 2 | 2 | 2 | 0 |
| Total Arrests | | 158 | | Simple Assault | 53 | 46 | 25 | 6 |
| Adult Arrests | | 120 | | Intimidation | 18 | 17 | 6 | 2 |
| Juvenile Arrests | | 38 | | Human Trafficking, Commercial Sex Acts | 0 | 0 | 0 | 0 |
| Unknown Age | | 0 | | Human Trafficking, Involuntary Servitude | 0 | 0 | 0 | 0 |
| Arrests per 100,000 population | | 1,889.0 | | Crimes Against Property | | | | |
| Average number offenses/incident | | 1.20 | | Arson | 0 | 0 | 0 | 0 |
| | | | | Bribery | 0 | 0 | 0 | 0 |
| | | | | Burglary/Breaking & Entering | 4 | 1 | 0 | 2 |
| | | | | Counterfeiting/Forgery | 0 | 0 | 0 | 0 |
| | | | | Destruction/Damage/Vandalism of Property | 59 | 25 | 2 | 6 |
| | | | | Embezzlement | 0 | 0 | 0 | 0 |
| | | | | Extortion/Blackmail | 0 | 0 | 0 | 0 |
| | | | | False Pretenses/Swindle/Confidence Game | 6 | 4 | 2 | 0 |
| | | | | Credit Card/Automated Teller Machine Fraud | 4 | 0 | 0 | 0 |
| | | | | Impersonation | 0 | 0 | 0 | 0 |
| | | | | Welfare Fraud | 0 | 0 | 0 | 0 |
| | | | | Wire Fraud | 0 | 0 | 0 | 0 |
| | | | | Identity Theft | 1 | 0 | 0 | 0 |
| | | | | Hacking/Computer Invasion | 0 | 0 | 0 | 0 |
| | | | | Robbery | 0 | 0 | 0 | 0 |
| | | | | Pocket-picking | 0 | 0 | 0 | 0 |
| | | | | Purse-snatching | 0 | 0 | 0 | 0 |
| | | | | Shoplifting | 0 | 0 | 0 | 0 |
| | | | | Theft From Building | 0 | 0 | 0 | 0 |
| | | | | Theft From Coin Operated Machine or Device | 0 | 0 | 0 | 0 |
| | | | | Theft From Motor Vehicle | 21 | 7 | 0 | 8 |
| | | | | Theft of Motor Vehicle Parts/Accessories | 0 | 0 | 0 | 0 |
| | | | | All Other Larceny | 42 | 13 | 3 | 1 |
| | | | | Motor Vehicle Theft | 6 | 1 | 0 | 1 |
| | | | | Stolen Property Offenses | 0 | 0 | 0 | 0 |
| | | | | Crimes Against Society | | | | |
| | | | | Drug/Narcotic Violations | 10 | 10 | 2 | 2 |
| | | | | Drug Equipment Violations | 1 | 1 | 0 | 0 |
| | | | | Betting/Wagering | 0 | 0 | 0 | 0 |
| | | | | Operating/Promoting/Assisting Gambling | 0 | 0 | 0 | 0 |
| | | | | Gambling Equipment Violations | 0 | 0 | 0 | 0 |
| | | | | Sports Tampering | 0 | 0 | 0 | 0 |
| | | | | Pornography/Obscene Material | 3 | 0 | 0 | 0 |
| | | | | Prostitution | 0 | 0 | 0 | 0 |
| | | | | Assisting or Promoting Prostitution | 0 | 0 | 0 | 0 |
| | | | | Purchasing Prostitution | 0 | 0 | 0 | 0 |
| | | | | Weapon Law Violations | 2 | 2 | 0 | 0 |
| | | | | Animal Cruelty | 0 | 0 | 0 | 0 |
| | | | | Total Group A Offenses | 243 | 134 | 43 | 28 |
| Group B Arrests | | | | | | | | |
| Offense | Adult | Juvenile | | | | | | |
| Bad Checks | 0 | 0 | | | | | | |
| Curfew/Loitering/Vagrancy Violations | 0 | 0 | | | | | | |
| Disorderly Conduct | 0 | 1 | | | | | | |
| Driving Under the Influence | 16 | 0 | | | | | | |
| Drunkness | 0 | 0 | | | | | | |
| Family Offenses (Nonviolent) | 1 | 0 | | | | | | |
| Liquor Law Violations | 0 | 1 | | | | | | |
| Peeping Tom | 0 | 0 | | | | | | |
| Trespass of Real Property | 10 | 1 | | | | | | |
| All Other Offenses | 50 | 7 | | | | | | |
| Total Group B | 77 | 10 | | | | | | |

(*) Offenses are counted using the FBI Units of Count for Crime

(**) The 'Arrests' column shows arrests made for incidents during the selected period, regardless of arrest date. Arrest counts for the same period may change over time.

Biddeford PD - ME0160100 - NIBRS Agency Crime Overview - 2024

| 2024 Population Estimate | | 22,310 | | Offenses (*) | | Arrests (**) | |
|---------------------------------------|--------------|--------------------------------------|--|--|---------|--------------|------------|
| | | | | Reported | Cleared | Adult | Juvenile |
| Offense Overview | | | | Group A Offenses | | | |
| | | | | Crimes Against Persons | | | |
| Offense Total | 1,355 | Murder and Nonnegligent Manslaughter | | 2 | 0 | 0 | 0 |
| Number Cleared | 362 | Negligent Manslaughter | | 0 | 0 | 0 | 0 |
| Percent Cleared | 26.72% | Kidnapping/Abduction | | 0 | 0 | 0 | 0 |
| Group A Crimes per 100,000 population | 6,073.5 | All Rape | | 15 | 0 | 0 | 0 |
| | | | | Criminal Sexual Contact | | 11 | 0 |
| | | | | Incest | | 1 | 0 |
| | | | | Statutory Rape | | 2 | 0 |
| | | | | Aggravated Assault | | 46 | 16 |
| | | | | Simple Assault | | 234 | 73 |
| | | | | Intimidation | | 122 | 42 |
| | | | | Human Trafficking, Commercial Sex Acts | | 0 | 0 |
| | | | | Human Trafficking, Involuntary Servitude | | 0 | 0 |
| | | | | Crimes Against Property | | | |
| | | | | Arson | | 8 | 1 |
| | | | | Bribery | | 0 | 0 |
| | | | | Burglary/Breaking & Entering | | 23 | 4 |
| | | | | Counterfeiting/Forgery | | 16 | 4 |
| | | | | Destruction/Damage/Vandalism of Property | | 153 | 17 |
| | | | | Embezzlement | | 1 | 0 |
| | | | | Extortion/Blackmail | | 7 | 0 |
| | | | | False Pretenses/Swindle/Confidence Game | | 62 | 5 |
| | | | | Credit Card/Automated Teller Machine Fraud | | 29 | 4 |
| | | | | Impersonation | | 0 | 0 |
| | | | | Welfare Fraud | | 0 | 0 |
| | | | | Wire Fraud | | 0 | 0 |
| | | | | Identity Theft | | 0 | 0 |
| | | | | Hacking/Computer Invasion | | 0 | 0 |
| | | | | Robbery | | 9 | 4 |
| | | | | Pocket-picking | | 0 | 0 |
| | | | | Purse-snatching | | 0 | 0 |
| | | | | Shoplifting | | 117 | 46 |
| | | | | Theft From Building | | 8 | 1 |
| | | | | Theft From Coin Operated Machine or Device | | 0 | 0 |
| | | | | Theft From Motor Vehicle | | 58 | 1 |
| | | | | Theft of Motor Vehicle Parts/Accessories | | 2 | 0 |
| | | | | All Other Larceny | | 311 | 74 |
| | | | | Motor Vehicle Theft | | 24 | 6 |
| | | | | Stolen Property Offenses | | 0 | 0 |
| | | | | Crimes Against Society | | | |
| | | | | Drug/Narcotic Violations | | 87 | 62 |
| | | | | Drug Equipment Violations | | 2 | 0 |
| | | | | Betting/Wagering | | 0 | 0 |
| | | | | Operating/Promoting/Assisting Gambling | | 0 | 0 |
| | | | | Gambling Equipment Violations | | 0 | 0 |
| | | | | Sports Tampering | | 0 | 0 |
| | | | | Pornography/Obscene Material | | 0 | 0 |
| | | | | Prostitution | | 1 | 0 |
| | | | | Assisting or Promoting Prostitution | | 0 | 0 |
| | | | | Purchasing Prostitution | | 0 | 0 |
| | | | | Weapon Law Violations | | 3 | 2 |
| | | | | Animal Cruelty | | 1 | 0 |
| | | | | Total Group A Offenses | | 1,355 | 362 |
| | | | | | | 243 | 26 |
| Group B Arrests | | | | | | | |
| | | | | | | | |
| Offense | Adult | Juvenile | | | | | |
| Bad Checks | 0 | 0 | | Credit Card/Automated Teller Machine Fraud | | | |
| Curfew/Loitering/Vagrancy Violations | 0 | 0 | | Impersonation | | | |
| Disorderly Conduct | 30 | 5 | | Welfare Fraud | | | |
| Driving Under the Influence | 68 | 0 | | Wire Fraud | | | |
| Drunkness | 0 | 0 | | Identity Theft | | | |
| Family Offenses (Nonviolent) | 0 | 0 | | Hacking/Computer Invasion | | | |
| Liquor Law Violations | 10 | 10 | | Robbery | | | |
| Peeping Tom | 0 | 0 | | Pocket-picking | | | |
| Trespass of Real Property | 30 | 0 | | Purse-snatching | | | |
| All Other Offenses | 169 | 2 | | Shoplifting | | | |
| Total Group B | 307 | 17 | | Theft From Building | | | |
| | | | | Theft From Coin Operated Machine or Device | | | |
| | | | | Theft From Motor Vehicle | | | |
| | | | | Theft of Motor Vehicle Parts/Accessories | | | |
| | | | | All Other Larceny | | | |
| | | | | Motor Vehicle Theft | | | |
| | | | | Stolen Property Offenses | | | |

(*) Offenses are counted using the FBI Units of Count for Crime

(**) The 'Arrests' column shows arrests made for incidents during the selected period, regardless of arrest date. Arrest counts for the same period may change over time.

Boothbay Harbor PD - ME0080100 - NIBRS Agency Crime Overview - 2024

| 2024 Population Estimate | | 2,108 | | Offenses (*) | | Arrests (**) | | |
|---------------------------------------|--------------|-----------------|--|--|-----------|--------------|-----------|----------|
| | | | | Reported | Cleared | Adult | Juvenile | |
| Offense Overview | | | | Group A Offenses | | | | |
| Offense Total | | | | Crimes Against Persons | | | | |
| Offense Total | | 42 | | Murder and Nonnegligent Manslaughter | 0 | 0 | 0 | 0 |
| Number Cleared | | 27 | | Negligent Manslaughter | 0 | 0 | 0 | 0 |
| Percent Cleared | | 64.29% | | Kidnapping/Abduction | 0 | 0 | 0 | 0 |
| Group A Crimes per 100,000 population | | 1,992.4 | | All Rape | 0 | 0 | 0 | 0 |
| | | | | Criminal Sexual Contact | 0 | 0 | 0 | 0 |
| | | | | Incest | 0 | 0 | 0 | 0 |
| | | | | Statutory Rape | 0 | 0 | 0 | 0 |
| Arrest Overview | | | | | | | | |
| | | | | Aggravated Assault | 1 | 1 | 0 | 0 |
| Total Arrests | | 54 | | Simple Assault | 5 | 4 | 4 | 0 |
| Adult Arrests | | 44 | | Intimidation | 12 | 11 | 3 | 3 |
| Juvenile Arrests | | 10 | | Human Trafficking, Commercial Sex Acts | 0 | 0 | 0 | 0 |
| Unknown Age | | 0 | | Human Trafficking, Involuntary Servitude | 0 | 0 | 0 | 0 |
| Arrests per 100,000 population | | 2,561.7 | | Crimes Against Property | | | | |
| | | | | Arson | 0 | 0 | 0 | 0 |
| | | | | Bribery | 0 | 0 | 0 | 0 |
| | | | | Burglary/Breaking & Entering | 2 | 1 | 0 | 0 |
| | | | | Counterfeiting/Forgery | 0 | 0 | 0 | 0 |
| | | | | Destruction/Damage/Vandalism of Property | 6 | 2 | 1 | 5 |
| | | | | Embezzlement | 0 | 0 | 0 | 0 |
| | | | | Extortion/Blackmail | 0 | 0 | 0 | 0 |
| | | | | False Pretenses/Swindle/Confidence Game | 2 | 1 | 1 | 0 |
| | | | | Credit Card/Automated Teller Machine Fraud | 0 | 0 | 0 | 0 |
| | | | | Impersonation | 0 | 0 | 0 | 0 |
| | | | | Welfare Fraud | 0 | 0 | 0 | 0 |
| | | | | Wire Fraud | 0 | 0 | 0 | 0 |
| | | | | Identity Theft | 0 | 0 | 0 | 0 |
| | | | | Hacking/Computer Invasion | 0 | 0 | 0 | 0 |
| | | | | Robbery | 0 | 0 | 0 | 0 |
| | | | | Pocket-picking | 0 | 0 | 0 | 0 |
| | | | | Purse-snatching | 0 | 0 | 0 | 0 |
| | | | | Shoplifting | 0 | 0 | 0 | 0 |
| | | | | Theft From Building | 3 | 0 | 0 | 0 |
| | | | | Theft From Coin Operated Machine or Device | 0 | 0 | 0 | 0 |
| | | | | Theft From Motor Vehicle | 0 | 0 | 0 | 0 |
| | | | | Theft of Motor Vehicle Parts/Accessories | 0 | 0 | 0 | 0 |
| | | | | All Other Larceny | 7 | 4 | 4 | 0 |
| | | | | Motor Vehicle Theft | 1 | 0 | 0 | 0 |
| | | | | Stolen Property Offenses | 0 | 0 | 0 | 0 |
| | | | | Crimes Against Society | | | | |
| | | | | Drug/Narcotic Violations | 3 | 3 | 2 | 1 |
| | | | | Drug Equipment Violations | 0 | 0 | 0 | 0 |
| | | | | Betting/Wagering | 0 | 0 | 0 | 0 |
| | | | | Operating/Promoting/Assisting Gambling | 0 | 0 | 0 | 0 |
| | | | | Gambling Equipment Violations | 0 | 0 | 0 | 0 |
| | | | | Sports Tampering | 0 | 0 | 0 | 0 |
| | | | | Pornography/Obscene Material | 0 | 0 | 0 | 0 |
| | | | | Prostitution | 0 | 0 | 0 | 0 |
| | | | | Assisting or Promoting Prostitution | 0 | 0 | 0 | 0 |
| | | | | Purchasing Prostitution | 0 | 0 | 0 | 0 |
| | | | | Weapon Law Violations | 0 | 0 | 0 | 0 |
| | | | | Animal Cruelty | 0 | 0 | 0 | 0 |
| | | | | Total Group A Offenses | 42 | 27 | 15 | 9 |
| Group B Arrests | | | | | | | | |
| Offense | Adult | Juvenile | | | | | | |
| Bad Checks | 0 | 0 | | | | | | |
| Curfew/Loitering/Vagrancy Violations | 0 | 0 | | | | | | |
| Disorderly Conduct | 0 | 0 | | | | | | |
| Driving Under the Influence | 4 | 0 | | | | | | |
| Drunkenness | 0 | 0 | | | | | | |
| Family Offenses (Nonviolent) | 0 | 0 | | | | | | |
| Liquor Law Violations | 2 | 0 | | | | | | |
| Peeping Tom | 0 | 0 | | | | | | |
| Trespass of Real Property | 2 | 0 | | | | | | |
| All Other Offenses | 21 | 1 | | | | | | |
| Total Group B | 29 | 1 | | | | | | |

(*) Offenses are counted using the FBI Units of Count for Crime

(**) The 'Arrests' column shows arrests made for incidents during the selected period, regardless of arrest date. Arrest counts for the same period may change over time.

Brewer PD - ME0100200 - NIBRS Agency Crime Overview - 2024

| 2024 Population Estimate | | 9,639 | Offenses (*) | | Arrests (**) | |
|---------------------------------------|--------------|--|--------------|------------|--------------|----------|
| Offense Overview | | | Reported | Cleared | Adult | Juvenile |
| Group A Offenses | | | | | | |
| Crimes Against Persons | | | | | | |
| Offense Total | 284 | Murder and Nonnegligent Manslaughter | 0 | 0 | 0 | 0 |
| Number Cleared | 226 | Negligent Manslaughter | 0 | 0 | 0 | 0 |
| Percent Cleared | 79.58% | Kidnapping/Abduction | 0 | 0 | 0 | 0 |
| Group A Crimes per 100,000 population | 2,946.4 | All Rape | 0 | 0 | 0 | 0 |
| | | Criminal Sexual Contact | 0 | 0 | 0 | 0 |
| | | Incest | 0 | 0 | 0 | 0 |
| | | Statutory Rape | 0 | 0 | 0 | 0 |
| | | Aggravated Assault | 0 | 0 | 1 | 0 |
| Arrest Overview | | Simple Assault | 19 | 17 | 16 | 0 |
| Total Arrests | 291 | Intimidation | 8 | 5 | 5 | 0 |
| Adult Arrests | 285 | Human Trafficking, Commercial Sex Acts | 0 | 0 | 0 | 0 |
| Juvenile Arrests | 6 | Human Trafficking, Involuntary Servitude | 0 | 0 | 0 | 0 |
| Unknown Age | 0 | Crimes Against Property | | | | |
| Arrests per 100,000 population | 3,019.0 | Arson | 0 | 0 | 0 | 0 |
| Average number offenses/incident | 1.06 | Bribery | 0 | 0 | 0 | 0 |
| | | Burglary/Breaking & Entering | 10 | 2 | 1 | 0 |
| | | Counterfeiting/Forgery | 2 | 2 | 2 | 0 |
| | | Destruction/Damage/Vandalism of Property | 16 | 10 | 7 | 1 |
| | | Embezzlement | 0 | 0 | 0 | 0 |
| | | Extortion/Blackmail | 0 | 0 | 0 | 0 |
| | | False Pretenses/Swindle/Confidence Game | 0 | 0 | 1 | 0 |
| | | Credit Card/Automated Teller Machine Fraud | 0 | 0 | 0 | 0 |
| | | Impersonation | 0 | 0 | 0 | 0 |
| | | Welfare Fraud | 0 | 0 | 0 | 0 |
| | | Wire Fraud | 0 | 0 | 0 | 0 |
| | | Identity Theft | 0 | 0 | 0 | 0 |
| | | Hacking/Computer Invasion | 0 | 0 | 0 | 0 |
| | | Robbery | 4 | 3 | 4 | 0 |
| | | Pocket-picking | 0 | 0 | 0 | 0 |
| | | Purse-snatching | 0 | 0 | 0 | 0 |
| | | Shoplifting | 99 | 88 | 1 | 0 |
| | | Theft From Building | 1 | 1 | 0 | 0 |
| | | Theft From Coin Operated Machine or Device | 0 | 0 | 0 | 0 |
| | | Theft From Motor Vehicle | 8 | 0 | 1 | 0 |
| | | Theft of Motor Vehicle Parts/Accessories | 0 | 0 | 0 | 0 |
| | | All Other Larceny | 56 | 40 | 137 | 4 |
| | | Motor Vehicle Theft | 2 | 1 | 0 | 0 |
| | | Stolen Property Offenses | 0 | 0 | 1 | 0 |
| | | Crimes Against Society | | | | |
| | | Drug/Narcotic Violations | 58 | 56 | 56 | 0 |
| | | Drug Equipment Violations | 0 | 0 | 0 | 0 |
| | | Betting/Wagering | 0 | 0 | 0 | 0 |
| | | Operating/Promoting/Assisting Gambling | 0 | 0 | 0 | 0 |
| | | Gambling Equipment Violations | 0 | 0 | 0 | 0 |
| | | Sports Tampering | 0 | 0 | 0 | 0 |
| | | Pornography/Obscene Material | 1 | 1 | 1 | 0 |
| | | Prostitution | 0 | 0 | 0 | 0 |
| | | Assisting or Promoting Prostitution | 0 | 0 | 0 | 0 |
| | | Purchasing Prostitution | 0 | 0 | 0 | 0 |
| | | Weapon Law Violations | 0 | 0 | 0 | 0 |
| | | Animal Cruelty | 0 | 0 | 0 | 0 |
| | | Total Group A Offenses | 284 | 226 | 234 | 5 |
| Group B Arrests | | | | | | |
| Offense | Adult | Juvenile | | | | |
| Bad Checks | 0 | 0 | | | | |
| Curfew/Loitering/Vagrancy Violations | 0 | 0 | | | | |
| Disorderly Conduct | 4 | 0 | | | | |
| Driving Under the Influence | 7 | 0 | | | | |
| Drunkenness | 0 | 0 | | | | |
| Family Offenses (Nonviolent) | 1 | 0 | | | | |
| Liquor Law Violations | 0 | 0 | | | | |
| Peeping Tom | 0 | 0 | | | | |
| Trespass of Real Property | 10 | 1 | | | | |
| All Other Offenses | 29 | 0 | | | | |
| Total Group B | 51 | 1 | | | | |

(*) Offenses are counted using the FBI Units of Count for Crime

(**) The 'Arrests' column shows arrests made for incidents during the selected period, regardless of arrest date. Arrest counts for the same period may change over time.

Bridgton PD - ME0030900 - NIBRS Agency Crime Overview - 2024

| 2024 Population Estimate | | 5,772 | | Offenses (*) | | Arrests (**) | |
|---------------------------------------|--------------|--|--|-------------------------|------------|--------------|----------|
| | | | | Reported | Cleared | Adult | Juvenile |
| Offense Overview | | | | Group A Offenses | | | |
| Crimes Against Persons | | | | | | | |
| Offense Total | 145 | Murder and Nonnegligent Manslaughter | | 0 | 0 | 0 | 0 |
| Number Cleared | 104 | Negligent Manslaughter | | 0 | 0 | 0 | 0 |
| Percent Cleared | 71.72% | Kidnapping/Abduction | | 1 | 0 | 0 | 0 |
| Group A Crimes per 100,000 population | 2,512.1 | All Rape | | 0 | 0 | 0 | 0 |
| | | Criminal Sexual Contact | | 0 | 0 | 0 | 0 |
| | | Incest | | 0 | 0 | 0 | 0 |
| | | Statutory Rape | | 0 | 0 | 0 | 0 |
| Arrest Overview | | Aggravated Assault | | 4 | 4 | 6 | 0 |
| Total Arrests | 211 | Simple Assault | | 25 | 25 | 21 | 1 |
| Adult Arrests | 202 | Intimidation | | 5 | 5 | 5 | 0 |
| Juvenile Arrests | 9 | Human Trafficking, Commercial Sex Acts | | 0 | 0 | 0 | 0 |
| Unknown Age | 0 | Human Trafficking, Involuntary Servitude | | 0 | 0 | 0 | 0 |
| Arrests per 100,000 population | 3,655.6 | Crimes Against Property | | | | | |
| Average number offenses/incident | 1.11 | Arson | | 0 | 0 | 0 | 0 |
| | | Bribery | | 0 | 0 | 0 | 0 |
| | | Burglary/Breaking & Entering | | 3 | 2 | 2 | 0 |
| | | Counterfeiting/Forgery | | 3 | 3 | 2 | 0 |
| | | Destruction/Damage/Vandalism of Property | | 22 | 11 | 5 | 1 |
| | | Embezzlement | | 0 | 0 | 0 | 0 |
| | | Extortion/Blackmail | | 0 | 0 | 0 | 0 |
| | | False Pretenses/Swindle/Confidence Game | | 0 | 0 | 0 | 0 |
| | | Credit Card/Automated Teller Machine Fraud | | 0 | 0 | 0 | 0 |
| | | Impersonation | | 2 | 1 | 1 | 0 |
| | | Welfare Fraud | | 0 | 0 | 0 | 0 |
| | | Wire Fraud | | 0 | 0 | 0 | 0 |
| | | Identity Theft | | 0 | 0 | 0 | 0 |
| | | Hacking/Computer Invasion | | 0 | 0 | 0 | 0 |
| | | Robbery | | 0 | 0 | 0 | 0 |
| | | Pocket-picking | | 0 | 0 | 0 | 0 |
| | | Purse-snatching | | 1 | 0 | 0 | 0 |
| | | Shoplifting | | 3 | 3 | 14 | 0 |
| | | Theft From Building | | 1 | 1 | 1 | 0 |
| | | Theft From Coin Operated Machine or Device | | 0 | 0 | 0 | 0 |
| | | Theft From Motor Vehicle | | 0 | 0 | 0 | 0 |
| | | Theft of Motor Vehicle Parts/Accessories | | 0 | 0 | 0 | 0 |
| | | All Other Larceny | | 48 | 25 | 18 | 1 |
| | | Motor Vehicle Theft | | 3 | 2 | 1 | 0 |
| | | Stolen Property Offenses | | 0 | 0 | 0 | 0 |
| | | Crimes Against Society | | | | | |
| | | Drug/Narcotic Violations | | 19 | 18 | 14 | 1 |
| | | Drug Equipment Violations | | 1 | 1 | 1 | 0 |
| | | Betting/Wagering | | 0 | 0 | 0 | 0 |
| | | Operating/Promoting/Assisting Gambling | | 0 | 0 | 0 | 0 |
| | | Gambling Equipment Violations | | 0 | 0 | 0 | 0 |
| | | Sports Tampering | | 0 | 0 | 0 | 0 |
| | | Pornography/Obscene Material | | 0 | 0 | 0 | 0 |
| | | Prostitution | | 0 | 0 | 0 | 0 |
| | | Assisting or Promoting Prostitution | | 0 | 0 | 0 | 0 |
| | | Purchasing Prostitution | | 0 | 0 | 0 | 0 |
| | | Weapon Law Violations | | 4 | 3 | 0 | 1 |
| | | Animal Cruelty | | 0 | 0 | 0 | 0 |
| | | Total Group A Offenses | | 145 | 104 | 91 | 5 |
| Group B Arrests | | | | | | | |
| Offense | Adult | Juvenile | | | | | |
| Bad Checks | 0 | 0 | Credit Card/Automated Teller Machine Fraud | | | | |
| Curfew/Loitering/Vagrancy Violations | 0 | 0 | Impersonation | | | | |
| Disorderly Conduct | 10 | 1 | Welfare Fraud | | | | |
| Driving Under the Influence | 38 | 0 | Wire Fraud | | | | |
| Drunkness | 0 | 0 | Identity Theft | | | | |
| Family Offenses (Nonviolent) | 1 | 0 | Hacking/Computer Invasion | | | | |
| Liquor Law Violations | 0 | 3 | Robbery | | | | |
| Peeping Tom | 0 | 0 | Pocket-picking | | | | |
| Trespass of Real Property | 8 | 0 | Purse-snatching | | | | |
| All Other Offenses | 54 | 0 | Shoplifting | | | | |
| Total Group B | 111 | 4 | Theft From Building | | | | |
| | | | Theft From Coin Operated Machine or Device | | | | |
| | | | Theft From Motor Vehicle | | | | |
| | | | Theft of Motor Vehicle Parts/Accessories | | | | |
| | | | All Other Larceny | | | | |
| | | | Motor Vehicle Theft | | | | |
| | | | Stolen Property Offenses | | | | |

(*) Offenses are counted using the FBI Units of Count for Crime

(**) The 'Arrests' column shows arrests made for incidents during the selected period, regardless of arrest date. Arrest counts for the same period may change over time.

Brunswick PD - ME0030100 - NIBRS Agency Crime Overview - 2024

| 2024 Population Estimate | | 22,662 | | Offenses (*) | | Arrests (**) | | |
|---------------------------------------|--------------|--|--|--|------------|--------------|------------|-----------|
| | | | | Reported | Cleared | Adult | Juvenile | |
| Offense Overview | | | | Group A Offenses | | | | |
| Crimes Against Persons | | | | Crimes Against Persons | | | | |
| Offense Total | 636 | Murder and Nonnegligent Manslaughter | | 0 | 0 | 0 | 0 | |
| Number Cleared | 391 | Negligent Manslaughter | | 1 | 0 | 0 | 0 | |
| Percent Cleared | 61.48% | Kidnapping/Abduction | | 1 | 1 | 1 | 0 | |
| Group A Crimes per 100,000 population | 2,806.5 | All Rape | | 6 | 0 | 0 | 0 | |
| | | Criminal Sexual Contact | | 2 | 0 | 0 | 0 | |
| | | Incest | | 0 | 0 | 0 | 0 | |
| | | Statutory Rape | | 0 | 0 | 0 | 0 | |
| | | Aggravated Assault | | 9 | 7 | 6 | 0 | |
| | | Simple Assault | | 64 | 44 | 29 | 1 | |
| | | Intimidation | | 25 | 14 | 8 | 2 | |
| | | Human Trafficking, Commercial Sex Acts | | 0 | 0 | 0 | 0 | |
| | | Human Trafficking, Involuntary Servitude | | 0 | 0 | 0 | 0 | |
| Arrest Overview | | | | Crimes Against Property | | | | |
| Total Arrests | 766 | Arson | | 0 | 0 | 0 | 0 | |
| Adult Arrests | 736 | Bribery | | 0 | 0 | 0 | 0 | |
| Juvenile Arrests | 30 | Burglary/Breaking & Entering | | 8 | 1 | 1 | 0 | |
| Unknown Age | 0 | Counterfeiting/Forgery | | 9 | 2 | 0 | 0 | |
| Arrests per 100,000 population | 3,380.1 | Destruction/Damage/Vandalism of Property | | 90 | 41 | 19 | 2 | |
| Average number offenses/incident | 1.14 | Embezzlement | | 0 | 0 | 0 | 0 | |
| | | Extortion/Blackmail | | 3 | 0 | 0 | 0 | |
| | | False Pretenses/Swindle/Confidence Game | | 34 | 9 | 5 | 0 | |
| | | Credit Card/Automated Teller Machine Fraud | | 10 | 1 | 1 | 0 | |
| | | Impersonation | | 3 | 0 | 0 | 0 | |
| | | Welfare Fraud | | 0 | 0 | 0 | 0 | |
| | | Wire Fraud | | 0 | 0 | 0 | 0 | |
| | | Identity Theft | | 0 | 0 | 0 | 0 | |
| | | Hacking/Computer Invasion | | 0 | 0 | 0 | 0 | |
| | | Robbery | | 1 | 1 | 1 | 0 | |
| | | Pocket-picking | | 0 | 0 | 0 | 0 | |
| | | Purse-snatching | | 0 | 0 | 0 | 0 | |
| | | Shoplifting | | 14 | 14 | 14 | 0 | |
| | | Theft From Building | | 1 | 1 | 1 | 0 | |
| | | Theft From Coin Operated Machine or Device | | 0 | 0 | 0 | 0 | |
| | | Theft From Motor Vehicle | | 7 | 1 | 0 | 3 | |
| | | Theft of Motor Vehicle Parts/Accessories | | 0 | 0 | 0 | 0 | |
| | | All Other Larceny | | 235 | 162 | 161 | 4 | |
| | | Motor Vehicle Theft | | 12 | 5 | 4 | 0 | |
| | | Stolen Property Offenses | | 1 | 1 | 0 | 0 | |
| Group B Arrests | | | | Crimes Against Society | | | | |
| Offense | Adult | Juvenile | | Drug/Narcotic Violations | 62 | 57 | 43 | 0 |
| Bad Checks | 2 | 0 | | Drug Equipment Violations | 16 | 15 | 10 | 0 |
| Curfew/Loitering/Vagrancy Violations | 0 | 0 | | Betting/Wagering | 0 | 0 | 0 | 0 |
| Disorderly Conduct | 23 | 2 | | Operating/Promoting/Assisting Gambling | 0 | 0 | 0 | 0 |
| Driving Under the Influence | 127 | 0 | | Gambling Equipment Violations | 0 | 0 | 0 | 0 |
| Drunkness | 0 | 0 | | Sports Tampering | 0 | 0 | 0 | 0 |
| Family Offenses (Nonviolent) | 2 | 0 | | Pornography/Obscene Material | 6 | 1 | 1 | 0 |
| Liquor Law Violations | 29 | 1 | | Prostitution | 0 | 0 | 0 | 0 |
| Peeping Tom | 0 | 0 | | Assisting or Promoting Prostitution | 0 | 0 | 0 | 0 |
| Trespass of Real Property | 22 | 0 | | Purchasing Prostitution | 0 | 0 | 0 | 0 |
| All Other Offenses | 220 | 14 | | Weapon Law Violations | 15 | 12 | 5 | 1 |
| Total Group B | 425 | 17 | | Animal Cruelty | 1 | 1 | 1 | 0 |
| | | | | Total Group A Offenses | 636 | 391 | 311 | 13 |

(*) Offenses are counted using the FBI Units of Count for Crime

(**) The 'Arrests' column shows arrests made for incidents during the selected period, regardless of arrest date. Arrest counts for the same period may change over time.

Bucksport PD - ME0050300 - NIBRS Agency Crime Overview - 2024

| 2024 Population Estimate | | 5,039 | | Offenses (*) | | Arrests (**) | | |
|---------------------------------------|--------------|--|--|--|-----------|--------------|-----------|----------|
| | | | | Reported | Cleared | Adult | Juvenile | |
| Offense Overview | | | | Group A Offenses | | | | |
| Crimes Against Persons | | | | Crimes Against Persons | | | | |
| Offense Total | 95 | Murder and Nonnegligent Manslaughter | | 0 | 0 | 0 | 0 | |
| Number Cleared | 51 | Negligent Manslaughter | | 0 | 0 | 0 | 0 | |
| Percent Cleared | 53.68% | Kidnapping/Abduction | | 0 | 0 | 0 | 0 | |
| Group A Crimes per 100,000 population | 1,885.3 | All Rape | | 2 | 0 | 0 | 0 | |
| | | Criminal Sexual Contact | | 0 | 0 | 0 | 0 | |
| | | Incest | | 0 | 0 | 0 | 0 | |
| | | Statutory Rape | | 0 | 0 | 0 | 0 | |
| | | Aggravated Assault | | 1 | 1 | 2 | 0 | |
| | | Simple Assault | | 17 | 12 | 7 | 0 | |
| | | Intimidation | | 13 | 4 | 1 | 0 | |
| | | Human Trafficking, Commercial Sex Acts | | 0 | 0 | 0 | 0 | |
| | | Human Trafficking, Involuntary Servitude | | 0 | 0 | 0 | 0 | |
| Arrest Overview | | | | Crimes Against Property | | | | |
| Total Arrests | 110 | Arson | | 0 | 0 | 0 | 0 | |
| Adult Arrests | 100 | Bribery | | 0 | 0 | 0 | 0 | |
| Juvenile Arrests | 10 | Burglary/Breaking & Entering | | 1 | 0 | 0 | 0 | |
| Unknown Age | 0 | Counterfeiting/Forgery | | 2 | 1 | 0 | 0 | |
| Arrests per 100,000 population | 2,183.0 | Destruction/Damage/Vandalism of Property | | 14 | 3 | 3 | 0 | |
| Average number offenses/incident | 1.00 | Embezzlement | | 0 | 0 | 0 | 0 | |
| | | Extortion/Blackmail | | 0 | 0 | 0 | 0 | |
| | | False Pretenses/Swindle/Confidence Game | | 1 | 0 | 2 | 0 | |
| | | Credit Card/Automated Teller Machine Fraud | | 0 | 0 | 0 | 0 | |
| | | Impersonation | | 2 | 0 | 0 | 0 | |
| | | Welfare Fraud | | 0 | 0 | 0 | 0 | |
| | | Wire Fraud | | 2 | 0 | 0 | 0 | |
| | | Identity Theft | | 0 | 0 | 0 | 0 | |
| | | Hacking/Computer Invasion | | 0 | 0 | 0 | 0 | |
| | | Robbery | | 0 | 0 | 0 | 0 | |
| | | Pocket-picking | | 0 | 0 | 0 | 0 | |
| | | Purse-snatching | | 0 | 0 | 0 | 0 | |
| | | Shoplifting | | 5 | 5 | 0 | 0 | |
| | | Theft From Building | | 11 | 6 | 0 | 2 | |
| | | Theft From Coin Operated Machine or Device | | 0 | 0 | 0 | 0 | |
| | | Theft From Motor Vehicle | | 1 | 0 | 0 | 0 | |
| | | Theft of Motor Vehicle Parts/Accessories | | 0 | 0 | 0 | 0 | |
| | | All Other Larceny | | 9 | 6 | 14 | 0 | |
| | | Motor Vehicle Theft | | 1 | 1 | 0 | 0 | |
| | | Stolen Property Offenses | | 0 | 0 | 1 | 0 | |
| Group B Arrests | | | | Crimes Against Society | | | | |
| Offense | Adult | Juvenile | | Drug/Narcotic Violations | 12 | 11 | 7 | 2 |
| Bad Checks | 0 | 0 | | Drug Equipment Violations | 0 | 0 | 0 | 0 |
| Curfew/Loitering/Vagrancy Violations | 0 | 0 | | Betting/Wagering | 0 | 0 | 0 | 0 |
| Disorderly Conduct | 5 | 0 | | Operating/Promoting/Assisting Gambling | 0 | 0 | 0 | 0 |
| Driving Under the Influence | 16 | 0 | | Gambling Equipment Violations | 0 | 0 | 0 | 0 |
| Drunkenness | 0 | 0 | | Sports Tampering | 0 | 0 | 0 | 0 |
| Family Offenses (Nonviolent) | 0 | 0 | | Pornography/Obscene Material | 0 | 0 | 0 | 0 |
| Liquor Law Violations | 6 | 5 | | Prostitution | 0 | 0 | 0 | 0 |
| Peeping Tom | 0 | 0 | | Assisting or Promoting Prostitution | 0 | 0 | 0 | 0 |
| Trespass of Real Property | 2 | 0 | | Purchasing Prostitution | 0 | 0 | 0 | 0 |
| All Other Offenses | 33 | 1 | | Weapon Law Violations | 0 | 0 | 0 | 0 |
| Total Group B | 62 | 6 | | Animal Cruelty | 1 | 1 | 1 | 0 |
| | | | | Total Group A Offenses | 95 | 51 | 38 | 4 |

(*) Offenses are counted using the FBI Units of Count for Crime

(**) The 'Arrests' column shows arrests made for incidents during the selected period, regardless of arrest date. Arrest counts for the same period may change over time.

Buxton PD - ME0161800 - NIBRS Agency Crime Overview - 2024

| 2024 Population Estimate | | 8,591 | | Offenses (*) | | Arrests (**) | | | |
|---------------------------------------|--------------|--|--|--|---------|--------------|-----------|-----------|----------|
| | | | | Reported | Cleared | Adult | Juvenile | | |
| Offense Overview | | | | Group A Offenses | | | | | |
| Crimes Against Persons | | | | Crimes Against Persons | | | | | |
| Offense Total | 213 | Murder and Nonnegligent Manslaughter | | 0 | 0 | 0 | 0 | | |
| Number Cleared | 82 | Negligent Manslaughter | | 0 | 0 | 0 | 0 | | |
| Percent Cleared | 38.50% | Kidnapping/Abduction | | 0 | 0 | 0 | 0 | | |
| Group A Crimes per 100,000 population | 2,479.3 | All Rape | | 3 | 0 | 0 | 0 | | |
| | | Criminal Sexual Contact | | 5 | 0 | 0 | 0 | | |
| | | Incest | | 0 | 0 | 0 | 0 | | |
| | | Statutory Rape | | 3 | 0 | 0 | 0 | | |
| | | Aggravated Assault | | 6 | 6 | 3 | 0 | | |
| | | Simple Assault | | 32 | 24 | 21 | 1 | | |
| | | Intimidation | | 11 | 3 | 1 | 1 | | |
| | | Human Trafficking, Commercial Sex Acts | | 0 | 0 | 0 | 0 | | |
| | | Human Trafficking, Involuntary Servitude | | 0 | 0 | 0 | 0 | | |
| Arrest Overview | | | | Crimes Against Property | | | | | |
| Total Arrests | 178 | Arson | | 1 | 0 | 0 | 0 | | |
| Adult Arrests | 169 | Bribery | | 1 | 0 | 0 | 0 | | |
| Juvenile Arrests | 9 | Burglary/Breaking & Entering | | 8 | 1 | 0 | 0 | | |
| Unknown Age | 0 | Counterfeiting/Forgery | | 2 | 1 | 0 | 0 | | |
| Arrests per 100,000 population | 2,071.9 | Destruction/Damage/Vandalism of Property | | 21 | 7 | 3 | 0 | | |
| Average number offenses/incident | 1.08 | Embezzlement | | 0 | 0 | 0 | 0 | | |
| | | Extortion/Blackmail | | 1 | 0 | 0 | 0 | | |
| | | False Pretenses/Swindle/Confidence Game | | 11 | 1 | 1 | 0 | | |
| | | Credit Card/Automated Teller Machine Fraud | | 1 | 0 | 0 | 0 | | |
| | | Impersonation | | 0 | 0 | 0 | 0 | | |
| | | Welfare Fraud | | 0 | 0 | 0 | 0 | | |
| | | Wire Fraud | | 0 | 0 | 0 | 0 | | |
| | | Identity Theft | | 0 | 0 | 0 | 0 | | |
| | | Hacking/Computer Invasion | | 0 | 0 | 0 | 0 | | |
| | | Robbery | | 1 | 0 | 0 | 0 | | |
| | | Pocket-picking | | 0 | 0 | 0 | 0 | | |
| | | Purse-snatching | | 0 | 0 | 0 | 0 | | |
| | | Shoplifting | | 12 | 4 | 3 | 1 | | |
| | | Theft From Building | | 11 | 4 | 0 | 0 | | |
| | | Theft From Coin Operated Machine or Device | | 0 | 0 | 0 | 0 | | |
| | | Theft From Motor Vehicle | | 14 | 0 | 0 | 0 | | |
| | | Theft of Motor Vehicle Parts/Accessories | | 6 | 0 | 0 | 0 | | |
| | | All Other Larceny | | 24 | 1 | 5 | 0 | | |
| | | Motor Vehicle Theft | | 5 | 1 | 2 | 0 | | |
| | | Stolen Property Offenses | | 2 | 2 | 0 | 1 | | |
| Group B Arrests | | | | Crimes Against Society | | | | | |
| Offense | Adult | Juvenile | | Crimes Against Society | | | | | |
| Bad Checks | 0 | 0 | | Drug/Narcotic Violations | | 30 | 26 | 19 | 1 |
| Curfew/Loitering/Vagrancy Violations | 0 | 0 | | Drug Equipment Violations | | 0 | 0 | 0 | 0 |
| Disorderly Conduct | 5 | 1 | | Betting/Wagering | | 0 | 0 | 0 | 0 |
| Driving Under the Influence | 27 | 0 | | Operating/Promoting/Assisting Gambling | | 0 | 0 | 0 | 0 |
| Drunkness | 0 | 0 | | Gambling Equipment Violations | | 0 | 0 | 0 | 0 |
| Family Offenses (Nonviolent) | 0 | 0 | | Sports Tampering | | 0 | 0 | 0 | 0 |
| Liquor Law Violations | 0 | 0 | | Pornography/Obscene Material | | 0 | 0 | 0 | 0 |
| Peeping Tom | 0 | 0 | | Prostitution | | 0 | 0 | 0 | 0 |
| Trespass of Real Property | 4 | 1 | | Assisting or Promoting Prostitution | | 0 | 0 | 0 | 0 |
| All Other Offenses | 75 | 2 | | Purchasing Prostitution | | 0 | 0 | 0 | 0 |
| Total Group B | 111 | 4 | | Weapon Law Violations | | 1 | 1 | 0 | 0 |
| | | | | Animal Cruelty | | 1 | 0 | 0 | 0 |
| | | | | Total Group A Offenses | | 213 | 82 | 58 | 5 |

(*) Offenses are counted using the FBI Units of Count for Crime

(**) The 'Arrests' column shows arrests made for incidents during the selected period, regardless of arrest date. Arrest counts for the same period may change over time.

Calais PD - ME0150100 - NIBRS Agency Crime Overview - 2024

| 2024 Population Estimate | | 3,140 | | Offenses (*) | | Arrests (**) | |
|---------------------------------------|--------------|--|--|--|-----------|--------------|-----------|
| | | | | Reported | Cleared | Adult | Juvenile |
| Offense Overview | | | | Group A Offenses | | | |
| Crimes Against Persons | | | | | | | |
| Offense Total | 69 | Murder and Nonnegligent Manslaughter | | 0 | 0 | 0 | 0 |
| Number Cleared | 41 | Negligent Manslaughter | | 0 | 0 | 0 | 0 |
| Percent Cleared | 59.42% | Kidnapping/Abduction | | 0 | 0 | 0 | 0 |
| Group A Crimes per 100,000 population | 2,197.5 | All Rape | | 0 | 0 | 0 | 0 |
| | | Criminal Sexual Contact | | 0 | 0 | 0 | 0 |
| | | Incest | | 0 | 0 | 0 | 0 |
| | | Statutory Rape | | 0 | 0 | 0 | 0 |
| | | Aggravated Assault | | 2 | 0 | 0 | 0 |
| | | Simple Assault | | 13 | 12 | 6 | 5 |
| | | Intimidation | | 1 | 1 | 1 | 0 |
| | | Human Trafficking, Commercial Sex Acts | | 0 | 0 | 0 | 0 |
| | | Human Trafficking, Involuntary Servitude | | 0 | 0 | 0 | 0 |
| Arrest Overview | | | | Crimes Against Property | | | |
| Total Arrests | 75 | Arson | | 0 | 0 | 0 | 0 |
| Adult Arrests | 66 | Bribery | | 0 | 0 | 0 | 0 |
| Juvenile Arrests | 9 | Burglary/Breaking & Entering | | 3 | 2 | 1 | 1 |
| Unknown Age | 0 | Counterfeiting/Forgery | | 0 | 0 | 0 | 0 |
| Arrests per 100,000 population | 2,388.5 | Destruction/Damage/Vandalism of Property | | 1 | 1 | 1 | 0 |
| Average number offenses/incident | 1.06 | Embezzlement | | 0 | 0 | 0 | 0 |
| | | Extortion/Blackmail | | 0 | 0 | 0 | 0 |
| | | False Pretenses/Swindle/Confidence Game | | 0 | 0 | 0 | 0 |
| | | Credit Card/Automated Teller Machine Fraud | | 0 | 0 | 0 | 0 |
| | | Impersonation | | 0 | 0 | 0 | 0 |
| | | Welfare Fraud | | 0 | 0 | 0 | 0 |
| | | Wire Fraud | | 0 | 0 | 0 | 0 |
| | | Identity Theft | | 0 | 0 | 0 | 0 |
| | | Hacking/Computer Invasion | | 0 | 0 | 0 | 0 |
| | | Robbery | | 0 | 0 | 0 | 0 |
| | | Pocket-picking | | 0 | 0 | 0 | 0 |
| | | Purse-snatching | | 0 | 0 | 0 | 0 |
| | | Shoplifting | | 11 | 6 | 5 | 2 |
| | | Theft From Building | | 0 | 0 | 0 | 0 |
| | | Theft From Coin Operated Machine or Device | | 0 | 0 | 0 | 0 |
| | | Theft From Motor Vehicle | | 3 | 1 | 1 | 0 |
| | | Theft of Motor Vehicle Parts/Accessories | | 0 | 0 | 0 | 0 |
| | | All Other Larceny | | 19 | 10 | 9 | 0 |
| | | Motor Vehicle Theft | | 9 | 1 | 0 | 1 |
| | | Stolen Property Offenses | | 0 | 0 | 0 | 0 |
| Group B Arrests | | | | Crimes Against Society | | | |
| Offense | Adult | Juvenile | | | | | |
| Bad Checks | 0 | 0 | | Drug/Narcotic Violations | 7 | 7 | 5 |
| Curfew/Loitering/Vagrancy Violations | 0 | 0 | | Drug Equipment Violations | 0 | 0 | 0 |
| Disorderly Conduct | 1 | 0 | | Betting/Wagering | 0 | 0 | 0 |
| Driving Under the Influence | 4 | 0 | | Operating/Promoting/Assisting Gambling | 0 | 0 | 0 |
| Drunkenness | 0 | 0 | | Gambling Equipment Violations | 0 | 0 | 0 |
| Family Offenses (Nonviolent) | 0 | 0 | | Sports Tampering | 0 | 0 | 0 |
| Liquor Law Violations | 0 | 0 | | Pornography/Obscene Material | 0 | 0 | 0 |
| Peeping Tom | 0 | 0 | | Prostitution | 0 | 0 | 0 |
| Trespass of Real Property | 1 | 0 | | Assisting or Promoting Prostitution | 0 | 0 | 0 |
| All Other Offenses | 31 | 0 | | Purchasing Prostitution | 0 | 0 | 0 |
| Total Group B | 37 | 0 | | Weapon Law Violations | 0 | 0 | 0 |
| | | | | Animal Cruelty | 0 | 0 | 0 |
| | | | | Total Group A Offenses | 69 | 41 | 29 |
| | | | | | | | 9 |

(*) Offenses are counted using the FBI Units of Count for Crime

(**) The 'Arrests' column shows arrests made for incidents during the selected period, regardless of arrest date. Arrest counts for the same period may change over time.

Camden PD - ME0070100 - NIBRS Agency Crime Overview - 2024

| 2024 Population Estimate | | 5,221 | | Offenses (*) | | Arrests (**) | |
|---------------------------------------|--------------|--|--|-------------------------------|-----------|--------------|----------|
| | | | | Reported | Cleared | Adult | Juvenile |
| Offense Overview | | | | Group A Offenses | | | |
| | | | | Crimes Against Persons | | | |
| Offense Total | 85 | Murder and Nonnegligent Manslaughter | | 0 | 0 | 0 | 0 |
| Number Cleared | 11 | Negligent Manslaughter | | 0 | 0 | 0 | 0 |
| Percent Cleared | 12.94% | Kidnapping/Abduction | | 0 | 0 | 0 | 0 |
| Group A Crimes per 100,000 population | 1,628.0 | All Rape | | 0 | 0 | 0 | 0 |
| | | Criminal Sexual Contact | | 0 | 0 | 0 | 0 |
| | | Incest | | 0 | 0 | 0 | 0 |
| | | Statutory Rape | | 0 | 0 | 0 | 0 |
| | | Aggravated Assault | | 0 | 0 | 0 | 0 |
| Arrest Overview | | Simple Assault | | 3 | 0 | 0 | 0 |
| Total Arrests | 34 | Intimidation | | 0 | 0 | 0 | 0 |
| Adult Arrests | 33 | Human Trafficking, Commercial Sex Acts | | 0 | 0 | 0 | 0 |
| Juvenile Arrests | 1 | Human Trafficking, Involuntary Servitude | | 0 | 0 | 0 | 0 |
| Unknown Age | 0 | Crimes Against Property | | | | | |
| Arrests per 100,000 population | 651.2 | Arson | | 0 | 0 | 0 | 0 |
| Average number offenses/incident | 1.00 | Bribery | | 0 | 0 | 0 | 0 |
| | | Burglary/Breaking & Entering | | 2 | 0 | 0 | 0 |
| | | Counterfeiting/Forgery | | 0 | 0 | 0 | 0 |
| | | Destruction/Damage/Vandalism of Property | | 12 | 0 | 0 | 0 |
| | | Embezzlement | | 0 | 0 | 0 | 0 |
| | | Extortion/Blackmail | | 0 | 0 | 0 | 0 |
| | | False Pretenses/Swindle/Confidence Game | | 6 | 0 | 0 | 0 |
| | | Credit Card/Automated Teller Machine Fraud | | 0 | 0 | 0 | 0 |
| | | Impersonation | | 0 | 0 | 0 | 0 |
| | | Welfare Fraud | | 0 | 0 | 0 | 0 |
| | | Wire Fraud | | 0 | 0 | 0 | 0 |
| | | Identity Theft | | 1 | 0 | 0 | 0 |
| | | Hacking/Computer Invasion | | 0 | 0 | 0 | 0 |
| | | Robbery | | 0 | 0 | 0 | 0 |
| | | Pocket-picking | | 0 | 0 | 0 | 0 |
| | | Purse-snatching | | 0 | 0 | 0 | 0 |
| | | Shoplifting | | 26 | 11 | 0 | 0 |
| | | Theft From Building | | 0 | 0 | 0 | 0 |
| | | Theft From Coin Operated Machine or Device | | 0 | 0 | 0 | 0 |
| | | Theft From Motor Vehicle | | 4 | 0 | 0 | 0 |
| | | Theft of Motor Vehicle Parts/Accessories | | 0 | 0 | 0 | 0 |
| | | All Other Larceny | | 31 | 0 | 10 | 1 |
| | | Motor Vehicle Theft | | 0 | 0 | 0 | 0 |
| | | Stolen Property Offenses | | 0 | 0 | 0 | 0 |
| | | Crimes Against Society | | | | | |
| | | Drug/Narcotic Violations | | 0 | 0 | 0 | 0 |
| | | Drug Equipment Violations | | 0 | 0 | 0 | 0 |
| | | Betting/Wagering | | 0 | 0 | 0 | 0 |
| | | Operating/Promoting/Assisting Gambling | | 0 | 0 | 0 | 0 |
| | | Gambling Equipment Violations | | 0 | 0 | 0 | 0 |
| | | Sports Tampering | | 0 | 0 | 0 | 0 |
| | | Pornography/Obscene Material | | 0 | 0 | 0 | 0 |
| | | Prostitution | | 0 | 0 | 0 | 0 |
| | | Assisting or Promoting Prostitution | | 0 | 0 | 0 | 0 |
| | | Purchasing Prostitution | | 0 | 0 | 0 | 0 |
| | | Weapon Law Violations | | 0 | 0 | 0 | 0 |
| | | Animal Cruelty | | 0 | 0 | 0 | 0 |
| | | Total Group A Offenses | | 85 | 11 | 10 | 1 |
| Group B Arrests | | | | | | | |
| Offense | Adult | Juvenile | | | | | |
| Bad Checks | 0 | 0 | Credit Card/Automated Teller Machine Fraud | | | | |
| Curfew/Loitering/Vagrancy Violations | 0 | 0 | Impersonation | | | | |
| Disorderly Conduct | 0 | 0 | Welfare Fraud | | | | |
| Driving Under the Influence | 5 | 0 | Wire Fraud | | | | |
| Drunkenness | 0 | 0 | Identity Theft | | | | |
| Family Offenses (Nonviolent) | 0 | 0 | Hacking/Computer Invasion | | | | |
| Liquor Law Violations | 0 | 0 | Robbery | | | | |
| Peeping Tom | 0 | 0 | Pocket-picking | | | | |
| Trespass of Real Property | 7 | 0 | Purse-snatching | | | | |
| All Other Offenses | 11 | 0 | Shoplifting | | | | |
| Total Group B | 23 | 0 | Theft From Building | | | | |

(*) Offenses are counted using the FBI Units of Count for Crime

(**) The 'Arrests' column shows arrests made for incidents during the selected period, regardless of arrest date. Arrest counts for the same period may change over time.

Cape Elizabeth PD - ME0030200 - NIBRS Agency Crime Overview - 2024

| 2024 Population Estimate | | 9,610 | Offenses (*) | | Arrests (**) | | |
|---------------------------------------|--------------|-----------------|--|-----------|--------------|----------|----------|
| | | | Reported | Cleared | Adult | Juvenile | |
| Offense Overview | | | Group A Offenses | | | | |
| Offense Total | | | Crimes Against Persons | | | | |
| Offense Total | 64 | | Murder and Nonnegligent Manslaughter | 0 | 0 | 0 | 0 |
| Number Cleared | 7 | | Negligent Manslaughter | 0 | 0 | 0 | 0 |
| Percent Cleared | 10.94% | | Kidnapping/Abduction | 0 | 0 | 0 | 0 |
| Group A Crimes per 100,000 population | 666.0 | | All Rape | 2 | 0 | 0 | 0 |
| | | | Criminal Sexual Contact | 0 | 0 | 0 | 0 |
| | | | Incest | 0 | 0 | 0 | 0 |
| | | | Statutory Rape | 0 | 0 | 0 | 0 |
| Arrest Overview | | | Aggravated Assault | 0 | 0 | 0 | 0 |
| Total Arrests | 17 | | Simple Assault | 4 | 1 | 0 | 1 |
| Adult Arrests | 15 | | Intimidation | 2 | 1 | 1 | 0 |
| Juvenile Arrests | 2 | | Human Trafficking, Commercial Sex Acts | 0 | 0 | 0 | 0 |
| Unknown Age | 0 | | Human Trafficking, Involuntary Servitude | 0 | 0 | 0 | 0 |
| Arrests per 100,000 population | 176.9 | | Crimes Against Property | | | | |
| Average number offenses/incident | 1.02 | | Arson | 0 | 0 | 0 | 0 |
| | | | Bribery | 0 | 0 | 0 | 0 |
| | | | Burglary/Breaking & Entering | 1 | 0 | 0 | 0 |
| | | | Counterfeiting/Forgery | 0 | 0 | 0 | 0 |
| | | | Destruction/Damage/Vandalism of Property | 11 | 1 | 1 | 0 |
| | | | Embezzlement | 0 | 0 | 0 | 0 |
| | | | Extortion/Blackmail | 0 | 0 | 0 | 0 |
| | | | False Pretenses/Swindle/Confidence Game | 8 | 0 | 0 | 0 |
| | | | Credit Card/Automated Teller Machine Fraud | 4 | 0 | 0 | 0 |
| | | | Impersonation | 1 | 0 | 0 | 0 |
| | | | Welfare Fraud | 0 | 0 | 0 | 0 |
| | | | Wire Fraud | 5 | 0 | 0 | 0 |
| | | | Identity Theft | 6 | 0 | 0 | 0 |
| | | | Hacking/Computer Invasion | 0 | 0 | 0 | 0 |
| | | | Robbery | 0 | 0 | 0 | 0 |
| | | | Pocket-picking | 0 | 0 | 0 | 0 |
| | | | Purse-snatching | 0 | 0 | 0 | 0 |
| | | | Shoplifting | 1 | 0 | 0 | 0 |
| | | | Theft From Building | 6 | 0 | 0 | 0 |
| | | | Theft From Coin Operated Machine or Device | 0 | 0 | 0 | 0 |
| | | | Theft From Motor Vehicle | 1 | 0 | 0 | 0 |
| | | | Theft of Motor Vehicle Parts/Accessories | 2 | 0 | 0 | 0 |
| | | | All Other Larceny | 3 | 0 | 0 | 0 |
| | | | Motor Vehicle Theft | 2 | 1 | 1 | 0 |
| | | | Stolen Property Offenses | 0 | 0 | 0 | 0 |
| | | | Crimes Against Society | | | | |
| | | | Drug/Narcotic Violations | 2 | 2 | 2 | 0 |
| | | | Drug Equipment Violations | 0 | 0 | 0 | 0 |
| | | | Betting/Wagering | 0 | 0 | 0 | 0 |
| | | | Operating/Promoting/Assisting Gambling | 0 | 0 | 0 | 0 |
| | | | Gambling Equipment Violations | 0 | 0 | 0 | 0 |
| | | | Sports Tampering | 0 | 0 | 0 | 0 |
| | | | Pornography/Obscene Material | 3 | 1 | 0 | 1 |
| | | | Prostitution | 0 | 0 | 0 | 0 |
| | | | Assisting or Promoting Prostitution | 0 | 0 | 0 | 0 |
| | | | Purchasing Prostitution | 0 | 0 | 0 | 0 |
| | | | Weapon Law Violations | 0 | 0 | 0 | 0 |
| | | | Animal Cruelty | 0 | 0 | 0 | 0 |
| | | | Total Group A Offenses | 64 | 7 | 5 | 2 |
| Group B Arrests | | | | | | | |
| Offense | Adult | Juvenile | | | | | |
| Bad Checks | 0 | 0 | | | | | |
| Curfew/Loitering/Vagrancy Violations | 0 | 0 | | | | | |
| Disorderly Conduct | 0 | 0 | | | | | |
| Driving Under the Influence | 7 | 0 | | | | | |
| Drunkenness | 0 | 0 | | | | | |
| Family Offenses (Nonviolent) | 0 | 0 | | | | | |
| Liquor Law Violations | 0 | 0 | | | | | |
| Peeping Tom | 0 | 0 | | | | | |
| Trespass of Real Property | 0 | 0 | | | | | |
| All Other Offenses | 3 | 0 | | | | | |
| Total Group B | 10 | 0 | | | | | |

(*) Offenses are counted using the FBI Units of Count for Crime

(**) The 'Arrests' column shows arrests made for incidents during the selected period, regardless of arrest date. Arrest counts for the same period may change over time.

Capitol Police - ME0061500 - NIBRS Agency Crime Overview - 2024

| 2024 Population Estimate | N/A | Offenses (*) | | Arrests (**) | | |
|---------------------------------------|--------------|--|-----------|--------------|----------|----------|
| | | Reported | Cleared | Adult | Juvenile | |
| Offense Overview | | Group A Offenses | | | | |
| Offense Total | 27 | Crimes Against Persons | | | | |
| Number Cleared | 2 | Murder and Nonnegligent Manslaughter | 0 | 0 | 0 | 0 |
| Percent Cleared | 7.41% | Negligent Manslaughter | 0 | 0 | 0 | 0 |
| Group A Crimes per 100,000 population | N/A | Kidnapping/Abduction | 0 | 0 | 0 | 0 |
| | | All Rape | 0 | 0 | 0 | 0 |
| | | Criminal Sexual Contact | 0 | 0 | 0 | 0 |
| | | Incest | 0 | 0 | 0 | 0 |
| | | Statutory Rape | 0 | 0 | 0 | 0 |
| Arrest Overview | | Aggravated Assault | 0 | 0 | 0 | 0 |
| Total Arrests | 6 | Simple Assault | 9 | 0 | 0 | 0 |
| Adult Arrests | 6 | Intimidation | 14 | 1 | 1 | 0 |
| Juvenile Arrests | 0 | Human Trafficking, Commercial Sex Acts | 0 | 0 | 0 | 0 |
| Unknown Age | 0 | Human Trafficking, Involuntary Servitude | 0 | 0 | 0 | 0 |
| Arrests per 100,000 population | N/A | Crimes Against Property | | | | |
| Average number offenses/incident | 1.35 | Arson | 0 | 0 | 0 | 0 |
| | | Bribery | 0 | 0 | 0 | 0 |
| | | Burglary/Breaking & Entering | 0 | 0 | 0 | 0 |
| | | Counterfeiting/Forgery | 0 | 0 | 0 | 0 |
| | | Destruction/Damage/Vandalism of Property | 1 | 0 | 0 | 0 |
| | | Embezzlement | 0 | 0 | 0 | 0 |
| | | Extortion/Blackmail | 0 | 0 | 0 | 0 |
| | | False Pretenses/Swindle/Confidence Game | 0 | 0 | 0 | 0 |
| | | Credit Card/Automated Teller Machine Fraud | 0 | 0 | 0 | 0 |
| | | Impersonation | 0 | 0 | 0 | 0 |
| | | Welfare Fraud | 0 | 0 | 0 | 0 |
| | | Wire Fraud | 0 | 0 | 0 | 0 |
| | | Identity Theft | 0 | 0 | 0 | 0 |
| | | Hacking/Computer Invasion | 0 | 0 | 0 | 0 |
| | | Robbery | 0 | 0 | 0 | 0 |
| | | Pocket-picking | 0 | 0 | 0 | 0 |
| | | Purse-snatching | 0 | 0 | 0 | 0 |
| | | Shoplifting | 0 | 0 | 0 | 0 |
| | | Theft From Building | 1 | 1 | 1 | 0 |
| | | Theft From Coin Operated Machine or Device | 0 | 0 | 0 | 0 |
| | | Theft From Motor Vehicle | 0 | 0 | 0 | 0 |
| | | Theft of Motor Vehicle Parts/Accessories | 0 | 0 | 0 | 0 |
| | | All Other Larceny | 0 | 0 | 0 | 0 |
| | | Motor Vehicle Theft | 1 | 0 | 0 | 0 |
| | | Stolen Property Offenses | 0 | 0 | 0 | 0 |
| | | Crimes Against Society | | | | |
| | | Drug/Narcotic Violations | 0 | 0 | 0 | 0 |
| | | Drug Equipment Violations | 0 | 0 | 0 | 0 |
| | | Betting/Wagering | 0 | 0 | 0 | 0 |
| | | Operating/Promoting/Assisting Gambling | 0 | 0 | 0 | 0 |
| | | Gambling Equipment Violations | 0 | 0 | 0 | 0 |
| | | Sports Tampering | 0 | 0 | 0 | 0 |
| | | Pornography/Obscene Material | 1 | 0 | 0 | 0 |
| | | Prostitution | 0 | 0 | 0 | 0 |
| | | Assisting or Promoting Prostitution | 0 | 0 | 0 | 0 |
| | | Purchasing Prostitution | 0 | 0 | 0 | 0 |
| | | Weapon Law Violations | 0 | 0 | 0 | 0 |
| | | Animal Cruelty | 0 | 0 | 0 | 0 |
| | | Total Group A Offenses | 27 | 2 | 2 | 0 |
| Group B Arrests | | | | | | |
| Offense | Adult | Juvenile | | | | |
| Bad Checks | 0 | 0 | | | | |
| Curfew/Loitering/Vagrancy Violations | 0 | 0 | | | | |
| Disorderly Conduct | 0 | 0 | | | | |
| Driving Under the Influence | 2 | 0 | | | | |
| Drunkenness | 0 | 0 | | | | |
| Family Offenses (Nonviolent) | 0 | 0 | | | | |
| Liquor Law Violations | 0 | 0 | | | | |
| Peeping Tom | 0 | 0 | | | | |
| Trespass of Real Property | 0 | 0 | | | | |
| All Other Offenses | 2 | 0 | | | | |
| Total Group B | 4 | 0 | | | | |

(*) Offenses are counted using the FBI Units of Count for Crime

(**) The 'Arrests' column shows arrests made for incidents during the selected period, regardless of arrest date. Arrest counts for the same period may change over time.

Carrabassett Valley PD - ME0040700 - NIBRS Agency Crime Overview - 2024

| 2024 Population Estimate | | 710 | Offenses (*) | | Arrests (**) | |
|---------------------------------------|--------------|-----------------|--|-----------|--------------|----------|
| | | | Reported | Cleared | Adult | Juvenile |
| Offense Overview | | | Group A Offenses | | | |
| | | | Crimes Against Persons | | | |
| Offense Total | 12 | | Murder and Nonnegligent Manslaughter | 0 | 0 | 0 |
| Number Cleared | 1 | | Negligent Manslaughter | 0 | 0 | 0 |
| Percent Cleared | 8.33% | | Kidnapping/Abduction | 0 | 0 | 0 |
| Group A Crimes per 100,000 population | 1,690.1 | | All Rape | 0 | 0 | 0 |
| | | | Criminal Sexual Contact | 0 | 0 | 0 |
| | | | Incest | 0 | 0 | 0 |
| | | | Statutory Rape | 0 | 0 | 0 |
| | | | Aggravated Assault | 0 | 0 | 0 |
| Arrest Overview | | | Simple Assault | 0 | 0 | 0 |
| Total Arrests | 5 | | Intimidation | 0 | 0 | 0 |
| Adult Arrests | 5 | | Human Trafficking, Commercial Sex Acts | 0 | 0 | 0 |
| Juvenile Arrests | 0 | | Human Trafficking, Involuntary Servitude | 0 | 0 | 0 |
| Unknown Age | 0 | | Crimes Against Property | | | |
| Arrests per 100,000 population | 704.2 | | Arson | 0 | 0 | 0 |
| Average number offenses/incident | 1.00 | | Bribery | 1 | 1 | 0 |
| | | | Burglary/Breaking & Entering | 0 | 0 | 0 |
| | | | Counterfeiting/Forgery | 0 | 0 | 0 |
| | | | Destruction/Damage/Vandalism of Property | 2 | 0 | 0 |
| | | | Embezzlement | 0 | 0 | 0 |
| | | | Extortion/Blackmail | 0 | 0 | 0 |
| | | | False Pretenses/Swindle/Confidence Game | 2 | 0 | 0 |
| | | | Credit Card/Automated Teller Machine Fraud | 0 | 0 | 0 |
| | | | Impersonation | 0 | 0 | 0 |
| | | | Welfare Fraud | 0 | 0 | 0 |
| | | | Wire Fraud | 1 | 0 | 0 |
| | | | Identity Theft | 0 | 0 | 0 |
| | | | Hacking/Computer Invasion | 0 | 0 | 0 |
| | | | Robbery | 0 | 0 | 0 |
| | | | Pocket-picking | 0 | 0 | 0 |
| | | | Purse-snatching | 0 | 0 | 0 |
| | | | Shoplifting | 0 | 0 | 0 |
| | | | Theft From Building | 1 | 0 | 0 |
| | | | Theft From Coin Operated Machine or Device | 0 | 0 | 0 |
| | | | Theft From Motor Vehicle | 0 | 0 | 0 |
| | | | Theft of Motor Vehicle Parts/Accessories | 1 | 0 | 0 |
| | | | All Other Larceny | 4 | 0 | 0 |
| | | | Motor Vehicle Theft | 0 | 0 | 0 |
| | | | Stolen Property Offenses | 0 | 0 | 0 |
| | | | Crimes Against Society | | | |
| | | | Drug/Narcotic Violations | 0 | 0 | 0 |
| | | | Drug Equipment Violations | 0 | 0 | 0 |
| | | | Betting/Wagering | 0 | 0 | 0 |
| | | | Operating/Promoting/Assisting Gambling | 0 | 0 | 0 |
| | | | Gambling Equipment Violations | 0 | 0 | 0 |
| | | | Sports Tampering | 0 | 0 | 0 |
| | | | Pornography/Obscene Material | 0 | 0 | 0 |
| | | | Prostitution | 0 | 0 | 0 |
| | | | Assisting or Promoting Prostitution | 0 | 0 | 0 |
| | | | Purchasing Prostitution | 0 | 0 | 0 |
| | | | Weapon Law Violations | 0 | 0 | 0 |
| | | | Animal Cruelty | 0 | 0 | 0 |
| | | | Total Group A Offenses | 12 | 1 | 0 |
| Group B Arrests | | | | | | |
| Offense | Adult | Juvenile | | | | |
| Bad Checks | 0 | 0 | Credit Card/Automated Teller Machine Fraud | 0 | 0 | 0 |
| Curfew/Loitering/Vagrancy Violations | 0 | 0 | Impersonation | 0 | 0 | 0 |
| Disorderly Conduct | 1 | 0 | Welfare Fraud | 0 | 0 | 0 |
| Driving Under the Influence | 1 | 0 | Wire Fraud | 1 | 0 | 0 |
| Drunkenness | 0 | 0 | Identity Theft | 0 | 0 | 0 |
| Family Offenses (Nonviolent) | 0 | 0 | Hacking/Computer Invasion | 0 | 0 | 0 |
| Liquor Law Violations | 0 | 0 | Robbery | 0 | 0 | 0 |
| Peeping Tom | 0 | 0 | Pocket-picking | 0 | 0 | 0 |
| Trespass of Real Property | 1 | 0 | Purse-snatching | 0 | 0 | 0 |
| All Other Offenses | 2 | 0 | Shoplifting | 0 | 0 | 0 |
| Total Group B | 5 | 0 | Theft From Building | 1 | 0 | 0 |
| | | | Theft From Coin Operated Machine or Device | 0 | 0 | 0 |
| | | | Theft From Motor Vehicle | 0 | 0 | 0 |
| | | | Theft of Motor Vehicle Parts/Accessories | 1 | 0 | 0 |
| | | | All Other Larceny | 4 | 0 | 0 |
| | | | Motor Vehicle Theft | 0 | 0 | 0 |
| | | | Stolen Property Offenses | 0 | 0 | 0 |
| | | | Drug/Narcotic Violations | 0 | 0 | 0 |
| | | | Drug Equipment Violations | 0 | 0 | 0 |
| | | | Betting/Wagering | 0 | 0 | 0 |
| | | | Operating/Promoting/Assisting Gambling | 0 | 0 | 0 |
| | | | Gambling Equipment Violations | 0 | 0 | 0 |
| | | | Sports Tampering | 0 | 0 | 0 |
| | | | Pornography/Obscene Material | 0 | 0 | 0 |
| | | | Prostitution | 0 | 0 | 0 |
| | | | Assisting or Promoting Prostitution | 0 | 0 | 0 |
| | | | Purchasing Prostitution | 0 | 0 | 0 |
| | | | Weapon Law Violations | 0 | 0 | 0 |
| | | | Animal Cruelty | 0 | 0 | 0 |

(*) Offenses are counted using the FBI Units of Count for Crime

(**) The 'Arrests' column shows arrests made for incidents during the selected period, regardless of arrest date. Arrest counts for the same period may change over time.

Clinton PD - ME0062100 - NIBRS Agency Crime Overview - 2024

| 2024 Population Estimate | | 3,390 | | Offenses (*) | | Arrests (**) | |
|---------------------------------------|--------------|--|--|-------------------------|-----------|--------------|----------|
| | | | | Reported | Cleared | Adult | Juvenile |
| Offense Overview | | | | Group A Offenses | | | |
| Crimes Against Persons | | | | | | | |
| Offense Total | 33 | Murder and Nonnegligent Manslaughter | | 0 | 0 | 0 | 0 |
| Number Cleared | 15 | Negligent Manslaughter | | 0 | 0 | 0 | 0 |
| Percent Cleared | 45.45% | Kidnapping/Abduction | | 0 | 0 | 0 | 0 |
| Group A Crimes per 100,000 population | 973.5 | All Rape | | 2 | 0 | 0 | 0 |
| | | Criminal Sexual Contact | | 1 | 0 | 0 | 0 |
| | | Incest | | 0 | 0 | 0 | 0 |
| | | Statutory Rape | | 1 | 0 | 0 | 0 |
| Arrest Overview | | Aggravated Assault | | 1 | 1 | 1 | 0 |
| Total Arrests | 61 | Simple Assault | | 5 | 1 | 1 | 0 |
| Adult Arrests | 59 | Intimidation | | 5 | 3 | 2 | 0 |
| Juvenile Arrests | 2 | Human Trafficking, Commercial Sex Acts | | 0 | 0 | 0 | 0 |
| Unknown Age | 0 | Human Trafficking, Involuntary Servitude | | 0 | 0 | 0 | 0 |
| Arrests per 100,000 population | 1,799.4 | Crimes Against Property | | | | | |
| Average number offenses/incident | 1.14 | Arson | | 0 | 0 | 0 | 0 |
| | | Bribery | | 0 | 0 | 0 | 0 |
| | | Burglary/Breaking & Entering | | 0 | 0 | 0 | 0 |
| | | Counterfeiting/Forgery | | 0 | 0 | 0 | 0 |
| | | Destruction/Damage/Vandalism of Property | | 3 | 2 | 1 | 0 |
| | | Embezzlement | | 1 | 1 | 1 | 0 |
| | | Extortion/Blackmail | | 0 | 0 | 0 | 0 |
| | | False Pretenses/Swindle/Confidence Game | | 1 | 1 | 0 | 0 |
| | | Credit Card/Automated Teller Machine Fraud | | 0 | 0 | 0 | 0 |
| | | Impersonation | | 0 | 0 | 0 | 0 |
| | | Welfare Fraud | | 0 | 0 | 0 | 0 |
| | | Wire Fraud | | 0 | 0 | 0 | 0 |
| | | Identity Theft | | 1 | 0 | 0 | 0 |
| | | Hacking/Computer Invasion | | 0 | 0 | 0 | 0 |
| | | Robbery | | 0 | 0 | 0 | 0 |
| | | Pocket-picking | | 0 | 0 | 0 | 0 |
| | | Purse-snatching | | 0 | 0 | 0 | 0 |
| | | Shoplifting | | 0 | 0 | 0 | 0 |
| | | Theft From Building | | 0 | 0 | 0 | 0 |
| | | Theft From Coin Operated Machine or Device | | 0 | 0 | 0 | 0 |
| | | Theft From Motor Vehicle | | 0 | 0 | 0 | 0 |
| | | Theft of Motor Vehicle Parts/Accessories | | 0 | 0 | 0 | 0 |
| | | All Other Larceny | | 8 | 4 | 4 | 0 |
| | | Motor Vehicle Theft | | 4 | 2 | 0 | 0 |
| | | Stolen Property Offenses | | 0 | 0 | 0 | 0 |
| | | Crimes Against Society | | | | | |
| | | Drug/Narcotic Violations | | 0 | 0 | 0 | 0 |
| | | Drug Equipment Violations | | 0 | 0 | 0 | 0 |
| | | Betting/Wagering | | 0 | 0 | 0 | 0 |
| | | Operating/Promoting/Assisting Gambling | | 0 | 0 | 0 | 0 |
| | | Gambling Equipment Violations | | 0 | 0 | 0 | 0 |
| | | Sports Tampering | | 0 | 0 | 0 | 0 |
| | | Pornography/Obscene Material | | 0 | 0 | 0 | 0 |
| | | Prostitution | | 0 | 0 | 0 | 0 |
| | | Assisting or Promoting Prostitution | | 0 | 0 | 0 | 0 |
| | | Purchasing Prostitution | | 0 | 0 | 0 | 0 |
| | | Weapon Law Violations | | 0 | 0 | 0 | 0 |
| | | Animal Cruelty | | 0 | 0 | 0 | 0 |
| | | Total Group A Offenses | | 33 | 15 | 10 | 0 |
| Group B Arrests | | | | | | | |
| Offense | Adult | Juvenile | | | | | |
| Bad Checks | 0 | 0 | Credit Card/Automated Teller Machine Fraud | | | | |
| Curfew/Loitering/Vagrancy Violations | 0 | 0 | Impersonation | | | | |
| Disorderly Conduct | 0 | 0 | Welfare Fraud | | | | |
| Driving Under the Influence | 3 | 1 | Wire Fraud | | | | |
| Drunkenness | 0 | 0 | Identity Theft | | | | |
| Family Offenses (Nonviolent) | 0 | 0 | Hacking/Computer Invasion | | | | |
| Liquor Law Violations | 0 | 0 | Robbery | | | | |
| Peeping Tom | 0 | 0 | Pocket-picking | | | | |
| Trespass of Real Property | 0 | 0 | Purse-snatching | | | | |
| All Other Offenses | 46 | 1 | Shoplifting | | | | |
| Total Group B | 49 | 2 | Theft From Building | | | | |
| | | | Theft From Coin Operated Machine or Device | | | | |
| | | | Theft From Motor Vehicle | | | | |
| | | | Theft of Motor Vehicle Parts/Accessories | | | | |
| | | | All Other Larceny | | | | |
| | | | Motor Vehicle Theft | | | | |
| | | | Stolen Property Offenses | | | | |

(*) Offenses are counted using the FBI Units of Count for Crime

(**) The 'Arrests' column shows arrests made for incidents during the selected period, regardless of arrest date. Arrest counts for the same period may change over time.

Cumberland PD - ME0031000 - NIBRS Agency Crime Overview - 2024

| 2024 Population Estimate | | 8,845 | Offenses (*) | | Arrests (**) | | |
|---------------------------------------|--------------|-----------------|--|-----------|--------------|----------|----------|
| Offense Overview | | | Reported | Cleared | Adult | Juvenile | |
| Group A Offenses | | | | | | | |
| Crimes Against Persons | | | | | | | |
| Offense Total | 48 | | Murder and Nonnegligent Manslaughter | 0 | 0 | 0 | 0 |
| Number Cleared | 6 | | Negligent Manslaughter | 0 | 0 | 0 | 0 |
| Percent Cleared | 12.50% | | Kidnapping/Abduction | 0 | 0 | 0 | 0 |
| Group A Crimes per 100,000 population | 542.7 | | All Rape | 0 | 0 | 0 | 0 |
| | | | Criminal Sexual Contact | 0 | 0 | 0 | 0 |
| | | | Incest | 0 | 0 | 0 | 0 |
| | | | Statutory Rape | 0 | 0 | 0 | 0 |
| Arrest Overview | | | Aggravated Assault | 0 | 0 | 0 | 0 |
| Total Arrests | 34 | | Simple Assault | 2 | 2 | 1 | 1 |
| Adult Arrests | 32 | | Intimidation | 3 | 1 | 1 | 0 |
| Juvenile Arrests | 2 | | Human Trafficking, Commercial Sex Acts | 0 | 0 | 0 | 0 |
| Unknown Age | 0 | | Human Trafficking, Involuntary Servitude | 0 | 0 | 0 | 0 |
| Arrests per 100,000 population | 384.4 | | Crimes Against Property | | | | |
| Average number offenses/incident | 1.12 | | Arson | 0 | 0 | 0 | 0 |
| | | | Bribery | 0 | 0 | 0 | 0 |
| | | | Burglary/Breaking & Entering | 9 | 0 | 0 | 0 |
| | | | Counterfeiting/Forgery | 0 | 0 | 0 | 0 |
| | | | Destruction/Damage/Vandalism of Property | 4 | 2 | 0 | 0 |
| | | | Embezzlement | 0 | 0 | 0 | 0 |
| | | | Extortion/Blackmail | 0 | 0 | 0 | 0 |
| | | | False Pretenses/Swindle/Confidence Game | 8 | 0 | 0 | 0 |
| | | | Credit Card/Automated Teller Machine Fraud | 1 | 0 | 0 | 0 |
| | | | Impersonation | 4 | 0 | 0 | 0 |
| | | | Welfare Fraud | 0 | 0 | 0 | 0 |
| | | | Wire Fraud | 0 | 0 | 0 | 0 |
| | | | Identity Theft | 0 | 0 | 0 | 0 |
| | | | Hacking/Computer Invasion | 0 | 0 | 0 | 0 |
| | | | Robbery | 0 | 0 | 0 | 0 |
| | | | Pocket-picking | 0 | 0 | 0 | 0 |
| | | | Purse-snatching | 0 | 0 | 0 | 0 |
| | | | Shoplifting | 0 | 0 | 0 | 0 |
| | | | Theft From Building | 0 | 0 | 0 | 0 |
| | | | Theft From Coin Operated Machine or Device | 0 | 0 | 0 | 0 |
| | | | Theft From Motor Vehicle | 0 | 0 | 0 | 0 |
| | | | Theft of Motor Vehicle Parts/Accessories | 0 | 0 | 0 | 0 |
| | | | All Other Larceny | 15 | 1 | 0 | 0 |
| | | | Motor Vehicle Theft | 1 | 0 | 0 | 0 |
| | | | Stolen Property Offenses | 0 | 0 | 0 | 0 |
| | | | Crimes Against Society | | | | |
| | | | Drug/Narcotic Violations | 0 | 0 | 0 | 0 |
| | | | Drug Equipment Violations | 0 | 0 | 0 | 0 |
| | | | Betting/Wagering | 0 | 0 | 0 | 0 |
| | | | Operating/Promoting/Assisting Gambling | 0 | 0 | 0 | 0 |
| | | | Gambling Equipment Violations | 0 | 0 | 0 | 0 |
| | | | Sports Tampering | 0 | 0 | 0 | 0 |
| | | | Pornography/Obscene Material | 1 | 0 | 0 | 0 |
| | | | Prostitution | 0 | 0 | 0 | 0 |
| | | | Assisting or Promoting Prostitution | 0 | 0 | 0 | 0 |
| | | | Purchasing Prostitution | 0 | 0 | 0 | 0 |
| | | | Weapon Law Violations | 0 | 0 | 0 | 0 |
| | | | Animal Cruelty | 0 | 0 | 0 | 0 |
| | | | Total Group A Offenses | 48 | 6 | 2 | 1 |
| Group B Arrests | | | | | | | |
| Offense | Adult | Juvenile | | | | | |
| Bad Checks | 0 | 0 | | | | | |
| Curfew/Loitering/Vagrancy Violations | 0 | 0 | | | | | |
| Disorderly Conduct | 2 | 0 | | | | | |
| Driving Under the Influence | 17 | 0 | | | | | |
| Drunkenness | 0 | 0 | | | | | |
| Family Offenses (Nonviolent) | 1 | 0 | | | | | |
| Liquor Law Violations | 0 | 1 | | | | | |
| Peeping Tom | 0 | 0 | | | | | |
| Trespass of Real Property | 0 | 0 | | | | | |
| All Other Offenses | 10 | 0 | | | | | |
| Total Group B | 30 | 1 | | | | | |

(*) Offenses are counted using the FBI Units of Count for Crime

(**) The 'Arrests' column shows arrests made for incidents during the selected period, regardless of arrest date. Arrest counts for the same period may change over time.

Cumberland SO - ME0030000 - NIBRS Agency Crime Overview - 2024

| 2024 Population Estimate | 55,062 | Offenses (*) | | Arrests (**) | | |
|--------------------------------------|--------------|--|--------------|--------------|------------|-----------|
| | | Reported | Cleared | Adult | Juvenile | |
| Offense Overview | | Group A Offenses | | | | |
| Offense Total | | Crimes Against Persons | | | | |
| 1,231 | | Murder and Nonnegligent Manslaughter | 0 | 0 | 0 | 0 |
| 458 | | Negligent Manslaughter | 1 | 1 | 1 | 0 |
| 37.21% | | Kidnapping/Abduction | 3 | 3 | 3 | 0 |
| 2,235.7 | | All Rape | 21 | 8 | 5 | 0 |
| | | Criminal Sexual Contact | 33 | 18 | 2 | 1 |
| | | Incest | 0 | 0 | 0 | 0 |
| | | Statutory Rape | 1 | 0 | 0 | 0 |
| | | Aggravated Assault | 20 | 16 | 14 | 1 |
| | | Simple Assault | 165 | 155 | 97 | 15 |
| | | Intimidation | 60 | 44 | 17 | 3 |
| | | Human Trafficking, Commercial Sex Acts | 0 | 0 | 0 | 0 |
| | | Human Trafficking, Involuntary Servitude | 0 | 0 | 0 | 0 |
| Arrest Overview | | Crimes Against Property | | | | |
| 842 | | Arson | 0 | 0 | 0 | 0 |
| 782 | | Bribery | 12 | 1 | 0 | 0 |
| 60 | | Burglary/Breaking & Entering | 44 | 9 | 8 | 12 |
| 0 | | Counterfeiting/Forgery | 7 | 0 | 0 | 0 |
| 1,529.2 | | Destruction/Damage/Vandalism of Property | 112 | 38 | 11 | 4 |
| 1.05 | | Embezzlement | 5 | 3 | 0 | 0 |
| | | Extortion/Blackmail | 0 | 0 | 0 | 0 |
| | | False Pretenses/Swindle/Confidence Game | 7 | 1 | 0 | 0 |
| | | Credit Card/Automated Teller Machine Fraud | 7 | 1 | 0 | 0 |
| | | Impersonation | 384 | 4 | 0 | 0 |
| | | Welfare Fraud | 0 | 0 | 0 | 0 |
| | | Wire Fraud | 3 | 0 | 0 | 0 |
| | | Identity Theft | 0 | 0 | 0 | 0 |
| | | Hacking/Computer Invasion | 0 | 0 | 0 | 0 |
| | | Robbery | 1 | 1 | 1 | 0 |
| | | Pocket-picking | 0 | 0 | 0 | 0 |
| | | Purse-snatching | 0 | 0 | 0 | 0 |
| | | Shoplifting | 24 | 20 | 2 | 0 |
| | | Theft From Building | 3 | 3 | 0 | 0 |
| | | Theft From Coin Operated Machine or Device | 0 | 0 | 0 | 0 |
| | | Theft From Motor Vehicle | 41 | 7 | 0 | 0 |
| | | Theft of Motor Vehicle Parts/Accessories | 13 | 0 | 0 | 0 |
| | | All Other Larceny | 140 | 33 | 30 | 6 |
| | | Motor Vehicle Theft | 32 | 20 | 4 | 2 |
| | | Stolen Property Offenses | 0 | 0 | 0 | 0 |
| | | Crimes Against Society | | | | |
| | | Drug/Narcotic Violations | 71 | 63 | 57 | 3 |
| | | Drug Equipment Violations | 3 | 3 | 1 | 0 |
| | | Betting/Wagering | 0 | 0 | 0 | 0 |
| | | Operating/Promoting/Assisting Gambling | 0 | 0 | 0 | 0 |
| | | Gambling Equipment Violations | 0 | 0 | 0 | 0 |
| | | Sports Tampering | 0 | 0 | 0 | 0 |
| | | Pornography/Obscene Material | 7 | 0 | 0 | 0 |
| | | Prostitution | 0 | 0 | 0 | 0 |
| | | Assisting or Promoting Prostitution | 0 | 0 | 0 | 0 |
| | | Purchasing Prostitution | 0 | 0 | 0 | 0 |
| | | Weapon Law Violations | 10 | 6 | 2 | 1 |
| | | Animal Cruelty | 1 | 0 | 0 | 0 |
| | | Total Group A Offenses | 1,231 | 458 | 255 | 48 |
| Group B Arrests | | | | | | |
| Offense | Adult | Juvenile | | | | |
| Bad Checks | 0 | 0 | | | | |
| Curfew/Loitering/Vagrancy Violations | 0 | 0 | | | | |
| Disorderly Conduct | 25 | 5 | | | | |
| Driving Under the Influence | 173 | 1 | | | | |
| Drunkness | 0 | 0 | | | | |
| Family Offenses (Nonviolent) | 4 | 0 | | | | |
| Liquor Law Violations | 5 | 4 | | | | |
| Peeping Tom | 0 | 0 | | | | |
| Trespass of Real Property | 14 | 0 | | | | |
| All Other Offenses | 306 | 2 | | | | |
| Total Group B | 527 | 12 | | | | |

(*) Offenses are counted using the FBI Units of Count for Crime

(**) The 'Arrests' column shows arrests made for incidents during the selected period, regardless of arrest date. Arrest counts for the same period may change over time.

Damariscotta PD - ME0080200 - NIBRS Agency Crime Overview - 2024

| 2024 Population Estimate | | 2,307 | Offenses (*) | | Arrests (**) | |
|---------------------------------------|--------------|--|--------------|-----------|--------------|----------|
| Offense Overview | | | Reported | Cleared | Adult | Juvenile |
| Group A Offenses | | | | | | |
| Crimes Against Persons | | | | | | |
| Offense Total | 51 | Murder and Nonnegligent Manslaughter | 0 | 0 | 0 | 0 |
| Number Cleared | 33 | Negligent Manslaughter | 0 | 0 | 0 | 0 |
| Percent Cleared | 64.71% | Kidnapping/Abduction | 0 | 0 | 0 | 0 |
| Group A Crimes per 100,000 population | 2,210.7 | All Rape | 2 | 1 | 1 | 0 |
| | | Criminal Sexual Contact | 0 | 0 | 0 | 0 |
| | | Incest | 0 | 0 | 0 | 0 |
| | | Statutory Rape | 0 | 0 | 0 | 0 |
| Arrest Overview | | Aggravated Assault | 0 | 0 | 0 | 0 |
| Total Arrests | 84 | Simple Assault | 8 | 4 | 4 | 0 |
| Adult Arrests | 82 | Intimidation | 2 | 1 | 0 | 0 |
| Juvenile Arrests | 2 | Human Trafficking, Commercial Sex Acts | 0 | 0 | 0 | 0 |
| Unknown Age | 0 | Human Trafficking, Involuntary Servitude | 0 | 0 | 0 | 0 |
| Arrests per 100,000 population | 3,641.1 | Crimes Against Property | | | | |
| Average number offenses/incident | 1.09 | Arson | 0 | 0 | 0 | 0 |
| | | Bribery | 0 | 0 | 0 | 0 |
| | | Burglary/Breaking & Entering | 0 | 0 | 0 | 2 |
| | | Counterfeiting/Forgery | 1 | 1 | 0 | 0 |
| | | Destruction/Damage/Vandalism of Property | 2 | 2 | 0 | 0 |
| | | Embezzlement | 0 | 0 | 0 | 0 |
| | | Extortion/Blackmail | 0 | 0 | 0 | 0 |
| | | False Pretenses/Swindle/Confidence Game | 4 | 2 | 1 | 0 |
| | | Credit Card/Automated Teller Machine Fraud | 0 | 0 | 0 | 0 |
| | | Impersonation | 0 | 0 | 0 | 0 |
| | | Welfare Fraud | 0 | 0 | 0 | 0 |
| | | Wire Fraud | 0 | 0 | 0 | 0 |
| | | Identity Theft | 0 | 0 | 0 | 0 |
| | | Hacking/Computer Invasion | 0 | 0 | 0 | 0 |
| | | Robbery | 0 | 0 | 0 | 0 |
| | | Pocket-picking | 0 | 0 | 0 | 0 |
| | | Purse-snatching | 0 | 0 | 0 | 0 |
| | | Shoplifting | 2 | 2 | 1 | 0 |
| | | Theft From Building | 0 | 0 | 0 | 0 |
| | | Theft From Coin Operated Machine or Device | 0 | 0 | 0 | 0 |
| | | Theft From Motor Vehicle | 0 | 0 | 0 | 0 |
| | | Theft of Motor Vehicle Parts/Accessories | 0 | 0 | 0 | 0 |
| | | All Other Larceny | 27 | 18 | 20 | 0 |
| | | Motor Vehicle Theft | 2 | 2 | 2 | 0 |
| | | Stolen Property Offenses | 0 | 0 | 0 | 0 |
| | | Crimes Against Society | | | | |
| | | Drug/Narcotic Violations | 0 | 0 | 0 | 0 |
| | | Drug Equipment Violations | 0 | 0 | 0 | 0 |
| | | Betting/Wagering | 0 | 0 | 0 | 0 |
| | | Operating/Promoting/Assisting Gambling | 0 | 0 | 0 | 0 |
| | | Gambling Equipment Violations | 0 | 0 | 0 | 0 |
| | | Sports Tampering | 0 | 0 | 0 | 0 |
| | | Pornography/Obscene Material | 1 | 0 | 0 | 0 |
| | | Prostitution | 0 | 0 | 0 | 0 |
| | | Assisting or Promoting Prostitution | 0 | 0 | 0 | 0 |
| | | Purchasing Prostitution | 0 | 0 | 0 | 0 |
| | | Weapon Law Violations | 0 | 0 | 0 | 0 |
| | | Animal Cruelty | 0 | 0 | 0 | 0 |
| | | Total Group A Offenses | 51 | 33 | 29 | 2 |
| Group B Arrests | | | | | | |
| Offense | Adult | Juvenile | | | | |
| Bad Checks | 0 | 0 | | | | |
| Curfew/Loitering/Vagrancy Violations | 0 | 0 | | | | |
| Disorderly Conduct | 1 | 0 | | | | |
| Driving Under the Influence | 3 | 0 | | | | |
| Drunkenness | 0 | 0 | | | | |
| Family Offenses (Nonviolent) | 0 | 0 | | | | |
| Liquor Law Violations | 0 | 0 | | | | |
| Peeping Tom | 0 | 0 | | | | |
| Trespass of Real Property | 0 | 0 | | | | |
| All Other Offenses | 49 | 0 | | | | |
| Total Group B | 53 | 0 | | | | |

(*) Offenses are counted using the FBI Units of Count for Crime

(**) The 'Arrests' column shows arrests made for incidents during the selected period, regardless of arrest date. Arrest counts for the same period may change over time.

Dexter PD - ME0100300 - NIBRS Agency Crime Overview - 2024

| 2024 Population Estimate | | 3,816 | Offenses (*) | | Arrests (**) | |
|--|--------------|-----------------|--------------|-----------|--------------|----------|
| Offense Overview | | | Reported | Cleared | Adult | Juvenile |
| Group A Offenses | | | | | | |
| Crimes Against Persons | | | | | | |
| Offense Total | 93 | | 0 | 0 | 0 | 0 |
| Number Cleared | 35 | | 0 | 0 | 0 | 0 |
| Percent Cleared | 37.63% | | 0 | 0 | 0 | 0 |
| Group A Crimes per 100,000 population | 2,437.1 | | 1 | 0 | 0 | 0 |
| Murder and Nonnegligent Manslaughter | | | 2 | 0 | 0 | 0 |
| Negligent Manslaughter | | | 0 | 0 | 0 | 0 |
| Kidnapping/Abduction | | | 0 | 0 | 0 | 0 |
| All Rape | | | 0 | 0 | 0 | 0 |
| Criminal Sexual Contact | | | 0 | 0 | 0 | 0 |
| Incest | | | 0 | 0 | 0 | 0 |
| Statutory Rape | | | 0 | 0 | 0 | 0 |
| Aggravated Assault | | | 2 | 1 | 0 | 0 |
| Simple Assault | | | 10 | 6 | 7 | 0 |
| Intimidation | | | 24 | 4 | 2 | 0 |
| Human Trafficking, Commercial Sex Acts | | | 0 | 0 | 0 | 0 |
| Human Trafficking, Involuntary Servitude | | | 0 | 0 | 0 | 0 |
| Crimes Against Property | | | | | | |
| Arson | | | 0 | 0 | 0 | 0 |
| Bribery | | | 0 | 0 | 0 | 0 |
| Burglary/Breaking & Entering | | | 1 | 0 | 0 | 0 |
| Counterfeiting/Forgery | | | 2 | 2 | 2 | 0 |
| Destruction/Damage/Vandalism of Property | | | 9 | 3 | 3 | 0 |
| Embezzlement | | | 0 | 0 | 0 | 0 |
| Extortion/Blackmail | | | 0 | 0 | 0 | 0 |
| False Pretenses/Swindle/Confidence Game | | | 0 | 0 | 0 | 0 |
| Credit Card/Automated Teller Machine Fraud | | | 0 | 0 | 0 | 0 |
| Impersonation | | | 0 | 0 | 1 | 0 |
| Welfare Fraud | | | 0 | 0 | 0 | 0 |
| Wire Fraud | | | 0 | 0 | 0 | 0 |
| Identity Theft | | | 0 | 0 | 0 | 0 |
| Hacking/Computer Invasion | | | 0 | 0 | 0 | 0 |
| Robbery | | | 0 | 0 | 0 | 0 |
| Pocket-picking | | | 0 | 0 | 0 | 0 |
| Purse-snatching | | | 0 | 0 | 0 | 0 |
| Shoplifting | | | 11 | 5 | 0 | 0 |
| Theft From Building | | | 1 | 0 | 0 | 0 |
| Theft From Coin Operated Machine or Device | | | 0 | 0 | 0 | 0 |
| Theft From Motor Vehicle | | | 0 | 0 | 0 | 0 |
| Theft of Motor Vehicle Parts/Accessories | | | 0 | 0 | 0 | 0 |
| All Other Larceny | | | 15 | 4 | 8 | 0 |
| Motor Vehicle Theft | | | 5 | 1 | 1 | 0 |
| Stolen Property Offenses | | | 0 | 0 | 0 | 0 |
| Crimes Against Society | | | | | | |
| Drug/Narcotic Violations | | | 9 | 8 | 9 | 0 |
| Drug Equipment Violations | | | 0 | 0 | 0 | 0 |
| Betting/Wagering | | | 0 | 0 | 0 | 0 |
| Operating/Promoting/Assisting Gambling | | | 0 | 0 | 0 | 0 |
| Gambling Equipment Violations | | | 0 | 0 | 0 | 0 |
| Sports Tampering | | | 0 | 0 | 0 | 0 |
| Pornography/Obscene Material | | | 0 | 0 | 0 | 0 |
| Prostitution | | | 0 | 0 | 0 | 0 |
| Assisting or Promoting Prostitution | | | 0 | 0 | 0 | 0 |
| Purchasing Prostitution | | | 0 | 0 | 0 | 0 |
| Weapon Law Violations | | | 1 | 1 | 1 | 0 |
| Animal Cruelty | | | 0 | 0 | 0 | 0 |
| Total Group A Offenses | | | 93 | 35 | 34 | 0 |
| Group B Arrests | | | | | | |
| Offense | Adult | Juvenile | | | | |
| Bad Checks | 0 | 0 | | | | |
| Curfew/Loitering/Vagrancy Violations | 0 | 0 | | | | |
| Disorderly Conduct | 6 | 0 | | | | |
| Driving Under the Influence | 9 | 0 | | | | |
| Drunkenness | 0 | 0 | | | | |
| Family Offenses (Nonviolent) | 0 | 0 | | | | |
| Liquor Law Violations | 0 | 0 | | | | |
| Peeping Tom | 0 | 0 | | | | |
| Trespass of Real Property | 6 | 0 | | | | |
| All Other Offenses | 10 | 0 | | | | |
| Total Group B | 31 | 0 | | | | |

(*) Offenses are counted using the FBI Units of Count for Crime

(**) The 'Arrests' column shows arrests made for incidents during the selected period, regardless of arrest date. Arrest counts for the same period may change over time.

Dover-Foxcroft PD - ME0110100 - NIBRS Agency Crime Overview - 2024

| 2024 Population Estimate | | 4,579 | | Offenses (*) | | Arrests (**) | | |
|---------------------------------------|--------------|-----------------|--|--|------------|--------------|----------|----------|
| | | | | Reported | Cleared | Adult | Juvenile | |
| Offense Overview | | | | Group A Offenses | | | | |
| Offense Total | | | | Crimes Against Persons | | | | |
| Offense Total | | 102 | | Murder and Nonnegligent Manslaughter | 0 | 0 | 0 | 0 |
| Number Cleared | | 14 | | Negligent Manslaughter | 0 | 0 | 0 | 0 |
| Percent Cleared | | 13.73% | | Kidnapping/Abduction | 0 | 0 | 0 | 0 |
| Group A Crimes per 100,000 population | | 2,227.6 | | All Rape | 0 | 0 | 0 | 0 |
| | | | | Criminal Sexual Contact | 0 | 0 | 0 | 0 |
| | | | | Incest | 0 | 0 | 0 | 0 |
| | | | | Statutory Rape | 0 | 0 | 0 | 0 |
| Arrest Overview | | | | Crimes Against Property | | | | |
| Total Arrests | | 23 | | Aggravated Assault | 0 | 0 | 0 | 0 |
| Adult Arrests | | 21 | | Simple Assault | 19 | 1 | 0 | 0 |
| Juvenile Arrests | | 2 | | Intimidation | 40 | 4 | 1 | 0 |
| Unknown Age | | 0 | | Human Trafficking, Commercial Sex Acts | 0 | 0 | 0 | 0 |
| Arrests per 100,000 population | | 502.3 | | Human Trafficking, Involuntary Servitude | 0 | 0 | 0 | 0 |
| Average number offenses/incident | | 1.12 | | Crimes Against Society | | | | |
| | | | | Arson | 0 | 0 | 0 | 0 |
| | | | | Bribery | 0 | 0 | 0 | 0 |
| | | | | Burglary/Breaking & Entering | 2 | 0 | 0 | 0 |
| | | | | Counterfeiting/Forgery | 0 | 0 | 0 | 0 |
| | | | | Destruction/Damage/Vandalism of Property | 13 | 2 | 1 | 0 |
| | | | | Embezzlement | 0 | 0 | 0 | 0 |
| | | | | Extortion/Blackmail | 0 | 0 | 0 | 0 |
| | | | | False Pretenses/Swindle/Confidence Game | 1 | 0 | 0 | 0 |
| | | | | Credit Card/Automated Teller Machine Fraud | 0 | 0 | 0 | 0 |
| | | | | Impersonation | 0 | 0 | 0 | 0 |
| | | | | Welfare Fraud | 0 | 0 | 0 | 0 |
| | | | | Wire Fraud | 0 | 0 | 0 | 0 |
| | | | | Identity Theft | 0 | 0 | 0 | 0 |
| | | | | Hacking/Computer Invasion | 0 | 0 | 0 | 0 |
| | | | | Robbery | 0 | 0 | 0 | 0 |
| | | | | Pocket-picking | 0 | 0 | 0 | 0 |
| | | | | Purse-snatching | 0 | 0 | 0 | 0 |
| | | | | Shoplifting | 7 | 3 | 0 | 0 |
| | | | | Theft From Building | 0 | 0 | 0 | 0 |
| | | | | Theft From Coin Operated Machine or Device | 0 | 0 | 0 | 0 |
| | | | | Theft From Motor Vehicle | 0 | 0 | 0 | 0 |
| | | | | Theft of Motor Vehicle Parts/Accessories | 0 | 0 | 0 | 0 |
| | | | | All Other Larceny | 16 | 1 | 3 | 0 |
| | | | | Motor Vehicle Theft | 1 | 1 | 0 | 1 |
| | | | | Stolen Property Offenses | 0 | 0 | 0 | 0 |
| | | | | Crimes Against Society | | | | |
| | | | | Drug/Narcotic Violations | 3 | 2 | 2 | 0 |
| | | | | Drug Equipment Violations | 0 | 0 | 0 | 0 |
| | | | | Betting/Wagering | 0 | 0 | 0 | 0 |
| | | | | Operating/Promoting/Assisting Gambling | 0 | 0 | 0 | 0 |
| | | | | Gambling Equipment Violations | 0 | 0 | 0 | 0 |
| | | | | Sports Tampering | 0 | 0 | 0 | 0 |
| | | | | Pornography/Obscene Material | 0 | 0 | 0 | 0 |
| | | | | Prostitution | 0 | 0 | 0 | 0 |
| | | | | Assisting or Promoting Prostitution | 0 | 0 | 0 | 0 |
| | | | | Purchasing Prostitution | 0 | 0 | 0 | 0 |
| | | | | Weapon Law Violations | 0 | 0 | 0 | 0 |
| | | | | Animal Cruelty | 0 | 0 | 0 | 0 |
| | | | | Total Group A Offenses | 102 | 14 | 7 | 1 |
| Group B Arrests | | | | | | | | |
| Offense | Adult | Juvenile | | | | | | |
| Bad Checks | 0 | 0 | | | | | | |
| Curfew/Loitering/Vagrancy Violations | 0 | 0 | | | | | | |
| Disorderly Conduct | 3 | 0 | | | | | | |
| Driving Under the Influence | 9 | 1 | | | | | | |
| Drunkenness | 0 | 0 | | | | | | |
| Family Offenses (Nonviolent) | 0 | 0 | | | | | | |
| Liquor Law Violations | 0 | 0 | | | | | | |
| Peeping Tom | 0 | 0 | | | | | | |
| Trespass of Real Property | 1 | 0 | | | | | | |
| All Other Offenses | 1 | 0 | | | | | | |
| Total Group B | 14 | 1 | | | | | | |

(*) Offenses are counted using the FBI Units of Count for Crime

(**) The 'Arrests' column shows arrests made for incidents during the selected period, regardless of arrest date. Arrest counts for the same period may change over time.

East Millinocket PD - ME0101000 - NIBRS Agency Crime Overview - 2024

| 2024 Population Estimate | | 6,860 | | Offenses (*) | | Arrests (**) | | |
|---------------------------------------|--------------|--|--|--|------------|--------------|------------|-----------|
| | | | | Reported | Cleared | Adult | Juvenile | |
| Offense Overview | | | | Group A Offenses | | | | |
| Crimes Against Persons | | | | | | | | |
| Offense Total | 170 | Murder and Nonnegligent Manslaughter | | 0 | 0 | 0 | 0 | |
| Number Cleared | 142 | Negligent Manslaughter | | 0 | 0 | 0 | 0 | |
| Percent Cleared | 83.53% | Kidnapping/Abduction | | 0 | 0 | 0 | 0 | |
| Group A Crimes per 100,000 population | 2,478.1 | All Rape | | 0 | 0 | 1 | 0 | |
| | | Criminal Sexual Contact | | 2 | 2 | 1 | 0 | |
| | | Incest | | 0 | 0 | 0 | 0 | |
| | | Statutory Rape | | 0 | 0 | 0 | 0 | |
| | | Aggravated Assault | | 4 | 4 | 2 | 0 | |
| | | Simple Assault | | 30 | 30 | 25 | 2 | |
| | | Intimidation | | 16 | 16 | 12 | 1 | |
| | | Human Trafficking, Commercial Sex Acts | | 0 | 0 | 0 | 0 | |
| | | Human Trafficking, Involuntary Servitude | | 0 | 0 | 0 | 0 | |
| Arrest Overview | | | | Crimes Against Property | | | | |
| Total Arrests | 226 | Arson | | 0 | 0 | 0 | 0 | |
| Adult Arrests | 196 | Bribery | | 0 | 0 | 0 | 0 | |
| Juvenile Arrests | 30 | Burglary/Breaking & Entering | | 1 | 1 | 0 | 1 | |
| Unknown Age | 0 | Counterfeiting/Forgery | | 1 | 1 | 0 | 0 | |
| Arrests per 100,000 population | 3,294.5 | Destruction/Damage/Vandalism of Property | | 16 | 10 | 5 | 0 | |
| Average number offenses/incident | 1.17 | Embezzlement | | 0 | 0 | 0 | 0 | |
| | | Extortion/Blackmail | | 0 | 0 | 0 | 0 | |
| | | False Pretenses/Swindle/Confidence Game | | 1 | 1 | 1 | 0 | |
| | | Credit Card/Automated Teller Machine Fraud | | 0 | 0 | 0 | 0 | |
| | | Impersonation | | 0 | 0 | 0 | 0 | |
| | | Welfare Fraud | | 0 | 0 | 0 | 0 | |
| | | Wire Fraud | | 0 | 0 | 0 | 0 | |
| | | Identity Theft | | 0 | 0 | 0 | 0 | |
| | | Hacking/Computer Invasion | | 0 | 0 | 0 | 0 | |
| | | Robbery | | 0 | 0 | 0 | 0 | |
| | | Pocket-picking | | 0 | 0 | 0 | 0 | |
| | | Purse-snatching | | 0 | 0 | 0 | 0 | |
| | | Shoplifting | | 13 | 12 | 4 | 0 | |
| | | Theft From Building | | 4 | 1 | 0 | 0 | |
| | | Theft From Coin Operated Machine or Device | | 0 | 0 | 0 | 0 | |
| | | Theft From Motor Vehicle | | 17 | 9 | 0 | 9 | |
| | | Theft of Motor Vehicle Parts/Accessories | | 2 | 0 | 0 | 0 | |
| | | All Other Larceny | | 12 | 5 | 16 | 3 | |
| | | Motor Vehicle Theft | | 9 | 8 | 0 | 5 | |
| | | Stolen Property Offenses | | 0 | 0 | 0 | 0 | |
| Group B Arrests | | | | Crimes Against Society | | | | |
| Offense | Adult | Juvenile | | | | | | |
| Bad Checks | 0 | 0 | | Drug/Narcotic Violations | 36 | 36 | 42 | 0 |
| Curfew/Loitering/Vagrancy Violations | 0 | 0 | | Drug Equipment Violations | 0 | 0 | 0 | 0 |
| Disorderly Conduct | 6 | 0 | | Betting/Wagering | 0 | 0 | 0 | 0 |
| Driving Under the Influence | 32 | 0 | | Operating/Promoting/Assisting Gambling | 0 | 0 | 0 | 0 |
| Drunkenness | 0 | 0 | | Gambling Equipment Violations | 0 | 0 | 0 | 0 |
| Family Offenses (Nonviolent) | 0 | 0 | | Sports Tampering | 0 | 0 | 0 | 0 |
| Liquor Law Violations | 3 | 7 | | Pornography/Obscene Material | 0 | 0 | 0 | 0 |
| Peeping Tom | 0 | 0 | | Prostitution | 0 | 0 | 0 | 0 |
| Trespass of Real Property | 3 | 0 | | Assisting or Promoting Prostitution | 0 | 0 | 0 | 0 |
| All Other Offenses | 42 | 2 | | Purchasing Prostitution | 0 | 0 | 0 | 0 |
| Total Group B | 86 | 9 | | Weapon Law Violations | 6 | 6 | 1 | 0 |
| | | | | Animal Cruelty | 0 | 0 | 0 | 0 |
| | | | | Total Group A Offenses | 170 | 142 | 110 | 21 |

(*) Offenses are counted using the FBI Units of Count for Crime

(**) The 'Arrests' column shows arrests made for incidents during the selected period, regardless of arrest date. Arrest counts for the same period may change over time.

Eastport PD - ME0150200 - NIBRS Agency Crime Overview - 2024

| 2024 Population Estimate | | 1,305 | | Offenses (*) | | Arrests (**) | |
|---------------------------------------|--------------|--|---|-------------------------|----------|--------------|----------|
| | | | | Reported | Cleared | Adult | Juvenile |
| Offense Overview | | | | Group A Offenses | | | |
| Crimes Against Persons | | | | | | | |
| Offense Total | 7 | Murder and Nonnegligent Manslaughter | | 0 | 0 | 0 | 0 |
| Number Cleared | 2 | Negligent Manslaughter | | 0 | 0 | 0 | 0 |
| Percent Cleared | 28.57% | Kidnapping/Abduction | | 0 | 0 | 0 | 0 |
| Group A Crimes per 100,000 population | 536.4 | All Rape | | 0 | 0 | 0 | 0 |
| | | Criminal Sexual Contact | | 0 | 0 | 0 | 0 |
| | | Incest | | 0 | 0 | 0 | 0 |
| | | Statutory Rape | | 0 | 0 | 0 | 0 |
| | | Aggravated Assault | | 0 | 0 | 0 | 0 |
| | | Simple Assault | | 3 | 1 | 1 | 0 |
| | | Intimidation | | 1 | 0 | 0 | 0 |
| | | Human Trafficking, Commercial Sex Acts | | 0 | 0 | 0 | 0 |
| | | Human Trafficking, Involuntary Servitude | | 0 | 0 | 0 | 0 |
| Crimes Against Property | | | | | | | |
| | | Arson | | 0 | 0 | 0 | 0 |
| | | Bribery | | 0 | 0 | 0 | 0 |
| | | Burglary/Breaking & Entering | | 1 | 1 | 1 | 0 |
| | | Counterfeiting/Forgery | | 0 | 0 | 0 | 0 |
| | | Destruction/Damage/Vandalism of Property | | 1 | 0 | 0 | 0 |
| | | Embezzlement | | 0 | 0 | 0 | 0 |
| | | Extortion/Blackmail | | 0 | 0 | 0 | 0 |
| | | False Pretenses/Swindle/Confidence Game | | 0 | 0 | 0 | 0 |
| | | Credit Card/Automated Teller Machine Fraud | | 0 | 0 | 0 | 0 |
| | | Impersonation | | 0 | 0 | 0 | 0 |
| | | Welfare Fraud | | 0 | 0 | 0 | 0 |
| | | Wire Fraud | | 0 | 0 | 0 | 0 |
| | | Identity Theft | | 0 | 0 | 0 | 0 |
| | | Hacking/Computer Invasion | | 0 | 0 | 0 | 0 |
| | | Robbery | | 0 | 0 | 0 | 0 |
| | | Pocket-picking | | 0 | 0 | 0 | 0 |
| | | Purse-snatching | | 0 | 0 | 0 | 0 |
| | | Shoplifting | | 0 | 0 | 0 | 0 |
| | | Theft From Building | | 0 | 0 | 0 | 0 |
| | | Theft From Coin Operated Machine or Device | | 0 | 0 | 0 | 0 |
| | | Theft From Motor Vehicle | | 0 | 0 | 0 | 0 |
| | | Theft of Motor Vehicle Parts/Accessories | | 0 | 0 | 0 | 0 |
| | | All Other Larceny | | 1 | 0 | 0 | 0 |
| | | Motor Vehicle Theft | | 0 | 0 | 0 | 0 |
| | | Stolen Property Offenses | | 0 | 0 | 0 | 0 |
| Crimes Against Society | | | | | | | |
| | | Drug/Narcotic Violations | | 0 | 0 | 0 | 0 |
| | | Drug Equipment Violations | | 0 | 0 | 0 | 0 |
| | | Betting/Wagering | | 0 | 0 | 0 | 0 |
| | | Operating/Promoting/Assisting Gambling | | 0 | 0 | 0 | 0 |
| | | Gambling Equipment Violations | | 0 | 0 | 0 | 0 |
| | | Sports Tampering | | 0 | 0 | 0 | 0 |
| | | Pornography/Obscene Material | | 0 | 0 | 0 | 0 |
| | | Prostitution | | 0 | 0 | 0 | 0 |
| | | Assisting or Promoting Prostitution | | 0 | 0 | 0 | 0 |
| | | Purchasing Prostitution | | 0 | 0 | 0 | 0 |
| | | Weapon Law Violations | | 0 | 0 | 0 | 0 |
| | | Animal Cruelty | | 0 | 0 | 0 | 0 |
| Total Group A Offenses | | | | 7 | 2 | 2 | 0 |
| Group B Arrests | | | | | | | |
| Offense | Adult | Juvenile | | | | | |
| Bad Checks | 0 | 0 | Credit Card/Automated Teller Machine Fraud | | | | |
| Curfew/Loitering/Vagrancy Violations | 0 | 0 | Impersonation | | | | |
| Disorderly Conduct | 0 | 0 | Welfare Fraud | | | | |
| Driving Under the Influence | 1 | 0 | Wire Fraud | | | | |
| Drunkenness | 0 | 0 | Identity Theft | | | | |
| Family Offenses (Nonviolent) | 0 | 0 | Hacking/Computer Invasion | | | | |
| Liquor Law Violations | 0 | 0 | Robbery | | | | |
| Peeping Tom | 0 | 0 | Pocket-picking | | | | |
| Trespass of Real Property | 0 | 0 | Purse-snatching | | | | |
| All Other Offenses | 3 | 0 | Shoplifting | | | | |
| Total Group B | 4 | 0 | Theft From Building | | | | |
| | | | Theft From Coin Operated Machine or Device | | | | |
| | | | Theft From Motor Vehicle | | | | |
| | | | Theft of Motor Vehicle Parts/Accessories | | | | |
| | | | All Other Larceny | | | | |
| | | | Motor Vehicle Theft | | | | |
| | | | Stolen Property Offenses | | | | |

(*) Offenses are counted using the FBI Units of Count for Crime

(**) The 'Arrests' column shows arrests made for incidents during the selected period, regardless of arrest date. Arrest counts for the same period may change over time.

Eliot PD - ME0160700 - NIBRS Agency Crime Overview - 2024

| 2024 Population Estimate | | 7,511 | | Offenses (*) | | Arrests (**) | |
|---------------------------------------|--------------|--|--|-------------------------|-----------|--------------|----------|
| | | | | Reported | Cleared | Adult | Juvenile |
| Offense Overview | | | | Group A Offenses | | | |
| Crimes Against Persons | | | | | | | |
| Offense Total | 41 | Murder and Nonnegligent Manslaughter | | 0 | 0 | 0 | 0 |
| Number Cleared | 14 | Negligent Manslaughter | | 0 | 0 | 0 | 0 |
| Percent Cleared | 34.15% | Kidnapping/Abduction | | 0 | 0 | 0 | 0 |
| Group A Crimes per 100,000 population | 545.9 | All Rape | | 0 | 0 | 0 | 0 |
| | | Criminal Sexual Contact | | 0 | 0 | 0 | 0 |
| | | Incest | | 0 | 0 | 0 | 0 |
| | | Statutory Rape | | 0 | 0 | 0 | 0 |
| | | Aggravated Assault | | 0 | 0 | 0 | 0 |
| | | Simple Assault | | 11 | 9 | 4 | 1 |
| | | Intimidation | | 0 | 0 | 0 | 0 |
| | | Human Trafficking, Commercial Sex Acts | | 0 | 0 | 0 | 0 |
| | | Human Trafficking, Involuntary Servitude | | 0 | 0 | 0 | 0 |
| Crimes Against Property | | | | | | | |
| | | Arson | | 0 | 0 | 0 | 0 |
| | | Bribery | | 0 | 0 | 0 | 0 |
| | | Burglary/Breaking & Entering | | 2 | 1 | 1 | 0 |
| | | Counterfeiting/Forgery | | 0 | 0 | 0 | 0 |
| | | Destruction/Damage/Vandalism of Property | | 9 | 0 | 0 | 0 |
| | | Embezzlement | | 0 | 0 | 0 | 0 |
| | | Extortion/Blackmail | | 0 | 0 | 0 | 0 |
| | | False Pretenses/Swindle/Confidence Game | | 3 | 0 | 0 | 0 |
| | | Credit Card/Automated Teller Machine Fraud | | 0 | 0 | 0 | 0 |
| | | Impersonation | | 0 | 0 | 0 | 0 |
| | | Welfare Fraud | | 0 | 0 | 0 | 0 |
| | | Wire Fraud | | 1 | 0 | 0 | 0 |
| | | Identity Theft | | 0 | 0 | 0 | 0 |
| | | Hacking/Computer Invasion | | 0 | 0 | 0 | 0 |
| | | Robbery | | 0 | 0 | 0 | 0 |
| | | Pocket-picking | | 0 | 0 | 0 | 0 |
| | | Purse-snatching | | 0 | 0 | 0 | 0 |
| | | Shoplifting | | 0 | 0 | 0 | 0 |
| | | Theft From Building | | 0 | 0 | 0 | 0 |
| | | Theft From Coin Operated Machine or Device | | 0 | 0 | 0 | 0 |
| | | Theft From Motor Vehicle | | 0 | 0 | 0 | 0 |
| | | Theft of Motor Vehicle Parts/Accessories | | 0 | 0 | 0 | 0 |
| | | All Other Larceny | | 12 | 2 | 2 | 0 |
| | | Motor Vehicle Theft | | 1 | 1 | 1 | 0 |
| | | Stolen Property Offenses | | 1 | 0 | 0 | 0 |
| Crimes Against Society | | | | | | | |
| | | Drug/Narcotic Violations | | 1 | 1 | 0 | 0 |
| | | Drug Equipment Violations | | 0 | 0 | 0 | 0 |
| | | Betting/Wagering | | 0 | 0 | 0 | 0 |
| | | Operating/Promoting/Assisting Gambling | | 0 | 0 | 0 | 0 |
| | | Gambling Equipment Violations | | 0 | 0 | 0 | 0 |
| | | Sports Tampering | | 0 | 0 | 0 | 0 |
| | | Pornography/Obscene Material | | 0 | 0 | 0 | 0 |
| | | Prostitution | | 0 | 0 | 0 | 0 |
| | | Assisting or Promoting Prostitution | | 0 | 0 | 0 | 0 |
| | | Purchasing Prostitution | | 0 | 0 | 0 | 0 |
| | | Weapon Law Violations | | 0 | 0 | 0 | 0 |
| | | Animal Cruelty | | 0 | 0 | 0 | 0 |
| Total Group A Offenses | | | | 41 | 14 | 8 | 1 |
| Group B Arrests | | | | | | | |
| Offense | Adult | Juvenile | | | | | |
| Bad Checks | 0 | 0 | Credit Card/Automated Teller Machine Fraud | | | | |
| Curfew/Loitering/Vagrancy Violations | 0 | 0 | Impersonation | | | | |
| Disorderly Conduct | 1 | 0 | Welfare Fraud | | | | |
| Driving Under the Influence | 6 | 0 | Wire Fraud | | | | |
| Drunkenness | 0 | 0 | Identity Theft | | | | |
| Family Offenses (Nonviolent) | 0 | 0 | Hacking/Computer Invasion | | | | |
| Liquor Law Violations | 0 | 0 | Robbery | | | | |
| Peeping Tom | 0 | 0 | Pocket-picking | | | | |
| Trespass of Real Property | 0 | 0 | Purse-snatching | | | | |
| All Other Offenses | 19 | 0 | Shoplifting | | | | |
| Total Group B | 26 | 0 | Theft From Building | | | | |
| | | | Theft From Coin Operated Machine or Device | | | | |
| | | | Theft From Motor Vehicle | | | | |
| | | | Theft of Motor Vehicle Parts/Accessories | | | | |
| | | | All Other Larceny | | | | |
| | | | Motor Vehicle Theft | | | | |
| | | | Stolen Property Offenses | | | | |

(*) Offenses are counted using the FBI Units of Count for Crime

(**) The 'Arrests' column shows arrests made for incidents during the selected period, regardless of arrest date. Arrest counts for the same period may change over time.

Ellsworth PD - ME0050200 - NIBRS Agency Crime Overview - 2024

| 2024 Population Estimate | | 8,812 | Offenses (*) | | Arrests (**) | |
|---------------------------------------|--------------|-----------------|--|------------|--------------|------------|
| Offense Overview | | | Reported | Cleared | Adult | Juvenile |
| Group A Offenses | | | Crimes Against Persons | | | |
| Offense Total | 608 | | Murder and Nonnegligent Manslaughter | 0 | 0 | 0 |
| Number Cleared | 311 | | Negligent Manslaughter | 0 | 0 | 0 |
| Percent Cleared | 51.15% | | Kidnapping/Abduction | 1 | 1 | 0 |
| Group A Crimes per 100,000 population | 6,899.7 | | All Rape | 8 | 2 | 1 |
| | | | Criminal Sexual Contact | 6 | 2 | 0 |
| | | | Incest | 0 | 0 | 0 |
| | | | Statutory Rape | 2 | 0 | 0 |
| | | | Aggravated Assault | 10 | 9 | 8 |
| | | | Simple Assault | 95 | 64 | 31 |
| | | | Intimidation | 121 | 48 | 10 |
| | | | Human Trafficking, Commercial Sex Acts | 0 | 0 | 0 |
| | | | Human Trafficking, Involuntary Servitude | 0 | 0 | 0 |
| | | | Crimes Against Property | | | |
| | | | Arson | 0 | 0 | 0 |
| | | | Bribery | 0 | 0 | 0 |
| | | | Burglary/Breaking & Entering | 12 | 5 | 3 |
| | | | Counterfeiting/Forgery | 5 | 2 | 3 |
| | | | Destruction/Damage/Vandalism of Property | 56 | 26 | 11 |
| | | | Embezzlement | 2 | 2 | 0 |
| | | | Extortion/Blackmail | 0 | 0 | 0 |
| | | | False Pretenses/Swindle/Confidence Game | 15 | 6 | 7 |
| | | | Credit Card/Automated Teller Machine Fraud | 8 | 2 | 0 |
| | | | Impersonation | 33 | 1 | 2 |
| | | | Welfare Fraud | 0 | 0 | 0 |
| | | | Wire Fraud | 3 | 1 | 0 |
| | | | Identity Theft | 0 | 0 | 0 |
| | | | Hacking/Computer Invasion | 0 | 0 | 0 |
| | | | Robbery | 0 | 0 | 0 |
| | | | Pocket-picking | 0 | 0 | 0 |
| | | | Purse-snatching | 3 | 2 | 0 |
| | | | Shoplifting | 96 | 76 | 36 |
| | | | Theft From Building | 14 | 6 | 0 |
| | | | Theft From Coin Operated Machine or Device | 0 | 0 | 0 |
| | | | Theft From Motor Vehicle | 5 | 1 | 3 |
| | | | Theft of Motor Vehicle Parts/Accessories | 3 | 2 | 1 |
| | | | All Other Larceny | 60 | 17 | 51 |
| | | | Motor Vehicle Theft | 15 | 7 | 3 |
| | | | Stolen Property Offenses | 1 | 1 | 1 |
| | | | Crimes Against Society | | | |
| | | | Drug/Narcotic Violations | 25 | 22 | 19 |
| | | | Drug Equipment Violations | 1 | 1 | 0 |
| | | | Betting/Wagering | 0 | 0 | 0 |
| | | | Operating/Promoting/Assisting Gambling | 0 | 0 | 0 |
| | | | Gambling Equipment Violations | 0 | 0 | 0 |
| | | | Sports Tampering | 0 | 0 | 0 |
| | | | Pornography/Obscene Material | 3 | 1 | 0 |
| | | | Prostitution | 0 | 0 | 0 |
| | | | Assisting or Promoting Prostitution | 0 | 0 | 0 |
| | | | Purchasing Prostitution | 0 | 0 | 0 |
| | | | Weapon Law Violations | 4 | 4 | 2 |
| | | | Animal Cruelty | 1 | 0 | 0 |
| | | | Total Group A Offenses | 608 | 311 | 192 |
| | | | | | | 17 |
| Group B Arrests | | | | | | |
| Offense | Adult | Juvenile | | | | |
| Bad Checks | 0 | 0 | | | | |
| Curfew/Loitering/Vagrancy Violations | 0 | 0 | | | | |
| Disorderly Conduct | 8 | 0 | | | | |
| Driving Under the Influence | 33 | 0 | | | | |
| Drunkness | 0 | 0 | | | | |
| Family Offenses (Nonviolent) | 0 | 0 | | | | |
| Liquor Law Violations | 0 | 2 | | | | |
| Peeping Tom | 0 | 0 | | | | |
| Trespass of Real Property | 15 | 0 | | | | |
| All Other Offenses | 47 | 1 | | | | |
| Total Group B | 103 | 3 | | | | |

(*) Offenses are counted using the FBI Units of Count for Crime

(**) The 'Arrests' column shows arrests made for incidents during the selected period, regardless of arrest date. Arrest counts for the same period may change over time.

Fairfield PD - ME0130100 - NIBRS Agency Crime Overview - 2024

| 2024 Population Estimate | | 6,557 | | Offenses (*) | | Arrests (**) | | |
|---------------------------------------|--------------|-----------------|--|--|------------|--------------|-----------|-----------|
| | | | | Reported | Cleared | Adult | Juvenile | |
| Offense Overview | | | | Group A Offenses | | | | |
| Offense Total | | | | Crimes Against Persons | | | | |
| Offense Total | | 296 | | Murder and Nonnegligent Manslaughter | 0 | 0 | 0 | 0 |
| Number Cleared | | 96 | | Negligent Manslaughter | 0 | 0 | 0 | 0 |
| Percent Cleared | | 32.43% | | Kidnapping/Abduction | 0 | 0 | 0 | 0 |
| Group A Crimes per 100,000 population | | 4,514.3 | | All Rape | 4 | 0 | 0 | 0 |
| | | | | Criminal Sexual Contact | 1 | 0 | 0 | 0 |
| | | | | Incest | 0 | 0 | 0 | 0 |
| | | | | Statutory Rape | 0 | 0 | 0 | 0 |
| Arrest Overview | | | | | | | | |
| | | | | Aggravated Assault | 4 | 3 | 3 | 0 |
| Total Arrests | | 202 | | Simple Assault | 42 | 28 | 21 | 4 |
| Adult Arrests | | 177 | | Intimidation | 16 | 8 | 3 | 1 |
| Juvenile Arrests | | 25 | | Human Trafficking, Commercial Sex Acts | 0 | 0 | 0 | 0 |
| Unknown Age | | 0 | | Human Trafficking, Involuntary Servitude | 0 | 0 | 0 | 0 |
| | | | | Crimes Against Property | | | | |
| Arrests per 100,000 population | | 3,080.7 | | Arson | 1 | 0 | 0 | 0 |
| | | | | Bribery | 0 | 0 | 0 | 0 |
| | | | | Burglary/Breaking & Entering | 5 | 0 | 0 | 0 |
| Average number offenses/incident | | 1.08 | | Counterfeiting/Forgery | 6 | 3 | 1 | 0 |
| | | | | Destruction/Damage/Vandalism of Property | 43 | 11 | 4 | 2 |
| Group B Arrests | | | | | | | | |
| | | | | Embezzlement | 0 | 0 | 0 | 0 |
| Offense | Adult | Juvenile | | Extortion/Blackmail | 0 | 0 | 0 | 0 |
| Bad Checks | 0 | 0 | | False Pretenses/Swindle/Confidence Game | 8 | 2 | 3 | 0 |
| Curfew/Loitering/Vagrancy Violations | 0 | 0 | | Credit Card/Automated Teller Machine Fraud | 1 | 0 | 0 | 0 |
| Disorderly Conduct | 5 | 2 | | Impersonation | 0 | 0 | 0 | 0 |
| Driving Under the Influence | 22 | 0 | | Welfare Fraud | 0 | 0 | 0 | 0 |
| Drunkness | 0 | 0 | | Wire Fraud | 1 | 0 | 0 | 0 |
| Family Offenses (Nonviolent) | 0 | 0 | | Identity Theft | 0 | 0 | 0 | 0 |
| Liquor Law Violations | 0 | 1 | | Hacking/Computer Invasion | 0 | 0 | 0 | 0 |
| Peeping Tom | 0 | 0 | | Robbery | 0 | 0 | 0 | 0 |
| Trespass of Real Property | 8 | 2 | | Pocket-picking | 0 | 0 | 0 | 0 |
| All Other Offenses | 69 | 8 | | Purse-snatching | 0 | 0 | 0 | 0 |
| Total Group B | 104 | 13 | | Shoplifting | 0 | 0 | 0 | 0 |
| | | | | Theft From Building | 0 | 0 | 0 | 0 |
| | | | | Theft From Coin Operated Machine or Device | 0 | 0 | 0 | 0 |
| | | | | Theft From Motor Vehicle | 12 | 0 | 0 | 0 |
| | | | | Theft of Motor Vehicle Parts/Accessories | 0 | 0 | 0 | 0 |
| | | | | All Other Larceny | 128 | 29 | 28 | 5 |
| | | | | Motor Vehicle Theft | 10 | 2 | 2 | 0 |
| | | | | Stolen Property Offenses | 0 | 0 | 0 | 0 |
| | | | | Crimes Against Society | | | | |
| | | | | Drug/Narcotic Violations | 9 | 8 | 6 | 0 |
| | | | | Drug Equipment Violations | 2 | 0 | 0 | 0 |
| | | | | Betting/Wagering | 0 | 0 | 0 | 0 |
| | | | | Operating/Promoting/Assisting Gambling | 0 | 0 | 0 | 0 |
| | | | | Gambling Equipment Violations | 0 | 0 | 0 | 0 |
| | | | | Sports Tampering | 0 | 0 | 0 | 0 |
| | | | | Pornography/Obscene Material | 1 | 0 | 0 | 0 |
| | | | | Prostitution | 0 | 0 | 0 | 0 |
| | | | | Assisting or Promoting Prostitution | 0 | 0 | 0 | 0 |
| | | | | Purchasing Prostitution | 0 | 0 | 0 | 0 |
| | | | | Weapon Law Violations | 2 | 2 | 2 | 0 |
| | | | | Animal Cruelty | 0 | 0 | 0 | 0 |
| | | | | Total Group A Offenses | 296 | 96 | 73 | 12 |

(*) Offenses are counted using the FBI Units of Count for Crime

(**) The 'Arrests' column shows arrests made for incidents during the selected period, regardless of arrest date. Arrest counts for the same period may change over time.

This report is valid as of July 25, 2025 and is subject to change

Falmouth PD - ME0030300 - NIBRS Agency Crime Overview - 2024

| 2024 Population Estimate | | 13,004 | | Offenses (*) | | Arrests (**) | |
|---------------------------------------|--------------|--|--|--------------|-----------|--------------|----------|
| Offense Overview | | | | Reported | Cleared | Adult | Juvenile |
| Group A Offenses | | | | | | | |
| Crimes Against Persons | | | | | | | |
| Offense Total | 207 | Murder and Nonnegligent Manslaughter | | 0 | 0 | 0 | 0 |
| Number Cleared | 98 | Negligent Manslaughter | | 0 | 0 | 0 | 0 |
| Percent Cleared | 47.34% | Kidnapping/Abduction | | 0 | 0 | 0 | 0 |
| Group A Crimes per 100,000 population | 1,591.8 | All Rape | | 5 | 5 | 1 | 1 |
| | | Criminal Sexual Contact | | 3 | 0 | 0 | 0 |
| | | Incest | | 0 | 0 | 0 | 0 |
| | | Statutory Rape | | 1 | 1 | 0 | 0 |
| | | Aggravated Assault | | 2 | 2 | 2 | 0 |
| | | Simple Assault | | 17 | 13 | 8 | 1 |
| | | Intimidation | | 5 | 3 | 1 | 0 |
| | | Human Trafficking, Commercial Sex Acts | | 0 | 0 | 0 | 0 |
| | | Human Trafficking, Involuntary Servitude | | 1 | 0 | 0 | 0 |
| Crimes Against Property | | | | | | | |
| | | Arson | | 0 | 0 | 0 | 0 |
| | | Bribery | | 0 | 0 | 0 | 0 |
| | | Burglary/Breaking & Entering | | 10 | 4 | 3 | 0 |
| | | Counterfeiting/Forgery | | 10 | 5 | 3 | 0 |
| | | Destruction/Damage/Vandalism of Property | | 22 | 8 | 1 | 0 |
| | | Embezzlement | | 0 | 0 | 0 | 0 |
| | | Extortion/Blackmail | | 3 | 0 | 0 | 0 |
| | | False Pretenses/Swindle/Confidence Game | | 24 | 6 | 4 | 0 |
| | | Credit Card/Automated Teller Machine Fraud | | 16 | 5 | 0 | 0 |
| | | Impersonation | | 0 | 0 | 0 | 0 |
| | | Welfare Fraud | | 0 | 0 | 0 | 0 |
| | | Wire Fraud | | 0 | 0 | 0 | 0 |
| | | Identity Theft | | 1 | 0 | 0 | 0 |
| | | Hacking/Computer Invasion | | 0 | 0 | 0 | 0 |
| | | Robbery | | 1 | 1 | 1 | 0 |
| | | Pocket-picking | | 0 | 0 | 0 | 0 |
| | | Purse-snatching | | 0 | 0 | 0 | 0 |
| | | Shoplifting | | 8 | 4 | 4 | 0 |
| | | Theft From Building | | 1 | 1 | 0 | 0 |
| | | Theft From Coin Operated Machine or Device | | 0 | 0 | 0 | 0 |
| | | Theft From Motor Vehicle | | 27 | 14 | 18 | 0 |
| | | Theft of Motor Vehicle Parts/Accessories | | 1 | 0 | 0 | 0 |
| | | All Other Larceny | | 34 | 12 | 12 | 0 |
| | | Motor Vehicle Theft | | 2 | 1 | 0 | 1 |
| | | Stolen Property Offenses | | 0 | 0 | 0 | 0 |
| Crimes Against Society | | | | | | | |
| | | Drug/Narcotic Violations | | 8 | 8 | 2 | 1 |
| | | Drug Equipment Violations | | 0 | 0 | 0 | 0 |
| | | Betting/Wagering | | 0 | 0 | 0 | 0 |
| | | Operating/Promoting/Assisting Gambling | | 5 | 5 | 5 | 0 |
| | | Gambling Equipment Violations | | 0 | 0 | 0 | 0 |
| | | Sports Tampering | | 0 | 0 | 0 | 0 |
| | | Pornography/Obscene Material | | 0 | 0 | 0 | 0 |
| | | Prostitution | | 0 | 0 | 0 | 0 |
| | | Assisting or Promoting Prostitution | | 0 | 0 | 0 | 0 |
| | | Purchasing Prostitution | | 0 | 0 | 0 | 0 |
| | | Weapon Law Violations | | 0 | 0 | 0 | 0 |
| | | Animal Cruelty | | 0 | 0 | 0 | 0 |
| Total Group A Offenses | | | | 207 | 98 | 65 | 4 |
| Group B Arrests | | | | | | | |
| Offense | Adult | Juvenile | | | | | |
| Bad Checks | 0 | 0 | Credit Card/Automated Teller Machine Fraud | 16 | 5 | 0 | 0 |
| Curfew/Loitering/Vagrancy Violations | 0 | 0 | Impersonation | 0 | 0 | 0 | 0 |
| Disorderly Conduct | 1 | 0 | Welfare Fraud | 0 | 0 | 0 | 0 |
| Driving Under the Influence | 37 | 0 | Wire Fraud | 0 | 0 | 0 | 0 |
| Drunkness | 0 | 0 | Identity Theft | 1 | 0 | 0 | 0 |
| Family Offenses (Nonviolent) | 0 | 0 | Hacking/Computer Invasion | 0 | 0 | 0 | 0 |
| Liquor Law Violations | 3 | 6 | Robbery | 1 | 1 | 1 | 0 |
| Peeping Tom | 0 | 0 | Pocket-picking | 0 | 0 | 0 | 0 |
| Trespass of Real Property | 3 | 0 | Purse-snatching | 0 | 0 | 0 | 0 |
| All Other Offenses | 77 | 2 | Shoplifting | 8 | 4 | 4 | 0 |
| Total Group B | 121 | 8 | Theft From Building | 1 | 1 | 0 | 0 |
| | | | Theft From Coin Operated Machine or Device | 0 | 0 | 0 | 0 |
| | | | Theft From Motor Vehicle | 27 | 14 | 18 | 0 |
| | | | Theft of Motor Vehicle Parts/Accessories | 1 | 0 | 0 | 0 |
| | | | All Other Larceny | 34 | 12 | 12 | 0 |
| | | | Motor Vehicle Theft | 2 | 1 | 0 | 1 |
| | | | Stolen Property Offenses | 0 | 0 | 0 | 0 |

(*) Offenses are counted using the FBI Units of Count for Crime

(**) The 'Arrests' column shows arrests made for incidents during the selected period, regardless of arrest date. Arrest counts for the same period may change over time.

Farmington PD - ME0040100 - NIBRS Agency Crime Overview - 2024

| 2024 Population Estimate | | 8,727 | Offenses (*) | | Arrests (**) | |
|--|--------------|-----------------|--------------|------------|--------------|-----------|
| Offense Overview | | | Reported | Cleared | Adult | Juvenile |
| Group A Offenses | | | | | | |
| Crimes Against Persons | | | | | | |
| Offense Total | 275 | | 0 | 0 | 0 | 0 |
| Number Cleared | 135 | | 0 | 0 | 0 | 0 |
| Percent Cleared | 49.09% | | 1 | 1 | 0 | 0 |
| Group A Crimes per 100,000 population | 3,151.1 | | 3 | 1 | 1 | 0 |
| Murder and Nonnegligent Manslaughter | | | 2 | 1 | 1 | 0 |
| Negligent Manslaughter | | | 0 | 0 | 0 | 0 |
| Kidnapping/Abduction | | | 0 | 0 | 0 | 0 |
| All Rape | | | 0 | 0 | 0 | 0 |
| Criminal Sexual Contact | | | 0 | 0 | 0 | 0 |
| Incest | | | 0 | 0 | 0 | 0 |
| Statutory Rape | | | 6 | 5 | 3 | 2 |
| Aggravated Assault | | | 47 | 28 | 23 | 4 |
| Simple Assault | | | 21 | 13 | 8 | 2 |
| Human Trafficking, Commercial Sex Acts | | | 0 | 0 | 0 | 0 |
| Human Trafficking, Involuntary Servitude | | | 0 | 0 | 0 | 0 |
| Crimes Against Property | | | | | | |
| Arson | | | 0 | 0 | 0 | 0 |
| Bribery | | | 0 | 0 | 0 | 0 |
| Burglary/Breaking & Entering | | | 3 | 1 | 1 | 0 |
| Counterfeiting/Forgery | | | 5 | 2 | 1 | 0 |
| Destruction/Damage/Vandalism of Property | | | 25 | 7 | 2 | 1 |
| Embezzlement | | | 0 | 0 | 0 | 0 |
| Extortion/Blackmail | | | 0 | 0 | 0 | 0 |
| False Pretenses/Swindle/Confidence Game | | | 15 | 3 | 3 | 0 |
| Credit Card/Automated Teller Machine Fraud | | | 4 | 0 | 0 | 0 |
| Impersonation | | | 0 | 0 | 0 | 0 |
| Welfare Fraud | | | 0 | 0 | 0 | 0 |
| Wire Fraud | | | 0 | 0 | 0 | 0 |
| Identity Theft | | | 0 | 0 | 0 | 0 |
| Hacking/Computer Invasion | | | 0 | 0 | 0 | 0 |
| Robbery | | | 2 | 1 | 0 | 0 |
| Pocket-picking | | | 0 | 0 | 0 | 0 |
| Purse-snatching | | | 0 | 0 | 0 | 0 |
| Shoplifting | | | 0 | 0 | 0 | 0 |
| Theft From Building | | | 0 | 0 | 0 | 0 |
| Theft From Coin Operated Machine or Device | | | 0 | 0 | 0 | 0 |
| Theft From Motor Vehicle | | | 3 | 1 | 1 | 0 |
| Theft of Motor Vehicle Parts/Accessories | | | 0 | 0 | 0 | 0 |
| All Other Larceny | | | 110 | 49 | 46 | 2 |
| Motor Vehicle Theft | | | 10 | 5 | 1 | 5 |
| Stolen Property Offenses | | | 0 | 0 | 0 | 0 |
| Crimes Against Society | | | | | | |
| Drug/Narcotic Violations | | | 17 | 16 | 19 | 0 |
| Drug Equipment Violations | | | 0 | 0 | 0 | 0 |
| Betting/Wagering | | | 0 | 0 | 0 | 0 |
| Operating/Promoting/Assisting Gambling | | | 0 | 0 | 0 | 0 |
| Gambling Equipment Violations | | | 0 | 0 | 0 | 0 |
| Sports Tampering | | | 0 | 0 | 0 | 0 |
| Pornography/Obscene Material | | | 0 | 0 | 0 | 0 |
| Prostitution | | | 0 | 0 | 0 | 0 |
| Assisting or Promoting Prostitution | | | 0 | 0 | 0 | 0 |
| Purchasing Prostitution | | | 0 | 0 | 0 | 0 |
| Weapon Law Violations | | | 1 | 1 | 0 | 0 |
| Animal Cruelty | | | 0 | 0 | 0 | 0 |
| Total Group A Offenses | | | 275 | 135 | 110 | 16 |
| Group B Arrests | | | | | | |
| Offense | Adult | Juvenile | | | | |
| Bad Checks | 0 | 0 | | | | |
| Curfew/Loitering/Vagrancy Violations | 0 | 0 | | | | |
| Disorderly Conduct | 1 | 1 | | | | |
| Driving Under the Influence | 13 | 0 | | | | |
| Drunkness | 0 | 0 | | | | |
| Family Offenses (Nonviolent) | 0 | 0 | | | | |
| Liquor Law Violations | 3 | 2 | | | | |
| Peeping Tom | 0 | 0 | | | | |
| Trespass of Real Property | 7 | 0 | | | | |
| All Other Offenses | 97 | 3 | | | | |
| Total Group B | 121 | 6 | | | | |

(*) Offenses are counted using the FBI Units of Count for Crime

(**) The 'Arrests' column shows arrests made for incidents during the selected period, regardless of arrest date. Arrest counts for the same period may change over time.

Fort Fairfield PD - ME0020200 - NIBRS Agency Crime Overview - 2024

| 2024 Population Estimate | | 3,343 | | Offenses (*) | | Arrests (**) | | |
|---------------------------------------|--------------|--|---|--|------------|--------------|-----------|----------|
| | | | | Reported | Cleared | Adult | Juvenile | |
| Offense Overview | | | | Group A Offenses | | | | |
| | | | | Crimes Against Persons | | | | |
| Offense Total | 108 | Murder and Nonnegligent Manslaughter | | 0 | 0 | 0 | 0 | |
| Number Cleared | 85 | Negligent Manslaughter | | 0 | 0 | 0 | 0 | |
| Percent Cleared | 78.70% | Kidnapping/Abduction | | 0 | 0 | 0 | 0 | |
| Group A Crimes per 100,000 population | 3,230.6 | All Rape | | 1 | 0 | 0 | 0 | |
| | | | | Criminal Sexual Contact | | 0 | 0 | |
| | | | | Incest | | 0 | 0 | |
| | | | | Statutory Rape | | 0 | 0 | |
| Arrest Overview | | | | Aggravated Assault | | 4 | 4 | |
| Total Arrests | 171 | Simple Assault | | 18 | 17 | 11 | 6 | |
| Adult Arrests | 159 | Intimidation | | 32 | 22 | 9 | 3 | |
| Juvenile Arrests | 12 | Human Trafficking, Commercial Sex Acts | | 0 | 0 | 0 | 0 | |
| Unknown Age | 0 | Human Trafficking, Involuntary Servitude | | 0 | 0 | 0 | 0 | |
| Arrests per 100,000 population | 5,115.2 | Crimes Against Property | | | | | | |
| Average number offenses/incident | 1.20 | Arson | | 0 | 0 | 0 | 0 | |
| | | | | Bribery | | 0 | 0 | |
| | | | | Burglary/Breaking & Entering | | 1 | 1 | |
| | | | | Counterfeiting/Forgery | | 0 | 0 | |
| | | | | Destruction/Damage/Vandalism of Property | | 10 | 10 | |
| | | | | Embezzlement | | 0 | 0 | |
| | | | | Extortion/Blackmail | | 0 | 0 | |
| | | | | False Pretenses/Swindle/Confidence Game | | 4 | 3 | |
| | | | | Credit Card/Automated Teller Machine Fraud | | 0 | 0 | |
| | | | | Impersonation | | 1 | 0 | |
| | | | | Welfare Fraud | | 0 | 0 | |
| | | | | Wire Fraud | | 0 | 0 | |
| | | | | Identity Theft | | 0 | 0 | |
| | | | | Hacking/Computer Invasion | | 0 | 0 | |
| | | | | Robbery | | 0 | 0 | |
| | | | | Pocket-picking | | 0 | 0 | |
| | | | | Purse-snatching | | 0 | 0 | |
| | | | | Shoplifting | | 0 | 0 | |
| | | | | Theft From Building | | 0 | 0 | |
| | | | | Theft From Coin Operated Machine or Device | | 0 | 0 | |
| | | | | Theft From Motor Vehicle | | 0 | 0 | |
| | | | | Theft of Motor Vehicle Parts/Accessories | | 0 | 0 | |
| | | | | All Other Larceny | | 9 | 3 | |
| | | | | Motor Vehicle Theft | | 3 | 2 | |
| | | | | Stolen Property Offenses | | 0 | 0 | |
| | | | | Crimes Against Society | | | | |
| | | | | Drug/Narcotic Violations | | 19 | 19 | |
| | | | | Drug Equipment Violations | | 0 | 0 | |
| | | | | Betting/Wagering | | 0 | 0 | |
| | | | | Operating/Promoting/Assisting Gambling | | 0 | 0 | |
| | | | | Gambling Equipment Violations | | 0 | 0 | |
| | | | | Sports Tampering | | 0 | 0 | |
| | | | | Pornography/Obscene Material | | 2 | 0 | |
| | | | | Prostitution | | 0 | 0 | |
| | | | | Assisting or Promoting Prostitution | | 0 | 0 | |
| | | | | Purchasing Prostitution | | 0 | 0 | |
| | | | | Weapon Law Violations | | 3 | 3 | |
| | | | | Animal Cruelty | | 1 | 1 | |
| | | | | Total Group A Offenses | | 108 | 85 | |
| Group B Arrests | | | | | | | | |
| Offense | Adult | Juvenile | | | | | | |
| Bad Checks | 0 | 0 | Credit Card/Automated Teller Machine Fraud | | | | | |
| Curfew/Loitering/Vagrancy Violations | 0 | 0 | Impersonation | | | | | |
| Disorderly Conduct | 4 | 0 | Welfare Fraud | | | | | |
| Driving Under the Influence | 18 | 0 | Wire Fraud | | | | | |
| Drunkenness | 0 | 0 | Identity Theft | | | | | |
| Family Offenses (Nonviolent) | 1 | 0 | Hacking/Computer Invasion | | | | | |
| Liquor Law Violations | 2 | 3 | Robbery | | | | | |
| Peeping Tom | 0 | 0 | Pocket-picking | | | | | |
| Trespass of Real Property | 3 | 0 | Purse-snatching | | | | | |
| All Other Offenses | 70 | 0 | Shoplifting | | | | | |
| Total Group B | 98 | 3 | Theft From Building | | | | | |
| | | | Theft From Coin Operated Machine or Device | | | | | |
| | | | Theft From Motor Vehicle | | | | | |
| | | | Theft of Motor Vehicle Parts/Accessories | | | | | |
| | | | All Other Larceny | | | | | |
| | | | Motor Vehicle Theft | | | | | |
| | | | Stolen Property Offenses | | | | | |
| | | | Crimes Against Society | | | | | |
| | | | Drug/Narcotic Violations | | | | | |
| | | | Drug Equipment Violations | | | | | |
| | | | Betting/Wagering | | | | | |
| | | | Operating/Promoting/Assisting Gambling | | | | | |
| | | | Gambling Equipment Violations | | | | | |
| | | | Sports Tampering | | | | | |
| | | | Pornography/Obscene Material | | | | | |
| | | | Prostitution | | | | | |
| | | | Assisting or Promoting Prostitution | | | | | |
| | | | Purchasing Prostitution | | | | | |
| | | | Weapon Law Violations | | | | | |
| | | | Animal Cruelty | | | | | |
| | | | Total Group A Offenses | | 108 | 85 | 61 | 9 |

(*) Offenses are counted using the FBI Units of Count for Crime

(**) The 'Arrests' column shows arrests made for incidents during the selected period, regardless of arrest date. Arrest counts for the same period may change over time.

Fort Kent PD - ME0020300 - NIBRS Agency Crime Overview - 2024

| 2024 Population Estimate | | 4,273 | Offenses (*) | | Arrests (**) | |
|---------------------------------------|--------------|--|--------------|-----------|--------------|----------|
| Offense Overview | | | Reported | Cleared | Adult | Juvenile |
| Group A Offenses | | | | | | |
| Crimes Against Persons | | | | | | |
| Offense Total | 56 | Murder and Nonnegligent Manslaughter | 0 | 0 | 0 | 0 |
| Number Cleared | 42 | Negligent Manslaughter | 0 | 0 | 0 | 0 |
| Percent Cleared | 75.00% | Kidnapping/Abduction | 0 | 0 | 0 | 0 |
| Group A Crimes per 100,000 population | 1,310.6 | All Rape | 1 | 0 | 0 | 0 |
| | | Criminal Sexual Contact | 2 | 2 | 1 | 1 |
| | | Incest | 0 | 0 | 0 | 0 |
| | | Statutory Rape | 0 | 0 | 0 | 0 |
| | | Aggravated Assault | 0 | 0 | 0 | 0 |
| Arrest Overview | | Simple Assault | 11 | 10 | 10 | 0 |
| Total Arrests | 77 | Intimidation | 12 | 7 | 6 | 0 |
| Adult Arrests | 71 | Human Trafficking, Commercial Sex Acts | 0 | 0 | 0 | 0 |
| Juvenile Arrests | 6 | Human Trafficking, Involuntary Servitude | 0 | 0 | 0 | 0 |
| Unknown Age | 0 | Crimes Against Property | | | | |
| Arrests per 100,000 population | 1,802.0 | Arson | 0 | 0 | 0 | 0 |
| Average number offenses/incident | 1.14 | Bribery | 0 | 0 | 0 | 0 |
| | | Burglary/Breaking & Entering | 3 | 3 | 5 | 0 |
| | | Counterfeiting/Forgery | 1 | 1 | 1 | 0 |
| | | Destruction/Damage/Vandalism of Property | 4 | 2 | 1 | 0 |
| | | Embezzlement | 0 | 0 | 0 | 0 |
| | | Extortion/Blackmail | 0 | 0 | 0 | 0 |
| | | False Pretenses/Swindle/Confidence Game | 0 | 0 | 0 | 0 |
| | | Credit Card/Automated Teller Machine Fraud | 0 | 0 | 0 | 0 |
| | | Impersonation | 0 | 0 | 0 | 0 |
| | | Welfare Fraud | 0 | 0 | 0 | 0 |
| | | Wire Fraud | 0 | 0 | 0 | 0 |
| | | Identity Theft | 0 | 0 | 0 | 0 |
| | | Hacking/Computer Invasion | 0 | 0 | 0 | 0 |
| | | Robbery | 0 | 0 | 0 | 0 |
| | | Pocket-picking | 0 | 0 | 0 | 0 |
| | | Purse-snatching | 0 | 0 | 0 | 0 |
| | | Shoplifting | 0 | 0 | 0 | 0 |
| | | Theft From Building | 0 | 0 | 0 | 0 |
| | | Theft From Coin Operated Machine or Device | 0 | 0 | 0 | 0 |
| | | Theft From Motor Vehicle | 0 | 0 | 0 | 0 |
| | | Theft of Motor Vehicle Parts/Accessories | 0 | 0 | 0 | 0 |
| | | All Other Larceny | 14 | 9 | 4 | 1 |
| | | Motor Vehicle Theft | 1 | 1 | 1 | 0 |
| | | Stolen Property Offenses | 0 | 0 | 0 | 0 |
| | | Crimes Against Society | | | | |
| | | Drug/Narcotic Violations | 5 | 5 | 3 | 0 |
| | | Drug Equipment Violations | 0 | 0 | 0 | 0 |
| | | Betting/Wagering | 0 | 0 | 0 | 0 |
| | | Operating/Promoting/Assisting Gambling | 0 | 0 | 0 | 0 |
| | | Gambling Equipment Violations | 0 | 0 | 0 | 0 |
| | | Sports Tampering | 0 | 0 | 0 | 0 |
| | | Pornography/Obscene Material | 1 | 1 | 1 | 3 |
| | | Prostitution | 0 | 0 | 0 | 0 |
| | | Assisting or Promoting Prostitution | 0 | 0 | 0 | 0 |
| | | Purchasing Prostitution | 0 | 0 | 0 | 0 |
| | | Weapon Law Violations | 1 | 1 | 1 | 0 |
| | | Animal Cruelty | 0 | 0 | 0 | 0 |
| | | Total Group A Offenses | 56 | 42 | 34 | 5 |
| Group B Arrests | | | | | | |
| Offense | Adult | Juvenile | | | | |
| Bad Checks | 0 | 0 | | | | |
| Curfew/Loitering/Vagrancy Violations | 0 | 0 | | | | |
| Disorderly Conduct | 2 | 0 | | | | |
| Driving Under the Influence | 11 | 1 | | | | |
| Drunkenness | 0 | 0 | | | | |
| Family Offenses (Nonviolent) | 0 | 0 | | | | |
| Liquor Law Violations | 1 | 0 | | | | |
| Peeping Tom | 0 | 0 | | | | |
| Trespass of Real Property | 1 | 0 | | | | |
| All Other Offenses | 22 | 0 | | | | |
| Total Group B | 37 | 1 | | | | |

(*) Offenses are counted using the FBI Units of Count for Crime

(**) The 'Arrests' column shows arrests made for incidents during the selected period, regardless of arrest date. Arrest counts for the same period may change over time.

Franklin SO - ME0040000 - NIBRS Agency Crime Overview - 2024

| 2024 Population Estimate | | 11,959 | | Offenses (*) | | Arrests (**) | |
|---------------------------------------|--------------|--|--|--------------------------------|-----------|--------------|----------|
| | | | | Reported | Cleared | Adult | Juvenile |
| Offense Overview | | | | Group A Offenses | | | |
| | | | | Crimes Against Persons | | | |
| Offense Total | 222 | Murder and Nonnegligent Manslaughter | | 0 | 0 | 0 | 0 |
| Number Cleared | 91 | Negligent Manslaughter | | 0 | 0 | 0 | 0 |
| Percent Cleared | 40.99% | Kidnapping/Abduction | | 0 | 0 | 0 | 0 |
| Group A Crimes per 100,000 population | 1,856.3 | All Rape | | 2 | 0 | 0 | 0 |
| | | Criminal Sexual Contact | | 2 | 1 | 1 | 0 |
| | | Incest | | 0 | 0 | 0 | 0 |
| | | Statutory Rape | | 0 | 0 | 0 | 0 |
| | | Aggravated Assault | | 5 | 2 | 2 | 0 |
| | | Simple Assault | | 55 | 27 | 19 | 2 |
| | | Intimidation | | 9 | 4 | 4 | 0 |
| | | Human Trafficking, Commercial Sex Acts | | 0 | 0 | 0 | 0 |
| | | Human Trafficking, Involuntary Servitude | | 0 | 0 | 0 | 0 |
| | | | | Crimes Against Property | | | |
| | | Arson | | 0 | 0 | 0 | 0 |
| | | Bribery | | 0 | 0 | 0 | 0 |
| | | Burglary/Breaking & Entering | | 13 | 2 | 3 | 0 |
| | | Counterfeiting/Forgery | | 6 | 3 | 3 | 0 |
| | | Destruction/Damage/Vandalism of Property | | 33 | 11 | 4 | 2 |
| | | Embezzlement | | 0 | 0 | 0 | 0 |
| | | Extortion/Blackmail | | 0 | 0 | 0 | 0 |
| | | False Pretenses/Swindle/Confidence Game | | 8 | 0 | 0 | 0 |
| | | Credit Card/Automated Teller Machine Fraud | | 2 | 1 | 1 | 0 |
| | | Impersonation | | 0 | 0 | 0 | 0 |
| | | Welfare Fraud | | 0 | 0 | 0 | 0 |
| | | Wire Fraud | | 0 | 0 | 0 | 0 |
| | | Identity Theft | | 0 | 0 | 0 | 0 |
| | | Hacking/Computer Invasion | | 0 | 0 | 0 | 0 |
| | | Robbery | | 0 | 0 | 0 | 0 |
| | | Pocket-picking | | 0 | 0 | 0 | 0 |
| | | Purse-snatching | | 0 | 0 | 0 | 0 |
| | | Shoplifting | | 0 | 0 | 0 | 0 |
| | | Theft From Building | | 0 | 0 | 0 | 0 |
| | | Theft From Coin Operated Machine or Device | | 0 | 0 | 0 | 0 |
| | | Theft From Motor Vehicle | | 0 | 0 | 0 | 0 |
| | | Theft of Motor Vehicle Parts/Accessories | | 0 | 0 | 0 | 0 |
| | | All Other Larceny | | 45 | 10 | 9 | 2 |
| | | Motor Vehicle Theft | | 6 | 1 | 0 | 0 |
| | | Stolen Property Offenses | | 0 | 0 | 0 | 0 |
| | | | | Crimes Against Society | | | |
| | | Drug/Narcotic Violations | | 31 | 27 | 20 | 0 |
| | | Drug Equipment Violations | | 0 | 0 | 0 | 0 |
| | | Betting/Wagering | | 0 | 0 | 0 | 0 |
| | | Operating/Promoting/Assisting Gambling | | 0 | 0 | 0 | 0 |
| | | Gambling Equipment Violations | | 0 | 0 | 0 | 0 |
| | | Sports Tampering | | 0 | 0 | 0 | 0 |
| | | Pornography/Obscene Material | | 1 | 0 | 0 | 0 |
| | | Prostitution | | 0 | 0 | 0 | 0 |
| | | Assisting or Promoting Prostitution | | 0 | 0 | 0 | 0 |
| | | Purchasing Prostitution | | 0 | 0 | 0 | 0 |
| | | Weapon Law Violations | | 4 | 2 | 2 | 0 |
| | | Animal Cruelty | | 0 | 0 | 0 | 0 |
| | | | | Total Group A Offenses | | | |
| | | | | 222 | 91 | 68 | 6 |
| Group B Arrests | | | | | | | |
| Offense | Adult | Juvenile | | | | | |
| Bad Checks | 1 | 0 | Credit Card/Automated Teller Machine Fraud | | | | |
| Curfew/Loitering/Vagrancy Violations | 0 | 0 | Impersonation | | | | |
| Disorderly Conduct | 0 | 0 | Welfare Fraud | | | | |
| Driving Under the Influence | 32 | 0 | Wire Fraud | | | | |
| Drunkness | 0 | 0 | Identity Theft | | | | |
| Family Offenses (Nonviolent) | 0 | 0 | Hacking/Computer Invasion | | | | |
| Liquor Law Violations | 2 | 0 | Robbery | | | | |
| Peeping Tom | 0 | 0 | Pocket-picking | | | | |
| Trespass of Real Property | 2 | 3 | Purse-snatching | | | | |
| All Other Offenses | 149 | 6 | Shoplifting | | | | |
| Total Group B | 186 | 9 | Theft From Building | | | | |
| | | | Theft From Coin Operated Machine or Device | | | | |
| | | | Theft From Motor Vehicle | | | | |
| | | | Theft of Motor Vehicle Parts/Accessories | | | | |
| | | | All Other Larceny | | | | |
| | | | Motor Vehicle Theft | | | | |
| | | | Stolen Property Offenses | | | | |

(*) Offenses are counted using the FBI Units of Count for Crime

(**) The 'Arrests' column shows arrests made for incidents during the selected period, regardless of arrest date. Arrest counts for the same period may change over time.

This report is valid as of July 25, 2025 and is subject to change

Freeport PD - ME0031100 - NIBRS Agency Crime Overview - 2024

| 2024 Population Estimate | | 8,795 | Offenses (*) | | Arrests (**) | | |
|---------------------------------------|--------------|-----------------|--|------------|--------------|-----------|-----------|
| Offense Overview | | | Reported | Cleared | Adult | Juvenile | |
| Group A Offenses | | | | | | | |
| Crimes Against Persons | | | | | | | |
| Offense Total | 201 | | Murder and Nonnegligent Manslaughter | 0 | 0 | 0 | 0 |
| Number Cleared | 108 | | Negligent Manslaughter | 0 | 0 | 0 | 0 |
| Percent Cleared | 53.73% | | Kidnapping/Abduction | 0 | 0 | 0 | 0 |
| Group A Crimes per 100,000 population | 2,285.4 | | All Rape | 4 | 1 | 0 | 0 |
| | | | Criminal Sexual Contact | 2 | 1 | 0 | 0 |
| | | | Incest | 0 | 0 | 0 | 0 |
| | | | Statutory Rape | 1 | 0 | 0 | 0 |
| | | | Aggravated Assault | 1 | 1 | 1 | 0 |
| | | | Simple Assault | 15 | 10 | 7 | 0 |
| | | | Intimidation | 11 | 8 | 1 | 1 |
| | | | Human Trafficking, Commercial Sex Acts | 0 | 0 | 0 | 0 |
| | | | Human Trafficking, Involuntary Servitude | 0 | 0 | 0 | 0 |
| | | | Crimes Against Property | | | | |
| | | | Arson | 0 | 0 | 0 | 0 |
| | | | Bribery | 0 | 0 | 0 | 0 |
| | | | Burglary/Breaking & Entering | 2 | 2 | 2 | 0 |
| | | | Counterfeiting/Forgery | 9 | 3 | 2 | 0 |
| | | | Destruction/Damage/Vandalism of Property | 21 | 6 | 1 | 0 |
| | | | Embezzlement | 0 | 0 | 0 | 0 |
| | | | Extortion/Blackmail | 1 | 1 | 1 | 0 |
| | | | False Pretenses/Swindle/Confidence Game | 20 | 8 | 5 | 2 |
| | | | Credit Card/Automated Teller Machine Fraud | 3 | 1 | 1 | 0 |
| | | | Impersonation | 3 | 1 | 0 | 0 |
| | | | Welfare Fraud | 0 | 0 | 0 | 0 |
| | | | Wire Fraud | 1 | 0 | 0 | 0 |
| | | | Identity Theft | 0 | 0 | 0 | 0 |
| | | | Hacking/Computer Invasion | 0 | 0 | 0 | 0 |
| | | | Robbery | 0 | 0 | 0 | 0 |
| | | | Pocket-picking | 0 | 0 | 0 | 0 |
| | | | Purse-snatching | 0 | 0 | 0 | 0 |
| | | | Shoplifting | 4 | 3 | 3 | 0 |
| | | | Theft From Building | 0 | 0 | 0 | 0 |
| | | | Theft From Coin Operated Machine or Device | 0 | 0 | 0 | 0 |
| | | | Theft From Motor Vehicle | 5 | 1 | 0 | 0 |
| | | | Theft of Motor Vehicle Parts/Accessories | 0 | 0 | 0 | 0 |
| | | | All Other Larceny | 83 | 51 | 48 | 11 |
| | | | Motor Vehicle Theft | 3 | 1 | 0 | 1 |
| | | | Stolen Property Offenses | 0 | 0 | 0 | 0 |
| | | | Crimes Against Society | | | | |
| | | | Drug/Narcotic Violations | 10 | 9 | 2 | 0 |
| | | | Drug Equipment Violations | 0 | 0 | 0 | 0 |
| | | | Betting/Wagering | 0 | 0 | 0 | 0 |
| | | | Operating/Promoting/Assisting Gambling | 0 | 0 | 0 | 0 |
| | | | Gambling Equipment Violations | 0 | 0 | 0 | 0 |
| | | | Sports Tampering | 0 | 0 | 0 | 0 |
| | | | Pornography/Obscene Material | 1 | 0 | 0 | 0 |
| | | | Prostitution | 0 | 0 | 0 | 0 |
| | | | Assisting or Promoting Prostitution | 0 | 0 | 0 | 0 |
| | | | Purchasing Prostitution | 0 | 0 | 0 | 0 |
| | | | Weapon Law Violations | 1 | 0 | 0 | 0 |
| | | | Animal Cruelty | 0 | 0 | 0 | 0 |
| | | | Total Group A Offenses | 201 | 108 | 74 | 15 |
| Group B Arrests | | | | | | | |
| Offense | Adult | Juvenile | | | | | |
| Bad Checks | 0 | 0 | | | | | |
| Curfew/Loitering/Vagrancy Violations | 0 | 0 | | | | | |
| Disorderly Conduct | 1 | 0 | | | | | |
| Driving Under the Influence | 18 | 0 | | | | | |
| Drunkenness | 0 | 0 | | | | | |
| Family Offenses (Nonviolent) | 0 | 0 | | | | | |
| Liquor Law Violations | 2 | 4 | | | | | |
| Peeping Tom | 0 | 0 | | | | | |
| Trespass of Real Property | 1 | 0 | | | | | |
| All Other Offenses | 34 | 3 | | | | | |
| Total Group B | 56 | 7 | | | | | |

(*) Offenses are counted using the FBI Units of Count for Crime

(**) The 'Arrests' column shows arrests made for incidents during the selected period, regardless of arrest date. Arrest counts for the same period may change over time.

Fryeburg PD - ME0090700 - NIBRS Agency Crime Overview - 2024

| 2024 Population Estimate | | 3,589 | Offenses (*) | | Arrests (**) | | |
|---------------------------------------|--------------|-----------------|--|-----------|--------------|----------|----------|
| Offense Overview | | | Reported | Cleared | Adult | Juvenile | |
| Group A Offenses | | | | | | | |
| Crimes Against Persons | | | | | | | |
| Offense Total | 87 | | Murder and Nonnegligent Manslaughter | 0 | 0 | 0 | 0 |
| Number Cleared | 12 | | Negligent Manslaughter | 0 | 0 | 0 | 0 |
| Percent Cleared | 13.79% | | Kidnapping/Abduction | 0 | 0 | 0 | 0 |
| Group A Crimes per 100,000 population | 2,424.1 | | All Rape | 1 | 0 | 0 | 0 |
| | | | Criminal Sexual Contact | 4 | 1 | 0 | 0 |
| | | | Incest | 0 | 0 | 0 | 0 |
| | | | Statutory Rape | 0 | 0 | 0 | 0 |
| Arrest Overview | | | Aggravated Assault | 1 | 0 | 1 | 0 |
| Total Arrests | 18 | | Simple Assault | 8 | 3 | 3 | 0 |
| Adult Arrests | 18 | | Intimidation | 10 | 2 | 1 | 0 |
| Juvenile Arrests | 0 | | Human Trafficking, Commercial Sex Acts | 0 | 0 | 0 | 0 |
| Unknown Age | 0 | | Human Trafficking, Involuntary Servitude | 0 | 0 | 0 | 0 |
| Arrests per 100,000 population | 501.5 | | Crimes Against Property | | | | |
| Average number offenses/incident | 1.05 | | Arson | 0 | 0 | 0 | 0 |
| | | | Bribery | 0 | 0 | 0 | 0 |
| | | | Burglary/Breaking & Entering | 3 | 0 | 0 | 0 |
| | | | Counterfeiting/Forgery | 0 | 0 | 0 | 0 |
| | | | Destruction/Damage/Vandalism of Property | 9 | 1 | 0 | 0 |
| | | | Embezzlement | 0 | 0 | 0 | 0 |
| | | | Extortion/Blackmail | 0 | 0 | 0 | 0 |
| | | | False Pretenses/Swindle/Confidence Game | 5 | 0 | 0 | 0 |
| | | | Credit Card/Automated Teller Machine Fraud | 1 | 0 | 0 | 0 |
| | | | Impersonation | 0 | 0 | 0 | 0 |
| | | | Welfare Fraud | 0 | 0 | 0 | 0 |
| | | | Wire Fraud | 0 | 0 | 0 | 0 |
| | | | Identity Theft | 0 | 0 | 0 | 0 |
| | | | Hacking/Computer Invasion | 0 | 0 | 0 | 0 |
| | | | Robbery | 0 | 0 | 0 | 0 |
| | | | Pocket-picking | 0 | 0 | 0 | 0 |
| | | | Purse-snatching | 0 | 0 | 0 | 0 |
| | | | Shoplifting | 2 | 0 | 0 | 0 |
| | | | Theft From Building | 0 | 0 | 0 | 0 |
| | | | Theft From Coin Operated Machine or Device | 1 | 0 | 0 | 0 |
| | | | Theft From Motor Vehicle | 2 | 0 | 0 | 0 |
| | | | Theft of Motor Vehicle Parts/Accessories | 0 | 0 | 0 | 0 |
| | | | All Other Larceny | 30 | 0 | 0 | 0 |
| | | | Motor Vehicle Theft | 3 | 0 | 0 | 0 |
| | | | Stolen Property Offenses | 0 | 0 | 0 | 0 |
| | | | Crimes Against Society | | | | |
| | | | Drug/Narcotic Violations | 5 | 3 | 3 | 0 |
| | | | Drug Equipment Violations | 0 | 0 | 0 | 0 |
| | | | Betting/Wagering | 0 | 0 | 0 | 0 |
| | | | Operating/Promoting/Assisting Gambling | 0 | 0 | 0 | 0 |
| | | | Gambling Equipment Violations | 0 | 0 | 0 | 0 |
| | | | Sports Tampering | 0 | 0 | 0 | 0 |
| | | | Pornography/Obscene Material | 0 | 0 | 0 | 0 |
| | | | Prostitution | 0 | 0 | 0 | 0 |
| | | | Assisting or Promoting Prostitution | 0 | 0 | 0 | 0 |
| | | | Purchasing Prostitution | 0 | 0 | 0 | 0 |
| | | | Weapon Law Violations | 2 | 2 | 0 | 0 |
| | | | Animal Cruelty | 0 | 0 | 0 | 0 |
| | | | Total Group A Offenses | 87 | 12 | 8 | 0 |
| Group B Arrests | | | | | | | |
| Offense | Adult | Juvenile | | | | | |
| Bad Checks | 0 | 0 | Credit Card/Automated Teller Machine Fraud | 1 | 0 | 0 | |
| Curfew/Loitering/Vagrancy Violations | 0 | 0 | Impersonation | 0 | 0 | 0 | |
| Disorderly Conduct | 0 | 0 | Welfare Fraud | 0 | 0 | 0 | |
| Driving Under the Influence | 2 | 0 | Wire Fraud | 0 | 0 | 0 | |
| Drunkenness | 0 | 0 | Identity Theft | 0 | 0 | 0 | |
| Family Offenses (Nonviolent) | 0 | 0 | Hacking/Computer Invasion | 0 | 0 | 0 | |
| Liquor Law Violations | 0 | 0 | Robbery | 0 | 0 | 0 | |
| Peeping Tom | 0 | 0 | Pocket-picking | 0 | 0 | 0 | |
| Trespass of Real Property | 1 | 0 | Purse-snatching | 0 | 0 | 0 | |
| All Other Offenses | 7 | 0 | Shoplifting | 2 | 0 | 0 | |
| Total Group B | 10 | 0 | Theft From Building | 0 | 0 | 0 | |
| | | | Theft From Coin Operated Machine or Device | 1 | 0 | 0 | |
| | | | Theft From Motor Vehicle | 2 | 0 | 0 | |
| | | | Theft of Motor Vehicle Parts/Accessories | 0 | 0 | 0 | |
| | | | All Other Larceny | 30 | 0 | 0 | |
| | | | Motor Vehicle Theft | 3 | 0 | 0 | |
| | | | Stolen Property Offenses | 0 | 0 | 0 | |
| | | | Crimes Against Society | | | | |
| | | | Drug/Narcotic Violations | 5 | 3 | 3 | |
| | | | Drug Equipment Violations | 0 | 0 | 0 | |
| | | | Betting/Wagering | 0 | 0 | 0 | |
| | | | Operating/Promoting/Assisting Gambling | 0 | 0 | 0 | |
| | | | Gambling Equipment Violations | 0 | 0 | 0 | |
| | | | Sports Tampering | 0 | 0 | 0 | |
| | | | Pornography/Obscene Material | 0 | 0 | 0 | |
| | | | Prostitution | 0 | 0 | 0 | |
| | | | Assisting or Promoting Prostitution | 0 | 0 | 0 | |
| | | | Purchasing Prostitution | 0 | 0 | 0 | |
| | | | Weapon Law Violations | 2 | 2 | 0 | |
| | | | Animal Cruelty | 0 | 0 | 0 | |
| | | | Total Group A Offenses | 87 | 12 | 8 | |

(*) Offenses are counted using the FBI Units of Count for Crime

(**) The 'Arrests' column shows arrests made for incidents during the selected period, regardless of arrest date. Arrest counts for the same period may change over time.

Gardiner PD - ME0060200 - NIBRS Agency Crime Overview - 2024

| 2024 Population Estimate | | 6,222 | | Offenses (*) | | Arrests (**) | |
|---------------------------------------|--------------|--|---|--------------------------------|-----------|--------------|----------|
| | | | | Reported | Cleared | Adult | Juvenile |
| Offense Overview | | | | Group A Offenses | | | |
| | | | | Crimes Against Persons | | | |
| Offense Total | 119 | Murder and Nonnegligent Manslaughter | | 1 | 1 | 1 | 0 |
| Number Cleared | 62 | Negligent Manslaughter | | 0 | 0 | 0 | 0 |
| Percent Cleared | 52.10% | Kidnapping/Abduction | | 0 | 0 | 0 | 0 |
| Group A Crimes per 100,000 population | 1,912.6 | All Rape | | 4 | 0 | 0 | 0 |
| | | Criminal Sexual Contact | | 0 | 0 | 0 | 0 |
| | | Incest | | 2 | 2 | 2 | 0 |
| | | Statutory Rape | | 0 | 0 | 0 | 0 |
| | | Aggravated Assault | | 2 | 1 | 1 | 0 |
| | | Simple Assault | | 15 | 11 | 10 | 1 |
| | | Intimidation | | 4 | 3 | 0 | 0 |
| | | Human Trafficking, Commercial Sex Acts | | 0 | 0 | 0 | 0 |
| | | Human Trafficking, Involuntary Servitude | | 0 | 0 | 0 | 0 |
| | | | | Crimes Against Property | | | |
| | | Arson | | 0 | 0 | 0 | 0 |
| | | Bribery | | 0 | 0 | 0 | 0 |
| | | Burglary/Breaking & Entering | | 3 | 0 | 0 | 0 |
| | | Counterfeiting/Forgery | | 1 | 1 | 0 | 0 |
| | | Destruction/Damage/Vandalism of Property | | 9 | 4 | 1 | 0 |
| | | Embezzlement | | 0 | 0 | 0 | 0 |
| | | Extortion/Blackmail | | 0 | 0 | 0 | 0 |
| | | False Pretenses/Swindle/Confidence Game | | 2 | 1 | 1 | 0 |
| | | Credit Card/Automated Teller Machine Fraud | | 0 | 0 | 0 | 0 |
| | | Impersonation | | 0 | 0 | 0 | 0 |
| | | Welfare Fraud | | 0 | 0 | 0 | 0 |
| | | Wire Fraud | | 0 | 0 | 0 | 0 |
| | | Identity Theft | | 0 | 0 | 0 | 0 |
| | | Hacking/Computer Invasion | | 0 | 0 | 0 | 0 |
| | | Robbery | | 0 | 0 | 0 | 0 |
| | | Pocket-picking | | 0 | 0 | 0 | 0 |
| | | Purse-snatching | | 0 | 0 | 0 | 0 |
| | | Shoplifting | | 1 | 1 | 2 | 0 |
| | | Theft From Building | | 2 | 0 | 0 | 0 |
| | | Theft From Coin Operated Machine or Device | | 0 | 0 | 0 | 0 |
| | | Theft From Motor Vehicle | | 1 | 1 | 0 | 1 |
| | | Theft of Motor Vehicle Parts/Accessories | | 0 | 0 | 0 | 0 |
| | | All Other Larceny | | 49 | 23 | 21 | 2 |
| | | Motor Vehicle Theft | | 8 | 0 | 0 | 0 |
| | | Stolen Property Offenses | | 1 | 0 | 0 | 0 |
| | | | | Crimes Against Society | | | |
| | | Drug/Narcotic Violations | | 11 | 11 | 11 | 0 |
| | | Drug Equipment Violations | | 0 | 0 | 0 | 0 |
| | | Betting/Wagering | | 0 | 0 | 0 | 0 |
| | | Operating/Promoting/Assisting Gambling | | 0 | 0 | 0 | 0 |
| | | Gambling Equipment Violations | | 0 | 0 | 0 | 0 |
| | | Sports Tampering | | 0 | 0 | 0 | 0 |
| | | Pornography/Obscene Material | | 0 | 0 | 0 | 0 |
| | | Prostitution | | 1 | 0 | 0 | 0 |
| | | Assisting or Promoting Prostitution | | 0 | 0 | 0 | 0 |
| | | Purchasing Prostitution | | 0 | 0 | 0 | 0 |
| | | Weapon Law Violations | | 2 | 2 | 1 | 0 |
| | | Animal Cruelty | | 0 | 0 | 0 | 0 |
| | | | | Total Group A Offenses | | | |
| | | | | 119 | 62 | 51 | 4 |
| Group B Arrests | | | | | | | |
| Offense | Adult | Juvenile | | | | | |
| Bad Checks | 0 | 0 | Credit Card/Automated Teller Machine Fraud | | | | |
| Curfew/Loitering/Vagrancy Violations | 0 | 0 | Impersonation | | | | |
| Disorderly Conduct | 2 | 0 | Welfare Fraud | | | | |
| Driving Under the Influence | 19 | 0 | Wire Fraud | | | | |
| Drunkenness | 0 | 0 | Identity Theft | | | | |
| Family Offenses (Nonviolent) | 0 | 0 | Hacking/Computer Invasion | | | | |
| Liquor Law Violations | 0 | 0 | Robbery | | | | |
| Peeping Tom | 0 | 0 | Pocket-picking | | | | |
| Trespass of Real Property | 2 | 0 | Purse-snatching | | | | |
| All Other Offenses | 76 | 0 | Shoplifting | | | | |
| Total Group B | 99 | 0 | Theft From Building | | | | |
| | | | 2 | | | | |
| | | | Theft From Coin Operated Machine or Device | | | | |
| | | | 0 | | | | |
| | | | Theft From Motor Vehicle | | | | |
| | | | 1 | | | | |
| | | | Theft of Motor Vehicle Parts/Accessories | | | | |
| | | | 0 | | | | |
| | | | All Other Larceny | | | | |
| | | | 49 | | | | |
| | | | Motor Vehicle Theft | | | | |
| | | | 8 | | | | |
| | | | Stolen Property Offenses | | | | |
| | | | 1 | | | | |

(*) Offenses are counted using the FBI Units of Count for Crime

(**) The 'Arrests' column shows arrests made for incidents during the selected period, regardless of arrest date. Arrest counts for the same period may change over time.

Gorham PD - ME0030400 - NIBRS Agency Crime Overview - 2024

| 2024 Population Estimate | | 18,344 | | Offenses (*) | | Arrests (**) | | |
|---------------------------------------|--|--------------|-----------------|--|------------|--------------|-----------|-----------|
| | | | | Reported | Cleared | Adult | Juvenile | |
| Offense Overview | | | | Group A Offenses | | | | |
| Offense Total | | | | Crimes Against Persons | | | | |
| Offense Total | | 215 | | Murder and Nonnegligent Manslaughter | 0 | 0 | 0 | 0 |
| Number Cleared | | 109 | | Negligent Manslaughter | 0 | 0 | 0 | 0 |
| Percent Cleared | | 50.70% | | Kidnapping/Abduction | 1 | 1 | 1 | 0 |
| Group A Crimes per 100,000 population | | 1,172.0 | | All Rape | 1 | 0 | 1 | 0 |
| | | | | Criminal Sexual Contact | 0 | 0 | 0 | 0 |
| | | | | Incest | 0 | 0 | 0 | 0 |
| | | | | Statutory Rape | 2 | 1 | 0 | 0 |
| Arrest Overview | | | | | | | | |
| | | | | Aggravated Assault | 2 | 2 | 3 | 1 |
| Total Arrests | | 276 | | Simple Assault | 38 | 37 | 30 | 2 |
| Adult Arrests | | 253 | | Intimidation | 3 | 2 | 3 | 0 |
| Juvenile Arrests | | 23 | | Human Trafficking, Commercial Sex Acts | 0 | 0 | 0 | 0 |
| Unknown Age | | 0 | | Human Trafficking, Involuntary Servitude | 0 | 0 | 0 | 0 |
| Arrests per 100,000 population | | 1,504.6 | | Crimes Against Property | | | | |
| | | | | Arson | 1 | 1 | 1 | 3 |
| | | | | Bribery | 0 | 0 | 0 | 0 |
| | | | | Burglary/Breaking & Entering | 14 | 1 | 0 | 0 |
| | | | | Counterfeiting/Forgery | 2 | 0 | 0 | 0 |
| | | | | Destruction/Damage/Vandalism of Property | 26 | 9 | 3 | 3 |
| | | | | Embezzlement | 0 | 0 | 0 | 0 |
| | | | | Extortion/Blackmail | 0 | 0 | 0 | 0 |
| | | | | False Pretenses/Swindle/Confidence Game | 17 | 0 | 0 | 0 |
| | | | | Credit Card/Automated Teller Machine Fraud | 3 | 1 | 0 | 0 |
| | | | | Impersonation | 9 | 1 | 0 | 0 |
| | | | | Welfare Fraud | 0 | 0 | 0 | 0 |
| | | | | Wire Fraud | 3 | 0 | 0 | 0 |
| | | | | Identity Theft | 0 | 0 | 0 | 0 |
| | | | | Hacking/Computer Invasion | 0 | 0 | 0 | 0 |
| | | | | Robbery | 1 | 1 | 0 | 1 |
| | | | | Pocket-picking | 0 | 0 | 0 | 0 |
| | | | | Purse-snatching | 0 | 0 | 0 | 0 |
| | | | | Shoplifting | 9 | 6 | 3 | 0 |
| | | | | Theft From Building | 2 | 0 | 0 | 0 |
| | | | | Theft From Coin Operated Machine or Device | 0 | 0 | 0 | 0 |
| | | | | Theft From Motor Vehicle | 12 | 1 | 2 | 0 |
| | | | | Theft of Motor Vehicle Parts/Accessories | 1 | 0 | 0 | 0 |
| | | | | All Other Larceny | 25 | 12 | 15 | 1 |
| | | | | Motor Vehicle Theft | 15 | 8 | 1 | 3 |
| | | | | Stolen Property Offenses | 0 | 0 | 0 | 0 |
| | | | | Crimes Against Society | | | | |
| | | | | Drug/Narcotic Violations | 24 | 22 | 15 | 3 |
| | | | | Drug Equipment Violations | 0 | 0 | 0 | 0 |
| | | | | Betting/Wagering | 0 | 0 | 0 | 0 |
| | | | | Operating/Promoting/Assisting Gambling | 0 | 0 | 0 | 0 |
| | | | | Gambling Equipment Violations | 0 | 0 | 0 | 0 |
| | | | | Sports Tampering | 0 | 0 | 0 | 0 |
| | | | | Pornography/Obscene Material | 0 | 0 | 0 | 0 |
| | | | | Prostitution | 1 | 0 | 0 | 0 |
| | | | | Assisting or Promoting Prostitution | 0 | 0 | 0 | 0 |
| | | | | Purchasing Prostitution | 0 | 0 | 0 | 0 |
| | | | | Weapon Law Violations | 3 | 3 | 1 | 1 |
| | | | | Animal Cruelty | 0 | 0 | 0 | 0 |
| | | | | Total Group A Offenses | 215 | 109 | 79 | 18 |
| Group B Arrests | | | | | | | | |
| Offense | | Adult | Juvenile | | | | | |
| Bad Checks | | 0 | 0 | | | | | |
| Curfew/Loitering/Vagrancy Violations | | 0 | 0 | | | | | |
| Disorderly Conduct | | 15 | 0 | | | | | |
| Driving Under the Influence | | 76 | 0 | | | | | |
| Drunkness | | 0 | 0 | | | | | |
| Family Offenses (Nonviolent) | | 2 | 0 | | | | | |
| Liquor Law Violations | | 8 | 4 | | | | | |
| Peeping Tom | | 0 | 0 | | | | | |
| Trespass of Real Property | | 7 | 0 | | | | | |
| All Other Offenses | | 66 | 1 | | | | | |
| Total Group B | | 174 | 5 | | | | | |

(*) Offenses are counted using the FBI Units of Count for Crime

(**) The 'Arrests' column shows arrests made for incidents during the selected period, regardless of arrest date. Arrest counts for the same period may change over time.

This report is valid as of July 25, 2025 and is subject to change

Gouldsboro PD - ME0051300 - NIBRS Agency Crime Overview - 2024

| 2024 Population Estimate | | 1,746 | Offenses (*) | | Arrests (**) | |
|---------------------------------------|--------------|--|--------------|----------|--------------|----------|
| Offense Overview | | | Reported | Cleared | Adult | Juvenile |
| Group A Offenses | | | | | | |
| Crimes Against Persons | | | | | | |
| Offense Total | 3 | Murder and Nonnegligent Manslaughter | 0 | 0 | 0 | 0 |
| Number Cleared | 1 | Negligent Manslaughter | 0 | 0 | 0 | 0 |
| Percent Cleared | 33.33% | Kidnapping/Abduction | 0 | 0 | 0 | 0 |
| Group A Crimes per 100,000 population | 171.8 | All Rape | 1 | 0 | 0 | 0 |
| | | Criminal Sexual Contact | 0 | 0 | 0 | 0 |
| | | Incest | 0 | 0 | 0 | 0 |
| | | Statutory Rape | 0 | 0 | 0 | 0 |
| Arrest Overview | | Aggravated Assault | 1 | 1 | 1 | 0 |
| Total Arrests | 6 | Simple Assault | 0 | 0 | 0 | 0 |
| Adult Arrests | 6 | Intimidation | 0 | 0 | 0 | 0 |
| Juvenile Arrests | 0 | Human Trafficking, Commercial Sex Acts | 0 | 0 | 0 | 0 |
| Unknown Age | 0 | Human Trafficking, Involuntary Servitude | 0 | 0 | 0 | 0 |
| Arrests per 100,000 population | 343.6 | Crimes Against Property | | | | |
| Average number offenses/incident | 1.00 | Arson | 0 | 0 | 0 | 0 |
| | | Bribery | 0 | 0 | 0 | 0 |
| | | Burglary/Breaking & Entering | 0 | 0 | 0 | 0 |
| | | Counterfeiting/Forgery | 0 | 0 | 0 | 0 |
| | | Destruction/Damage/Vandalism of Property | 0 | 0 | 0 | 0 |
| | | Embezzlement | 0 | 0 | 0 | 0 |
| | | Extortion/Blackmail | 0 | 0 | 0 | 0 |
| | | False Pretenses/Swindle/Confidence Game | 1 | 0 | 0 | 0 |
| | | Credit Card/Automated Teller Machine Fraud | 0 | 0 | 0 | 0 |
| | | Impersonation | 0 | 0 | 0 | 0 |
| | | Welfare Fraud | 0 | 0 | 0 | 0 |
| | | Wire Fraud | 0 | 0 | 0 | 0 |
| | | Identity Theft | 0 | 0 | 0 | 0 |
| | | Hacking/Computer Invasion | 0 | 0 | 0 | 0 |
| | | Robbery | 0 | 0 | 0 | 0 |
| | | Pocket-picking | 0 | 0 | 0 | 0 |
| | | Purse-snatching | 0 | 0 | 0 | 0 |
| | | Shoplifting | 0 | 0 | 0 | 0 |
| | | Theft From Building | 0 | 0 | 0 | 0 |
| | | Theft From Coin Operated Machine or Device | 0 | 0 | 0 | 0 |
| | | Theft From Motor Vehicle | 0 | 0 | 0 | 0 |
| | | Theft of Motor Vehicle Parts/Accessories | 0 | 0 | 0 | 0 |
| | | All Other Larceny | 0 | 0 | 0 | 0 |
| | | Motor Vehicle Theft | 0 | 0 | 0 | 0 |
| | | Stolen Property Offenses | 0 | 0 | 0 | 0 |
| | | Crimes Against Society | | | | |
| | | Drug/Narcotic Violations | 0 | 0 | 0 | 0 |
| | | Drug Equipment Violations | 0 | 0 | 0 | 0 |
| | | Betting/Wagering | 0 | 0 | 0 | 0 |
| | | Operating/Promoting/Assisting Gambling | 0 | 0 | 0 | 0 |
| | | Gambling Equipment Violations | 0 | 0 | 0 | 0 |
| | | Sports Tampering | 0 | 0 | 0 | 0 |
| | | Pornography/Obscene Material | 0 | 0 | 0 | 0 |
| | | Prostitution | 0 | 0 | 0 | 0 |
| | | Assisting or Promoting Prostitution | 0 | 0 | 0 | 0 |
| | | Purchasing Prostitution | 0 | 0 | 0 | 0 |
| | | Weapon Law Violations | 0 | 0 | 0 | 0 |
| | | Animal Cruelty | 0 | 0 | 0 | 0 |
| | | Total Group A Offenses | 3 | 1 | 1 | 0 |
| Group B Arrests | | | | | | |
| Offense | Adult | Juvenile | | | | |
| Bad Checks | 0 | 0 | | | | |
| Curfew/Loitering/Vagrancy Violations | 0 | 0 | | | | |
| Disorderly Conduct | 0 | 0 | | | | |
| Driving Under the Influence | 4 | 0 | | | | |
| Drunkenness | 0 | 0 | | | | |
| Family Offenses (Nonviolent) | 0 | 0 | | | | |
| Liquor Law Violations | 0 | 0 | | | | |
| Peeping Tom | 0 | 0 | | | | |
| Trespass of Real Property | 0 | 0 | | | | |
| All Other Offenses | 1 | 0 | | | | |
| Total Group B | 5 | 0 | | | | |

(*) Offenses are counted using the FBI Units of Count for Crime

(**) The 'Arrests' column shows arrests made for incidents during the selected period, regardless of arrest date. Arrest counts for the same period may change over time.

Greenville PD - ME0110500 - NIBRS Agency Crime Overview - 2024

| 2024 Population Estimate | | 1,677 | Offenses (*) | | Arrests (**) | |
|--|--------------|-----------------|--------------|----------|--------------|----------|
| Offense Overview | | | Reported | Cleared | Adult | Juvenile |
| Group A Offenses | | | | | | |
| Crimes Against Persons | | | | | | |
| Offense Total | 25 | | 0 | 0 | 0 | 0 |
| Number Cleared | 1 | | 0 | 0 | 0 | 0 |
| Percent Cleared | 4.00% | | 0 | 0 | 0 | 0 |
| Group A Crimes per 100,000 population | 1,490.8 | | 0 | 0 | 0 | 0 |
| Crimes Against Property | | | | | | |
| Arrest Overview | | | | | | |
| Total Arrests | 1 | | 1 | 1 | 1 | 0 |
| Adult Arrests | 1 | | 0 | 0 | 0 | 0 |
| Juvenile Arrests | 0 | | 0 | 0 | 0 | 0 |
| Unknown Age | 0 | | | | | |
| Arrests per 100,000 population | 59.6 | | | | | |
| Average number offenses/incident | 1.00 | | | | | |
| Group B Arrests | | | | | | |
| Offense | Adult | Juvenile | | | | |
| Bad Checks | 0 | 0 | 0 | 0 | 0 | 0 |
| Curfew/Loitering/Vagrancy Violations | 0 | 0 | 0 | 0 | 0 | 0 |
| Disorderly Conduct | 0 | 0 | 0 | 0 | 0 | 0 |
| Driving Under the Influence | 0 | 0 | 0 | 0 | 0 | 0 |
| Drunkenness | 0 | 0 | 0 | 0 | 0 | 0 |
| Family Offenses (Nonviolent) | 0 | 0 | 0 | 0 | 0 | 0 |
| Liquor Law Violations | 0 | 0 | 0 | 0 | 0 | 0 |
| Peeping Tom | 0 | 0 | 0 | 0 | 0 | 0 |
| Trespass of Real Property | 0 | 0 | 0 | 0 | 0 | 0 |
| All Other Offenses | 0 | 0 | 0 | 0 | 0 | 0 |
| Total Group B | 0 | 0 | | | | |
| Crimes Against Society | | | | | | |
| Crimes Against Society | | | | | | |
| Drug/Narcotic Violations | | | 0 | 0 | 0 | 0 |
| Drug Equipment Violations | | | 0 | 0 | 0 | 0 |
| Betting/Wagering | | | 0 | 0 | 0 | 0 |
| Operating/Promoting/Assisting Gambling | | | 0 | 0 | 0 | 0 |
| Gambling Equipment Violations | | | 0 | 0 | 0 | 0 |
| Sports Tampering | | | 0 | 0 | 0 | 0 |
| Pornography/Obscene Material | | | 0 | 0 | 0 | 0 |
| Prostitution | | | 0 | 0 | 0 | 0 |
| Assisting or Promoting Prostitution | | | 0 | 0 | 0 | 0 |
| Purchasing Prostitution | | | 0 | 0 | 0 | 0 |
| Weapon Law Violations | | | 0 | 0 | 0 | 0 |
| Animal Cruelty | | | 0 | 0 | 0 | 0 |
| Total Group A Offenses | | | 25 | 1 | 1 | 0 |

(*) Offenses are counted using the FBI Units of Count for Crime

(**) The 'Arrests' column shows arrests made for incidents during the selected period, regardless of arrest date. Arrest counts for the same period may change over time.

This report is valid as of July 25, 2025 and is subject to change

Hallowell PD - ME0060300 - NIBRS Agency Crime Overview - 2024

| 2024 Population Estimate | | 2,629 | | Offenses (*) | | Arrests (**) | |
|---------------------------------------|--------------|--|--|--|-----------|--------------|-----------|
| | | | | Reported | Cleared | Adult | Juvenile |
| Offense Overview | | | | Group A Offenses | | | |
| Crimes Against Persons | | | | | | | |
| Offense Total | 42 | Murder and Nonnegligent Manslaughter | | 0 | 0 | 0 | 0 |
| Number Cleared | 14 | Negligent Manslaughter | | 0 | 0 | 0 | 0 |
| Percent Cleared | 33.33% | Kidnapping/Abduction | | 0 | 0 | 0 | 0 |
| Group A Crimes per 100,000 population | 1,597.6 | All Rape | | 0 | 0 | 0 | 0 |
| | | Criminal Sexual Contact | | 0 | 0 | 0 | 0 |
| | | Incest | | 0 | 0 | 0 | 0 |
| | | Statutory Rape | | 0 | 0 | 0 | 0 |
| | | Aggravated Assault | | 0 | 0 | 0 | 0 |
| | | Simple Assault | | 4 | 3 | 3 | 0 |
| | | Intimidation | | 2 | 0 | 0 | 0 |
| | | Human Trafficking, Commercial Sex Acts | | 0 | 0 | 0 | 0 |
| | | Human Trafficking, Involuntary Servitude | | 0 | 0 | 0 | 0 |
| Arrest Overview | | | | Crimes Against Property | | | |
| Total Arrests | 61 | Arson | | 0 | 0 | 0 | 0 |
| Adult Arrests | 61 | Bribery | | 0 | 0 | 0 | 0 |
| Juvenile Arrests | 0 | Burglary/Breaking & Entering | | 2 | 0 | 0 | 0 |
| Unknown Age | 0 | Counterfeiting/Forgery | | 0 | 0 | 0 | 0 |
| Arrests per 100,000 population | 2,320.3 | Destruction/Damage/Vandalism of Property | | 8 | 1 | 0 | 0 |
| Average number offenses/incident | 1.17 | Embezzlement | | 0 | 0 | 0 | 0 |
| | | Extortion/Blackmail | | 0 | 0 | 0 | 0 |
| | | False Pretenses/Swindle/Confidence Game | | 1 | 0 | 0 | 0 |
| | | Credit Card/Automated Teller Machine Fraud | | 0 | 0 | 0 | 0 |
| | | Impersonation | | 1 | 1 | 1 | 0 |
| | | Welfare Fraud | | 0 | 0 | 0 | 0 |
| | | Wire Fraud | | 0 | 0 | 0 | 0 |
| | | Identity Theft | | 0 | 0 | 0 | 0 |
| | | Hacking/Computer Invasion | | 0 | 0 | 0 | 0 |
| | | Robbery | | 0 | 0 | 0 | 0 |
| | | Pocket-picking | | 0 | 0 | 0 | 0 |
| | | Purse-snatching | | 0 | 0 | 0 | 0 |
| | | Shoplifting | | 0 | 0 | 0 | 0 |
| | | Theft From Building | | 3 | 0 | 0 | 0 |
| | | Theft From Coin Operated Machine or Device | | 0 | 0 | 0 | 0 |
| | | Theft From Motor Vehicle | | 6 | 0 | 0 | 0 |
| | | Theft of Motor Vehicle Parts/Accessories | | 1 | 0 | 0 | 0 |
| | | All Other Larceny | | 2 | 0 | 0 | 0 |
| | | Motor Vehicle Theft | | 3 | 2 | 2 | 0 |
| | | Stolen Property Offenses | | 0 | 0 | 0 | 0 |
| Group B Arrests | | | | Crimes Against Society | | | |
| Offense | Adult | Juvenile | | | | | |
| Bad Checks | 0 | 0 | | Drug/Narcotic Violations | 8 | 7 | 6 |
| Curfew/Loitering/Vagrancy Violations | 0 | 0 | | Drug Equipment Violations | 0 | 0 | 0 |
| Disorderly Conduct | 4 | 0 | | Betting/Wagering | 0 | 0 | 0 |
| Driving Under the Influence | 21 | 0 | | Operating/Promoting/Assisting Gambling | 0 | 0 | 0 |
| Drunkenness | 0 | 0 | | Gambling Equipment Violations | 0 | 0 | 0 |
| Family Offenses (Nonviolent) | 0 | 0 | | Sports Tampering | 0 | 0 | 0 |
| Liquor Law Violations | 0 | 0 | | Pornography/Obscene Material | 0 | 0 | 0 |
| Peeping Tom | 0 | 0 | | Prostitution | 0 | 0 | 0 |
| Trespass of Real Property | 1 | 0 | | Assisting or Promoting Prostitution | 0 | 0 | 0 |
| All Other Offenses | 23 | 0 | | Purchasing Prostitution | 0 | 0 | 0 |
| Total Group B | 49 | 0 | | Weapon Law Violations | 1 | 0 | 0 |
| | | | | Animal Cruelty | 0 | 0 | 0 |
| | | | | Total Group A Offenses | 42 | 14 | 12 |

(*) Offenses are counted using the FBI Units of Count for Crime

(**) The 'Arrests' column shows arrests made for incidents during the selected period, regardless of arrest date. Arrest counts for the same period may change over time.

Hampden PD - ME0100700 - NIBRS Agency Crime Overview - 2024

| 2024 Population Estimate | | 8,057 | Offenses (*) | | Arrests (**) | | |
|---------------------------------------|--------------|-----------------|--|-----------|--------------|-----------|----------|
| | | | Reported | Cleared | Adult | Juvenile | |
| Offense Overview | | | Group A Offenses | | | | |
| | | | Crimes Against Persons | | | | |
| Offense Total | 83 | | Murder and Nonnegligent Manslaughter | 0 | 0 | 0 | 0 |
| Number Cleared | 36 | | Negligent Manslaughter | 0 | 0 | 0 | 0 |
| Percent Cleared | 43.37% | | Kidnapping/Abduction | 0 | 0 | 0 | 0 |
| Group A Crimes per 100,000 population | 1,030.2 | | All Rape | 0 | 0 | 0 | 0 |
| | | | Criminal Sexual Contact | 5 | 3 | 0 | 0 |
| | | | Incest | 0 | 0 | 0 | 0 |
| | | | Statutory Rape | 0 | 0 | 0 | 0 |
| Arrest Overview | | | Aggravated Assault | 1 | 1 | 1 | 0 |
| Total Arrests | 40 | | Simple Assault | 12 | 9 | 7 | 1 |
| Adult Arrests | 37 | | Intimidation | 5 | 0 | 0 | 0 |
| Juvenile Arrests | 3 | | Human Trafficking, Commercial Sex Acts | 0 | 0 | 0 | 0 |
| Unknown Age | 0 | | Human Trafficking, Involuntary Servitude | 0 | 0 | 0 | 0 |
| Arrests per 100,000 population | 496.5 | | Crimes Against Property | | | | |
| Average number offenses/incident | 1.02 | | Arson | 0 | 0 | 0 | 0 |
| | | | Bribery | 0 | 0 | 0 | 0 |
| | | | Burglary/Breaking & Entering | 8 | 2 | 2 | 0 |
| | | | Counterfeiting/Forgery | 0 | 0 | 0 | 0 |
| | | | Destruction/Damage/Vandalism of Property | 10 | 0 | 0 | 0 |
| | | | Embezzlement | 0 | 0 | 0 | 0 |
| | | | Extortion/Blackmail | 0 | 0 | 0 | 0 |
| | | | False Pretenses/Swindle/Confidence Game | 4 | 0 | 0 | 0 |
| | | | Credit Card/Automated Teller Machine Fraud | 0 | 0 | 0 | 0 |
| | | | Impersonation | 0 | 0 | 0 | 0 |
| | | | Welfare Fraud | 0 | 0 | 0 | 0 |
| | | | Wire Fraud | 0 | 0 | 0 | 0 |
| | | | Identity Theft | 0 | 0 | 0 | 0 |
| | | | Hacking/Computer Invasion | 0 | 0 | 0 | 0 |
| | | | Robbery | 0 | 0 | 0 | 0 |
| | | | Pocket-picking | 0 | 0 | 0 | 0 |
| | | | Purse-snatching | 0 | 0 | 0 | 0 |
| | | | Shoplifting | 10 | 8 | 0 | 0 |
| | | | Theft From Building | 1 | 0 | 0 | 0 |
| | | | Theft From Coin Operated Machine or Device | 0 | 0 | 0 | 0 |
| | | | Theft From Motor Vehicle | 5 | 0 | 0 | 0 |
| | | | Theft of Motor Vehicle Parts/Accessories | 0 | 0 | 0 | 0 |
| | | | All Other Larceny | 12 | 4 | 9 | 1 |
| | | | Motor Vehicle Theft | 2 | 2 | 1 | 0 |
| | | | Stolen Property Offenses | 0 | 0 | 0 | 0 |
| | | | Crimes Against Society | | | | |
| | | | Drug/Narcotic Violations | 7 | 6 | 5 | 1 |
| | | | Drug Equipment Violations | 0 | 0 | 0 | 0 |
| | | | Betting/Wagering | 0 | 0 | 0 | 0 |
| | | | Operating/Promoting/Assisting Gambling | 0 | 0 | 0 | 0 |
| | | | Gambling Equipment Violations | 0 | 0 | 0 | 0 |
| | | | Sports Tampering | 0 | 0 | 0 | 0 |
| | | | Pornography/Obscene Material | 0 | 0 | 0 | 0 |
| | | | Prostitution | 0 | 0 | 0 | 0 |
| | | | Assisting or Promoting Prostitution | 0 | 0 | 0 | 0 |
| | | | Purchasing Prostitution | 0 | 0 | 0 | 0 |
| | | | Weapon Law Violations | 1 | 1 | 0 | 0 |
| | | | Animal Cruelty | 0 | 0 | 0 | 0 |
| | | | Total Group A Offenses | 83 | 36 | 25 | 3 |
| Group B Arrests | | | | | | | |
| Offense | Adult | Juvenile | | | | | |
| Bad Checks | 0 | 0 | | | | | |
| Curfew/Loitering/Vagrancy Violations | 0 | 0 | | | | | |
| Disorderly Conduct | 0 | 0 | | | | | |
| Driving Under the Influence | 7 | 0 | | | | | |
| Drunkenness | 0 | 0 | | | | | |
| Family Offenses (Nonviolent) | 0 | 0 | | | | | |
| Liquor Law Violations | 0 | 0 | | | | | |
| Peeping Tom | 0 | 0 | | | | | |
| Trespass of Real Property | 0 | 0 | | | | | |
| All Other Offenses | 5 | 0 | | | | | |
| Total Group B | 12 | 0 | | | | | |

(*) Offenses are counted using the FBI Units of Count for Crime

(**) The 'Arrests' column shows arrests made for incidents during the selected period, regardless of arrest date. Arrest counts for the same period may change over time.

Hancock SO - ME0050000 - NIBRS Agency Crime Overview - 2024

| 2024 Population Estimate | | 31,356 | | Offenses (*) | | Arrests (**) | |
|---------------------------------------|--------------|--|--|-------------------------------|------------|--------------|----------|
| Offense Overview | | | | Reported | Cleared | Adult | Juvenile |
| Group A Offenses | | | | Crimes Against Persons | | | |
| Offense Total | 267 | Murder and Nonnegligent Manslaughter | | 0 | 0 | 0 | 0 |
| Number Cleared | 110 | Negligent Manslaughter | | 0 | 0 | 0 | 0 |
| Percent Cleared | 41.20% | Kidnapping/Abduction | | 0 | 0 | 0 | 0 |
| Group A Crimes per 100,000 population | 851.5 | All Rape | | 0 | 0 | 0 | 0 |
| | | Criminal Sexual Contact | | 1 | 0 | 0 | 0 |
| | | Incest | | 0 | 0 | 0 | 0 |
| | | Statutory Rape | | 0 | 0 | 0 | 0 |
| Arrest Overview | | Aggravated Assault | | 11 | 9 | 9 | 0 |
| Total Arrests | 205 | Simple Assault | | 41 | 25 | 23 | 1 |
| Adult Arrests | 198 | Intimidation | | 43 | 10 | 4 | 0 |
| Juvenile Arrests | 7 | Human Trafficking, Commercial Sex Acts | | 0 | 0 | 0 | 0 |
| Unknown Age | 0 | Human Trafficking, Involuntary Servitude | | 0 | 0 | 0 | 0 |
| Arrests per 100,000 population | 653.8 | Crimes Against Property | | | | | |
| Average number offenses/incident | 1.12 | Arson | | 0 | 0 | 0 | 0 |
| | | Bribery | | 0 | 0 | 0 | 0 |
| | | Burglary/Breaking & Entering | | 19 | 7 | 6 | 0 |
| | | Counterfeiting/Forgery | | 0 | 0 | 0 | 0 |
| | | Destruction/Damage/Vandalism of Property | | 45 | 19 | 9 | 2 |
| | | Embezzlement | | 0 | 0 | 0 | 0 |
| | | Extortion/Blackmail | | 0 | 0 | 0 | 0 |
| | | False Pretenses/Swindle/Confidence Game | | 15 | 1 | 0 | 0 |
| | | Credit Card/Automated Teller Machine Fraud | | 0 | 0 | 0 | 0 |
| | | Impersonation | | 4 | 0 | 0 | 0 |
| | | Welfare Fraud | | 0 | 0 | 0 | 0 |
| | | Wire Fraud | | 0 | 0 | 0 | 0 |
| | | Identity Theft | | 0 | 0 | 0 | 0 |
| | | Hacking/Computer Invasion | | 0 | 0 | 0 | 0 |
| | | Robbery | | 1 | 0 | 0 | 0 |
| | | Pocket-picking | | 0 | 0 | 0 | 0 |
| | | Purse-snatching | | 0 | 0 | 0 | 0 |
| | | Shoplifting | | 0 | 0 | 0 | 0 |
| | | Theft From Building | | 1 | 1 | 0 | 0 |
| | | Theft From Coin Operated Machine or Device | | 0 | 0 | 0 | 0 |
| | | Theft From Motor Vehicle | | 2 | 1 | 1 | 0 |
| | | Theft of Motor Vehicle Parts/Accessories | | 0 | 0 | 0 | 0 |
| | | All Other Larceny | | 48 | 13 | 15 | 3 |
| | | Motor Vehicle Theft | | 9 | 3 | 1 | 0 |
| | | Stolen Property Offenses | | 1 | 1 | 1 | 0 |
| | | Crimes Against Society | | | | | |
| | | Drug/Narcotic Violations | | 23 | 19 | 17 | 0 |
| | | Drug Equipment Violations | | 0 | 0 | 0 | 0 |
| | | Betting/Wagering | | 0 | 0 | 0 | 0 |
| | | Operating/Promoting/Assisting Gambling | | 0 | 0 | 0 | 0 |
| | | Gambling Equipment Violations | | 0 | 0 | 0 | 0 |
| | | Sports Tampering | | 0 | 0 | 0 | 0 |
| | | Pornography/Obscene Material | | 1 | 0 | 0 | 0 |
| | | Prostitution | | 0 | 0 | 0 | 0 |
| | | Assisting or Promoting Prostitution | | 0 | 0 | 0 | 0 |
| | | Purchasing Prostitution | | 0 | 0 | 0 | 0 |
| | | Weapon Law Violations | | 2 | 1 | 0 | 0 |
| | | Animal Cruelty | | 0 | 0 | 0 | 0 |
| | | Total Group A Offenses | | 267 | 110 | 86 | 6 |
| Group B Arrests | | | | | | | |
| Offense | Adult | Juvenile | | | | | |
| Bad Checks | 0 | 0 | Credit Card/Automated Teller Machine Fraud | | | | |
| Curfew/Loitering/Vagrancy Violations | 0 | 0 | Impersonation | | | | |
| Disorderly Conduct | 5 | 0 | Welfare Fraud | | | | |
| Driving Under the Influence | 50 | 0 | Wire Fraud | | | | |
| Drunkenness | 0 | 0 | Identity Theft | | | | |
| Family Offenses (Nonviolent) | 2 | 0 | Hacking/Computer Invasion | | | | |
| Liquor Law Violations | 0 | 1 | Robbery | | | | |
| Peeping Tom | 0 | 0 | Pocket-picking | | | | |
| Trespass of Real Property | 9 | 0 | Purse-snatching | | | | |
| All Other Offenses | 46 | 0 | Shoplifting | | | | |
| Total Group B | 112 | 1 | Theft From Building | | | | |

(*) Offenses are counted using the FBI Units of Count for Crime

(**) The 'Arrests' column shows arrests made for incidents during the selected period, regardless of arrest date. Arrest counts for the same period may change over time.

Holden PD - ME0102700 - NIBRS Agency Crime Overview - 2024

| 2024 Population Estimate | | 3,439 | | Offenses (*) | | Arrests (**) | |
|---------------------------------------|--------------|--|---|--------------------------------|-----------|--------------|----------|
| | | | | Reported | Cleared | Adult | Juvenile |
| Offense Overview | | | | Group A Offenses | | | |
| | | | | Crimes Against Persons | | | |
| Offense Total | 48 | Murder and Nonnegligent Manslaughter | | 0 | 0 | 0 | 0 |
| Number Cleared | 38 | Negligent Manslaughter | | 0 | 0 | 0 | 0 |
| Percent Cleared | 79.17% | Kidnapping/Abduction | | 1 | 1 | 0 | 0 |
| Group A Crimes per 100,000 population | 1,395.8 | All Rape | | 0 | 0 | 0 | 0 |
| | | Criminal Sexual Contact | | 0 | 0 | 0 | 0 |
| | | Incest | | 0 | 0 | 0 | 0 |
| | | Statutory Rape | | 0 | 0 | 0 | 0 |
| | | Aggravated Assault | | 2 | 2 | 4 | 0 |
| | | Simple Assault | | 13 | 13 | 8 | 1 |
| | | Intimidation | | 1 | 1 | 1 | 0 |
| | | Human Trafficking, Commercial Sex Acts | | 0 | 0 | 0 | 0 |
| | | Human Trafficking, Involuntary Servitude | | 0 | 0 | 0 | 0 |
| | | | | Crimes Against Property | | | |
| | | Arson | | 0 | 0 | 0 | 0 |
| | | Bribery | | 0 | 0 | 0 | 0 |
| | | Burglary/Breaking & Entering | | 1 | 1 | 0 | 0 |
| | | Counterfeiting/Forgery | | 0 | 0 | 0 | 0 |
| | | Destruction/Damage/Vandalism of Property | | 3 | 2 | 2 | 0 |
| | | Embezzlement | | 0 | 0 | 0 | 0 |
| | | Extortion/Blackmail | | 0 | 0 | 0 | 0 |
| | | False Pretenses/Swindle/Confidence Game | | 0 | 0 | 0 | 0 |
| | | Credit Card/Automated Teller Machine Fraud | | 0 | 0 | 0 | 0 |
| | | Impersonation | | 0 | 0 | 0 | 0 |
| | | Welfare Fraud | | 0 | 0 | 0 | 0 |
| | | Wire Fraud | | 0 | 0 | 0 | 0 |
| | | Identity Theft | | 0 | 0 | 0 | 0 |
| | | Hacking/Computer Invasion | | 0 | 0 | 0 | 0 |
| | | Robbery | | 1 | 1 | 1 | 0 |
| | | Pocket-picking | | 0 | 0 | 0 | 0 |
| | | Purse-snatching | | 0 | 0 | 0 | 0 |
| | | Shoplifting | | 4 | 2 | 0 | 0 |
| | | Theft From Building | | 0 | 0 | 0 | 0 |
| | | Theft From Coin Operated Machine or Device | | 0 | 0 | 0 | 0 |
| | | Theft From Motor Vehicle | | 3 | 0 | 0 | 0 |
| | | Theft of Motor Vehicle Parts/Accessories | | 0 | 0 | 0 | 0 |
| | | All Other Larceny | | 10 | 7 | 10 | 0 |
| | | Motor Vehicle Theft | | 1 | 0 | 0 | 0 |
| | | Stolen Property Offenses | | 0 | 0 | 0 | 0 |
| | | | | Crimes Against Society | | | |
| | | Drug/Narcotic Violations | | 7 | 7 | 8 | 0 |
| | | Drug Equipment Violations | | 0 | 0 | 0 | 0 |
| | | Betting/Wagering | | 0 | 0 | 0 | 0 |
| | | Operating/Promoting/Assisting Gambling | | 0 | 0 | 0 | 0 |
| | | Gambling Equipment Violations | | 0 | 0 | 0 | 0 |
| | | Sports Tampering | | 0 | 0 | 0 | 0 |
| | | Pornography/Obscene Material | | 0 | 0 | 0 | 0 |
| | | Prostitution | | 0 | 0 | 0 | 0 |
| | | Assisting or Promoting Prostitution | | 0 | 0 | 0 | 0 |
| | | Purchasing Prostitution | | 0 | 0 | 0 | 0 |
| | | Weapon Law Violations | | 1 | 1 | 0 | 0 |
| | | Animal Cruelty | | 0 | 0 | 0 | 0 |
| | | | | Total Group A Offenses | | | |
| | | | | 48 | 38 | 34 | 1 |
| Group B Arrests | | | | | | | |
| Offense | Adult | Juvenile | | | | | |
| Bad Checks | 0 | 0 | Credit Card/Automated Teller Machine Fraud | | | | |
| Curfew/Loitering/Vagrancy Violations | 0 | 0 | Impersonation | | | | |
| Disorderly Conduct | 1 | 0 | Welfare Fraud | | | | |
| Driving Under the Influence | 24 | 0 | Wire Fraud | | | | |
| Drunkenness | 0 | 0 | Identity Theft | | | | |
| Family Offenses (Nonviolent) | 0 | 0 | Hacking/Computer Invasion | | | | |
| Liquor Law Violations | 1 | 0 | Robbery | | | | |
| Peeping Tom | 0 | 0 | Pocket-picking | | | | |
| Trespass of Real Property | 0 | 0 | Purse-snatching | | | | |
| All Other Offenses | 12 | 0 | Shoplifting | | | | |
| Total Group B | 38 | 0 | Theft From Building | | | | |
| | | | Theft From Coin Operated Machine or Device | | | | |
| | | | Theft From Motor Vehicle | | | | |
| | | | Theft of Motor Vehicle Parts/Accessories | | | | |
| | | | All Other Larceny | | | | |
| | | | Motor Vehicle Theft | | | | |
| | | | Stolen Property Offenses | | | | |

(*) Offenses are counted using the FBI Units of Count for Crime

(**) The 'Arrests' column shows arrests made for incidents during the selected period, regardless of arrest date. Arrest counts for the same period may change over time.

Houlton PD - ME0020400 - NIBRS Agency Crime Overview - 2024

| 2024 Population Estimate | | 6,080 | | Offenses (*) | | Arrests (**) | | |
|---------------------------------------|--------------|-----------------|--|--|------------|--------------|------------|----------|
| | | | | Reported | Cleared | Adult | Juvenile | |
| Offense Overview | | | | Group A Offenses | | | | |
| Offense Total | | | | Crimes Against Persons | | | | |
| Offense Total | | 241 | | Murder and Nonnegligent Manslaughter | 0 | 0 | 0 | 0 |
| Number Cleared | | 176 | | Negligent Manslaughter | 0 | 0 | 0 | 0 |
| Percent Cleared | | 73.03% | | Kidnapping/Abduction | 0 | 0 | 0 | 0 |
| Group A Crimes per 100,000 population | | 3,963.8 | | All Rape | 0 | 0 | 0 | 0 |
| | | | | Criminal Sexual Contact | 1 | 1 | 0 | 1 |
| | | | | Incest | 0 | 0 | 0 | 0 |
| | | | | Statutory Rape | 0 | 0 | 0 | 0 |
| Arrest Overview | | | | Crimes Against Property | | | | |
| Total Arrests | | 223 | | Aggravated Assault | 3 | 2 | 2 | 0 |
| Adult Arrests | | 214 | | Simple Assault | 35 | 31 | 27 | 1 |
| Juvenile Arrests | | 9 | | Intimidation | 10 | 8 | 5 | 0 |
| Unknown Age | | 0 | | Human Trafficking, Commercial Sex Acts | 0 | 0 | 0 | 0 |
| Arrests per 100,000 population | | 3,667.8 | | Human Trafficking, Involuntary Servitude | 0 | 0 | 0 | 0 |
| Average number offenses/incident | | 1.25 | | | | | | |
| | | | | Arson | 0 | 0 | 0 | 0 |
| | | | | Bribery | 0 | 0 | 0 | 0 |
| | | | | Burglary/Breaking & Entering | 14 | 8 | 9 | 0 |
| | | | | Counterfeiting/Forgery | 5 | 5 | 3 | 0 |
| | | | | Destruction/Damage/Vandalism of Property | 26 | 20 | 14 | 0 |
| | | | | Embezzlement | 0 | 0 | 0 | 0 |
| | | | | Extortion/Blackmail | 0 | 0 | 0 | 0 |
| | | | | False Pretenses/Swindle/Confidence Game | 6 | 4 | 3 | 0 |
| | | | | Credit Card/Automated Teller Machine Fraud | 0 | 0 | 0 | 0 |
| | | | | Impersonation | 0 | 0 | 0 | 0 |
| | | | | Welfare Fraud | 0 | 0 | 0 | 0 |
| | | | | Wire Fraud | 0 | 0 | 0 | 0 |
| | | | | Identity Theft | 0 | 0 | 0 | 0 |
| | | | | Hacking/Computer Invasion | 0 | 0 | 0 | 0 |
| | | | | Robbery | 0 | 0 | 0 | 0 |
| | | | | Pocket-picking | 0 | 0 | 0 | 0 |
| | | | | Purse-snatching | 0 | 0 | 0 | 0 |
| | | | | Shoplifting | 0 | 0 | 0 | 0 |
| | | | | Theft From Building | 1 | 1 | 2 | 0 |
| | | | | Theft From Coin Operated Machine or Device | 0 | 0 | 0 | 0 |
| | | | | Theft From Motor Vehicle | 3 | 0 | 0 | 0 |
| | | | | Theft of Motor Vehicle Parts/Accessories | 0 | 0 | 0 | 0 |
| | | | | All Other Larceny | 80 | 44 | 41 | 1 |
| | | | | Motor Vehicle Theft | 6 | 3 | 1 | 0 |
| | | | | Stolen Property Offenses | 4 | 4 | 3 | 0 |
| | | | | Crimes Against Society | | | | |
| | | | | Drug/Narcotic Violations | 42 | 40 | 41 | 0 |
| | | | | Drug Equipment Violations | 0 | 0 | 0 | 0 |
| | | | | Betting/Wagering | 0 | 0 | 0 | 0 |
| | | | | Operating/Promoting/Assisting Gambling | 0 | 0 | 0 | 0 |
| | | | | Gambling Equipment Violations | 0 | 0 | 0 | 0 |
| | | | | Sports Tampering | 0 | 0 | 0 | 0 |
| | | | | Pornography/Obscene Material | 1 | 1 | 1 | 0 |
| | | | | Prostitution | 0 | 0 | 0 | 0 |
| | | | | Assisting or Promoting Prostitution | 0 | 0 | 0 | 0 |
| | | | | Purchasing Prostitution | 0 | 0 | 0 | 0 |
| | | | | Weapon Law Violations | 4 | 4 | 0 | 0 |
| | | | | Animal Cruelty | 0 | 0 | 0 | 0 |
| | | | | Total Group A Offenses | 241 | 176 | 152 | 3 |
| Group B Arrests | | | | | | | | |
| Offense | Adult | Juvenile | | | | | | |
| Bad Checks | 0 | 0 | | | | | | |
| Curfew/Loitering/Vagrancy Violations | 0 | 0 | | | | | | |
| Disorderly Conduct | 5 | 1 | | | | | | |
| Driving Under the Influence | 6 | 0 | | | | | | |
| Drunkenness | 0 | 0 | | | | | | |
| Family Offenses (Nonviolent) | 0 | 0 | | | | | | |
| Liquor Law Violations | 2 | 5 | | | | | | |
| Peeping Tom | 0 | 0 | | | | | | |
| Trespass of Real Property | 6 | 0 | | | | | | |
| All Other Offenses | 43 | 0 | | | | | | |
| Total Group B | 62 | 6 | | | | | | |

(*) Offenses are counted using the FBI Units of Count for Crime

(**) The 'Arrests' column shows arrests made for incidents during the selected period, regardless of arrest date. Arrest counts for the same period may change over time.

Islesboro PD - ME0140500 - NIBRS Agency Crime Overview - 2024

| 2024 Population Estimate | | 596 | Offenses (*) | | Arrests (**) | |
|---------------------------------------|--------------|-----------------|--|----------|--------------|----------|
| Offense Overview | | | Reported | Cleared | Adult | Juvenile |
| Group A Offenses | | | | | | |
| Crimes Against Persons | | | | | | |
| Offense Total | 8 | | Murder and Nonnegligent Manslaughter | 0 | 0 | 0 |
| Number Cleared | 0 | | Negligent Manslaughter | 0 | 0 | 0 |
| Percent Cleared | 0.00% | | Kidnapping/Abduction | 0 | 0 | 0 |
| Group A Crimes per 100,000 population | 1,342.3 | | All Rape | 0 | 0 | 0 |
| | | | Criminal Sexual Contact | 0 | 0 | 0 |
| | | | Incest | 0 | 0 | 0 |
| | | | Statutory Rape | 0 | 0 | 0 |
| | | | Aggravated Assault | 0 | 0 | 0 |
| Arrest Overview | | | Simple Assault | 0 | 0 | 0 |
| Total Arrests | 0 | | Intimidation | 0 | 0 | 0 |
| Adult Arrests | 0 | | Human Trafficking, Commercial Sex Acts | 0 | 0 | 0 |
| Juvenile Arrests | 0 | | Human Trafficking, Involuntary Servitude | 0 | 0 | 0 |
| Unknown Age | 0 | | Crimes Against Property | | | |
| Arrests per 100,000 population | 0.0 | | Arson | 0 | 0 | 0 |
| Average number offenses/incident | 1.00 | | Bribery | 0 | 0 | 0 |
| | | | Burglary/Breaking & Entering | 0 | 0 | 0 |
| | | | Counterfeiting/Forgery | 0 | 0 | 0 |
| | | | Destruction/Damage/Vandalism of Property | 0 | 0 | 0 |
| | | | Embezzlement | 0 | 0 | 0 |
| Group B Arrests | | | Extortion/Blackmail | 0 | 0 | 0 |
| Offense | Adult | Juvenile | False Pretenses/Swindle/Confidence Game | 4 | 0 | 0 |
| Bad Checks | 0 | 0 | Credit Card/Automated Teller Machine Fraud | 0 | 0 | 0 |
| Curfew/Loitering/Vagrancy Violations | 0 | 0 | Impersonation | 0 | 0 | 0 |
| Disorderly Conduct | 0 | 0 | Welfare Fraud | 0 | 0 | 0 |
| Driving Under the Influence | 0 | 0 | Wire Fraud | 1 | 0 | 0 |
| Drunkenness | 0 | 0 | Identity Theft | 0 | 0 | 0 |
| Family Offenses (Nonviolent) | 0 | 0 | Hacking/Computer Invasion | 0 | 0 | 0 |
| Liquor Law Violations | 0 | 0 | Robbery | 0 | 0 | 0 |
| Peeping Tom | 0 | 0 | Pocket-picking | 0 | 0 | 0 |
| Trespass of Real Property | 0 | 0 | Purse-snatching | 0 | 0 | 0 |
| All Other Offenses | 0 | 0 | Shoplifting | 0 | 0 | 0 |
| Total Group B | 0 | 0 | Theft From Building | 0 | 0 | 0 |
| | | | Theft From Coin Operated Machine or Device | 0 | 0 | 0 |
| | | | Theft From Motor Vehicle | 0 | 0 | 0 |
| | | | Theft of Motor Vehicle Parts/Accessories | 0 | 0 | 0 |
| | | | All Other Larceny | 3 | 0 | 0 |
| | | | Motor Vehicle Theft | 0 | 0 | 0 |
| | | | Stolen Property Offenses | 0 | 0 | 0 |
| | | | Crimes Against Society | | | |
| | | | Drug/Narcotic Violations | 0 | 0 | 0 |
| | | | Drug Equipment Violations | 0 | 0 | 0 |
| | | | Betting/Wagering | 0 | 0 | 0 |
| | | | Operating/Promoting/Assisting Gambling | 0 | 0 | 0 |
| | | | Gambling Equipment Violations | 0 | 0 | 0 |
| | | | Sports Tampering | 0 | 0 | 0 |
| | | | Pornography/Obscene Material | 0 | 0 | 0 |
| | | | Prostitution | 0 | 0 | 0 |
| | | | Assisting or Promoting Prostitution | 0 | 0 | 0 |
| | | | Purchasing Prostitution | 0 | 0 | 0 |
| | | | Weapon Law Violations | 0 | 0 | 0 |
| | | | Animal Cruelty | 0 | 0 | 0 |
| | | | Total Group A Offenses | 8 | 0 | 0 |

(*) Offenses are counted using the FBI Units of Count for Crime

(**) The 'Arrests' column shows arrests made for incidents during the selected period, regardless of arrest date. Arrest counts for the same period may change over time.

Jay PD - ME0040200 - NIBRS Agency Crime Overview - 2024

| 2024 Population Estimate | | 4,665 | | Offenses (*) | | Arrests (**) | | |
|---------------------------------------|--------------|--|--|--|------------|--------------|-----------|-----------|
| | | | | Reported | Cleared | Adult | Juvenile | |
| Offense Overview | | | | Group A Offenses | | | | |
| Crimes Against Persons | | | | Crimes Against Persons | | | | |
| Offense Total | 134 | Murder and Nonnegligent Manslaughter | | 0 | 0 | 0 | 0 | |
| Number Cleared | 69 | Negligent Manslaughter | | 0 | 0 | 0 | 0 | |
| Percent Cleared | 51.49% | Kidnapping/Abduction | | 0 | 0 | 0 | 0 | |
| Group A Crimes per 100,000 population | 2,872.5 | All Rape | | 1 | 0 | 0 | 0 | |
| | | Criminal Sexual Contact | | 1 | 0 | 0 | 0 | |
| | | Incest | | 0 | 0 | 0 | 0 | |
| | | Statutory Rape | | 2 | 1 | 0 | 0 | |
| | | Aggravated Assault | | 4 | 4 | 2 | 1 | |
| | | Simple Assault | | 32 | 27 | 15 | 5 | |
| | | Intimidation | | 9 | 4 | 1 | 1 | |
| | | Human Trafficking, Commercial Sex Acts | | 0 | 0 | 0 | 0 | |
| | | Human Trafficking, Involuntary Servitude | | 0 | 0 | 0 | 0 | |
| Arrest Overview | | | | Crimes Against Property | | | | |
| Total Arrests | 133 | Arson | | 0 | 0 | 0 | 0 | |
| Adult Arrests | 113 | Bribery | | 0 | 0 | 0 | 0 | |
| Juvenile Arrests | 20 | Burglary/Breaking & Entering | | 1 | 0 | 0 | 0 | |
| Unknown Age | 0 | Counterfeiting/Forgery | | 0 | 0 | 0 | 0 | |
| Arrests per 100,000 population | 2,851.0 | Destruction/Damage/Vandalism of Property | | 10 | 3 | 0 | 0 | |
| Average number offenses/incident | 1.13 | Embezzlement | | 0 | 0 | 0 | 0 | |
| | | Extortion/Blackmail | | 0 | 0 | 0 | 0 | |
| | | False Pretenses/Swindle/Confidence Game | | 13 | 6 | 2 | 0 | |
| | | Credit Card/Automated Teller Machine Fraud | | 2 | 0 | 0 | 0 | |
| | | Impersonation | | 0 | 0 | 0 | 0 | |
| | | Welfare Fraud | | 0 | 0 | 0 | 0 | |
| | | Wire Fraud | | 0 | 0 | 0 | 0 | |
| | | Identity Theft | | 0 | 0 | 0 | 0 | |
| | | Hacking/Computer Invasion | | 0 | 0 | 0 | 0 | |
| | | Robbery | | 0 | 0 | 0 | 0 | |
| | | Pocket-picking | | 0 | 0 | 0 | 0 | |
| | | Purse-snatching | | 0 | 0 | 0 | 0 | |
| | | Shoplifting | | 0 | 0 | 0 | 0 | |
| | | Theft From Building | | 1 | 0 | 0 | 0 | |
| | | Theft From Coin Operated Machine or Device | | 0 | 0 | 0 | 0 | |
| | | Theft From Motor Vehicle | | 2 | 1 | 0 | 1 | |
| | | Theft of Motor Vehicle Parts/Accessories | | 0 | 0 | 0 | 0 | |
| | | All Other Larceny | | 40 | 14 | 10 | 1 | |
| | | Motor Vehicle Theft | | 5 | 1 | 0 | 0 | |
| | | Stolen Property Offenses | | 0 | 0 | 0 | 0 | |
| Group B Arrests | | | | Crimes Against Society | | | | |
| Offense | Adult | Juvenile | | Drug/Narcotic Violations | 6 | 4 | 1 | 3 |
| Bad Checks | 0 | 0 | | Drug Equipment Violations | 1 | 0 | 0 | 0 |
| Curfew/Loitering/Vagrancy Violations | 0 | 0 | | Betting/Wagering | 0 | 0 | 0 | 0 |
| Disorderly Conduct | 1 | 0 | | Operating/Promoting/Assisting Gambling | 0 | 0 | 0 | 0 |
| Driving Under the Influence | 7 | 0 | | Gambling Equipment Violations | 0 | 0 | 0 | 0 |
| Drunkenness | 0 | 0 | | Sports Tampering | 0 | 0 | 0 | 0 |
| Family Offenses (Nonviolent) | 0 | 0 | | Pornography/Obscene Material | 0 | 0 | 0 | 0 |
| Liquor Law Violations | 0 | 1 | | Prostitution | 0 | 0 | 0 | 0 |
| Peeping Tom | 0 | 0 | | Assisting or Promoting Prostitution | 0 | 0 | 0 | 0 |
| Trespass of Real Property | 0 | 0 | | Purchasing Prostitution | 0 | 0 | 0 | 0 |
| All Other Offenses | 72 | 7 | | Weapon Law Violations | 4 | 4 | 2 | 0 |
| Total Group B | 80 | 8 | | Animal Cruelty | 0 | 0 | 0 | 0 |
| | | | | Total Group A Offenses | 134 | 69 | 33 | 12 |

(*) Offenses are counted using the FBI Units of Count for Crime

(**) The 'Arrests' column shows arrests made for incidents during the selected period, regardless of arrest date. Arrest counts for the same period may change over time.

This report is valid as of July 25, 2025 and is subject to change

Kennebec SO - ME0060000 - NIBRS Agency Crime Overview - 2024

| 2024 Population Estimate | | 54,817 | | Offenses (*) | | Arrests (**) | |
|---------------------------------------|--------------|--|--|--------------------------------|------------|--------------|----------|
| Offense Overview | | | | Reported | Cleared | Adult | Juvenile |
| Group A Offenses | | | | Crimes Against Persons | | | |
| Offense Total | 703 | Murder and Nonnegligent Manslaughter | | 0 | 0 | 0 | 0 |
| Number Cleared | 271 | Negligent Manslaughter | | 0 | 0 | 0 | 0 |
| Percent Cleared | 38.55% | Kidnapping/Abduction | | 0 | 0 | 0 | 0 |
| Group A Crimes per 100,000 population | 1,282.4 | All Rape | | 16 | 0 | 0 | 0 |
| | | Criminal Sexual Contact | | 6 | 0 | 0 | 0 |
| | | Incest | | 1 | 0 | 0 | 0 |
| | | Statutory Rape | | 4 | 1 | 1 | 0 |
| | | Aggravated Assault | | 13 | 13 | 7 | 1 |
| | | Simple Assault | | 120 | 67 | 47 | 3 |
| | | Intimidation | | 50 | 26 | 16 | 1 |
| | | Human Trafficking, Commercial Sex Acts | | 0 | 0 | 0 | 0 |
| | | Human Trafficking, Involuntary Servitude | | 0 | 0 | 0 | 0 |
| Arrest Overview | | | | Crimes Against Property | | | |
| Total Arrests | 637 | Arson | | 0 | 0 | 0 | 0 |
| Adult Arrests | 624 | Bribery | | 0 | 0 | 0 | 0 |
| Juvenile Arrests | 13 | Burglary/Breaking & Entering | | 21 | 5 | 4 | 0 |
| Unknown Age | 0 | Counterfeiting/Forgery | | 3 | 0 | 0 | 0 |
| Arrests per 100,000 population | 1,162.0 | Destruction/Damage/Vandalism of Property | | 92 | 29 | 14 | 2 |
| | | Embezzlement | | 0 | 0 | 0 | 0 |
| | | Extortion/Blackmail | | 0 | 0 | 0 | 0 |
| | | False Pretenses/Swindle/Confidence Game | | 72 | 8 | 6 | 1 |
| | | Credit Card/Automated Teller Machine Fraud | | 10 | 1 | 0 | 1 |
| | | Impersonation | | 1 | 0 | 0 | 0 |
| | | Welfare Fraud | | 0 | 0 | 0 | 0 |
| | | Wire Fraud | | 0 | 0 | 0 | 0 |
| | | Identity Theft | | 0 | 0 | 0 | 0 |
| | | Hacking/Computer Invasion | | 0 | 0 | 0 | 0 |
| | | Robbery | | 1 | 1 | 0 | 0 |
| | | Pocket-picking | | 0 | 0 | 0 | 0 |
| | | Purse-snatching | | 0 | 0 | 0 | 0 |
| | | Shoplifting | | 1 | 0 | 0 | 0 |
| | | Theft From Building | | 4 | 1 | 2 | 0 |
| | | Theft From Coin Operated Machine or Device | | 0 | 0 | 0 | 0 |
| | | Theft From Motor Vehicle | | 12 | 10 | 3 | 0 |
| | | Theft of Motor Vehicle Parts/Accessories | | 1 | 0 | 0 | 0 |
| | | All Other Larceny | | 162 | 37 | 28 | 0 |
| | | Motor Vehicle Theft | | 21 | 7 | 4 | 0 |
| | | Stolen Property Offenses | | 0 | 0 | 0 | 0 |
| Group B Arrests | | | | Crimes Against Society | | | |
| Offense | Adult | Juvenile | | | | | |
| Bad Checks | 2 | 0 | Drug/Narcotic Violations | 74 | 56 | 42 | 0 |
| Curfew/Loitering/Vagrancy Violations | 0 | 0 | Drug Equipment Violations | 2 | 1 | 0 | 0 |
| Disorderly Conduct | 16 | 2 | Betting/Wagering | 0 | 0 | 0 | 0 |
| Driving Under the Influence | 90 | 0 | Operating/Promoting/Assisting Gambling | 0 | 0 | 0 | 0 |
| Drunkness | 0 | 0 | Gambling Equipment Violations | 0 | 0 | 0 | 0 |
| Family Offenses (Nonviolent) | 0 | 0 | Sports Tampering | 0 | 0 | 0 | 0 |
| Liquor Law Violations | 4 | 1 | Pornography/Obscene Material | 5 | 1 | 0 | 0 |
| Peeping Tom | 0 | 0 | Prostitution | 1 | 0 | 0 | 0 |
| Trespass of Real Property | 9 | 0 | Assisting or Promoting Prostitution | 1 | 0 | 0 | 0 |
| All Other Offenses | 324 | 1 | Purchasing Prostitution | 0 | 0 | 0 | 0 |
| Total Group B | 445 | 4 | Weapon Law Violations | 9 | 7 | 5 | 0 |
| | | | Animal Cruelty | 0 | 0 | 0 | 0 |
| | | | Total Group A Offenses | 703 | 271 | 179 | 9 |

(*) Offenses are counted using the FBI Units of Count for Crime

(**) The 'Arrests' column shows arrests made for incidents during the selected period, regardless of arrest date. Arrest counts for the same period may change over time.

This report is valid as of July 25, 2025 and is subject to change

Kennebunk PD - ME0160800 - NIBRS Agency Crime Overview - 2024

| 2024 Population Estimate | | 12,040 | Offenses (*) | | Arrests (**) | |
|---------------------------------------|--------------|--|--------------|-----------|--------------|----------|
| Offense Overview | | | Reported | Cleared | Adult | Juvenile |
| Group A Offenses | | | | | | |
| Crimes Against Persons | | | | | | |
| Offense Total | 197 | Murder and Nonnegligent Manslaughter | 0 | 0 | 0 | 0 |
| Number Cleared | 49 | Negligent Manslaughter | 0 | 0 | 0 | 0 |
| Percent Cleared | 24.87% | Kidnapping/Abduction | 0 | 0 | 0 | 0 |
| Group A Crimes per 100,000 population | 1,636.2 | All Rape | 5 | 1 | 0 | 0 |
| | | Criminal Sexual Contact | 3 | 0 | 0 | 0 |
| | | Incest | 0 | 0 | 0 | 0 |
| | | Statutory Rape | 0 | 0 | 0 | 0 |
| Arrest Overview | | Aggravated Assault | 3 | 2 | 2 | 0 |
| Total Arrests | 95 | Simple Assault | 15 | 10 | 8 | 2 |
| Adult Arrests | 89 | Intimidation | 25 | 15 | 9 | 0 |
| Juvenile Arrests | 6 | Human Trafficking, Commercial Sex Acts | 0 | 0 | 0 | 0 |
| Unknown Age | 0 | Human Trafficking, Involuntary Servitude | 0 | 0 | 0 | 0 |
| Arrests per 100,000 population | 789.0 | Crimes Against Property | | | | |
| Average number offenses/incident | 1.13 | Arson | 1 | 0 | 0 | 0 |
| | | Bribery | 0 | 0 | 0 | 0 |
| | | Burglary/Breaking & Entering | 1 | 1 | 1 | 0 |
| | | Counterfeiting/Forgery | 4 | 0 | 0 | 0 |
| | | Destruction/Damage/Vandalism of Property | 24 | 4 | 3 | 0 |
| | | Embezzlement | 0 | 0 | 0 | 0 |
| | | Extortion/Blackmail | 0 | 0 | 0 | 0 |
| | | False Pretenses/Swindle/Confidence Game | 24 | 3 | 2 | 0 |
| | | Credit Card/Automated Teller Machine Fraud | 2 | 0 | 0 | 0 |
| | | Impersonation | 0 | 0 | 0 | 0 |
| | | Welfare Fraud | 0 | 0 | 0 | 0 |
| | | Wire Fraud | 0 | 0 | 0 | 0 |
| | | Identity Theft | 2 | 0 | 0 | 0 |
| | | Hacking/Computer Invasion | 0 | 0 | 0 | 0 |
| | | Robbery | 0 | 0 | 0 | 0 |
| | | Pocket-picking | 0 | 0 | 0 | 0 |
| | | Purse-snatching | 0 | 0 | 0 | 0 |
| | | Shoplifting | 0 | 0 | 0 | 0 |
| | | Theft From Building | 0 | 0 | 0 | 0 |
| | | Theft From Coin Operated Machine or Device | 0 | 0 | 0 | 0 |
| | | Theft From Motor Vehicle | 13 | 0 | 0 | 0 |
| | | Theft of Motor Vehicle Parts/Accessories | 4 | 0 | 0 | 0 |
| | | All Other Larceny | 60 | 8 | 9 | 0 |
| | | Motor Vehicle Theft | 4 | 0 | 0 | 0 |
| | | Stolen Property Offenses | 0 | 0 | 0 | 0 |
| | | Crimes Against Society | | | | |
| | | Drug/Narcotic Violations | 3 | 2 | 1 | 0 |
| | | Drug Equipment Violations | 1 | 1 | 1 | 0 |
| | | Betting/Wagering | 0 | 0 | 0 | 0 |
| | | Operating/Promoting/Assisting Gambling | 1 | 1 | 1 | 0 |
| | | Gambling Equipment Violations | 0 | 0 | 0 | 0 |
| | | Sports Tampering | 0 | 0 | 0 | 0 |
| | | Pornography/Obscene Material | 1 | 0 | 0 | 0 |
| | | Prostitution | 0 | 0 | 0 | 0 |
| | | Assisting or Promoting Prostitution | 0 | 0 | 0 | 0 |
| | | Purchasing Prostitution | 0 | 0 | 0 | 0 |
| | | Weapon Law Violations | 1 | 1 | 1 | 0 |
| | | Animal Cruelty | 0 | 0 | 0 | 0 |
| | | Total Group A Offenses | 197 | 49 | 38 | 2 |
| Group B Arrests | | | | | | |
| Offense | Adult | Juvenile | | | | |
| Bad Checks | 0 | 0 | | | | |
| Curfew/Loitering/Vagrancy Violations | 0 | 0 | | | | |
| Disorderly Conduct | 0 | 0 | | | | |
| Driving Under the Influence | 19 | 1 | | | | |
| Drunkenness | 0 | 0 | | | | |
| Family Offenses (Nonviolent) | 0 | 0 | | | | |
| Liquor Law Violations | 2 | 2 | | | | |
| Peeping Tom | 0 | 0 | | | | |
| Trespass of Real Property | 1 | 0 | | | | |
| All Other Offenses | 29 | 1 | | | | |
| Total Group B | 51 | 4 | | | | |

(*) Offenses are counted using the FBI Units of Count for Crime

(**) The 'Arrests' column shows arrests made for incidents during the selected period, regardless of arrest date. Arrest counts for the same period may change over time.

Kennebunkport PD - ME0160900 - NIBRS Agency Crime Overview - 2024

| 2024 Population Estimate | | 3,718 | | Offenses (*) | | Arrests (**) | | |
|---------------------------------------|--------------|-----------------|--|--|-----------|--------------|----------|----------|
| | | | | Reported | Cleared | Adult | Juvenile | |
| Offense Overview | | | | Group A Offenses | | | | |
| Offense Total | | | | Crimes Against Persons | | | | |
| Offense Total | | 67 | | Murder and Nonnegligent Manslaughter | 0 | 0 | 0 | 0 |
| Number Cleared | | 12 | | Negligent Manslaughter | 0 | 0 | 0 | 0 |
| Percent Cleared | | 17.91% | | Kidnapping/Abduction | 0 | 0 | 0 | 0 |
| Group A Crimes per 100,000 population | | 1,802.0 | | All Rape | 0 | 0 | 0 | 0 |
| | | | | Criminal Sexual Contact | 0 | 0 | 0 | 0 |
| | | | | Incest | 0 | 0 | 0 | 0 |
| | | | | Statutory Rape | 0 | 0 | 0 | 0 |
| Arrest Overview | | | | | | | | |
| | | | | Aggravated Assault | 1 | 1 | 1 | 0 |
| Total Arrests | | 28 | | Simple Assault | 18 | 7 | 7 | 0 |
| Adult Arrests | | 27 | | Intimidation | 2 | 1 | 0 | 0 |
| Juvenile Arrests | | 1 | | Human Trafficking, Commercial Sex Acts | 0 | 0 | 0 | 0 |
| Unknown Age | | 0 | | Human Trafficking, Involuntary Servitude | 0 | 0 | 0 | 0 |
| | | | | Crimes Against Property | | | | |
| Arrests per 100,000 population | | 753.1 | | Arson | 0 | 0 | 0 | 0 |
| | | | | Bribery | 0 | 0 | 0 | 0 |
| | | | | Burglary/Breaking & Entering | 1 | 1 | 0 | 0 |
| Average number offenses/incident | | 1.12 | | Counterfeiting/Forgery | 0 | 0 | 0 | 0 |
| | | | | Destruction/Damage/Vandalism of Property | 11 | 1 | 0 | 0 |
| Group B Arrests | | | | | | | | |
| | | | | Embezzlement | 0 | 0 | 0 | 0 |
| Offense | Adult | Juvenile | | Extortion/Blackmail | 0 | 0 | 0 | 0 |
| Bad Checks | 0 | 0 | | False Pretenses/Swindle/Confidence Game | 8 | 0 | 0 | 0 |
| Curfew/Loitering/Vagrancy Violations | 0 | 0 | | Credit Card/Automated Teller Machine Fraud | 4 | 0 | 0 | 0 |
| Disorderly Conduct | 0 | 0 | | Impersonation | 0 | 0 | 0 | 0 |
| Driving Under the Influence | 2 | 0 | | Welfare Fraud | 0 | 0 | 0 | 0 |
| Drunkenness | 0 | 0 | | Wire Fraud | 0 | 0 | 0 | 0 |
| Family Offenses (Nonviolent) | 0 | 0 | | Identity Theft | 0 | 0 | 0 | 0 |
| Liquor Law Violations | 0 | 0 | | Hacking/Computer Invasion | 0 | 0 | 0 | 0 |
| Peeping Tom | 0 | 0 | | Robbery | 0 | 0 | 0 | 0 |
| Trespass of Real Property | 0 | 0 | | Pocket-picking | 0 | 0 | 0 | 0 |
| All Other Offenses | 17 | 0 | | Purse-snatching | 0 | 0 | 0 | 0 |
| Total Group B | 19 | 0 | | Shoplifting | 0 | 0 | 0 | 0 |
| | | | | Theft From Building | 0 | 0 | 0 | 0 |
| | | | | Theft From Coin Operated Machine or Device | 0 | 0 | 0 | 0 |
| | | | | Theft From Motor Vehicle | 0 | 0 | 0 | 0 |
| | | | | Theft of Motor Vehicle Parts/Accessories | 0 | 0 | 0 | 0 |
| | | | | All Other Larceny | 22 | 1 | 0 | 1 |
| | | | | Motor Vehicle Theft | 0 | 0 | 0 | 0 |
| | | | | Stolen Property Offenses | 0 | 0 | 0 | 0 |
| | | | | Crimes Against Society | | | | |
| | | | | Drug/Narcotic Violations | 0 | 0 | 0 | 0 |
| | | | | Drug Equipment Violations | 0 | 0 | 0 | 0 |
| | | | | Betting/Wagering | 0 | 0 | 0 | 0 |
| | | | | Operating/Promoting/Assisting Gambling | 0 | 0 | 0 | 0 |
| | | | | Gambling Equipment Violations | 0 | 0 | 0 | 0 |
| | | | | Sports Tampering | 0 | 0 | 0 | 0 |
| | | | | Pornography/Obscene Material | 0 | 0 | 0 | 0 |
| | | | | Prostitution | 0 | 0 | 0 | 0 |
| | | | | Assisting or Promoting Prostitution | 0 | 0 | 0 | 0 |
| | | | | Purchasing Prostitution | 0 | 0 | 0 | 0 |
| | | | | Weapon Law Violations | 0 | 0 | 0 | 0 |
| | | | | Animal Cruelty | 0 | 0 | 0 | 0 |
| | | | | Total Group A Offenses | 67 | 12 | 8 | 1 |

(*) Offenses are counted using the FBI Units of Count for Crime

(**) The 'Arrests' column shows arrests made for incidents during the selected period, regardless of arrest date. Arrest counts for the same period may change over time.

Kittery PD - ME0160200 - NIBRS Agency Crime Overview - 2024

| 2024 Population Estimate | | 11,031 | Offenses (*) | | Arrests (**) | |
|---------------------------------------|--------------|--|--------------|-----------|--------------|-----------|
| Offense Overview | | | Reported | Cleared | Adult | Juvenile |
| Group A Offenses | | | | | | |
| Crimes Against Persons | | | | | | |
| Offense Total | 242 | Murder and Nonnegligent Manslaughter | 0 | 0 | 0 | 0 |
| Number Cleared | 93 | Negligent Manslaughter | 0 | 0 | 0 | 0 |
| Percent Cleared | 38.43% | Kidnapping/Abduction | 0 | 0 | 0 | 0 |
| Group A Crimes per 100,000 population | 2,193.8 | All Rape | 2 | 0 | 0 | 0 |
| | | Criminal Sexual Contact | 0 | 0 | 0 | 0 |
| | | Incest | 0 | 0 | 0 | 0 |
| | | Statutory Rape | 2 | 0 | 0 | 0 |
| Arrest Overview | | Aggravated Assault | 3 | 2 | 2 | 0 |
| Total Arrests | 150 | Simple Assault | 29 | 23 | 17 | 1 |
| Adult Arrests | 134 | Intimidation | 6 | 1 | 1 | 0 |
| Juvenile Arrests | 16 | Human Trafficking, Commercial Sex Acts | 0 | 0 | 0 | 0 |
| Unknown Age | 0 | Human Trafficking, Involuntary Servitude | 0 | 0 | 0 | 0 |
| Arrests per 100,000 population | 1,359.8 | Crimes Against Property | | | | |
| Average number offenses/incident | 1.07 | Arson | 0 | 0 | 0 | 0 |
| | | Bribery | 0 | 0 | 0 | 0 |
| | | Burglary/Breaking & Entering | 1 | 0 | 0 | 0 |
| | | Counterfeiting/Forgery | 4 | 0 | 0 | 0 |
| | | Destruction/Damage/Vandalism of Property | 24 | 3 | 1 | 1 |
| | | Embezzlement | 0 | 0 | 0 | 0 |
| | | Extortion/Blackmail | 0 | 0 | 0 | 0 |
| | | False Pretenses/Swindle/Confidence Game | 17 | 0 | 0 | 0 |
| | | Credit Card/Automated Teller Machine Fraud | 2 | 0 | 0 | 0 |
| | | Impersonation | 0 | 0 | 0 | 0 |
| | | Welfare Fraud | 0 | 0 | 0 | 0 |
| | | Wire Fraud | 0 | 0 | 0 | 0 |
| | | Identity Theft | 3 | 0 | 0 | 0 |
| | | Hacking/Computer Invasion | 0 | 0 | 0 | 0 |
| | | Robbery | 1 | 0 | 0 | 0 |
| | | Pocket-picking | 0 | 0 | 0 | 0 |
| | | Purse-snatching | 0 | 0 | 0 | 0 |
| | | Shoplifting | 59 | 38 | 33 | 7 |
| | | Theft From Building | 2 | 0 | 0 | 0 |
| | | Theft From Coin Operated Machine or Device | 0 | 0 | 0 | 0 |
| | | Theft From Motor Vehicle | 4 | 0 | 0 | 0 |
| | | Theft of Motor Vehicle Parts/Accessories | 1 | 0 | 0 | 0 |
| | | All Other Larceny | 63 | 16 | 12 | 4 |
| | | Motor Vehicle Theft | 4 | 0 | 0 | 0 |
| | | Stolen Property Offenses | 5 | 2 | 2 | 0 |
| | | Crimes Against Society | | | | |
| | | Drug/Narcotic Violations | 9 | 8 | 3 | 1 |
| | | Drug Equipment Violations | 0 | 0 | 0 | 0 |
| | | Betting/Wagering | 0 | 0 | 0 | 0 |
| | | Operating/Promoting/Assisting Gambling | 0 | 0 | 0 | 0 |
| | | Gambling Equipment Violations | 0 | 0 | 0 | 0 |
| | | Sports Tampering | 0 | 0 | 0 | 0 |
| | | Pornography/Obscene Material | 0 | 0 | 0 | 0 |
| | | Prostitution | 0 | 0 | 0 | 0 |
| | | Assisting or Promoting Prostitution | 0 | 0 | 0 | 0 |
| | | Purchasing Prostitution | 0 | 0 | 0 | 0 |
| | | Weapon Law Violations | 0 | 0 | 0 | 0 |
| | | Animal Cruelty | 1 | 0 | 0 | 0 |
| | | Total Group A Offenses | 242 | 93 | 71 | 14 |
| Group B Arrests | | | | | | |
| Offense | Adult | Juvenile | | | | |
| Bad Checks | 0 | 0 | | | | |
| Curfew/Loitering/Vagrancy Violations | 0 | 0 | | | | |
| Disorderly Conduct | 2 | 0 | | | | |
| Driving Under the Influence | 7 | 0 | | | | |
| Drunkenness | 0 | 0 | | | | |
| Family Offenses (Nonviolent) | 0 | 0 | | | | |
| Liquor Law Violations | 0 | 0 | | | | |
| Peeping Tom | 0 | 0 | | | | |
| Trespass of Real Property | 3 | 0 | | | | |
| All Other Offenses | 51 | 2 | | | | |
| Total Group B | 63 | 2 | | | | |

(*) Offenses are counted using the FBI Units of Count for Crime

(**) The 'Arrests' column shows arrests made for incidents during the selected period, regardless of arrest date. Arrest counts for the same period may change over time.

Knox SO - ME0070000 - NIBRS Agency Crime Overview - 2024

| 2024 Population Estimate | | 22,320 | | Offenses (*) | | Arrests (**) | |
|---------------------------------------|--------------|--|--|--------------------------------|------------|--------------|----------|
| | | | | Reported | Cleared | Adult | Juvenile |
| Offense Overview | | | | Group A Offenses | | | |
| Crimes Against Persons | | | | | | | |
| Offense Total | 456 | Murder and Nonnegligent Manslaughter | | 0 | 0 | 0 | 0 |
| Number Cleared | 173 | Negligent Manslaughter | | 0 | 0 | 0 | 0 |
| Percent Cleared | 37.94% | Kidnapping/Abduction | | 0 | 0 | 0 | 0 |
| Group A Crimes per 100,000 population | 2,043.0 | All Rape | | 2 | 1 | 0 | 0 |
| | | Criminal Sexual Contact | | 0 | 0 | 0 | 0 |
| | | Incest | | 0 | 0 | 0 | 0 |
| | | Statutory Rape | | 0 | 0 | 0 | 0 |
| | | Aggravated Assault | | 4 | 4 | 8 | 0 |
| | | Simple Assault | | 91 | 72 | 55 | 3 |
| | | Intimidation | | 105 | 21 | 13 | 2 |
| | | Human Trafficking, Commercial Sex Acts | | 0 | 0 | 0 | 0 |
| | | Human Trafficking, Involuntary Servitude | | 0 | 0 | 0 | 0 |
| Arrest Overview | | | | Crimes Against Property | | | |
| Total Arrests | 393 | Arson | | 0 | 0 | 0 | 0 |
| Adult Arrests | 385 | Bribery | | 1 | 1 | 1 | 0 |
| Juvenile Arrests | 8 | Burglary/Breaking & Entering | | 20 | 4 | 3 | 0 |
| Unknown Age | 0 | Counterfeiting/Forgery | | 0 | 0 | 0 | 0 |
| Arrests per 100,000 population | 1,760.8 | Destruction/Damage/Vandalism of Property | | 52 | 19 | 12 | 2 |
| Average number offenses/incident | 1.05 | Embezzlement | | 0 | 0 | 0 | 0 |
| | | Extortion/Blackmail | | 0 | 0 | 0 | 0 |
| | | False Pretenses/Swindle/Confidence Game | | 25 | 2 | 1 | 0 |
| | | Credit Card/Automated Teller Machine Fraud | | 0 | 0 | 0 | 0 |
| | | Impersonation | | 0 | 0 | 0 | 0 |
| | | Welfare Fraud | | 0 | 0 | 0 | 0 |
| | | Wire Fraud | | 0 | 0 | 0 | 0 |
| | | Identity Theft | | 0 | 0 | 0 | 0 |
| | | Hacking/Computer Invasion | | 0 | 0 | 0 | 0 |
| | | Robbery | | 2 | 0 | 0 | 0 |
| | | Pocket-picking | | 0 | 0 | 0 | 0 |
| | | Purse-snatching | | 1 | 0 | 0 | 0 |
| | | Shoplifting | | 2 | 2 | 0 | 0 |
| | | Theft From Building | | 0 | 0 | 0 | 0 |
| | | Theft From Coin Operated Machine or Device | | 0 | 0 | 0 | 0 |
| | | Theft From Motor Vehicle | | 3 | 0 | 1 | 0 |
| | | Theft of Motor Vehicle Parts/Accessories | | 1 | 0 | 0 | 0 |
| | | All Other Larceny | | 117 | 27 | 28 | 1 |
| | | Motor Vehicle Theft | | 10 | 5 | 4 | 0 |
| | | Stolen Property Offenses | | 0 | 0 | 0 | 0 |
| Group B Arrests | | | | Crimes Against Society | | | |
| Offense | Adult | Juvenile | | | | | |
| Bad Checks | 0 | 0 | Drug/Narcotic Violations | 19 | 14 | 13 | 0 |
| Curfew/Loitering/Vagrancy Violations | 0 | 0 | Drug Equipment Violations | 0 | 0 | 0 | 0 |
| Disorderly Conduct | 3 | 0 | Betting/Wagering | 0 | 0 | 0 | 0 |
| Driving Under the Influence | 30 | 0 | Operating/Promoting/Assisting Gambling | 0 | 0 | 0 | 0 |
| Drunkenness | 0 | 0 | Gambling Equipment Violations | 0 | 0 | 0 | 0 |
| Family Offenses (Nonviolent) | 3 | 0 | Sports Tampering | 0 | 0 | 0 | 0 |
| Liquor Law Violations | 0 | 0 | Pornography/Obscene Material | 0 | 0 | 0 | 0 |
| Peeping Tom | 0 | 0 | Prostitution | 0 | 0 | 0 | 0 |
| Trespass of Real Property | 12 | 0 | Assisting or Promoting Prostitution | 0 | 0 | 0 | 0 |
| All Other Offenses | 197 | 0 | Purchasing Prostitution | 0 | 0 | 0 | 0 |
| Total Group B | 245 | 0 | Weapon Law Violations | 1 | 1 | 1 | 0 |
| | | | Animal Cruelty | 0 | 0 | 0 | 0 |
| | | | Total Group A Offenses | 456 | 173 | 140 | 8 |

(*) Offenses are counted using the FBI Units of Count for Crime

(**) The 'Arrests' column shows arrests made for incidents during the selected period, regardless of arrest date. Arrest counts for the same period may change over time.

This report is valid as of July 25, 2025 and is subject to change

Lewiston PD - ME0010200 - NIBRS Agency Crime Overview - 2024

| 2024 Population Estimate | | 38,850 | Offenses (*) | | Arrests (**) | |
|---------------------------------------|--------------|-----------------|--|--------------|--------------|------------|
| Offense Overview | | | Reported | Cleared | Adult | Juvenile |
| Group A Offenses | | | Crimes Against Persons | | | |
| Offense Total | 1,883 | | Murder and Nonnegligent Manslaughter | 1 | 0 | 0 |
| Number Cleared | 1,001 | | Negligent Manslaughter | 0 | 0 | 0 |
| Percent Cleared | 53.16% | | Kidnapping/Abduction | 0 | 0 | 0 |
| Group A Crimes per 100,000 population | 4,846.8 | | All Rape | 26 | 4 | 3 |
| | | | Criminal Sexual Contact | 23 | 9 | 7 |
| | | | Incest | 0 | 0 | 0 |
| | | | Statutory Rape | 3 | 0 | 0 |
| | | | Aggravated Assault | 45 | 38 | 31 |
| | | | Simple Assault | 266 | 212 | 169 |
| | | | Intimidation | 127 | 84 | 50 |
| | | | Human Trafficking, Commercial Sex Acts | 3 | 1 | 1 |
| | | | Human Trafficking, Involuntary Servitude | 0 | 0 | 0 |
| | | | Crimes Against Property | | | |
| | | | Arson | 7 | 1 | 1 |
| | | | Bribery | 0 | 0 | 0 |
| | | | Burglary/Breaking & Entering | 66 | 22 | 17 |
| | | | Counterfeiting/Forgery | 11 | 4 | 3 |
| | | | Destruction/Damage/Vandalism of Property | 216 | 83 | 53 |
| | | | Embezzlement | 7 | 3 | 4 |
| | | | Extortion/Blackmail | 1 | 0 | 0 |
| | | | False Pretenses/Swindle/Confidence Game | 25 | 6 | 3 |
| | | | Credit Card/Automated Teller Machine Fraud | 31 | 5 | 0 |
| | | | Impersonation | 2 | 1 | 1 |
| | | | Welfare Fraud | 1 | 1 | 0 |
| | | | Wire Fraud | 9 | 0 | 0 |
| | | | Identity Theft | 3 | 0 | 0 |
| | | | Hacking/Computer Invasion | 0 | 0 | 0 |
| | | | Robbery | 24 | 7 | 3 |
| | | | Pocket-picking | 0 | 0 | 0 |
| | | | Purse-snatching | 1 | 1 | 1 |
| | | | Shoplifting | 131 | 56 | 55 |
| | | | Theft From Building | 64 | 19 | 18 |
| | | | Theft From Coin Operated Machine or Device | 4 | 2 | 2 |
| | | | Theft From Motor Vehicle | 119 | 8 | 6 |
| | | | Theft of Motor Vehicle Parts/Accessories | 10 | 1 | 1 |
| | | | All Other Larceny | 180 | 18 | 10 |
| | | | Motor Vehicle Theft | 50 | 11 | 10 |
| | | | Stolen Property Offenses | 10 | 10 | 9 |
| | | | Crimes Against Society | | | |
| | | | Drug/Narcotic Violations | 359 | 347 | 336 |
| | | | Drug Equipment Violations | 7 | 7 | 4 |
| | | | Betting/Wagering | 0 | 0 | 0 |
| | | | Operating/Promoting/Assisting Gambling | 0 | 0 | 0 |
| | | | Gambling Equipment Violations | 0 | 0 | 0 |
| | | | Sports Tampering | 0 | 0 | 0 |
| | | | Pornography/Obscene Material | 8 | 2 | 1 |
| | | | Prostitution | 0 | 0 | 0 |
| | | | Assisting or Promoting Prostitution | 3 | 2 | 1 |
| | | | Purchasing Prostitution | 0 | 0 | 0 |
| | | | Weapon Law Violations | 40 | 36 | 19 |
| | | | Animal Cruelty | 0 | 0 | 0 |
| | | | Total Group A Offenses | 1,883 | 1,001 | 819 |
| | | | | | | 56 |
| Group B Arrests | | | | | | |
| Offense | Adult | Juvenile | | | | |
| Bad Checks | 1 | 0 | | | | |
| Curfew/Loitering/Vagrancy Violations | 0 | 0 | | | | |
| Disorderly Conduct | 78 | 25 | | | | |
| Driving Under the Influence | 157 | 1 | | | | |
| Drunkness | 1 | 0 | | | | |
| Family Offenses (Nonviolent) | 4 | 0 | | | | |
| Liquor Law Violations | 63 | 0 | | | | |
| Peeping Tom | 0 | 0 | | | | |
| Trespass of Real Property | 167 | 2 | | | | |
| All Other Offenses | 816 | 18 | | | | |
| Total Group B | 1,287 | 46 | | | | |

(*) Offenses are counted using the FBI Units of Count for Crime

(**) The 'Arrests' column shows arrests made for incidents during the selected period, regardless of arrest date. Arrest counts for the same period may change over time.

Lincoln PD - ME0100400 - NIBRS Agency Crime Overview - 2024

| 2024 Population Estimate | | 4,872 | Offenses (*) | | Arrests (**) | |
|---------------------------------------|--------------|--|--------------|-----------|--------------|----------|
| Offense Overview | | | Reported | Cleared | Adult | Juvenile |
| Group A Offenses | | | | | | |
| Crimes Against Persons | | | | | | |
| Offense Total | 52 | Murder and Nonnegligent Manslaughter | 0 | 0 | 0 | 0 |
| Number Cleared | 45 | Negligent Manslaughter | 1 | 0 | 0 | 0 |
| Percent Cleared | 86.54% | Kidnapping/Abduction | 0 | 0 | 0 | 0 |
| Group A Crimes per 100,000 population | 1,067.3 | All Rape | 0 | 0 | 0 | 0 |
| | | Criminal Sexual Contact | 0 | 0 | 0 | 0 |
| | | Incest | 0 | 0 | 0 | 0 |
| | | Statutory Rape | 0 | 0 | 0 | 0 |
| Arrest Overview | | Aggravated Assault | 0 | 0 | 0 | 0 |
| Total Arrests | 85 | Simple Assault | 7 | 7 | 6 | 0 |
| Adult Arrests | 83 | Intimidation | 0 | 0 | 0 | 0 |
| Juvenile Arrests | 2 | Human Trafficking, Commercial Sex Acts | 0 | 0 | 0 | 0 |
| Unknown Age | 0 | Human Trafficking, Involuntary Servitude | 0 | 0 | 0 | 0 |
| Arrests per 100,000 population | 1,744.7 | Crimes Against Property | | | | |
| Average number offenses/incident | 1.02 | Arson | 0 | 0 | 0 | 0 |
| | | Bribery | 0 | 0 | 0 | 0 |
| | | Burglary/Breaking & Entering | 1 | 1 | 1 | 0 |
| | | Counterfeiting/Forgery | 0 | 0 | 0 | 0 |
| | | Destruction/Damage/Vandalism of Property | 5 | 5 | 4 | 0 |
| | | Embezzlement | 0 | 0 | 0 | 0 |
| | | Extortion/Blackmail | 0 | 0 | 0 | 0 |
| | | False Pretenses/Swindle/Confidence Game | 29 | 25 | 0 | 0 |
| | | Credit Card/Automated Teller Machine Fraud | 0 | 0 | 0 | 0 |
| | | Impersonation | 0 | 0 | 0 | 0 |
| | | Welfare Fraud | 0 | 0 | 0 | 0 |
| | | Wire Fraud | 0 | 0 | 0 | 0 |
| | | Identity Theft | 0 | 0 | 0 | 0 |
| | | Hacking/Computer Invasion | 0 | 0 | 0 | 0 |
| | | Robbery | 0 | 0 | 0 | 0 |
| | | Pocket-picking | 0 | 0 | 0 | 0 |
| | | Purse-snatching | 0 | 0 | 0 | 0 |
| | | Shoplifting | 3 | 3 | 1 | 0 |
| | | Theft From Building | 0 | 0 | 0 | 0 |
| | | Theft From Coin Operated Machine or Device | 0 | 0 | 0 | 0 |
| | | Theft From Motor Vehicle | 0 | 0 | 0 | 0 |
| | | Theft of Motor Vehicle Parts/Accessories | 0 | 0 | 0 | 0 |
| | | All Other Larceny | 3 | 3 | 30 | 0 |
| | | Motor Vehicle Theft | 1 | 0 | 1 | 0 |
| | | Stolen Property Offenses | 0 | 0 | 0 | 0 |
| | | Crimes Against Society | | | | |
| | | Drug/Narcotic Violations | 2 | 1 | 1 | 0 |
| | | Drug Equipment Violations | 0 | 0 | 0 | 0 |
| | | Betting/Wagering | 0 | 0 | 0 | 0 |
| | | Operating/Promoting/Assisting Gambling | 0 | 0 | 0 | 0 |
| | | Gambling Equipment Violations | 0 | 0 | 0 | 0 |
| | | Sports Tampering | 0 | 0 | 0 | 0 |
| | | Pornography/Obscene Material | 0 | 0 | 0 | 0 |
| | | Prostitution | 0 | 0 | 0 | 0 |
| | | Assisting or Promoting Prostitution | 0 | 0 | 0 | 0 |
| | | Purchasing Prostitution | 0 | 0 | 0 | 0 |
| | | Weapon Law Violations | 0 | 0 | 0 | 0 |
| | | Animal Cruelty | 0 | 0 | 0 | 0 |
| | | Total Group A Offenses | 52 | 45 | 44 | 0 |
| Group B Arrests | | | | | | |
| Offense | Adult | Juvenile | | | | |
| Bad Checks | 0 | 0 | | | | |
| Curfew/Loitering/Vagrancy Violations | 0 | 0 | | | | |
| Disorderly Conduct | 5 | 1 | | | | |
| Driving Under the Influence | 16 | 0 | | | | |
| Drunkenness | 0 | 0 | | | | |
| Family Offenses (Nonviolent) | 0 | 0 | | | | |
| Liquor Law Violations | 0 | 1 | | | | |
| Peeping Tom | 0 | 0 | | | | |
| Trespass of Real Property | 8 | 0 | | | | |
| All Other Offenses | 10 | 0 | | | | |
| Total Group B | 39 | 2 | | | | |

(*) Offenses are counted using the FBI Units of Count for Crime

(**) The 'Arrests' column shows arrests made for incidents during the selected period, regardless of arrest date. Arrest counts for the same period may change over time.

Lincoln SO - ME0080000 - NIBRS Agency Crime Overview - 2024

| 2024 Population Estimate | 23,179 | Offenses (*) | | Arrests (**) | | |
|---------------------------------------|--------------|--|------------|--------------|------------|----------|
| | | Reported | Cleared | Adult | Juvenile | |
| Offense Overview | | Group A Offenses | | | | |
| Offense Total | | Crimes Against Persons | | | | |
| Offense Total | 434 | Murder and Nonnegligent Manslaughter | 0 | 0 | 0 | 0 |
| Number Cleared | 233 | Negligent Manslaughter | 0 | 0 | 0 | 0 |
| Percent Cleared | 53.69% | Kidnapping/Abduction | 4 | 4 | 4 | 0 |
| Group A Crimes per 100,000 population | 1,872.4 | All Rape | 10 | 6 | 4 | 1 |
| | | Criminal Sexual Contact | 4 | 1 | 1 | 0 |
| | | Incest | 1 | 1 | 1 | 0 |
| | | Statutory Rape | 2 | 0 | 0 | 0 |
| | | Aggravated Assault | 17 | 16 | 12 | 0 |
| Arrest Overview | | Simple Assault | 83 | 68 | 41 | 4 |
| Total Arrests | 382 | Intimidation | 34 | 24 | 16 | 0 |
| Adult Arrests | 372 | Human Trafficking, Commercial Sex Acts | 0 | 0 | 0 | 0 |
| Juvenile Arrests | 10 | Human Trafficking, Involuntary Servitude | 0 | 0 | 0 | 0 |
| Unknown Age | 0 | Crimes Against Property | | | | |
| Arrests per 100,000 population | 1,648.0 | Arson | 2 | 2 | 0 | 0 |
| Average number offenses/incident | 1.13 | Bribery | 0 | 0 | 0 | 0 |
| | | Burglary/Breaking & Entering | 15 | 5 | 4 | 0 |
| | | Counterfeiting/Forgery | 7 | 3 | 2 | 0 |
| | | Destruction/Damage/Vandalism of Property | 70 | 26 | 12 | 0 |
| | | Embezzlement | 0 | 0 | 0 | 0 |
| | | Extortion/Blackmail | 1 | 0 | 0 | 0 |
| | | False Pretenses/Swindle/Confidence Game | 40 | 10 | 6 | 0 |
| | | Credit Card/Automated Teller Machine Fraud | 5 | 1 | 3 | 0 |
| | | Impersonation | 2 | 0 | 0 | 0 |
| | | Welfare Fraud | 0 | 0 | 0 | 0 |
| | | Wire Fraud | 2 | 0 | 0 | 0 |
| | | Identity Theft | 0 | 0 | 0 | 0 |
| | | Hacking/Computer Invasion | 0 | 0 | 0 | 0 |
| | | Robbery | 0 | 0 | 0 | 0 |
| | | Pocket-picking | 0 | 0 | 0 | 0 |
| | | Purse-snatching | 0 | 0 | 0 | 0 |
| | | Shoplifting | 2 | 1 | 1 | 0 |
| | | Theft From Building | 13 | 4 | 2 | 0 |
| | | Theft From Coin Operated Machine or Device | 0 | 0 | 0 | 0 |
| | | Theft From Motor Vehicle | 6 | 3 | 1 | 1 |
| | | Theft of Motor Vehicle Parts/Accessories | 0 | 0 | 0 | 0 |
| | | All Other Larceny | 53 | 12 | 7 | 0 |
| | | Motor Vehicle Theft | 5 | 3 | 3 | 0 |
| | | Stolen Property Offenses | 0 | 0 | 0 | 0 |
| | | Crimes Against Society | | | | |
| | | Drug/Narcotic Violations | 43 | 34 | 29 | 0 |
| | | Drug Equipment Violations | 8 | 5 | 3 | 0 |
| | | Betting/Wagering | 0 | 0 | 0 | 0 |
| | | Operating/Promoting/Assisting Gambling | 0 | 0 | 0 | 0 |
| | | Gambling Equipment Violations | 0 | 0 | 0 | 0 |
| | | Sports Tampering | 0 | 0 | 0 | 0 |
| | | Pornography/Obscene Material | 2 | 1 | 0 | 0 |
| | | Prostitution | 0 | 0 | 0 | 0 |
| | | Assisting or Promoting Prostitution | 0 | 0 | 0 | 0 |
| | | Purchasing Prostitution | 0 | 0 | 0 | 0 |
| | | Weapon Law Violations | 3 | 3 | 2 | 0 |
| | | Animal Cruelty | 0 | 0 | 0 | 0 |
| | | Total Group A Offenses | 434 | 233 | 154 | 6 |
| Group B Arrests | | | | | | |
| Offense | Adult | Juvenile | | | | |
| Bad Checks | 1 | 0 | | | | |
| Curfew/Loitering/Vagrancy Violations | 0 | 0 | | | | |
| Disorderly Conduct | 2 | 0 | | | | |
| Driving Under the Influence | 67 | 0 | | | | |
| Drunkness | 0 | 0 | | | | |
| Family Offenses (Nonviolent) | 5 | 0 | | | | |
| Liquor Law Violations | 12 | 3 | | | | |
| Peeping Tom | 0 | 0 | | | | |
| Trespass of Real Property | 11 | 0 | | | | |
| All Other Offenses | 120 | 1 | | | | |
| Total Group B | 218 | 4 | | | | |

(*) Offenses are counted using the FBI Units of Count for Crime

(**) The 'Arrests' column shows arrests made for incidents during the selected period, regardless of arrest date. Arrest counts for the same period may change over time.

Lisbon PD - ME0010500 - NIBRS Agency Crime Overview - 2024

| 2024 Population Estimate | | 9,731 | Offenses (*) | | Arrests (**) | |
|---------------------------------------|--------------|-----------------|--|------------|--------------|-----------|
| Offense Overview | | | Reported | Cleared | Adult | Juvenile |
| Group A Offenses | | | | | | |
| Crimes Against Persons | | | | | | |
| Offense Total | 180 | | Murder and Nonnegligent Manslaughter | 0 | 0 | 0 |
| Number Cleared | 44 | | Negligent Manslaughter | 0 | 0 | 0 |
| Percent Cleared | 24.44% | | Kidnapping/Abduction | 0 | 0 | 0 |
| Group A Crimes per 100,000 population | 1,849.8 | | All Rape | 2 | 0 | 0 |
| | | | Criminal Sexual Contact | 6 | 0 | 0 |
| | | | Incest | 0 | 0 | 0 |
| | | | Statutory Rape | 2 | 0 | 0 |
| | | | Aggravated Assault | 1 | 1 | 1 |
| | | | Simple Assault | 26 | 13 | 8 |
| | | | Intimidation | 12 | 4 | 2 |
| | | | Human Trafficking, Commercial Sex Acts | 0 | 0 | 0 |
| | | | Human Trafficking, Involuntary Servitude | 0 | 0 | 0 |
| | | | Crimes Against Property | | | |
| | | | Arson | 0 | 0 | 0 |
| | | | Bribery | 0 | 0 | 0 |
| | | | Burglary/Breaking & Entering | 10 | 3 | 2 |
| | | | Counterfeiting/Forgery | 5 | 2 | 0 |
| | | | Destruction/Damage/Vandalism of Property | 37 | 6 | 1 |
| | | | Embezzlement | 0 | 0 | 0 |
| | | | Extortion/Blackmail | 0 | 0 | 0 |
| | | | False Pretenses/Swindle/Confidence Game | 14 | 2 | 2 |
| | | | Credit Card/Automated Teller Machine Fraud | 2 | 0 | 0 |
| | | | Impersonation | 0 | 0 | 0 |
| | | | Welfare Fraud | 0 | 0 | 0 |
| | | | Wire Fraud | 0 | 0 | 0 |
| | | | Identity Theft | 0 | 0 | 0 |
| | | | Hacking/Computer Invasion | 0 | 0 | 0 |
| | | | Robbery | 1 | 0 | 0 |
| | | | Pocket-picking | 0 | 0 | 0 |
| | | | Purse-snatching | 0 | 0 | 0 |
| | | | Shoplifting | 0 | 0 | 0 |
| | | | Theft From Building | 1 | 0 | 0 |
| | | | Theft From Coin Operated Machine or Device | 0 | 0 | 0 |
| | | | Theft From Motor Vehicle | 5 | 0 | 0 |
| | | | Theft of Motor Vehicle Parts/Accessories | 0 | 0 | 0 |
| | | | All Other Larceny | 40 | 7 | 5 |
| | | | Motor Vehicle Theft | 6 | 0 | 0 |
| | | | Stolen Property Offenses | 0 | 0 | 0 |
| | | | Crimes Against Society | | | |
| | | | Drug/Narcotic Violations | 5 | 4 | 3 |
| | | | Drug Equipment Violations | 3 | 2 | 1 |
| | | | Betting/Wagering | 0 | 0 | 0 |
| | | | Operating/Promoting/Assisting Gambling | 0 | 0 | 0 |
| | | | Gambling Equipment Violations | 0 | 0 | 0 |
| | | | Sports Tampering | 0 | 0 | 0 |
| | | | Pornography/Obscene Material | 1 | 0 | 0 |
| | | | Prostitution | 0 | 0 | 0 |
| | | | Assisting or Promoting Prostitution | 0 | 0 | 0 |
| | | | Purchasing Prostitution | 0 | 0 | 0 |
| | | | Weapon Law Violations | 0 | 0 | 0 |
| | | | Animal Cruelty | 1 | 0 | 0 |
| | | | Total Group A Offenses | 180 | 44 | 25 |
| Group B Arrests | | | | | | |
| Offense | Adult | Juvenile | | | | |
| Bad Checks | 0 | 0 | | | | |
| Curfew/Loitering/Vagrancy Violations | 0 | 2 | | | | |
| Disorderly Conduct | 4 | 0 | | | | |
| Driving Under the Influence | 13 | 0 | | | | |
| Drunkenness | 1 | 0 | | | | |
| Family Offenses (Nonviolent) | 1 | 0 | | | | |
| Liquor Law Violations | 3 | 5 | | | | |
| Peeping Tom | 0 | 0 | | | | |
| Trespass of Real Property | 1 | 0 | | | | |
| All Other Offenses | 53 | 2 | | | | |
| Total Group B | 76 | 9 | | | | |

(*) Offenses are counted using the FBI Units of Count for Crime

(**) The 'Arrests' column shows arrests made for incidents during the selected period, regardless of arrest date. Arrest counts for the same period may change over time.

Livermore Falls PD - ME0010300 - NIBRS Agency Crime Overview - 2024

| 2024 Population Estimate | | 3,123 | Offenses (*) | | Arrests (**) | | |
|---------------------------------------|--------------|-----------------|--|------------|--------------|-----------|-----------|
| Offense Overview | | | Reported | Cleared | Adult | Juvenile | |
| Group A Offenses | | | | | | | |
| Crimes Against Persons | | | | | | | |
| Offense Total | 161 | | Murder and Nonnegligent Manslaughter | 0 | 0 | 0 | 0 |
| Number Cleared | 79 | | Negligent Manslaughter | 0 | 0 | 0 | 0 |
| Percent Cleared | 49.07% | | Kidnapping/Abduction | 0 | 0 | 0 | 0 |
| Group A Crimes per 100,000 population | 5,155.3 | | All Rape | 2 | 0 | 0 | 0 |
| | | | Criminal Sexual Contact | 1 | 0 | 0 | 0 |
| | | | Incest | 0 | 0 | 0 | 0 |
| | | | Statutory Rape | 0 | 0 | 0 | 0 |
| Arrest Overview | | | Aggravated Assault | 2 | 2 | 2 | 0 |
| Total Arrests | 135 | | Simple Assault | 34 | 26 | 13 | 7 |
| Adult Arrests | 88 | | Intimidation | 15 | 6 | 2 | 0 |
| Juvenile Arrests | 47 | | Human Trafficking, Commercial Sex Acts | 0 | 0 | 0 | 0 |
| Unknown Age | 0 | | Human Trafficking, Involuntary Servitude | 0 | 0 | 0 | 0 |
| Arrests per 100,000 population | 4,322.8 | | Crimes Against Property | | | | |
| Average number offenses/incident | 1.14 | | Arson | 1 | 1 | 1 | 0 |
| | | | Bribery | 0 | 0 | 0 | 0 |
| | | | Burglary/Breaking & Entering | 7 | 1 | 1 | 2 |
| | | | Counterfeiting/Forgery | 1 | 1 | 0 | 0 |
| | | | Destruction/Damage/Vandalism of Property | 20 | 8 | 2 | 2 |
| | | | Embezzlement | 0 | 0 | 0 | 0 |
| | | | Extortion/Blackmail | 0 | 0 | 0 | 0 |
| | | | False Pretenses/Swindle/Confidence Game | 8 | 0 | 0 | 0 |
| | | | Credit Card/Automated Teller Machine Fraud | 2 | 0 | 0 | 0 |
| | | | Impersonation | 1 | 1 | 0 | 0 |
| | | | Welfare Fraud | 0 | 0 | 0 | 0 |
| | | | Wire Fraud | 0 | 0 | 0 | 0 |
| | | | Identity Theft | 0 | 0 | 0 | 0 |
| | | | Hacking/Computer Invasion | 0 | 0 | 0 | 0 |
| | | | Robbery | 0 | 0 | 0 | 0 |
| | | | Pocket-picking | 0 | 0 | 0 | 0 |
| | | | Purse-snatching | 0 | 0 | 0 | 0 |
| | | | Shoplifting | 0 | 0 | 0 | 0 |
| | | | Theft From Building | 0 | 0 | 0 | 0 |
| | | | Theft From Coin Operated Machine or Device | 0 | 0 | 0 | 0 |
| | | | Theft From Motor Vehicle | 1 | 1 | 0 | 0 |
| | | | Theft of Motor Vehicle Parts/Accessories | 0 | 0 | 0 | 0 |
| | | | All Other Larceny | 41 | 17 | 8 | 7 |
| | | | Motor Vehicle Theft | 14 | 5 | 1 | 4 |
| | | | Stolen Property Offenses | 0 | 0 | 0 | 0 |
| | | | Crimes Against Society | | | | |
| | | | Drug/Narcotic Violations | 7 | 7 | 3 | 0 |
| | | | Drug Equipment Violations | 1 | 1 | 0 | 1 |
| | | | Betting/Wagering | 0 | 0 | 0 | 0 |
| | | | Operating/Promoting/Assisting Gambling | 0 | 0 | 0 | 0 |
| | | | Gambling Equipment Violations | 0 | 0 | 0 | 0 |
| | | | Sports Tampering | 0 | 0 | 0 | 0 |
| | | | Pornography/Obscene Material | 2 | 1 | 0 | 0 |
| | | | Prostitution | 0 | 0 | 0 | 0 |
| | | | Assisting or Promoting Prostitution | 0 | 0 | 0 | 0 |
| | | | Purchasing Prostitution | 0 | 0 | 0 | 0 |
| | | | Weapon Law Violations | 1 | 1 | 1 | 0 |
| | | | Animal Cruelty | 0 | 0 | 0 | 0 |
| | | | Total Group A Offenses | 161 | 79 | 34 | 23 |
| Group B Arrests | | | | | | | |
| Offense | Adult | Juvenile | | | | | |
| Bad Checks | 0 | 0 | | | | | |
| Curfew/Loitering/Vagrancy Violations | 0 | 0 | | | | | |
| Disorderly Conduct | 0 | 8 | | | | | |
| Driving Under the Influence | 8 | 2 | | | | | |
| Drunkness | 0 | 0 | | | | | |
| Family Offenses (Nonviolent) | 1 | 0 | | | | | |
| Liquor Law Violations | 1 | 7 | | | | | |
| Peeping Tom | 0 | 0 | | | | | |
| Trespass of Real Property | 5 | 0 | | | | | |
| All Other Offenses | 39 | 7 | | | | | |
| Total Group B | 54 | 24 | | | | | |

(*) Offenses are counted using the FBI Units of Count for Crime

(**) The 'Arrests' column shows arrests made for incidents during the selected period, regardless of arrest date. Arrest counts for the same period may change over time.

Machias PD - ME0150300 - NIBRS Agency Crime Overview - 2024

| 2024 Population Estimate | | 2,082 | | Offenses (*) | | Arrests (**) | |
|---------------------------------------|--------------|--|--|-------------------------|-----------|--------------|----------|
| | | | | Reported | Cleared | Adult | Juvenile |
| Offense Overview | | | | Group A Offenses | | | |
| Crimes Against Persons | | | | | | | |
| Offense Total | 46 | Murder and Nonnegligent Manslaughter | | 0 | 0 | 0 | 0 |
| Number Cleared | 12 | Negligent Manslaughter | | 0 | 0 | 0 | 0 |
| Percent Cleared | 26.09% | Kidnapping/Abduction | | 0 | 0 | 0 | 0 |
| Group A Crimes per 100,000 population | 2,209.4 | All Rape | | 1 | 0 | 0 | 0 |
| | | Criminal Sexual Contact | | 0 | 0 | 0 | 0 |
| | | Incest | | 0 | 0 | 0 | 0 |
| | | Statutory Rape | | 0 | 0 | 0 | 0 |
| Arrest Overview | | Aggravated Assault | | 1 | 0 | 0 | 0 |
| Total Arrests | 34 | Simple Assault | | 10 | 5 | 5 | 0 |
| Adult Arrests | 34 | Intimidation | | 2 | 0 | 0 | 0 |
| Juvenile Arrests | 0 | Human Trafficking, Commercial Sex Acts | | 0 | 0 | 0 | 0 |
| Unknown Age | 0 | Human Trafficking, Involuntary Servitude | | 0 | 0 | 0 | 0 |
| Arrests per 100,000 population | 1,633.0 | Crimes Against Property | | | | | |
| Average number offenses/incident | 1.10 | Arson | | 0 | 0 | 0 | 0 |
| | | Bribery | | 0 | 0 | 0 | 0 |
| | | Burglary/Breaking & Entering | | 3 | 0 | 0 | 0 |
| | | Counterfeiting/Forgery | | 0 | 0 | 0 | 0 |
| | | Destruction/Damage/Vandalism of Property | | 12 | 1 | 1 | 0 |
| | | Embezzlement | | 0 | 0 | 0 | 0 |
| | | Extortion/Blackmail | | 0 | 0 | 0 | 0 |
| | | False Pretenses/Swindle/Confidence Game | | 0 | 0 | 0 | 0 |
| | | Credit Card/Automated Teller Machine Fraud | | 0 | 0 | 0 | 0 |
| | | Impersonation | | 1 | 0 | 0 | 0 |
| | | Welfare Fraud | | 0 | 0 | 0 | 0 |
| | | Wire Fraud | | 0 | 0 | 0 | 0 |
| | | Identity Theft | | 0 | 0 | 0 | 0 |
| | | Hacking/Computer Invasion | | 0 | 0 | 0 | 0 |
| | | Robbery | | 1 | 1 | 1 | 0 |
| | | Pocket-picking | | 0 | 0 | 0 | 0 |
| | | Purse-snatching | | 0 | 0 | 0 | 0 |
| | | Shoplifting | | 0 | 0 | 0 | 0 |
| | | Theft From Building | | 2 | 1 | 0 | 0 |
| | | Theft From Coin Operated Machine or Device | | 0 | 0 | 0 | 0 |
| | | Theft From Motor Vehicle | | 0 | 0 | 0 | 0 |
| | | Theft of Motor Vehicle Parts/Accessories | | 0 | 0 | 0 | 0 |
| | | All Other Larceny | | 9 | 2 | 3 | 0 |
| | | Motor Vehicle Theft | | 0 | 0 | 0 | 0 |
| | | Stolen Property Offenses | | 0 | 0 | 0 | 0 |
| | | Crimes Against Society | | | | | |
| | | Drug/Narcotic Violations | | 2 | 2 | 1 | 0 |
| | | Drug Equipment Violations | | 1 | 0 | 0 | 0 |
| | | Betting/Wagering | | 0 | 0 | 0 | 0 |
| | | Operating/Promoting/Assisting Gambling | | 0 | 0 | 0 | 0 |
| | | Gambling Equipment Violations | | 0 | 0 | 0 | 0 |
| | | Sports Tampering | | 0 | 0 | 0 | 0 |
| | | Pornography/Obscene Material | | 0 | 0 | 0 | 0 |
| | | Prostitution | | 0 | 0 | 0 | 0 |
| | | Assisting or Promoting Prostitution | | 0 | 0 | 0 | 0 |
| | | Purchasing Prostitution | | 0 | 0 | 0 | 0 |
| | | Weapon Law Violations | | 1 | 0 | 0 | 0 |
| | | Animal Cruelty | | 0 | 0 | 0 | 0 |
| | | Total Group A Offenses | | 46 | 12 | 11 | 0 |
| Group B Arrests | | | | | | | |
| Offense | Adult | Juvenile | | | | | |
| Bad Checks | 0 | 0 | Credit Card/Automated Teller Machine Fraud | | | | |
| Curfew/Loitering/Vagrancy Violations | 0 | 0 | Impersonation | | | | |
| Disorderly Conduct | 2 | 0 | Welfare Fraud | | | | |
| Driving Under the Influence | 2 | 0 | Wire Fraud | | | | |
| Drunkenness | 0 | 0 | Identity Theft | | | | |
| Family Offenses (Nonviolent) | 0 | 0 | Hacking/Computer Invasion | | | | |
| Liquor Law Violations | 0 | 0 | Robbery | | | | |
| Peeping Tom | 0 | 0 | Pocket-picking | | | | |
| Trespass of Real Property | 0 | 0 | Purse-snatching | | | | |
| All Other Offenses | 19 | 0 | Shoplifting | | | | |
| Total Group B | 23 | 0 | Theft From Building | | | | |
| | | | Theft From Coin Operated Machine or Device | | | | |
| | | | Theft From Motor Vehicle | | | | |
| | | | Theft of Motor Vehicle Parts/Accessories | | | | |
| | | | All Other Larceny | | | | |
| | | | Motor Vehicle Theft | | | | |
| | | | Stolen Property Offenses | | | | |

(*) Offenses are counted using the FBI Units of Count for Crime

(**) The 'Arrests' column shows arrests made for incidents during the selected period, regardless of arrest date. Arrest counts for the same period may change over time.

Madawaska PD - ME0020500 - NIBRS Agency Crime Overview - 2024

| 2024 Population Estimate | | 3,863 | Offenses (*) | | Arrests (**) | |
|---------------------------------------|--------------|--|--------------|-----------|--------------|----------|
| Offense Overview | | | Reported | Cleared | Adult | Juvenile |
| Group A Offenses | | | | | | |
| Crimes Against Persons | | | | | | |
| Offense Total | 76 | Murder and Nonnegligent Manslaughter | 0 | 0 | 0 | 0 |
| Number Cleared | 62 | Negligent Manslaughter | 0 | 0 | 0 | 0 |
| Percent Cleared | 81.58% | Kidnapping/Abduction | 0 | 0 | 0 | 0 |
| Group A Crimes per 100,000 population | 1,967.4 | All Rape | 0 | 0 | 1 | 1 |
| | | Criminal Sexual Contact | 6 | 6 | 4 | 0 |
| | | Incest | 0 | 0 | 0 | 0 |
| | | Statutory Rape | 1 | 1 | 0 | 0 |
| | | Aggravated Assault | 0 | 0 | 0 | 0 |
| Arrest Overview | | Simple Assault | 19 | 17 | 14 | 0 |
| Total Arrests | 135 | Intimidation | 13 | 11 | 10 | 0 |
| Adult Arrests | 122 | Human Trafficking, Commercial Sex Acts | 0 | 0 | 0 | 0 |
| Juvenile Arrests | 13 | Human Trafficking, Involuntary Servitude | 0 | 0 | 0 | 0 |
| Unknown Age | 0 | Crimes Against Property | | | | |
| Arrests per 100,000 population | 3,494.7 | Arson | 0 | 0 | 0 | 0 |
| Average number offenses/incident | 1.10 | Bribery | 0 | 0 | 0 | 0 |
| | | Burglary/Breaking & Entering | 4 | 3 | 1 | 0 |
| | | Counterfeiting/Forgery | 0 | 0 | 0 | 0 |
| | | Destruction/Damage/Vandalism of Property | 6 | 3 | 3 | 1 |
| | | Embezzlement | 0 | 0 | 0 | 0 |
| | | Extortion/Blackmail | 0 | 0 | 0 | 0 |
| | | False Pretenses/Swindle/Confidence Game | 3 | 2 | 2 | 0 |
| | | Credit Card/Automated Teller Machine Fraud | 1 | 1 | 0 | 0 |
| | | Impersonation | 0 | 0 | 0 | 0 |
| | | Welfare Fraud | 0 | 0 | 0 | 0 |
| | | Wire Fraud | 0 | 0 | 0 | 0 |
| | | Identity Theft | 0 | 0 | 0 | 0 |
| | | Hacking/Computer Invasion | 0 | 0 | 0 | 0 |
| | | Robbery | 0 | 0 | 0 | 0 |
| | | Pocket-picking | 0 | 0 | 0 | 0 |
| | | Purse-snatching | 0 | 0 | 0 | 0 |
| | | Shoplifting | 8 | 6 | 1 | 0 |
| | | Theft From Building | 1 | 0 | 0 | 0 |
| | | Theft From Coin Operated Machine or Device | 0 | 0 | 0 | 0 |
| | | Theft From Motor Vehicle | 0 | 0 | 0 | 0 |
| | | Theft of Motor Vehicle Parts/Accessories | 0 | 0 | 0 | 0 |
| | | All Other Larceny | 2 | 1 | 7 | 1 |
| | | Motor Vehicle Theft | 2 | 2 | 0 | 0 |
| | | Stolen Property Offenses | 0 | 0 | 0 | 0 |
| | | Crimes Against Society | | | | |
| | | Drug/Narcotic Violations | 7 | 7 | 7 | 0 |
| | | Drug Equipment Violations | 0 | 0 | 0 | 0 |
| | | Betting/Wagering | 0 | 0 | 0 | 0 |
| | | Operating/Promoting/Assisting Gambling | 0 | 0 | 0 | 0 |
| | | Gambling Equipment Violations | 0 | 0 | 0 | 0 |
| | | Sports Tampering | 0 | 0 | 0 | 0 |
| | | Pornography/Obscene Material | 1 | 0 | 0 | 0 |
| | | Prostitution | 0 | 0 | 0 | 0 |
| | | Assisting or Promoting Prostitution | 0 | 0 | 0 | 0 |
| | | Purchasing Prostitution | 0 | 0 | 0 | 0 |
| | | Weapon Law Violations | 1 | 1 | 1 | 0 |
| | | Animal Cruelty | 1 | 1 | 0 | 0 |
| | | Total Group A Offenses | 76 | 62 | 51 | 3 |
| Group B Arrests | | | | | | |
| Offense | Adult | Juvenile | | | | |
| Bad Checks | 0 | 0 | | | | |
| Curfew/Loitering/Vagrancy Violations | 0 | 0 | | | | |
| Disorderly Conduct | 0 | 7 | | | | |
| Driving Under the Influence | 25 | 1 | | | | |
| Drunkness | 0 | 0 | | | | |
| Family Offenses (Nonviolent) | 0 | 0 | | | | |
| Liquor Law Violations | 0 | 0 | | | | |
| Peeping Tom | 0 | 0 | | | | |
| Trespass of Real Property | 4 | 1 | | | | |
| All Other Offenses | 42 | 1 | | | | |
| Total Group B | 71 | 10 | | | | |

(*) Offenses are counted using the FBI Units of Count for Crime

(**) The 'Arrests' column shows arrests made for incidents during the selected period, regardless of arrest date. Arrest counts for the same period may change over time.

Maine - ME - NIBRS Agency Crime Overview - 2024

| 2024 Population Estimate | | 1,476,360 | | Offenses (*) | | Arrests (**) | | |
|---------------------------------------|--|---------------|-----------------|--|---------|--------------|----------|--|
| | | | | Reported | Cleared | Adult | Juvenile | |
| Offense Overview | | | | Group A Offenses | | | | |
| Offense Total | | | | Crimes Against Persons | | | | |
| 42,559 | | | | Murder and Nonnegligent Manslaughter | | | | |
| 17,963 | | | | Negligent Manslaughter | | | | |
| 42.21% | | | | Kidnapping/Abduction | | | | |
| 2,882.7 | | | | All Rape | | | | |
| Group A Crimes per 100,000 population | | | | Criminal Sexual Contact | | | | |
| | | | | Incest | | | | |
| | | | | Statutory Rape | | | | |
| | | | | Aggravated Assault | | | | |
| Arrest Overview | | | | Simple Assault | | | | |
| 31,967 | | | | Intimidation | | | | |
| 30,144 | | | | Human Trafficking, Commercial Sex Acts | | | | |
| 1,822 | | | | Human Trafficking, Involuntary Servitude | | | | |
| 1 | | | | Crimes Against Property | | | | |
| Arrests per 100,000 population | | | | Arson | | | | |
| 2,165.3 | | | | Bribery | | | | |
| | | | | Burglary/Breaking & Entering | | | | |
| 1.11 | | | | Counterfeiting/Forgery | | | | |
| Average number offenses/incident | | | | Destruction/Damage/Vandalism of Property | | | | |
| | | | | Embezzlement | | | | |
| | | | | Extortion/Blackmail | | | | |
| | | | | False Pretenses/Swindle/Confidence Game | | | | |
| | | | | Credit Card/Automated Teller Machine Fraud | | | | |
| | | | | Impersonation | | | | |
| | | | | Welfare Fraud | | | | |
| | | | | Wire Fraud | | | | |
| | | | | Identity Theft | | | | |
| | | | | Hacking/Computer Invasion | | | | |
| | | | | Robbery | | | | |
| | | | | Pocket-picking | | | | |
| | | | | Purse-snatching | | | | |
| | | | | Shoplifting | | | | |
| | | | | Theft From Building | | | | |
| | | | | Theft From Coin Operated Machine or Device | | | | |
| | | | | Theft From Motor Vehicle | | | | |
| | | | | Theft of Motor Vehicle Parts/Accessories | | | | |
| | | | | All Other Larceny | | | | |
| | | | | Motor Vehicle Theft | | | | |
| | | | | Stolen Property Offenses | | | | |
| | | | | Crimes Against Society | | | | |
| | | | | Drug/Narcotic Violations | | | | |
| | | | | Drug Equipment Violations | | | | |
| | | | | Betting/Wagering | | | | |
| | | | | Operating/Promoting/Assisting Gambling | | | | |
| | | | | Gambling Equipment Violations | | | | |
| | | | | Sports Tampering | | | | |
| | | | | Pornography/Obscene Material | | | | |
| | | | | Prostitution | | | | |
| | | | | Assisting or Promoting Prostitution | | | | |
| | | | | Purchasing Prostitution | | | | |
| | | | | Weapon Law Violations | | | | |
| | | | | Animal Cruelty | | | | |
| | | | | Total Group A Offenses | | | | |
| | | | | Group B Arrests | | | | |
| Offense | | Adult | Juvenile | | | | | |
| Bad Checks | | 17 | 0 | Credit Card/Automated Teller Machine Fraud | | | | |
| Curfew/Loitering/Vagrancy Violations | | 1 | 4 | Impersonation | | | | |
| Disorderly Conduct | | 801 | 93 | Welfare Fraud | | | | |
| Driving Under the Influence | | 4,211 | 28 | Wire Fraud | | | | |
| Drunkenness | | 4 | 0 | Identity Theft | | | | |
| Family Offenses (Nonviolent) | | 114 | 0 | Hacking/Computer Invasion | | | | |
| Liquor Law Violations | | 416 | 192 | Robbery | | | | |
| Peeping Tom | | 0 | 0 | Pocket-picking | | | | |
| Trespass of Real Property | | 1,293 | 62 | Purse-snatching | | | | |
| All Other Offenses | | 10,216 | 222 | Shoplifting | | | | |
| Total Group B | | 17,073 | 601 | Theft From Building | | | | |
| | | | | Theft From Coin Operated Machine or Device | | | | |
| | | | | Theft From Motor Vehicle | | | | |
| | | | | Theft of Motor Vehicle Parts/Accessories | | | | |
| | | | | All Other Larceny | | | | |
| | | | | Motor Vehicle Theft | | | | |
| | | | | Stolen Property Offenses | | | | |
| | | | | Drug/Narcotic Violations | | | | |
| | | | | Drug Equipment Violations | | | | |
| | | | | Betting/Wagering | | | | |
| | | | | Operating/Promoting/Assisting Gambling | | | | |
| | | | | Gambling Equipment Violations | | | | |
| | | | | Sports Tampering | | | | |
| | | | | Pornography/Obscene Material | | | | |
| | | | | Prostitution | | | | |
| | | | | Assisting or Promoting Prostitution | | | | |
| | | | | Purchasing Prostitution | | | | |
| | | | | Weapon Law Violations | | | | |
| | | | | Animal Cruelty | | | | |
| | | | | Total Group A Offenses | | | | |

(*) Offenses are counted using the FBI Units of Count for Crime

(**) The 'Arrests' column shows arrests made for incidents during the selected period, regardless of arrest date. Arrest counts for the same period may change over time.

Maine Drug Enforcement Agency - MEMDEA000 - NIBRS Agency Crime Overview - 2024

| 2024 Population Estimate | N/A | Offenses (*) | | Arrests (**) | | |
|---------------------------------------|--------------|--|------------|--------------|------------|----------|
| | | Reported | Cleared | Adult | Juvenile | |
| Offense Overview | | Group A Offenses | | | | |
| Offense Total | 416 | Crimes Against Persons | | | | |
| Number Cleared | 247 | Murder and Nonnegligent Manslaughter | 0 | 0 | 0 | 0 |
| Percent Cleared | 59.38% | Negligent Manslaughter | 0 | 0 | 0 | 0 |
| Group A Crimes per 100,000 population | N/A | Kidnapping/Abduction | 0 | 0 | 0 | 0 |
| | | All Rape | 0 | 0 | 0 | 0 |
| | | Criminal Sexual Contact | 0 | 0 | 0 | 0 |
| | | Incest | 0 | 0 | 0 | 0 |
| | | Statutory Rape | 0 | 0 | 0 | 0 |
| Arrest Overview | | Aggravated Assault | 1 | 0 | 0 | 0 |
| Total Arrests | 294 | Simple Assault | 0 | 0 | 0 | 0 |
| Adult Arrests | 293 | Intimidation | 0 | 0 | 0 | 0 |
| Juvenile Arrests | 1 | Human Trafficking, Commercial Sex Acts | 0 | 0 | 0 | 0 |
| Unknown Age | 0 | Human Trafficking, Involuntary Servitude | 0 | 0 | 0 | 0 |
| Arrests per 100,000 population | N/A | Crimes Against Property | | | | |
| Average number offenses/incident | 1.03 | Arson | 0 | 0 | 0 | 0 |
| | | Bribery | 0 | 0 | 0 | 0 |
| | | Burglary/Breaking & Entering | 0 | 0 | 0 | 0 |
| | | Counterfeiting/Forgery | 1 | 1 | 0 | 0 |
| | | Destruction/Damage/Vandalism of Property | 0 | 0 | 0 | 0 |
| | | Embezzlement | 0 | 0 | 0 | 0 |
| | | Extortion/Blackmail | 0 | 0 | 0 | 0 |
| | | False Pretenses/Swindle/Confidence Game | 1 | 0 | 0 | 0 |
| | | Credit Card/Automated Teller Machine Fraud | 0 | 0 | 0 | 0 |
| | | Impersonation | 0 | 0 | 0 | 0 |
| | | Welfare Fraud | 0 | 0 | 0 | 0 |
| | | Wire Fraud | 0 | 0 | 0 | 0 |
| | | Identity Theft | 0 | 0 | 0 | 0 |
| | | Hacking/Computer Invasion | 0 | 0 | 0 | 0 |
| | | Robbery | 0 | 0 | 0 | 0 |
| | | Pocket-picking | 0 | 0 | 0 | 0 |
| | | Purse-snatching | 0 | 0 | 0 | 0 |
| | | Shoplifting | 0 | 0 | 0 | 0 |
| | | Theft From Building | 0 | 0 | 0 | 0 |
| | | Theft From Coin Operated Machine or Device | 0 | 0 | 0 | 0 |
| | | Theft From Motor Vehicle | 0 | 0 | 0 | 0 |
| | | Theft of Motor Vehicle Parts/Accessories | 0 | 0 | 0 | 0 |
| | | All Other Larceny | 1 | 1 | 1 | 0 |
| | | Motor Vehicle Theft | 0 | 0 | 0 | 0 |
| | | Stolen Property Offenses | 1 | 1 | 2 | 0 |
| | | Crimes Against Society | | | | |
| | | Drug/Narcotic Violations | 401 | 235 | 271 | 1 |
| | | Drug Equipment Violations | 0 | 0 | 0 | 0 |
| | | Betting/Wagering | 0 | 0 | 0 | 0 |
| | | Operating/Promoting/Assisting Gambling | 0 | 0 | 0 | 0 |
| | | Gambling Equipment Violations | 0 | 0 | 0 | 0 |
| | | Sports Tampering | 0 | 0 | 0 | 0 |
| | | Pornography/Obscene Material | 0 | 0 | 0 | 0 |
| | | Prostitution | 0 | 0 | 0 | 0 |
| | | Assisting or Promoting Prostitution | 0 | 0 | 0 | 0 |
| | | Purchasing Prostitution | 0 | 0 | 0 | 0 |
| | | Weapon Law Violations | 10 | 9 | 4 | 0 |
| | | Animal Cruelty | 0 | 0 | 0 | 0 |
| | | Total Group A Offenses | 416 | 247 | 278 | 1 |
| Group B Arrests | | | | | | |
| Offense | Adult | Juvenile | | | | |
| Bad Checks | 0 | 0 | | | | |
| Curfew/Loitering/Vagrancy Violations | 0 | 0 | | | | |
| Disorderly Conduct | 0 | 0 | | | | |
| Driving Under the Influence | 0 | 0 | | | | |
| Drunkenness | 0 | 0 | | | | |
| Family Offenses (Nonviolent) | 1 | 0 | | | | |
| Liquor Law Violations | 0 | 0 | | | | |
| Peeping Tom | 0 | 0 | | | | |
| Trespass of Real Property | 0 | 0 | | | | |
| All Other Offenses | 14 | 0 | | | | |
| Total Group B | 15 | 0 | | | | |

(*) Offenses are counted using the FBI Units of Count for Crime

(**) The 'Arrests' column shows arrests made for incidents during the selected period, regardless of arrest date. Arrest counts for the same period may change over time.

Mechanic Falls PD - ME0010600 - NIBRS Agency Crime Overview - 2024

| 2024 Population Estimate | | 3,143 | | Offenses (*) | | Arrests (**) | |
|---------------------------------------|--------------|--|--|-------------------------|-----------|--------------|----------|
| | | | | Reported | Cleared | Adult | Juvenile |
| Offense Overview | | | | Group A Offenses | | | |
| Crimes Against Persons | | | | | | | |
| Offense Total | 72 | Murder and Nonnegligent Manslaughter | | 2 | 2 | 0 | 0 |
| Number Cleared | 29 | Negligent Manslaughter | | 0 | 0 | 0 | 0 |
| Percent Cleared | 40.28% | Kidnapping/Abduction | | 0 | 0 | 0 | 0 |
| Group A Crimes per 100,000 population | 2,290.8 | All Rape | | 2 | 0 | 0 | 0 |
| | | Criminal Sexual Contact | | 0 | 0 | 0 | 0 |
| | | Incest | | 1 | 0 | 0 | 0 |
| | | Statutory Rape | | 1 | 1 | 1 | 0 |
| | | Aggravated Assault | | 3 | 2 | 2 | 0 |
| | | Simple Assault | | 14 | 9 | 6 | 2 |
| | | Intimidation | | 9 | 7 | 3 | 0 |
| | | Human Trafficking, Commercial Sex Acts | | 0 | 0 | 0 | 0 |
| | | Human Trafficking, Involuntary Servitude | | 0 | 0 | 0 | 0 |
| Crimes Against Property | | | | | | | |
| | | Arson | | 0 | 0 | 0 | 0 |
| | | Bribery | | 0 | 0 | 0 | 0 |
| | | Burglary/Breaking & Entering | | 2 | 0 | 0 | 0 |
| | | Counterfeiting/Forgery | | 0 | 0 | 0 | 0 |
| | | Destruction/Damage/Vandalism of Property | | 12 | 1 | 1 | 0 |
| | | Embezzlement | | 0 | 0 | 0 | 0 |
| | | Extortion/Blackmail | | 0 | 0 | 0 | 0 |
| | | False Pretenses/Swindle/Confidence Game | | 7 | 0 | 0 | 0 |
| | | Credit Card/Automated Teller Machine Fraud | | 0 | 0 | 0 | 0 |
| | | Impersonation | | 0 | 0 | 0 | 0 |
| | | Welfare Fraud | | 0 | 0 | 0 | 0 |
| | | Wire Fraud | | 0 | 0 | 0 | 0 |
| | | Identity Theft | | 0 | 0 | 0 | 0 |
| | | Hacking/Computer Invasion | | 0 | 0 | 0 | 0 |
| | | Robbery | | 0 | 0 | 0 | 0 |
| | | Pocket-picking | | 0 | 0 | 0 | 0 |
| | | Purse-snatching | | 0 | 0 | 0 | 0 |
| | | Shoplifting | | 0 | 0 | 0 | 0 |
| | | Theft From Building | | 0 | 0 | 0 | 0 |
| | | Theft From Coin Operated Machine or Device | | 0 | 0 | 0 | 0 |
| | | Theft From Motor Vehicle | | 0 | 0 | 0 | 0 |
| | | Theft of Motor Vehicle Parts/Accessories | | 0 | 0 | 0 | 0 |
| | | All Other Larceny | | 17 | 7 | 6 | 0 |
| | | Motor Vehicle Theft | | 0 | 0 | 0 | 0 |
| | | Stolen Property Offenses | | 0 | 0 | 0 | 0 |
| Crimes Against Society | | | | | | | |
| | | Drug/Narcotic Violations | | 1 | 0 | 0 | 0 |
| | | Drug Equipment Violations | | 0 | 0 | 0 | 0 |
| | | Betting/Wagering | | 0 | 0 | 0 | 0 |
| | | Operating/Promoting/Assisting Gambling | | 0 | 0 | 0 | 0 |
| | | Gambling Equipment Violations | | 0 | 0 | 0 | 0 |
| | | Sports Tampering | | 0 | 0 | 0 | 0 |
| | | Pornography/Obscene Material | | 1 | 0 | 0 | 0 |
| | | Prostitution | | 0 | 0 | 0 | 0 |
| | | Assisting or Promoting Prostitution | | 0 | 0 | 0 | 0 |
| | | Purchasing Prostitution | | 0 | 0 | 0 | 0 |
| | | Weapon Law Violations | | 0 | 0 | 0 | 0 |
| | | Animal Cruelty | | 0 | 0 | 0 | 0 |
| Total Group A Offenses | | | | 72 | 29 | 19 | 2 |
| Group B Arrests | | | | | | | |
| Offense | Adult | Juvenile | | | | | |
| Bad Checks | 0 | 0 | Credit Card/Automated Teller Machine Fraud | | | | |
| Curfew/Loitering/Vagrancy Violations | 0 | 0 | Impersonation | | | | |
| Disorderly Conduct | 2 | 0 | Welfare Fraud | | | | |
| Driving Under the Influence | 15 | 0 | Wire Fraud | | | | |
| Drunkenness | 0 | 0 | Identity Theft | | | | |
| Family Offenses (Nonviolent) | 0 | 0 | Hacking/Computer Invasion | | | | |
| Liquor Law Violations | 0 | 0 | Robbery | | | | |
| Peeping Tom | 0 | 0 | Pocket-picking | | | | |
| Trespass of Real Property | 1 | 0 | Purse-snatching | | | | |
| All Other Offenses | 22 | 0 | Shoplifting | | | | |
| Total Group B | 40 | 0 | Theft From Building | | | | |
| | | | Theft From Coin Operated Machine or Device | | | | |
| | | | Theft From Motor Vehicle | | | | |
| | | | Theft of Motor Vehicle Parts/Accessories | | | | |
| | | | All Other Larceny | | | | |
| | | | Motor Vehicle Theft | | | | |
| | | | Stolen Property Offenses | | | | |

(*) Offenses are counted using the FBI Units of Count for Crime

(**) The 'Arrests' column shows arrests made for incidents during the selected period, regardless of arrest date. Arrest counts for the same period may change over time.

Milbridge PD - ME0151700 - NIBRS Agency Crime Overview - 2024

| 2024 Population Estimate | | 1,395 | Offenses (*) | | Arrests (**) | |
|---------------------------------------|--------------|-----------------|--------------------------------|----------|--------------|----------|
| | | | Reported | Cleared | Adult | Juvenile |
| Offense Overview | | | Group A Offenses | | | |
| | | | Crimes Against Persons | | | |
| Offense Total | 0 | | 0 | 0 | 0 | 0 |
| Number Cleared | 0 | | 0 | 0 | 0 | 0 |
| Percent Cleared | 0.00% | | 0 | 0 | 0 | 0 |
| Group A Crimes per 100,000 population | 0.0 | | 0 | 0 | 0 | 0 |
| | | | Crimes Against Property | | | |
| | | | Crimes Against Society | | | |
| Arrest Overview | | | | | | |
| Total Arrests | 0 | | 0 | 0 | 0 | 0 |
| Adult Arrests | 0 | | 0 | 0 | 0 | 0 |
| Juvenile Arrests | 0 | | 0 | 0 | 0 | 0 |
| Unknown Age | 0 | | 0 | 0 | 0 | 0 |
| Arrests per 100,000 population | 0.0 | | 0 | 0 | 0 | 0 |
| Average number offenses/incident | 0.00 | | 0 | 0 | 0 | 0 |
| Group B Arrests | | | | | | |
| Offense | Adult | Juvenile | | | | |
| Bad Checks | 0 | 0 | 0 | 0 | 0 | 0 |
| Curfew/Loitering/Vagrancy Violations | 0 | 0 | 0 | 0 | 0 | 0 |
| Disorderly Conduct | 0 | 0 | 0 | 0 | 0 | 0 |
| Driving Under the Influence | 0 | 0 | 0 | 0 | 0 | 0 |
| Drunkenness | 0 | 0 | 0 | 0 | 0 | 0 |
| Family Offenses (Nonviolent) | 0 | 0 | 0 | 0 | 0 | 0 |
| Liquor Law Violations | 0 | 0 | 0 | 0 | 0 | 0 |
| Peeping Tom | 0 | 0 | 0 | 0 | 0 | 0 |
| Trespass of Real Property | 0 | 0 | 0 | 0 | 0 | 0 |
| All Other Offenses | 0 | 0 | 0 | 0 | 0 | 0 |
| Total Group B | 0 | 0 | | | | |
| | | | Crimes Against Property | | | |
| | | | Crimes Against Society | | | |
| | | | Total Group A Offenses | | | |
| | | | 0 | 0 | 0 | 0 |

(*) Offenses are counted using the FBI Units of Count for Crime

(**) The 'Arrests' column shows arrests made for incidents during the selected period, regardless of arrest date. Arrest counts for the same period may change over time.

Milo PD - ME0110200 - NIBRS Agency Crime Overview - 2024

| 2024 Population Estimate | | 2,400 | Offenses (*) | | Arrests (**) | |
|---------------------------------------|--------------|--|--------------|-----------|--------------|----------|
| Offense Overview | | | Reported | Cleared | Adult | Juvenile |
| Group A Offenses | | | | | | |
| Crimes Against Persons | | | | | | |
| Offense Total | 78 | Murder and Nonnegligent Manslaughter | 0 | 0 | 0 | 0 |
| Number Cleared | 32 | Negligent Manslaughter | 0 | 0 | 0 | 0 |
| Percent Cleared | 41.03% | Kidnapping/Abduction | 0 | 0 | 0 | 0 |
| Group A Crimes per 100,000 population | 3,250.0 | All Rape | 0 | 0 | 0 | 0 |
| | | Criminal Sexual Contact | 2 | 0 | 0 | 0 |
| | | Incest | 0 | 0 | 0 | 0 |
| | | Statutory Rape | 0 | 0 | 0 | 0 |
| Arrest Overview | | Aggravated Assault | 1 | 0 | 1 | 0 |
| Total Arrests | 35 | Simple Assault | 11 | 6 | 3 | 0 |
| Adult Arrests | 31 | Intimidation | 18 | 6 | 2 | 0 |
| Juvenile Arrests | 4 | Human Trafficking, Commercial Sex Acts | 0 | 0 | 0 | 0 |
| Unknown Age | 0 | Human Trafficking, Involuntary Servitude | 0 | 0 | 0 | 0 |
| Arrests per 100,000 population | 1,458.3 | Crimes Against Property | | | | |
| Average number offenses/incident | 1.07 | Arson | 0 | 0 | 0 | 0 |
| | | Bribery | 0 | 0 | 0 | 0 |
| | | Burglary/Breaking & Entering | 5 | 2 | 2 | 0 |
| | | Counterfeiting/Forgery | 0 | 0 | 0 | 0 |
| | | Destruction/Damage/Vandalism of Property | 14 | 4 | 3 | 0 |
| | | Embezzlement | 0 | 0 | 0 | 0 |
| | | Extortion/Blackmail | 0 | 0 | 0 | 0 |
| | | False Pretenses/Swindle/Confidence Game | 2 | 0 | 0 | 0 |
| | | Credit Card/Automated Teller Machine Fraud | 0 | 0 | 0 | 0 |
| | | Impersonation | 0 | 0 | 0 | 0 |
| | | Welfare Fraud | 0 | 0 | 0 | 0 |
| | | Wire Fraud | 0 | 0 | 0 | 0 |
| | | Identity Theft | 0 | 0 | 0 | 0 |
| | | Hacking/Computer Invasion | 0 | 0 | 0 | 0 |
| | | Robbery | 0 | 0 | 0 | 0 |
| | | Pocket-picking | 0 | 0 | 0 | 0 |
| | | Purse-snatching | 0 | 0 | 0 | 0 |
| | | Shoplifting | 2 | 2 | 0 | 0 |
| | | Theft From Building | 1 | 1 | 0 | 0 |
| | | Theft From Coin Operated Machine or Device | 0 | 0 | 0 | 0 |
| | | Theft From Motor Vehicle | 0 | 0 | 0 | 0 |
| | | Theft of Motor Vehicle Parts/Accessories | 0 | 0 | 0 | 0 |
| | | All Other Larceny | 13 | 3 | 1 | 1 |
| | | Motor Vehicle Theft | 0 | 0 | 0 | 0 |
| | | Stolen Property Offenses | 1 | 1 | 1 | 0 |
| | | Crimes Against Society | | | | |
| | | Drug/Narcotic Violations | 8 | 7 | 6 | 1 |
| | | Drug Equipment Violations | 0 | 0 | 0 | 0 |
| | | Betting/Wagering | 0 | 0 | 0 | 0 |
| | | Operating/Promoting/Assisting Gambling | 0 | 0 | 0 | 0 |
| | | Gambling Equipment Violations | 0 | 0 | 0 | 0 |
| | | Sports Tampering | 0 | 0 | 0 | 0 |
| | | Pornography/Obscene Material | 0 | 0 | 0 | 0 |
| | | Prostitution | 0 | 0 | 0 | 0 |
| | | Assisting or Promoting Prostitution | 0 | 0 | 0 | 0 |
| | | Purchasing Prostitution | 0 | 0 | 0 | 0 |
| | | Weapon Law Violations | 0 | 0 | 0 | 0 |
| | | Animal Cruelty | 0 | 0 | 0 | 0 |
| | | Total Group A Offenses | 78 | 32 | 19 | 2 |
| Group B Arrests | | | | | | |
| Offense | Adult | Juvenile | | | | |
| Bad Checks | 0 | 0 | | | | |
| Curfew/Loitering/Vagrancy Violations | 0 | 0 | | | | |
| Disorderly Conduct | 0 | 0 | | | | |
| Driving Under the Influence | 7 | 0 | | | | |
| Drunkenness | 0 | 0 | | | | |
| Family Offenses (Nonviolent) | 0 | 0 | | | | |
| Liquor Law Violations | 1 | 1 | | | | |
| Peeping Tom | 0 | 0 | | | | |
| Trespass of Real Property | 2 | 1 | | | | |
| All Other Offenses | 2 | 0 | | | | |
| Total Group B | 12 | 2 | | | | |

(*) Offenses are counted using the FBI Units of Count for Crime

(**) The 'Arrests' column shows arrests made for incidents during the selected period, regardless of arrest date. Arrest counts for the same period may change over time.

Monmouth PD - ME0060600 - NIBRS Agency Crime Overview - 2024

| 2024 Population Estimate | | 4,244 | Offenses (*) | | Arrests (**) | |
|---------------------------------------|--------------|--|--------------|----------|--------------|----------|
| Offense Overview | | | Reported | Cleared | Adult | Juvenile |
| Group A Offenses | | | | | | |
| Crimes Against Persons | | | | | | |
| Offense Total | 13 | Murder and Nonnegligent Manslaughter | 0 | 0 | 0 | 0 |
| Number Cleared | 9 | Negligent Manslaughter | 0 | 0 | 0 | 0 |
| Percent Cleared | 69.23% | Kidnapping/Abduction | 0 | 0 | 0 | 0 |
| Group A Crimes per 100,000 population | 306.3 | All Rape | 0 | 0 | 0 | 0 |
| | | Criminal Sexual Contact | 0 | 0 | 0 | 0 |
| | | Incest | 0 | 0 | 0 | 0 |
| | | Statutory Rape | 0 | 0 | 0 | 0 |
| Arrest Overview | | Aggravated Assault | 0 | 0 | 0 | 0 |
| Total Arrests | 37 | Simple Assault | 2 | 2 | 1 | 1 |
| Adult Arrests | 35 | Intimidation | 4 | 4 | 4 | 0 |
| Juvenile Arrests | 2 | Human Trafficking, Commercial Sex Acts | 0 | 0 | 0 | 0 |
| Unknown Age | 0 | Human Trafficking, Involuntary Servitude | 0 | 0 | 0 | 0 |
| Arrests per 100,000 population | 871.8 | Crimes Against Property | | | | |
| Average number offenses/incident | 1.00 | Arson | 0 | 0 | 0 | 0 |
| | | Bribery | 0 | 0 | 0 | 0 |
| | | Burglary/Breaking & Entering | 1 | 1 | 0 | 0 |
| | | Counterfeiting/Forgery | 0 | 0 | 0 | 0 |
| | | Destruction/Damage/Vandalism of Property | 0 | 0 | 1 | 0 |
| | | Embezzlement | 0 | 0 | 0 | 0 |
| | | Extortion/Blackmail | 0 | 0 | 0 | 0 |
| | | False Pretenses/Swindle/Confidence Game | 0 | 0 | 0 | 0 |
| | | Credit Card/Automated Teller Machine Fraud | 0 | 0 | 0 | 0 |
| | | Impersonation | 0 | 0 | 0 | 0 |
| | | Welfare Fraud | 0 | 0 | 0 | 0 |
| | | Wire Fraud | 0 | 0 | 0 | 0 |
| | | Identity Theft | 0 | 0 | 0 | 0 |
| | | Hacking/Computer Invasion | 0 | 0 | 0 | 0 |
| | | Robbery | 0 | 0 | 0 | 0 |
| | | Pocket-picking | 0 | 0 | 0 | 0 |
| | | Purse-snatching | 0 | 0 | 0 | 0 |
| | | Shoplifting | 0 | 0 | 0 | 0 |
| | | Theft From Building | 0 | 0 | 0 | 0 |
| | | Theft From Coin Operated Machine or Device | 0 | 0 | 0 | 0 |
| | | Theft From Motor Vehicle | 0 | 0 | 0 | 0 |
| | | Theft of Motor Vehicle Parts/Accessories | 0 | 0 | 0 | 0 |
| | | All Other Larceny | 4 | 0 | 0 | 0 |
| | | Motor Vehicle Theft | 0 | 0 | 0 | 0 |
| | | Stolen Property Offenses | 0 | 0 | 0 | 0 |
| | | Crimes Against Society | | | | |
| | | Drug/Narcotic Violations | 1 | 1 | 1 | 0 |
| | | Drug Equipment Violations | 0 | 0 | 0 | 0 |
| | | Betting/Wagering | 0 | 0 | 0 | 0 |
| | | Operating/Promoting/Assisting Gambling | 0 | 0 | 0 | 0 |
| | | Gambling Equipment Violations | 0 | 0 | 0 | 0 |
| | | Sports Tampering | 0 | 0 | 0 | 0 |
| | | Pornography/Obscene Material | 1 | 1 | 0 | 0 |
| | | Prostitution | 0 | 0 | 0 | 0 |
| | | Assisting or Promoting Prostitution | 0 | 0 | 0 | 0 |
| | | Purchasing Prostitution | 0 | 0 | 0 | 0 |
| | | Weapon Law Violations | 0 | 0 | 0 | 0 |
| | | Animal Cruelty | 0 | 0 | 0 | 0 |
| | | Total Group A Offenses | 13 | 9 | 7 | 1 |
| Group B Arrests | | | | | | |
| Offense | Adult | Juvenile | | | | |
| Bad Checks | 0 | 0 | | | | |
| Curfew/Loitering/Vagrancy Violations | 0 | 0 | | | | |
| Disorderly Conduct | 0 | 0 | | | | |
| Driving Under the Influence | 5 | 0 | | | | |
| Drunkenness | 0 | 0 | | | | |
| Family Offenses (Nonviolent) | 0 | 0 | | | | |
| Liquor Law Violations | 0 | 0 | | | | |
| Peeping Tom | 0 | 0 | | | | |
| Trespass of Real Property | 0 | 0 | | | | |
| All Other Offenses | 23 | 1 | | | | |
| Total Group B | 28 | 1 | | | | |

(*) Offenses are counted using the FBI Units of Count for Crime

(**) The 'Arrests' column shows arrests made for incidents during the selected period, regardless of arrest date. Arrest counts for the same period may change over time.

Newport PD - ME0101100 - NIBRS Agency Crime Overview - 2024

| 2024 Population Estimate | | 3,162 | | Offenses (*) | | Arrests (**) | | |
|---------------------------------------|--------------|-----------------|--|--|-----------|--------------|-----------|----------|
| | | | | Reported | Cleared | Adult | Juvenile | |
| Offense Overview | | | | Group A Offenses | | | | |
| Offense Total | | | | Crimes Against Persons | | | | |
| Offense Total | | 46 | | Murder and Nonnegligent Manslaughter | 0 | 0 | 0 | 0 |
| Number Cleared | | 34 | | Negligent Manslaughter | 0 | 0 | 0 | 0 |
| Percent Cleared | | 73.91% | | Kidnapping/Abduction | 0 | 0 | 0 | 0 |
| Group A Crimes per 100,000 population | | 1,454.8 | | All Rape | 0 | 0 | 0 | 0 |
| | | | | Criminal Sexual Contact | 0 | 0 | 0 | 0 |
| | | | | Incest | 0 | 0 | 0 | 0 |
| | | | | Statutory Rape | 0 | 0 | 0 | 0 |
| Arrest Overview | | | | | | | | |
| | | | | Aggravated Assault | 2 | 2 | 3 | 0 |
| Total Arrests | | 32 | | Simple Assault | 8 | 8 | 7 | 1 |
| Adult Arrests | | 31 | | Intimidation | 1 | 1 | 1 | 0 |
| Juvenile Arrests | | 1 | | Human Trafficking, Commercial Sex Acts | 0 | 0 | 0 | 0 |
| Unknown Age | | 0 | | Human Trafficking, Involuntary Servitude | 0 | 0 | 0 | 0 |
| | | | | Crimes Against Property | | | | |
| Arrests per 100,000 population | | 1,012.0 | | Arson | 0 | 0 | 0 | 0 |
| | | | | Bribery | 0 | 0 | 0 | 0 |
| | | | | Burglary/Breaking & Entering | 1 | 0 | 0 | 0 |
| Average number offenses/incident | | 1.00 | | Counterfeiting/Forgery | 0 | 0 | 0 | 0 |
| | | | | Destruction/Damage/Vandalism of Property | 0 | 0 | 0 | 0 |
| | | | | Embezzlement | 0 | 0 | 0 | 0 |
| | | | | Extortion/Blackmail | 0 | 0 | 0 | 0 |
| | | | | False Pretenses/Swindle/Confidence Game | 0 | 0 | 0 | 0 |
| | | | | Credit Card/Automated Teller Machine Fraud | 0 | 0 | 0 | 0 |
| | | | | Impersonation | 0 | 0 | 0 | 0 |
| | | | | Welfare Fraud | 0 | 0 | 0 | 0 |
| | | | | Wire Fraud | 0 | 0 | 0 | 0 |
| | | | | Identity Theft | 0 | 0 | 0 | 0 |
| | | | | Hacking/Computer Invasion | 0 | 0 | 0 | 0 |
| | | | | Robbery | 0 | 0 | 0 | 0 |
| | | | | Pocket-picking | 0 | 0 | 0 | 0 |
| | | | | Purse-snatching | 0 | 0 | 0 | 0 |
| | | | | Shoplifting | 24 | 19 | 0 | 0 |
| | | | | Theft From Building | 0 | 0 | 0 | 0 |
| | | | | Theft From Coin Operated Machine or Device | 0 | 0 | 0 | 0 |
| | | | | Theft From Motor Vehicle | 0 | 0 | 0 | 0 |
| | | | | Theft of Motor Vehicle Parts/Accessories | 0 | 0 | 0 | 0 |
| | | | | All Other Larceny | 10 | 4 | 20 | 0 |
| | | | | Motor Vehicle Theft | 0 | 0 | 0 | 0 |
| | | | | Stolen Property Offenses | 0 | 0 | 0 | 0 |
| | | | | Crimes Against Society | | | | |
| | | | | Drug/Narcotic Violations | 0 | 0 | 0 | 0 |
| | | | | Drug Equipment Violations | 0 | 0 | 0 | 0 |
| | | | | Betting/Wagering | 0 | 0 | 0 | 0 |
| | | | | Operating/Promoting/Assisting Gambling | 0 | 0 | 0 | 0 |
| | | | | Gambling Equipment Violations | 0 | 0 | 0 | 0 |
| | | | | Sports Tampering | 0 | 0 | 0 | 0 |
| | | | | Pornography/Obscene Material | 0 | 0 | 0 | 0 |
| | | | | Prostitution | 0 | 0 | 0 | 0 |
| | | | | Assisting or Promoting Prostitution | 0 | 0 | 0 | 0 |
| | | | | Purchasing Prostitution | 0 | 0 | 0 | 0 |
| | | | | Weapon Law Violations | 0 | 0 | 0 | 0 |
| | | | | Animal Cruelty | 0 | 0 | 0 | 0 |
| | | | | Total Group A Offenses | 46 | 34 | 31 | 1 |
| Group B Arrests | | | | | | | | |
| Offense | Adult | Juvenile | | | | | | |
| Bad Checks | 0 | 0 | | | | | | |
| Curfew/Loitering/Vagrancy Violations | 0 | 0 | | | | | | |
| Disorderly Conduct | 0 | 0 | | | | | | |
| Driving Under the Influence | 0 | 0 | | | | | | |
| Drunkenness | 0 | 0 | | | | | | |
| Family Offenses (Nonviolent) | 0 | 0 | | | | | | |
| Liquor Law Violations | 0 | 0 | | | | | | |
| Peeping Tom | 0 | 0 | | | | | | |
| Trespass of Real Property | 0 | 0 | | | | | | |
| All Other Offenses | 0 | 0 | | | | | | |
| Total Group B | 0 | 0 | | | | | | |

(*) Offenses are counted using the FBI Units of Count for Crime

(**) The 'Arrests' column shows arrests made for incidents during the selected period, regardless of arrest date. Arrest counts for the same period may change over time.

North Berwick PD - ME0161100 - NIBRS Agency Crime Overview - 2024

| 2024 Population Estimate | | 5,275 | | Offenses (*) | | Arrests (**) | | |
|---------------------------------------|--------------|-----------------|--|--|------------|--------------|-----------|-----------|
| | | | | Reported | Cleared | Adult | Juvenile | |
| Offense Overview | | | | Group A Offenses | | | | |
| Offense Total | | | | Crimes Against Persons | | | | |
| Offense Total | | 118 | | Murder and Nonnegligent Manslaughter | 0 | 0 | 0 | 0 |
| Number Cleared | | 62 | | Negligent Manslaughter | 0 | 0 | 0 | 0 |
| Percent Cleared | | 52.54% | | Kidnapping/Abduction | 0 | 0 | 0 | 0 |
| Group A Crimes per 100,000 population | | 2,237.0 | | All Rape | 6 | 1 | 0 | 1 |
| | | | | Criminal Sexual Contact | 2 | 0 | 0 | 0 |
| | | | | Incest | 0 | 0 | 0 | 0 |
| | | | | Statutory Rape | 1 | 0 | 0 | 0 |
| Arrest Overview | | | | | | | | |
| | | | | Aggravated Assault | 3 | 3 | 2 | 0 |
| Total Arrests | | 140 | | Simple Assault | 28 | 18 | 10 | 7 |
| Adult Arrests | | 118 | | Intimidation | 6 | 2 | 2 | 0 |
| Juvenile Arrests | | 22 | | Human Trafficking, Commercial Sex Acts | 0 | 0 | 0 | 0 |
| Unknown Age | | 0 | | Human Trafficking, Involuntary Servitude | 0 | 0 | 0 | 0 |
| Arrests per 100,000 population | | 2,654.0 | | Crimes Against Property | | | | |
| | | | | Arson | 0 | 0 | 0 | 0 |
| | | | | Bribery | 0 | 0 | 0 | 0 |
| | | | | Burglary/Breaking & Entering | 1 | 0 | 0 | 0 |
| | | | | Counterfeiting/Forgery | 0 | 0 | 0 | 0 |
| | | | | Destruction/Damage/Vandalism of Property | 17 | 9 | 4 | 2 |
| | | | | Embezzlement | 0 | 0 | 0 | 0 |
| | | | | Extortion/Blackmail | 0 | 0 | 0 | 0 |
| | | | | False Pretenses/Swindle/Confidence Game | 8 | 0 | 0 | 0 |
| | | | | Credit Card/Automated Teller Machine Fraud | 0 | 0 | 0 | 0 |
| | | | | Impersonation | 0 | 0 | 0 | 0 |
| | | | | Welfare Fraud | 0 | 0 | 0 | 0 |
| | | | | Wire Fraud | 0 | 0 | 0 | 0 |
| | | | | Identity Theft | 0 | 0 | 0 | 0 |
| | | | | Hacking/Computer Invasion | 0 | 0 | 0 | 0 |
| | | | | Robbery | 0 | 0 | 0 | 0 |
| | | | | Pocket-picking | 0 | 0 | 0 | 0 |
| | | | | Purse-snatching | 0 | 0 | 0 | 0 |
| | | | | Shoplifting | 0 | 0 | 0 | 0 |
| | | | | Theft From Building | 0 | 0 | 0 | 0 |
| | | | | Theft From Coin Operated Machine or Device | 0 | 0 | 0 | 0 |
| | | | | Theft From Motor Vehicle | 3 | 1 | 0 | 1 |
| | | | | Theft of Motor Vehicle Parts/Accessories | 0 | 0 | 0 | 0 |
| | | | | All Other Larceny | 12 | 2 | 1 | 0 |
| | | | | Motor Vehicle Theft | 2 | 0 | 0 | 0 |
| | | | | Stolen Property Offenses | 0 | 0 | 0 | 0 |
| | | | | Crimes Against Society | | | | |
| | | | | Drug/Narcotic Violations | 28 | 26 | 15 | 10 |
| | | | | Drug Equipment Violations | 0 | 0 | 0 | 0 |
| | | | | Betting/Wagering | 0 | 0 | 0 | 0 |
| | | | | Operating/Promoting/Assisting Gambling | 0 | 0 | 0 | 0 |
| | | | | Gambling Equipment Violations | 0 | 0 | 0 | 0 |
| | | | | Sports Tampering | 0 | 0 | 0 | 0 |
| | | | | Pornography/Obscene Material | 1 | 0 | 0 | 0 |
| | | | | Prostitution | 0 | 0 | 0 | 0 |
| | | | | Assisting or Promoting Prostitution | 0 | 0 | 0 | 0 |
| | | | | Purchasing Prostitution | 0 | 0 | 0 | 0 |
| | | | | Weapon Law Violations | 0 | 0 | 0 | 0 |
| | | | | Animal Cruelty | 0 | 0 | 0 | 0 |
| | | | | Total Group A Offenses | 118 | 62 | 34 | 21 |
| Group B Arrests | | | | | | | | |
| Offense | Adult | Juvenile | | | | | | |
| Bad Checks | 0 | 0 | | | | | | |
| Curfew/Loitering/Vagrancy Violations | 0 | 0 | | | | | | |
| Disorderly Conduct | 0 | 0 | | | | | | |
| Driving Under the Influence | 33 | 0 | | | | | | |
| Drunkenness | 0 | 0 | | | | | | |
| Family Offenses (Nonviolent) | 0 | 0 | | | | | | |
| Liquor Law Violations | 0 | 0 | | | | | | |
| Peeping Tom | 0 | 0 | | | | | | |
| Trespass of Real Property | 6 | 0 | | | | | | |
| All Other Offenses | 45 | 1 | | | | | | |
| Total Group B | 84 | 1 | | | | | | |

(*) Offenses are counted using the FBI Units of Count for Crime

(**) The 'Arrests' column shows arrests made for incidents during the selected period, regardless of arrest date. Arrest counts for the same period may change over time.

Norway PD - ME0090400 - NIBRS Agency Crime Overview - 2024

| 2024 Population Estimate | | 5,356 | | Offenses (*) | | Arrests (**) | |
|---------------------------------------|--------------|--|---|-------------------------|-----------|--------------|----------|
| | | | | Reported | Cleared | Adult | Juvenile |
| Offense Overview | | | | Group A Offenses | | | |
| Crimes Against Persons | | | | | | | |
| Offense Total | 242 | Murder and Nonnegligent Manslaughter | | 0 | 0 | 0 | 0 |
| Number Cleared | 74 | Negligent Manslaughter | | 0 | 0 | 0 | 0 |
| Percent Cleared | 30.58% | Kidnapping/Abduction | | 0 | 0 | 0 | 0 |
| Group A Crimes per 100,000 population | 4,518.3 | All Rape | | 0 | 0 | 0 | 0 |
| | | Criminal Sexual Contact | | 0 | 0 | 0 | 0 |
| | | Incest | | 0 | 0 | 0 | 0 |
| | | Statutory Rape | | 0 | 0 | 0 | 0 |
| Arrest Overview | | Aggravated Assault | | 0 | 0 | 1 | 0 |
| Total Arrests | 137 | Simple Assault | | 16 | 11 | 9 | 1 |
| Adult Arrests | 132 | Intimidation | | 46 | 9 | 5 | 0 |
| Juvenile Arrests | 5 | Human Trafficking, Commercial Sex Acts | | 0 | 0 | 0 | 0 |
| Unknown Age | 0 | Human Trafficking, Involuntary Servitude | | 0 | 0 | 0 | 0 |
| Arrests per 100,000 population | 2,557.9 | Crimes Against Property | | | | | |
| Average number offenses/incident | 1.10 | Arson | | 0 | 0 | 0 | 0 |
| | | Bribery | | 0 | 0 | 0 | 0 |
| | | Burglary/Breaking & Entering | | 10 | 4 | 3 | 0 |
| | | Counterfeiting/Forgery | | 0 | 0 | 0 | 0 |
| | | Destruction/Damage/Vandalism of Property | | 21 | 6 | 1 | 0 |
| | | Embezzlement | | 0 | 0 | 0 | 0 |
| | | Extortion/Blackmail | | 0 | 0 | 0 | 0 |
| | | False Pretenses/Swindle/Confidence Game | | 21 | 0 | 0 | 0 |
| | | Credit Card/Automated Teller Machine Fraud | | 0 | 0 | 1 | 0 |
| | | Impersonation | | 2 | 1 | 0 | 0 |
| | | Welfare Fraud | | 0 | 0 | 0 | 0 |
| | | Wire Fraud | | 1 | 0 | 0 | 0 |
| | | Identity Theft | | 0 | 0 | 0 | 0 |
| | | Hacking/Computer Invasion | | 0 | 0 | 0 | 0 |
| | | Robbery | | 1 | 0 | 0 | 0 |
| | | Pocket-picking | | 0 | 0 | 0 | 0 |
| | | Purse-snatching | | 0 | 0 | 0 | 0 |
| | | Shoplifting | | 19 | 6 | 0 | 0 |
| | | Theft From Building | | 0 | 0 | 0 | 0 |
| | | Theft From Coin Operated Machine or Device | | 0 | 0 | 0 | 0 |
| | | Theft From Motor Vehicle | | 16 | 1 | 1 | 0 |
| | | Theft of Motor Vehicle Parts/Accessories | | 0 | 0 | 0 | 0 |
| | | All Other Larceny | | 53 | 5 | 11 | 0 |
| | | Motor Vehicle Theft | | 4 | 0 | 0 | 0 |
| | | Stolen Property Offenses | | 1 | 1 | 0 | 0 |
| | | Crimes Against Society | | | | | |
| | | Drug/Narcotic Violations | | 29 | 29 | 29 | 0 |
| | | Drug Equipment Violations | | 0 | 0 | 0 | 0 |
| | | Betting/Wagering | | 0 | 0 | 0 | 0 |
| | | Operating/Promoting/Assisting Gambling | | 0 | 0 | 0 | 0 |
| | | Gambling Equipment Violations | | 0 | 0 | 0 | 0 |
| | | Sports Tampering | | 0 | 0 | 0 | 0 |
| | | Pornography/Obscene Material | | 1 | 0 | 0 | 0 |
| | | Prostitution | | 0 | 0 | 0 | 0 |
| | | Assisting or Promoting Prostitution | | 0 | 0 | 0 | 0 |
| | | Purchasing Prostitution | | 0 | 0 | 0 | 0 |
| | | Weapon Law Violations | | 1 | 1 | 1 | 0 |
| | | Animal Cruelty | | 0 | 0 | 0 | 0 |
| | | Total Group A Offenses | | 242 | 74 | 62 | 1 |
| Group B Arrests | | | | | | | |
| Offense | Adult | Juvenile | | | | | |
| Bad Checks | 0 | 0 | Credit Card/Automated Teller Machine Fraud | | | | |
| Curfew/Loitering/Vagrancy Violations | 0 | 2 | Impersonation | | | | |
| Disorderly Conduct | 0 | 0 | Welfare Fraud | | | | |
| Driving Under the Influence | 7 | 0 | Wire Fraud | | | | |
| Drunkenness | 0 | 0 | Identity Theft | | | | |
| Family Offenses (Nonviolent) | 0 | 0 | Hacking/Computer Invasion | | | | |
| Liquor Law Violations | 0 | 0 | Robbery | | | | |
| Peeping Tom | 0 | 0 | Pocket-picking | | | | |
| Trespass of Real Property | 7 | 0 | Purse-snatching | | | | |
| All Other Offenses | 56 | 2 | Shoplifting | | | | |
| Total Group B | 70 | 4 | Theft From Building | | | | |
| | | | Theft From Coin Operated Machine or Device | | | | |
| | | | Theft From Motor Vehicle | | | | |
| | | | Theft of Motor Vehicle Parts/Accessories | | | | |
| | | | All Other Larceny | | | | |
| | | | Motor Vehicle Theft | | | | |
| | | | Stolen Property Offenses | | | | |

(*) Offenses are counted using the FBI Units of Count for Crime

(**) The 'Arrests' column shows arrests made for incidents during the selected period, regardless of arrest date. Arrest counts for the same period may change over time.

Oakland PD - ME0060500 - NIBRS Agency Crime Overview - 2024

| 2024 Population Estimate | | 6,396 | Offenses (*) | | Arrests (**) | | |
|---------------------------------------|--------------|-----------------|--|------------|--------------|-----------|----------|
| Offense Overview | | | Reported | Cleared | Adult | Juvenile | |
| Group A Offenses | | | | | | | |
| Crimes Against Persons | | | | | | | |
| Offense Total | 130 | | Murder and Nonnegligent Manslaughter | 0 | 0 | 0 | 0 |
| Number Cleared | 65 | | Negligent Manslaughter | 0 | 0 | 0 | 0 |
| Percent Cleared | 50.00% | | Kidnapping/Abduction | 1 | 1 | 1 | 0 |
| Group A Crimes per 100,000 population | 2,032.5 | | All Rape | 2 | 0 | 0 | 0 |
| | | | Criminal Sexual Contact | 5 | 1 | 1 | 0 |
| | | | Incest | 0 | 0 | 0 | 0 |
| | | | Statutory Rape | 1 | 0 | 0 | 0 |
| | | | Aggravated Assault | 0 | 0 | 0 | 0 |
| | | | Simple Assault | 19 | 17 | 6 | 1 |
| | | | Intimidation | 14 | 13 | 2 | 1 |
| | | | Human Trafficking, Commercial Sex Acts | 0 | 0 | 0 | 0 |
| | | | Human Trafficking, Involuntary Servitude | 0 | 0 | 0 | 0 |
| | | | Crimes Against Property | | | | |
| | | | Arson | 0 | 0 | 0 | 0 |
| | | | Bribery | 0 | 0 | 0 | 0 |
| | | | Burglary/Breaking & Entering | 5 | 2 | 1 | 0 |
| | | | Counterfeiting/Forgery | 0 | 0 | 0 | 0 |
| | | | Destruction/Damage/Vandalism of Property | 17 | 4 | 1 | 1 |
| | | | Embezzlement | 0 | 0 | 0 | 0 |
| | | | Extortion/Blackmail | 0 | 0 | 0 | 0 |
| | | | False Pretenses/Swindle/Confidence Game | 4 | 1 | 0 | 0 |
| | | | Credit Card/Automated Teller Machine Fraud | 1 | 0 | 0 | 0 |
| | | | Impersonation | 0 | 0 | 0 | 0 |
| | | | Welfare Fraud | 0 | 0 | 0 | 0 |
| | | | Wire Fraud | 0 | 0 | 0 | 0 |
| | | | Identity Theft | 0 | 0 | 0 | 0 |
| | | | Hacking/Computer Invasion | 0 | 0 | 0 | 0 |
| | | | Robbery | 0 | 0 | 0 | 0 |
| | | | Pocket-picking | 0 | 0 | 0 | 0 |
| | | | Purse-snatching | 0 | 0 | 0 | 0 |
| | | | Shoplifting | 9 | 3 | 2 | 0 |
| | | | Theft From Building | 0 | 0 | 0 | 0 |
| | | | Theft From Coin Operated Machine or Device | 0 | 0 | 0 | 0 |
| | | | Theft From Motor Vehicle | 2 | 1 | 1 | 0 |
| | | | Theft of Motor Vehicle Parts/Accessories | 0 | 0 | 0 | 0 |
| | | | All Other Larceny | 37 | 14 | 6 | 2 |
| | | | Motor Vehicle Theft | 2 | 0 | 0 | 0 |
| | | | Stolen Property Offenses | 0 | 0 | 0 | 0 |
| | | | Crimes Against Society | | | | |
| | | | Drug/Narcotic Violations | 7 | 6 | 5 | 0 |
| | | | Drug Equipment Violations | 2 | 2 | 0 | 0 |
| | | | Betting/Wagering | 0 | 0 | 0 | 0 |
| | | | Operating/Promoting/Assisting Gambling | 0 | 0 | 0 | 0 |
| | | | Gambling Equipment Violations | 0 | 0 | 0 | 0 |
| | | | Sports Tampering | 0 | 0 | 0 | 0 |
| | | | Pornography/Obscene Material | 2 | 0 | 0 | 0 |
| | | | Prostitution | 0 | 0 | 0 | 0 |
| | | | Assisting or Promoting Prostitution | 0 | 0 | 0 | 0 |
| | | | Purchasing Prostitution | 0 | 0 | 0 | 0 |
| | | | Weapon Law Violations | 0 | 0 | 0 | 0 |
| | | | Animal Cruelty | 0 | 0 | 0 | 0 |
| | | | Total Group A Offenses | 130 | 65 | 26 | 5 |
| Group B Arrests | | | | | | | |
| Offense | Adult | Juvenile | | | | | |
| Bad Checks | 0 | 0 | Credit Card/Automated Teller Machine Fraud | 1 | 0 | 0 | 0 |
| Curfew/Loitering/Vagrancy Violations | 0 | 0 | Impersonation | 0 | 0 | 0 | 0 |
| Disorderly Conduct | 5 | 0 | Welfare Fraud | 0 | 0 | 0 | 0 |
| Driving Under the Influence | 12 | 0 | Wire Fraud | 0 | 0 | 0 | 0 |
| Drunkenness | 0 | 0 | Identity Theft | 0 | 0 | 0 | 0 |
| Family Offenses (Nonviolent) | 0 | 0 | Hacking/Computer Invasion | 0 | 0 | 0 | 0 |
| Liquor Law Violations | 0 | 0 | Robbery | 0 | 0 | 0 | 0 |
| Peeping Tom | 0 | 0 | Pocket-picking | 0 | 0 | 0 | 0 |
| Trespass of Real Property | 4 | 1 | Purse-snatching | 0 | 0 | 0 | 0 |
| All Other Offenses | 48 | 1 | Shoplifting | 9 | 3 | 2 | 0 |
| Total Group B | 69 | 2 | Theft From Building | 0 | 0 | 0 | 0 |
| | | | Theft From Coin Operated Machine or Device | 0 | 0 | 0 | 0 |
| | | | Theft From Motor Vehicle | 2 | 1 | 1 | 0 |
| | | | Theft of Motor Vehicle Parts/Accessories | 0 | 0 | 0 | 0 |
| | | | All Other Larceny | 37 | 14 | 6 | 2 |
| | | | Motor Vehicle Theft | 2 | 0 | 0 | 0 |
| | | | Stolen Property Offenses | 0 | 0 | 0 | 0 |
| | | | Crimes Against Society | | | | |
| | | | Drug/Narcotic Violations | 7 | 6 | 5 | 0 |
| | | | Drug Equipment Violations | 2 | 2 | 0 | 0 |
| | | | Betting/Wagering | 0 | 0 | 0 | 0 |
| | | | Operating/Promoting/Assisting Gambling | 0 | 0 | 0 | 0 |
| | | | Gambling Equipment Violations | 0 | 0 | 0 | 0 |
| | | | Sports Tampering | 0 | 0 | 0 | 0 |
| | | | Pornography/Obscene Material | 2 | 0 | 0 | 0 |
| | | | Prostitution | 0 | 0 | 0 | 0 |
| | | | Assisting or Promoting Prostitution | 0 | 0 | 0 | 0 |
| | | | Purchasing Prostitution | 0 | 0 | 0 | 0 |
| | | | Weapon Law Violations | 0 | 0 | 0 | 0 |
| | | | Animal Cruelty | 0 | 0 | 0 | 0 |
| | | | Total Group A Offenses | 130 | 65 | 26 | 5 |

(*) Offenses are counted using the FBI Units of Count for Crime

(**) The 'Arrests' column shows arrests made for incidents during the selected period, regardless of arrest date. Arrest counts for the same period may change over time.

Office of State Fire Marshal - ME0061700 - NIBRS Agency Crime Overview - 2024

| 2024 Population Estimate | N/A | Offenses (*) | | Arrests (**) | |
|---------------------------------------|--------------|--|-----------|--------------|-----------|
| | | Reported | Cleared | Adult | Juvenile |
| Offense Overview | | Group A Offenses | | | |
| Offense Total | 114 | Crimes Against Persons | | | |
| Number Cleared | 59 | Murder and Nonnegligent Manslaughter | | | |
| Percent Cleared | 51.75% | Negligent Manslaughter | | | |
| Group A Crimes per 100,000 population | N/A | Kidnapping/Abduction | | | |
| | | All Rape | | | |
| | | Criminal Sexual Contact | | | |
| | | Incest | | | |
| | | Statutory Rape | | | |
| Arrest Overview | | Aggravated Assault | | | |
| Total Arrests | 63 | Simple Assault | | | |
| Adult Arrests | 46 | Intimidation | | | |
| Juvenile Arrests | 17 | Human Trafficking, Commercial Sex Acts | | | |
| Unknown Age | 0 | Human Trafficking, Involuntary Servitude | | | |
| Arrests per 100,000 population | N/A | Crimes Against Property | | | |
| Average number offenses/incident | 1.23 | Arson | | | |
| | | Bribery | | | |
| | | Burglary/Breaking & Entering | | | |
| | | Counterfeiting/Forgery | | | |
| | | Destruction/Damage/Vandalism of Property | | | |
| | | Embezzlement | | | |
| | | Extortion/Blackmail | | | |
| | | False Pretenses/Swindle/Confidence Game | | | |
| | | Credit Card/Automated Teller Machine Fraud | | | |
| | | Impersonation | | | |
| | | Welfare Fraud | | | |
| | | Wire Fraud | | | |
| | | Identity Theft | | | |
| | | Hacking/Computer Invasion | | | |
| | | Robbery | | | |
| | | Pocket-picking | | | |
| | | Purse-snatching | | | |
| | | Shoplifting | | | |
| | | Theft From Building | | | |
| | | Theft From Coin Operated Machine or Device | | | |
| | | Theft From Motor Vehicle | | | |
| | | Theft of Motor Vehicle Parts/Accessories | | | |
| | | All Other Larceny | | | |
| | | Motor Vehicle Theft | | | |
| | | Stolen Property Offenses | | | |
| | | Crimes Against Society | | | |
| | | Drug/Narcotic Violations | | | |
| | | Drug Equipment Violations | | | |
| | | Betting/Wagering | | | |
| | | Operating/Promoting/Assisting Gambling | | | |
| | | Gambling Equipment Violations | | | |
| | | Sports Tampering | | | |
| | | Pornography/Obscene Material | | | |
| | | Prostitution | | | |
| | | Assisting or Promoting Prostitution | | | |
| | | Purchasing Prostitution | | | |
| | | Weapon Law Violations | | | |
| | | Animal Cruelty | | | |
| | | Total Group A Offenses | | | |
| | | 114 | 59 | 40 | 15 |
| Group B Arrests | | | | | |
| Offense | Adult | Juvenile | | | |
| Bad Checks | 0 | 0 | | | |
| Curfew/Loitering/Vagrancy Violations | 0 | 0 | | | |
| Disorderly Conduct | 0 | 0 | | | |
| Driving Under the Influence | 0 | 0 | | | |
| Drunkenness | 0 | 0 | | | |
| Family Offenses (Nonviolent) | 0 | 0 | | | |
| Liquor Law Violations | 0 | 0 | | | |
| Peeping Tom | 0 | 0 | | | |
| Trespass of Real Property | 0 | 2 | | | |
| All Other Offenses | 6 | 0 | | | |
| Total Group B | 6 | 2 | | | |

(*) Offenses are counted using the FBI Units of Count for Crime

(**) The 'Arrests' column shows arrests made for incidents during the selected period, regardless of arrest date. Arrest counts for the same period may change over time.

Ogunquit PD - ME0161200 - NIBRS Agency Crime Overview - 2024

| 2024 Population Estimate | | 1,606 | Offenses (*) | | Arrests (**) | | |
|---------------------------------------|--------------|-----------------|--|-----------|--------------|-----------|----------|
| Offense Overview | | | Reported | Cleared | Adult | Juvenile | |
| Group A Offenses | | | | | | | |
| Crimes Against Persons | | | | | | | |
| Offense Total | 75 | | Murder and Nonnegligent Manslaughter | 0 | 0 | 0 | 0 |
| Number Cleared | 18 | | Negligent Manslaughter | 0 | 0 | 0 | 0 |
| Percent Cleared | 24.00% | | Kidnapping/Abduction | 0 | 0 | 0 | 0 |
| Group A Crimes per 100,000 population | 4,670.0 | | All Rape | 1 | 0 | 0 | 0 |
| | | | Criminal Sexual Contact | 1 | 0 | 0 | 0 |
| | | | Incest | 0 | 0 | 0 | 0 |
| | | | Statutory Rape | 0 | 0 | 0 | 0 |
| Arrest Overview | | | Aggravated Assault | 0 | 0 | 0 | 0 |
| Total Arrests | 71 | | Simple Assault | 9 | 8 | 7 | 0 |
| Adult Arrests | 63 | | Intimidation | 5 | 3 | 1 | 2 |
| Juvenile Arrests | 8 | | Human Trafficking, Commercial Sex Acts | 0 | 0 | 0 | 0 |
| Unknown Age | 0 | | Human Trafficking, Involuntary Servitude | 0 | 0 | 0 | 0 |
| Arrests per 100,000 population | 4,420.9 | | Crimes Against Property | | | | |
| Average number offenses/incident | 1.06 | | Arson | 0 | 0 | 0 | 0 |
| | | | Bribery | 0 | 0 | 0 | 0 |
| | | | Burglary/Breaking & Entering | 0 | 0 | 0 | 0 |
| | | | Counterfeiting/Forgery | 1 | 0 | 0 | 0 |
| | | | Destruction/Damage/Vandalism of Property | 22 | 5 | 2 | 5 |
| | | | Embezzlement | 0 | 0 | 0 | 0 |
| | | | Extortion/Blackmail | 1 | 0 | 0 | 0 |
| | | | False Pretenses/Swindle/Confidence Game | 7 | 0 | 0 | 0 |
| | | | Credit Card/Automated Teller Machine Fraud | 0 | 0 | 0 | 0 |
| | | | Impersonation | 0 | 0 | 0 | 0 |
| | | | Welfare Fraud | 0 | 0 | 0 | 0 |
| | | | Wire Fraud | 0 | 0 | 0 | 0 |
| | | | Identity Theft | 1 | 0 | 0 | 0 |
| | | | Hacking/Computer Invasion | 0 | 0 | 0 | 0 |
| | | | Robbery | 0 | 0 | 0 | 0 |
| | | | Pocket-picking | 0 | 0 | 0 | 0 |
| | | | Purse-snatching | 0 | 0 | 0 | 0 |
| | | | Shoplifting | 0 | 0 | 0 | 0 |
| | | | Theft From Building | 0 | 0 | 0 | 0 |
| | | | Theft From Coin Operated Machine or Device | 0 | 0 | 0 | 0 |
| | | | Theft From Motor Vehicle | 1 | 0 | 0 | 0 |
| | | | Theft of Motor Vehicle Parts/Accessories | 0 | 0 | 0 | 0 |
| | | | All Other Larceny | 24 | 1 | 1 | 0 |
| | | | Motor Vehicle Theft | 1 | 0 | 0 | 0 |
| | | | Stolen Property Offenses | 0 | 0 | 0 | 0 |
| | | | Crimes Against Society | | | | |
| | | | Drug/Narcotic Violations | 1 | 1 | 0 | 0 |
| | | | Drug Equipment Violations | 0 | 0 | 0 | 0 |
| | | | Betting/Wagering | 0 | 0 | 0 | 0 |
| | | | Operating/Promoting/Assisting Gambling | 0 | 0 | 0 | 0 |
| | | | Gambling Equipment Violations | 0 | 0 | 0 | 0 |
| | | | Sports Tampering | 0 | 0 | 0 | 0 |
| | | | Pornography/Obscene Material | 0 | 0 | 0 | 0 |
| | | | Prostitution | 0 | 0 | 0 | 0 |
| | | | Assisting or Promoting Prostitution | 0 | 0 | 0 | 0 |
| | | | Purchasing Prostitution | 0 | 0 | 0 | 0 |
| | | | Weapon Law Violations | 0 | 0 | 0 | 0 |
| | | | Animal Cruelty | 0 | 0 | 0 | 0 |
| | | | Total Group A Offenses | 75 | 18 | 11 | 7 |
| Group B Arrests | | | | | | | |
| Offense | Adult | Juvenile | | | | | |
| Bad Checks | 0 | 0 | | | | | |
| Curfew/Loitering/Vagrancy Violations | 0 | 0 | | | | | |
| Disorderly Conduct | 3 | 1 | | | | | |
| Driving Under the Influence | 21 | 0 | | | | | |
| Drunkenness | 0 | 0 | | | | | |
| Family Offenses (Nonviolent) | 1 | 0 | | | | | |
| Liquor Law Violations | 2 | 0 | | | | | |
| Peeping Tom | 0 | 0 | | | | | |
| Trespass of Real Property | 1 | 0 | | | | | |
| All Other Offenses | 24 | 0 | | | | | |
| Total Group B | 52 | 1 | | | | | |

(*) Offenses are counted using the FBI Units of Count for Crime

(**) The 'Arrests' column shows arrests made for incidents during the selected period, regardless of arrest date. Arrest counts for the same period may change over time.

Old Town PD - ME0100500 - NIBRS Agency Crime Overview - 2024

| 2024 Population Estimate | | 7,433 | | Offenses (*) | | Arrests (**) | |
|-------------------------------|--|--|--|--------------------------------|-----------|--------------|----------|
| | | | | Reported | Cleared | Adult | Juvenile |
| Offense Overview | | | | Group A Offenses | | | |
| Offense Total | | | | Crimes Against Persons | | | |
| 188 | | Murder and Nonnegligent Manslaughter | | 0 | 0 | 0 | 0 |
| 70 | | Negligent Manslaughter | | 0 | 0 | 0 | 0 |
| 37.23% | | Kidnapping/Abduction | | 0 | 0 | 0 | 1 |
| 2,529.3 | | All Rape | | 0 | 0 | 0 | 0 |
| 2,529.3 | | Criminal Sexual Contact | | 4 | 0 | 0 | 0 |
| 2,529.3 | | Incest | | 0 | 0 | 0 | 0 |
| 2,529.3 | | Statutory Rape | | 0 | 0 | 0 | 0 |
| 2,529.3 | | Aggravated Assault | | 3 | 2 | 2 | 0 |
| 2,529.3 | | Simple Assault | | 27 | 14 | 13 | 0 |
| 2,529.3 | | Intimidation | | 49 | 7 | 3 | 1 |
| 2,529.3 | | Human Trafficking, Commercial Sex Acts | | 0 | 0 | 0 | 0 |
| 2,529.3 | | Human Trafficking, Involuntary Servitude | | 0 | 0 | 0 | 0 |
| Arrest Overview | | | | Crimes Against Property | | | |
| 141 | | Arson | | 0 | 0 | 0 | 0 |
| 125 | | Bribery | | 0 | 0 | 0 | 0 |
| 16 | | Burglary/Breaking & Entering | | 9 | 1 | 0 | 0 |
| 0 | | Counterfeiting/Forgery | | 0 | 0 | 0 | 0 |
| 1,896.9 | | Destruction/Damage/Vandalism of Property | | 21 | 7 | 0 | 3 |
| 1,896.9 | | Embezzlement | | 0 | 0 | 0 | 0 |
| 1,896.9 | | Extortion/Blackmail | | 0 | 0 | 0 | 0 |
| 1,896.9 | | False Pretenses/Swindle/Confidence Game | | 2 | 0 | 1 | 0 |
| 1,896.9 | | Credit Card/Automated Teller Machine Fraud | | 1 | 0 | 0 | 0 |
| 1,896.9 | | Impersonation | | 1 | 0 | 0 | 0 |
| 1,896.9 | | Welfare Fraud | | 0 | 0 | 0 | 0 |
| 1,896.9 | | Wire Fraud | | 0 | 0 | 0 | 0 |
| 1,896.9 | | Identity Theft | | 0 | 0 | 0 | 0 |
| 1,896.9 | | Hacking/Computer Invasion | | 0 | 0 | 0 | 0 |
| 1,896.9 | | Robbery | | 0 | 0 | 0 | 0 |
| 1,896.9 | | Pocket-picking | | 0 | 0 | 0 | 0 |
| 1,896.9 | | Purse-snatching | | 0 | 0 | 0 | 0 |
| 1,896.9 | | Shoplifting | | 28 | 21 | 0 | 0 |
| 1,896.9 | | Theft From Building | | 0 | 0 | 0 | 0 |
| 1,896.9 | | Theft From Coin Operated Machine or Device | | 0 | 0 | 0 | 0 |
| 1,896.9 | | Theft From Motor Vehicle | | 8 | 2 | 2 | 0 |
| 1,896.9 | | Theft of Motor Vehicle Parts/Accessories | | 0 | 0 | 0 | 0 |
| 1,896.9 | | All Other Larceny | | 28 | 11 | 29 | 3 |
| 1,896.9 | | Motor Vehicle Theft | | 1 | 0 | 0 | 0 |
| 1,896.9 | | Stolen Property Offenses | | 0 | 0 | 0 | 0 |
| Group B Arrests | | | | Crimes Against Society | | | |
| 70 | | Drug/Narcotic Violations | | 6 | 5 | 5 | 1 |
| 70 | | Drug Equipment Violations | | 0 | 0 | 0 | 0 |
| 70 | | Betting/Wagering | | 0 | 0 | 0 | 0 |
| 70 | | Operating/Promoting/Assisting Gambling | | 0 | 0 | 0 | 0 |
| 70 | | Gambling Equipment Violations | | 0 | 0 | 0 | 0 |
| 70 | | Sports Tampering | | 0 | 0 | 0 | 0 |
| 70 | | Pornography/Obscene Material | | 0 | 0 | 0 | 0 |
| 70 | | Prostitution | | 0 | 0 | 0 | 0 |
| 70 | | Assisting or Promoting Prostitution | | 0 | 0 | 0 | 0 |
| 70 | | Purchasing Prostitution | | 0 | 0 | 0 | 0 |
| 70 | | Weapon Law Violations | | 0 | 0 | 0 | 0 |
| 70 | | Animal Cruelty | | 0 | 0 | 0 | 0 |
| Total Group A Offenses | | | | 188 | 70 | 55 | 9 |

(*) Offenses are counted using the FBI Units of Count for Crime

(**) The 'Arrests' column shows arrests made for incidents during the selected period, regardless of arrest date. Arrest counts for the same period may change over time.

Orono PD - ME0100600 - NIBRS Agency Crime Overview - 2024

| 2024 Population Estimate | | 12,641 | Offenses (*) | | Arrests (**) | | |
|---------------------------------------|--------------|-----------------|--|-----------|--------------|-----------|----------|
| Offense Overview | | | Reported | Cleared | Adult | Juvenile | |
| Group A Offenses | | | | | | | |
| Crimes Against Persons | | | | | | | |
| Offense Total | 55 | | Murder and Nonnegligent Manslaughter | 0 | 0 | 0 | 0 |
| Number Cleared | 39 | | Negligent Manslaughter | 0 | 0 | 0 | 0 |
| Percent Cleared | 70.91% | | Kidnapping/Abduction | 0 | 0 | 1 | 0 |
| Group A Crimes per 100,000 population | 435.1 | | All Rape | 2 | 1 | 1 | 0 |
| | | | Criminal Sexual Contact | 0 | 0 | 0 | 0 |
| | | | Incest | 0 | 0 | 0 | 0 |
| | | | Statutory Rape | 0 | 0 | 0 | 0 |
| Arrest Overview | | | Aggravated Assault | 4 | 1 | 1 | 0 |
| Total Arrests | 78 | | Simple Assault | 16 | 14 | 11 | 2 |
| Adult Arrests | 75 | | Intimidation | 1 | 1 | 0 | 0 |
| Juvenile Arrests | 3 | | Human Trafficking, Commercial Sex Acts | 0 | 0 | 0 | 0 |
| Unknown Age | 0 | | Human Trafficking, Involuntary Servitude | 0 | 0 | 0 | 0 |
| Arrests per 100,000 population | 617.0 | | Crimes Against Property | | | | |
| Average number offenses/incident | 1.10 | | Arson | 0 | 0 | 0 | 0 |
| | | | Bribery | 0 | 0 | 0 | 0 |
| | | | Burglary/Breaking & Entering | 2 | 0 | 0 | 0 |
| | | | Counterfeiting/Forgery | 0 | 0 | 0 | 0 |
| | | | Destruction/Damage/Vandalism of Property | 8 | 6 | 4 | 0 |
| | | | Embezzlement | 0 | 0 | 0 | 0 |
| | | | Extortion/Blackmail | 0 | 0 | 0 | 0 |
| | | | False Pretenses/Swindle/Confidence Game | 0 | 0 | 1 | 0 |
| | | | Credit Card/Automated Teller Machine Fraud | 0 | 0 | 0 | 0 |
| | | | Impersonation | 0 | 0 | 1 | 0 |
| | | | Welfare Fraud | 0 | 0 | 0 | 0 |
| | | | Wire Fraud | 0 | 0 | 0 | 0 |
| | | | Identity Theft | 0 | 0 | 0 | 0 |
| | | | Hacking/Computer Invasion | 0 | 0 | 0 | 0 |
| | | | Robbery | 0 | 0 | 0 | 0 |
| | | | Pocket-picking | 0 | 0 | 0 | 0 |
| | | | Purse-snatching | 0 | 0 | 0 | 0 |
| | | | Shoplifting | 1 | 1 | 0 | 0 |
| | | | Theft From Building | 0 | 0 | 0 | 0 |
| | | | Theft From Coin Operated Machine or Device | 0 | 0 | 0 | 0 |
| | | | Theft From Motor Vehicle | 1 | 1 | 1 | 0 |
| | | | Theft of Motor Vehicle Parts/Accessories | 0 | 0 | 0 | 0 |
| | | | All Other Larceny | 9 | 3 | 2 | 0 |
| | | | Motor Vehicle Theft | 0 | 0 | 0 | 0 |
| | | | Stolen Property Offenses | 0 | 0 | 1 | 0 |
| | | | Crimes Against Society | | | | |
| | | | Drug/Narcotic Violations | 9 | 9 | 8 | 0 |
| | | | Drug Equipment Violations | 1 | 1 | 0 | 0 |
| | | | Betting/Wagering | 0 | 0 | 0 | 0 |
| | | | Operating/Promoting/Assisting Gambling | 0 | 0 | 0 | 0 |
| | | | Gambling Equipment Violations | 0 | 0 | 0 | 0 |
| | | | Sports Tampering | 0 | 0 | 0 | 0 |
| | | | Pornography/Obscene Material | 1 | 1 | 0 | 1 |
| | | | Prostitution | 0 | 0 | 0 | 0 |
| | | | Assisting or Promoting Prostitution | 0 | 0 | 0 | 0 |
| | | | Purchasing Prostitution | 0 | 0 | 0 | 0 |
| | | | Weapon Law Violations | 0 | 0 | 0 | 0 |
| | | | Animal Cruelty | 0 | 0 | 0 | 0 |
| | | | Total Group A Offenses | 55 | 39 | 32 | 3 |
| Group B Arrests | | | | | | | |
| Offense | Adult | Juvenile | | | | | |
| Bad Checks | 0 | 0 | Credit Card/Automated Teller Machine Fraud | 0 | 0 | 0 | 0 |
| Curfew/Loitering/Vagrancy Violations | 0 | 0 | Impersonation | 0 | 0 | 1 | 0 |
| Disorderly Conduct | 2 | 0 | Welfare Fraud | 0 | 0 | 0 | 0 |
| Driving Under the Influence | 20 | 0 | Wire Fraud | 0 | 0 | 0 | 0 |
| Drunkenness | 0 | 0 | Identity Theft | 0 | 0 | 0 | 0 |
| Family Offenses (Nonviolent) | 0 | 0 | Hacking/Computer Invasion | 0 | 0 | 0 | 0 |
| Liquor Law Violations | 0 | 0 | Robbery | 0 | 0 | 0 | 0 |
| Peeping Tom | 0 | 0 | Pocket-picking | 0 | 0 | 0 | 0 |
| Trespass of Real Property | 6 | 0 | Purse-snatching | 0 | 0 | 0 | 0 |
| All Other Offenses | 15 | 0 | Shoplifting | 1 | 1 | 0 | 0 |
| Total Group B | 43 | 0 | Theft From Building | 0 | 0 | 0 | 0 |
| | | | Theft From Coin Operated Machine or Device | 0 | 0 | 0 | 0 |
| | | | Theft From Motor Vehicle | 1 | 1 | 1 | 0 |
| | | | Theft of Motor Vehicle Parts/Accessories | 0 | 0 | 0 | 0 |
| | | | All Other Larceny | 9 | 3 | 2 | 0 |
| | | | Motor Vehicle Theft | 0 | 0 | 0 | 0 |
| | | | Stolen Property Offenses | 0 | 0 | 1 | 0 |

(*) Offenses are counted using the FBI Units of Count for Crime

(**) The 'Arrests' column shows arrests made for incidents during the selected period, regardless of arrest date. Arrest counts for the same period may change over time.

Oxford PD - ME0091000 - NIBRS Agency Crime Overview - 2024

| 2024 Population Estimate | | 4,419 | | Offenses (*) | | Arrests (**) | |
|---------------------------------------|--------------|--|--|--------------|------------|--------------|----------|
| Offense Overview | | | | Reported | Cleared | Adult | Juvenile |
| Group A Offenses | | | | | | | |
| Crimes Against Persons | | | | | | | |
| Offense Total | 261 | Murder and Nonnegligent Manslaughter | | 0 | 0 | 0 | 0 |
| Number Cleared | 186 | Negligent Manslaughter | | 0 | 0 | 0 | 0 |
| Percent Cleared | 71.26% | Kidnapping/Abduction | | 0 | 0 | 0 | 0 |
| Group A Crimes per 100,000 population | 5,906.3 | All Rape | | 2 | 0 | 0 | 0 |
| | | Criminal Sexual Contact | | 1 | 1 | 1 | 0 |
| | | Incest | | 0 | 0 | 0 | 0 |
| | | Statutory Rape | | 0 | 0 | 0 | 0 |
| | | Aggravated Assault | | 0 | 0 | 0 | 0 |
| | | Simple Assault | | 24 | 22 | 21 | 1 |
| | | Intimidation | | 12 | 10 | 8 | 0 |
| | | Human Trafficking, Commercial Sex Acts | | 0 | 0 | 0 | 0 |
| | | Human Trafficking, Involuntary Servitude | | 0 | 0 | 0 | 0 |
| | | Crimes Against Property | | | | | |
| | | Arson | | 0 | 0 | 0 | 0 |
| | | Bribery | | 0 | 0 | 0 | 0 |
| | | Burglary/Breaking & Entering | | 4 | 2 | 0 | 0 |
| | | Counterfeiting/Forgery | | 1 | 0 | 0 | 0 |
| | | Destruction/Damage/Vandalism of Property | | 15 | 9 | 7 | 0 |
| | | Embezzlement | | 0 | 0 | 0 | 0 |
| | | Extortion/Blackmail | | 0 | 0 | 0 | 0 |
| | | False Pretenses/Swindle/Confidence Game | | 1 | 1 | 2 | 0 |
| | | Credit Card/Automated Teller Machine Fraud | | 1 | 0 | 0 | 0 |
| | | Impersonation | | 2 | 1 | 1 | 0 |
| | | Welfare Fraud | | 0 | 0 | 0 | 0 |
| | | Wire Fraud | | 0 | 0 | 0 | 0 |
| | | Identity Theft | | 0 | 0 | 0 | 0 |
| | | Hacking/Computer Invasion | | 0 | 0 | 0 | 0 |
| | | Robbery | | 0 | 0 | 0 | 0 |
| | | Pocket-picking | | 0 | 0 | 0 | 0 |
| | | Purse-snatching | | 0 | 0 | 0 | 0 |
| | | Shoplifting | | 118 | 86 | 61 | 0 |
| | | Theft From Building | | 0 | 0 | 0 | 0 |
| | | Theft From Coin Operated Machine or Device | | 0 | 0 | 0 | 0 |
| | | Theft From Motor Vehicle | | 4 | 3 | 3 | 0 |
| | | Theft of Motor Vehicle Parts/Accessories | | 0 | 0 | 0 | 0 |
| | | All Other Larceny | | 31 | 11 | 31 | 0 |
| | | Motor Vehicle Theft | | 5 | 2 | 2 | 0 |
| | | Stolen Property Offenses | | 0 | 0 | 0 | 0 |
| | | Crimes Against Society | | | | | |
| | | Drug/Narcotic Violations | | 34 | 32 | 18 | 0 |
| | | Drug Equipment Violations | | 0 | 0 | 0 | 0 |
| | | Betting/Wagering | | 0 | 0 | 0 | 0 |
| | | Operating/Promoting/Assisting Gambling | | 0 | 0 | 0 | 0 |
| | | Gambling Equipment Violations | | 0 | 0 | 0 | 0 |
| | | Sports Tampering | | 0 | 0 | 0 | 0 |
| | | Pornography/Obscene Material | | 0 | 0 | 0 | 0 |
| | | Prostitution | | 0 | 0 | 0 | 0 |
| | | Assisting or Promoting Prostitution | | 0 | 0 | 0 | 0 |
| | | Purchasing Prostitution | | 0 | 0 | 0 | 0 |
| | | Weapon Law Violations | | 5 | 5 | 5 | 0 |
| | | Animal Cruelty | | 1 | 1 | 1 | 0 |
| | | Total Group A Offenses | | 261 | 186 | 161 | 1 |
| Group B Arrests | | | | | | | |
| Offense | Adult | Juvenile | | | | | |
| Bad Checks | 0 | 0 | Credit Card/Automated Teller Machine Fraud | | 1 | 0 | 0 |
| Curfew/Loitering/Vagrancy Violations | 0 | 0 | Impersonation | | 2 | 1 | 0 |
| Disorderly Conduct | 1 | 0 | Welfare Fraud | | 0 | 0 | 0 |
| Driving Under the Influence | 31 | 1 | Wire Fraud | | 0 | 0 | 0 |
| Drunkness | 0 | 0 | Identity Theft | | 0 | 0 | 0 |
| Family Offenses (Nonviolent) | 4 | 0 | Hacking/Computer Invasion | | 0 | 0 | 0 |
| Liquor Law Violations | 2 | 1 | Robbery | | 0 | 0 | 0 |
| Peeping Tom | 0 | 0 | Pocket-picking | | 0 | 0 | 0 |
| Trespass of Real Property | 17 | 0 | Purse-snatching | | 0 | 0 | 0 |
| All Other Offenses | 111 | 1 | Shoplifting | | 118 | 86 | 61 |
| Total Group B | 166 | 3 | Theft From Building | | 0 | 0 | 0 |
| | | | Theft From Coin Operated Machine or Device | | 0 | 0 | 0 |
| | | | Theft From Motor Vehicle | | 4 | 3 | 3 |
| | | | Theft of Motor Vehicle Parts/Accessories | | 0 | 0 | 0 |
| | | | All Other Larceny | | 31 | 11 | 31 |
| | | | Motor Vehicle Theft | | 5 | 2 | 2 |
| | | | Stolen Property Offenses | | 0 | 0 | 0 |

(*) Offenses are counted using the FBI Units of Count for Crime

(**) The 'Arrests' column shows arrests made for incidents during the selected period, regardless of arrest date. Arrest counts for the same period may change over time.

Oxford SO - ME0090000 - NIBRS Agency Crime Overview - 2024

| 2024 Population Estimate | | 35,707 | | Offenses (*) | | Arrests (**) | | |
|---------------------------------------|--|---------|--|--|---------|--------------|----------|---|
| | | | | Reported | Cleared | Adult | Juvenile | |
| Offense Overview | | | | Group A Offenses | | | | |
| Offense Total | | | | Crimes Against Persons | | | | |
| Offense Total | | 668 | | Murder and Nonnegligent Manslaughter | 0 | 0 | 0 | 0 |
| Number Cleared | | 264 | | Negligent Manslaughter | 1 | 1 | 1 | 0 |
| Percent Cleared | | 39.52% | | Kidnapping/Abduction | 1 | 1 | 1 | 0 |
| Group A Crimes per 100,000 population | | 1,870.8 | | All Rape | 10 | 3 | 3 | 0 |
| | | | | Criminal Sexual Contact | 6 | 1 | 2 | 0 |
| | | | | Incest | 0 | 0 | 0 | 0 |
| | | | | Statutory Rape | 0 | 0 | 0 | 0 |
| Arrest Overview | | | | Aggravated Assault | 15 | 13 | 17 | 0 |
| Total Arrests | | 513 | | Simple Assault | 55 | 26 | 71 | 0 |
| Adult Arrests | | 503 | | Intimidation | 166 | 98 | 17 | 1 |
| Juvenile Arrests | | 10 | | Human Trafficking, Commercial Sex Acts | 0 | 0 | 0 | 0 |
| Unknown Age | | 0 | | Human Trafficking, Involuntary Servitude | 0 | 0 | 0 | 0 |
| Arrests per 100,000 population | | 1,436.7 | | Crimes Against Property | | | | |
| Average number offenses/incident | | 1.14 | | Arson | 0 | 0 | 0 | 0 |
| | | | | Bribery | 0 | 0 | 0 | 0 |
| | | | | Burglary/Breaking & Entering | 41 | 12 | 8 | 2 |
| | | | | Counterfeiting/Forgery | 3 | 0 | 2 | 0 |
| | | | | Destruction/Damage/Vandalism of Property | 59 | 17 | 13 | 0 |
| | | | | Embezzlement | 1 | 0 | 0 | 0 |
| | | | | Extortion/Blackmail | 0 | 0 | 0 | 0 |
| | | | | False Pretenses/Swindle/Confidence Game | 24 | 0 | 0 | 0 |
| | | | | Credit Card/Automated Teller Machine Fraud | 0 | 0 | 0 | 0 |
| | | | | Impersonation | 1 | 0 | 0 | 0 |
| | | | | Welfare Fraud | 0 | 0 | 0 | 0 |
| | | | | Wire Fraud | 0 | 0 | 0 | 0 |
| | | | | Identity Theft | 0 | 0 | 0 | 0 |
| | | | | Hacking/Computer Invasion | 0 | 0 | 0 | 0 |
| | | | | Robbery | 4 | 4 | 4 | 0 |
| | | | | Pocket-picking | 0 | 0 | 0 | 0 |
| | | | | Purse-snatching | 0 | 0 | 0 | 0 |
| | | | | Shoplifting | 8 | 0 | 0 | 0 |
| | | | | Theft From Building | 2 | 0 | 0 | 0 |
| | | | | Theft From Coin Operated Machine or Device | 0 | 0 | 0 | 0 |
| | | | | Theft From Motor Vehicle | 7 | 3 | 4 | 0 |
| | | | | Theft of Motor Vehicle Parts/Accessories | 2 | 1 | 1 | 0 |
| | | | | All Other Larceny | 170 | 24 | 19 | 2 |
| | | | | Motor Vehicle Theft | 18 | 3 | 2 | 0 |
| | | | | Stolen Property Offenses | 2 | 0 | 1 | 0 |
| | | | | Crimes Against Society | | | | |
| | | | | Drug/Narcotic Violations | 49 | 41 | 37 | 0 |
| | | | | Drug Equipment Violations | 0 | 0 | 0 | 0 |
| | | | | Betting/Wagering | 0 | 0 | 0 | 0 |
| | | | | Operating/Promoting/Assisting Gambling | 0 | 0 | 0 | 0 |
| | | | | Gambling Equipment Violations | 0 | 0 | 0 | 0 |
| | | | | Sports Tampering | 0 | 0 | 0 | 0 |
| | | | | Pornography/Obscene Material | 3 | 1 | 1 | 0 |
| | | | | Prostitution | 0 | 0 | 0 | 0 |
| | | | | Assisting or Promoting Prostitution | 0 | 0 | 0 | 0 |
| | | | | Purchasing Prostitution | 0 | 0 | 0 | 0 |
| | | | | Weapon Law Violations | 20 | 15 | 7 | 0 |
| | | | | Animal Cruelty | 0 | 0 | 0 | 0 |
| | | | | Total Group A Offenses | | | | |
| | | | | 668 | | | | |
| | | | | 264 | | | | |
| | | | | 211 | | | | |
| | | | | 5 | | | | |

(*) Offenses are counted using the FBI Units of Count for Crime

(**) The 'Arrests' column shows arrests made for incidents during the selected period, regardless of arrest date. Arrest counts for the same period may change over time.

Paris PD - ME0090500 - NIBRS Agency Crime Overview - 2024

| 2024 Population Estimate | | 5,429 | Offenses (*) | | Arrests (**) | |
|---------------------------------------|--------------|--|--------------|-----------|--------------|-----------|
| Offense Overview | | | Reported | Cleared | Adult | Juvenile |
| Group A Offenses | | | | | | |
| Crimes Against Persons | | | | | | |
| Offense Total | 136 | Murder and Nonnegligent Manslaughter | 0 | 0 | 0 | 0 |
| Number Cleared | 61 | Negligent Manslaughter | 0 | 0 | 0 | 0 |
| Percent Cleared | 44.85% | Kidnapping/Abduction | 0 | 0 | 0 | 0 |
| Group A Crimes per 100,000 population | 2,505.1 | All Rape | 1 | 1 | 0 | 1 |
| | | Criminal Sexual Contact | 0 | 0 | 0 | 0 |
| | | Incest | 0 | 0 | 0 | 0 |
| | | Statutory Rape | 0 | 0 | 0 | 0 |
| | | Aggravated Assault | 3 | 2 | 3 | 0 |
| | | Simple Assault | 14 | 10 | 9 | 6 |
| | | Intimidation | 16 | 8 | 0 | 0 |
| | | Human Trafficking, Commercial Sex Acts | 0 | 0 | 0 | 0 |
| | | Human Trafficking, Involuntary Servitude | 0 | 0 | 0 | 0 |
| Crimes Against Property | | | | | | |
| | | Arson | 0 | 0 | 0 | 0 |
| | | Bribery | 0 | 0 | 0 | 0 |
| | | Burglary/Breaking & Entering | 5 | 2 | 2 | 0 |
| | | Counterfeiting/Forgery | 6 | 1 | 1 | 0 |
| | | Destruction/Damage/Vandalism of Property | 15 | 5 | 2 | 1 |
| | | Embezzlement | 0 | 0 | 0 | 0 |
| | | Extortion/Blackmail | 0 | 0 | 0 | 0 |
| | | False Pretenses/Swindle/Confidence Game | 6 | 2 | 1 | 0 |
| | | Credit Card/Automated Teller Machine Fraud | 0 | 0 | 0 | 0 |
| | | Impersonation | 1 | 1 | 0 | 0 |
| | | Welfare Fraud | 0 | 0 | 0 | 0 |
| | | Wire Fraud | 0 | 0 | 0 | 0 |
| | | Identity Theft | 0 | 0 | 0 | 0 |
| | | Hacking/Computer Invasion | 0 | 0 | 0 | 0 |
| | | Robbery | 0 | 0 | 0 | 0 |
| | | Pocket-picking | 0 | 0 | 0 | 0 |
| | | Purse-snatching | 1 | 1 | 0 | 0 |
| | | Shoplifting | 3 | 3 | 0 | 0 |
| | | Theft From Building | 3 | 0 | 0 | 0 |
| | | Theft From Coin Operated Machine or Device | 0 | 0 | 0 | 0 |
| | | Theft From Motor Vehicle | 16 | 2 | 0 | 2 |
| | | Theft of Motor Vehicle Parts/Accessories | 1 | 0 | 0 | 0 |
| | | All Other Larceny | 25 | 8 | 11 | 3 |
| | | Motor Vehicle Theft | 7 | 3 | 2 | 0 |
| | | Stolen Property Offenses | 0 | 0 | 0 | 0 |
| Crimes Against Society | | | | | | |
| | | Drug/Narcotic Violations | 12 | 11 | 11 | 0 |
| | | Drug Equipment Violations | 0 | 0 | 0 | 0 |
| | | Betting/Wagering | 0 | 0 | 0 | 0 |
| | | Operating/Promoting/Assisting Gambling | 0 | 0 | 0 | 0 |
| | | Gambling Equipment Violations | 0 | 0 | 0 | 0 |
| | | Sports Tampering | 0 | 0 | 0 | 0 |
| | | Pornography/Obscene Material | 0 | 0 | 0 | 0 |
| | | Prostitution | 0 | 0 | 0 | 0 |
| | | Assisting or Promoting Prostitution | 0 | 0 | 0 | 0 |
| | | Purchasing Prostitution | 0 | 0 | 0 | 0 |
| | | Weapon Law Violations | 1 | 1 | 0 | 0 |
| | | Animal Cruelty | 0 | 0 | 0 | 0 |
| Total Group A Offenses | | | 136 | 61 | 42 | 13 |
| Group B Arrests | | | | | | |
| Offense | Adult | Juvenile | | | | |
| Bad Checks | 0 | 0 | | | | |
| Curfew/Loitering/Vagrancy Violations | 0 | 0 | | | | |
| Disorderly Conduct | 2 | 0 | | | | |
| Driving Under the Influence | 9 | 0 | | | | |
| Drunkenness | 0 | 0 | | | | |
| Family Offenses (Nonviolent) | 0 | 0 | | | | |
| Liquor Law Violations | 0 | 0 | | | | |
| Peeping Tom | 0 | 0 | | | | |
| Trespass of Real Property | 1 | 0 | | | | |
| All Other Offenses | 64 | 1 | | | | |
| Total Group B | 76 | 1 | | | | |

(*) Offenses are counted using the FBI Units of Count for Crime

(**) The 'Arrests' column shows arrests made for incidents during the selected period, regardless of arrest date. Arrest counts for the same period may change over time.

Penobscot SO - ME0100000 - NIBRS Agency Crime Overview - 2024

| 2024 Population Estimate | 62,889 | Offenses (*) | | Arrests (**) | | |
|--------------------------------------|--------------|--|--------------|--------------|------------|-----------|
| | | Reported | Cleared | Adult | Juvenile | |
| Offense Overview | | Group A Offenses | | | | |
| Offense Total | | Crimes Against Persons | | | | |
| 1,019 | | Murder and Nonnegligent Manslaughter | 0 | 0 | 0 | 0 |
| 399 | | Negligent Manslaughter | 1 | 0 | 0 | 0 |
| 39.16% | | Kidnapping/Abduction | 4 | 4 | 1 | 0 |
| | | All Rape | 4 | 1 | 0 | 0 |
| 1,620.3 | | Criminal Sexual Contact | 5 | 1 | 1 | 0 |
| | | Incest | 1 | 0 | 0 | 0 |
| | | Statutory Rape | 2 | 0 | 0 | 0 |
| | | Aggravated Assault | 15 | 11 | 11 | 0 |
| | | Simple Assault | 148 | 90 | 59 | 10 |
| | | Intimidation | 205 | 31 | 17 | 1 |
| | | Human Trafficking, Commercial Sex Acts | 0 | 0 | 0 | 0 |
| | | Human Trafficking, Involuntary Servitude | 0 | 0 | 0 | 0 |
| Arrest Overview | | Crimes Against Property | | | | |
| 572 | | Arson | 0 | 0 | 0 | 0 |
| 549 | | Bribery | 1 | 1 | 1 | 0 |
| 23 | | Burglary/Breaking & Entering | 42 | 8 | 3 | 3 |
| 0 | | Counterfeiting/Forgery | 11 | 7 | 6 | 0 |
| 909.5 | | Destruction/Damage/Vandalism of Property | 108 | 36 | 20 | 3 |
| | | Embezzlement | 0 | 0 | 0 | 0 |
| | | Extortion/Blackmail | 0 | 0 | 0 | 0 |
| | | False Pretenses/Swindle/Confidence Game | 51 | 3 | 3 | 0 |
| | | Credit Card/Automated Teller Machine Fraud | 2 | 0 | 0 | 0 |
| | | Impersonation | 2 | 0 | 0 | 0 |
| | | Welfare Fraud | 0 | 0 | 0 | 0 |
| | | Wire Fraud | 2 | 2 | 1 | 0 |
| | | Identity Theft | 0 | 0 | 0 | 0 |
| | | Hacking/Computer Invasion | 0 | 0 | 0 | 0 |
| | | Robbery | 1 | 1 | 3 | 0 |
| | | Pocket-picking | 0 | 0 | 0 | 0 |
| | | Purse-snatching | 0 | 0 | 0 | 0 |
| | | Shoplifting | 8 | 2 | 0 | 0 |
| | | Theft From Building | 3 | 1 | 0 | 0 |
| | | Theft From Coin Operated Machine or Device | 0 | 0 | 0 | 0 |
| | | Theft From Motor Vehicle | 26 | 3 | 0 | 1 |
| | | Theft of Motor Vehicle Parts/Accessories | 4 | 2 | 0 | 0 |
| | | All Other Larceny | 181 | 41 | 37 | 4 |
| | | Motor Vehicle Theft | 43 | 15 | 8 | 1 |
| | | Stolen Property Offenses | 8 | 6 | 5 | 0 |
| Group B Arrests | | Crimes Against Society | | | | |
| | | Drug/Narcotic Violations | 123 | 116 | 128 | 0 |
| | | Drug Equipment Violations | 0 | 0 | 0 | 0 |
| | | Betting/Wagering | 0 | 0 | 0 | 0 |
| | | Operating/Promoting/Assisting Gambling | 0 | 0 | 0 | 0 |
| | | Gambling Equipment Violations | 0 | 0 | 0 | 0 |
| | | Sports Tampering | 0 | 0 | 0 | 0 |
| | | Pornography/Obscene Material | 1 | 1 | 0 | 0 |
| | | Prostitution | 0 | 0 | 0 | 0 |
| | | Assisting or Promoting Prostitution | 0 | 0 | 0 | 0 |
| | | Purchasing Prostitution | 0 | 0 | 0 | 0 |
| | | Weapon Law Violations | 14 | 13 | 4 | 0 |
| | | Animal Cruelty | 3 | 3 | 2 | 0 |
| | | Total Group A Offenses | 1,019 | 399 | 310 | 23 |
| Group B Arrests | | | | | | |
| Offense | Adult | Juvenile | | | | |
| Bad Checks | 0 | 0 | | | | |
| Curfew/Loitering/Vagrancy Violations | 0 | 0 | | | | |
| Disorderly Conduct | 13 | 0 | | | | |
| Driving Under the Influence | 61 | 0 | | | | |
| Drunkenness | 0 | 0 | | | | |
| Family Offenses (Nonviolent) | 2 | 0 | | | | |
| Liquor Law Violations | 2 | 0 | | | | |
| Peeping Tom | 0 | 0 | | | | |
| Trespass of Real Property | 11 | 0 | | | | |
| All Other Offenses | 150 | 0 | | | | |
| Total Group B | 239 | 0 | | | | |

(*) Offenses are counted using the FBI Units of Count for Crime

(**) The 'Arrests' column shows arrests made for incidents during the selected period, regardless of arrest date. Arrest counts for the same period may change over time.

Phippsburg PD - ME0120500 - NIBRS Agency Crime Overview - 2024

| 2024 Population Estimate | | 2,222 | Offenses (*) | | Arrests (**) | | |
|---------------------------------------|--------------|-----------------|--|----------|--------------|----------|----------|
| | | | Reported | Cleared | Adult | Juvenile | |
| Offense Overview | | | Group A Offenses | | | | |
| | | | Crimes Against Persons | | | | |
| Offense Total | 6 | | Murder and Nonnegligent Manslaughter | 0 | 0 | 0 | 0 |
| Number Cleared | 3 | | Negligent Manslaughter | 0 | 0 | 0 | 0 |
| Percent Cleared | 50.00% | | Kidnapping/Abduction | 0 | 0 | 0 | 0 |
| Group A Crimes per 100,000 population | 270.0 | | All Rape | 0 | 0 | 0 | 0 |
| | | | Criminal Sexual Contact | 0 | 0 | 0 | 0 |
| | | | Incest | 0 | 0 | 0 | 0 |
| | | | Statutory Rape | 0 | 0 | 0 | 0 |
| | | | Aggravated Assault | 0 | 0 | 0 | 0 |
| Arrest Overview | | | Simple Assault | 0 | 0 | 0 | 0 |
| Total Arrests | 1 | | Intimidation | 2 | 1 | 0 | 0 |
| Adult Arrests | 1 | | Human Trafficking, Commercial Sex Acts | 0 | 0 | 0 | 0 |
| Juvenile Arrests | 0 | | Human Trafficking, Involuntary Servitude | 0 | 0 | 0 | 0 |
| Unknown Age | 0 | | Crimes Against Property | | | | |
| Arrests per 100,000 population | 45.0 | | Arson | 0 | 0 | 0 | 0 |
| | | | Bribery | 0 | 0 | 0 | 0 |
| | | | Burglary/Breaking & Entering | 0 | 0 | 0 | 0 |
| | | | Counterfeiting/Forgery | 0 | 0 | 0 | 0 |
| | | | Destruction/Damage/Vandalism of Property | 3 | 2 | 1 | 0 |
| | | | Embezzlement | 0 | 0 | 0 | 0 |
| | | | Extortion/Blackmail | 0 | 0 | 0 | 0 |
| | | | False Pretenses/Swindle/Confidence Game | 0 | 0 | 0 | 0 |
| | | | Credit Card/Automated Teller Machine Fraud | 0 | 0 | 0 | 0 |
| | | | Impersonation | 0 | 0 | 0 | 0 |
| | | | Welfare Fraud | 0 | 0 | 0 | 0 |
| | | | Wire Fraud | 0 | 0 | 0 | 0 |
| | | | Identity Theft | 0 | 0 | 0 | 0 |
| | | | Hacking/Computer Invasion | 0 | 0 | 0 | 0 |
| | | | Robbery | 0 | 0 | 0 | 0 |
| | | | Pocket-picking | 0 | 0 | 0 | 0 |
| | | | Purse-snatching | 0 | 0 | 0 | 0 |
| | | | Shoplifting | 0 | 0 | 0 | 0 |
| | | | Theft From Building | 0 | 0 | 0 | 0 |
| | | | Theft From Coin Operated Machine or Device | 0 | 0 | 0 | 0 |
| | | | Theft From Motor Vehicle | 1 | 0 | 0 | 0 |
| | | | Theft of Motor Vehicle Parts/Accessories | 0 | 0 | 0 | 0 |
| | | | All Other Larceny | 0 | 0 | 0 | 0 |
| | | | Motor Vehicle Theft | 0 | 0 | 0 | 0 |
| | | | Stolen Property Offenses | 0 | 0 | 0 | 0 |
| | | | Crimes Against Society | | | | |
| | | | Drug/Narcotic Violations | 0 | 0 | 0 | 0 |
| | | | Drug Equipment Violations | 0 | 0 | 0 | 0 |
| | | | Betting/Wagering | 0 | 0 | 0 | 0 |
| | | | Operating/Promoting/Assisting Gambling | 0 | 0 | 0 | 0 |
| | | | Gambling Equipment Violations | 0 | 0 | 0 | 0 |
| | | | Sports Tampering | 0 | 0 | 0 | 0 |
| | | | Pornography/Obscene Material | 0 | 0 | 0 | 0 |
| | | | Prostitution | 0 | 0 | 0 | 0 |
| | | | Assisting or Promoting Prostitution | 0 | 0 | 0 | 0 |
| | | | Purchasing Prostitution | 0 | 0 | 0 | 0 |
| | | | Weapon Law Violations | 0 | 0 | 0 | 0 |
| | | | Animal Cruelty | 0 | 0 | 0 | 0 |
| | | | Total Group A Offenses | 6 | 3 | 1 | 0 |
| Group B Arrests | | | | | | | |
| Offense | Adult | Juvenile | | | | | |
| Bad Checks | 0 | 0 | | | | | |
| Curfew/Loitering/Vagrancy Violations | 0 | 0 | | | | | |
| Disorderly Conduct | 0 | 0 | | | | | |
| Driving Under the Influence | 0 | 0 | | | | | |
| Drunkenness | 0 | 0 | | | | | |
| Family Offenses (Nonviolent) | 0 | 0 | | | | | |
| Liquor Law Violations | 0 | 0 | | | | | |
| Peeping Tom | 0 | 0 | | | | | |
| Trespass of Real Property | 0 | 0 | | | | | |
| All Other Offenses | 0 | 0 | | | | | |
| Total Group B | 0 | 0 | | | | | |

(*) Offenses are counted using the FBI Units of Count for Crime

(**) The 'Arrests' column shows arrests made for incidents during the selected period, regardless of arrest date. Arrest counts for the same period may change over time.

Piscataquis SO - ME0110000 - NIBRS Agency Crime Overview - 2024

| 2024 Population Estimate | | 9,047 | Offenses (*) | | Arrests (**) | |
|---------------------------------------|--------------|-----------------|--|------------|--------------|-----------|
| Offense Overview | | | Reported | Cleared | Adult | Juvenile |
| Group A Offenses | | | Crimes Against Persons | | | |
| Offense Total | 133 | | Murder and Nonnegligent Manslaughter | 0 | 0 | 0 |
| Number Cleared | 64 | | Negligent Manslaughter | 0 | 0 | 0 |
| Percent Cleared | 48.12% | | Kidnapping/Abduction | 0 | 0 | 0 |
| Group A Crimes per 100,000 population | 1,470.1 | | All Rape | 0 | 0 | 0 |
| | | | Criminal Sexual Contact | 2 | 0 | 0 |
| | | | Incest | 0 | 0 | 0 |
| | | | Statutory Rape | 0 | 0 | 0 |
| | | | Aggravated Assault | 3 | 0 | 0 |
| Arrest Overview | | | Simple Assault | 23 | 18 | 17 |
| Total Arrests | 120 | | Intimidation | 24 | 3 | 2 |
| Adult Arrests | 116 | | Human Trafficking, Commercial Sex Acts | 0 | 0 | 0 |
| Juvenile Arrests | 4 | | Human Trafficking, Involuntary Servitude | 0 | 0 | 0 |
| Unknown Age | 0 | | Crimes Against Property | | | |
| Arrests per 100,000 population | 1,326.4 | | Arson | 0 | 0 | 0 |
| Average number offenses/incident | 1.04 | | Bribery | 0 | 0 | 0 |
| | | | Burglary/Breaking & Entering | 9 | 3 | 4 |
| | | | Counterfeiting/Forgery | 0 | 0 | 0 |
| | | | Destruction/Damage/Vandalism of Property | 9 | 4 | 1 |
| | | | Embezzlement | 0 | 0 | 0 |
| | | | Extortion/Blackmail | 0 | 0 | 0 |
| | | | False Pretenses/Swindle/Confidence Game | 2 | 0 | 0 |
| | | | Credit Card/Automated Teller Machine Fraud | 0 | 0 | 0 |
| | | | Impersonation | 0 | 0 | 0 |
| | | | Welfare Fraud | 0 | 0 | 0 |
| | | | Wire Fraud | 0 | 0 | 0 |
| | | | Identity Theft | 0 | 0 | 0 |
| | | | Hacking/Computer Invasion | 0 | 0 | 0 |
| | | | Robbery | 0 | 0 | 0 |
| | | | Pocket-picking | 0 | 0 | 0 |
| | | | Purse-snatching | 0 | 0 | 0 |
| | | | Shoplifting | 1 | 1 | 0 |
| | | | Theft From Building | 2 | 1 | 0 |
| | | | Theft From Coin Operated Machine or Device | 0 | 0 | 0 |
| | | | Theft From Motor Vehicle | 2 | 0 | 0 |
| | | | Theft of Motor Vehicle Parts/Accessories | 0 | 0 | 0 |
| | | | All Other Larceny | 16 | 1 | 2 |
| | | | Motor Vehicle Theft | 5 | 2 | 1 |
| | | | Stolen Property Offenses | 0 | 0 | 0 |
| | | | Crimes Against Society | | | |
| | | | Drug/Narcotic Violations | 33 | 30 | 35 |
| | | | Drug Equipment Violations | 0 | 0 | 0 |
| | | | Betting/Wagering | 0 | 0 | 0 |
| | | | Operating/Promoting/Assisting Gambling | 0 | 0 | 0 |
| | | | Gambling Equipment Violations | 0 | 0 | 0 |
| | | | Sports Tampering | 0 | 0 | 0 |
| | | | Pornography/Obscene Material | 0 | 0 | 0 |
| | | | Prostitution | 0 | 0 | 0 |
| | | | Assisting or Promoting Prostitution | 0 | 0 | 0 |
| | | | Purchasing Prostitution | 0 | 0 | 0 |
| | | | Weapon Law Violations | 2 | 1 | 0 |
| | | | Animal Cruelty | 0 | 0 | 0 |
| | | | Total Group A Offenses | 133 | 64 | 62 |
| | | | | | | 4 |
| Group B Arrests | | | | | | |
| Offense | Adult | Juvenile | | | | |
| Bad Checks | 0 | 0 | | | | |
| Curfew/Loitering/Vagrancy Violations | 0 | 0 | | | | |
| Disorderly Conduct | 1 | 0 | | | | |
| Driving Under the Influence | 16 | 0 | | | | |
| Drunkenness | 0 | 0 | | | | |
| Family Offenses (Nonviolent) | 0 | 0 | | | | |
| Liquor Law Violations | 1 | 0 | | | | |
| Peeping Tom | 0 | 0 | | | | |
| Trespass of Real Property | 6 | 0 | | | | |
| All Other Offenses | 30 | 0 | | | | |
| Total Group B | 54 | 0 | | | | |

(*) Offenses are counted using the FBI Units of Count for Crime

(**) The 'Arrests' column shows arrests made for incidents during the selected period, regardless of arrest date. Arrest counts for the same period may change over time.

Pittsfield PD - ME0130400 - NIBRS Agency Crime Overview - 2024

| 2024 Population Estimate | | 3,939 | Offenses (*) | | Arrests (**) | |
|---------------------------------------|--------------|--|--------------|-----------|--------------|----------|
| Offense Overview | | | Reported | Cleared | Adult | Juvenile |
| Group A Offenses | | | | | | |
| Crimes Against Persons | | | | | | |
| Offense Total | 96 | Murder and Nonnegligent Manslaughter | 0 | 0 | 0 | 0 |
| Number Cleared | 30 | Negligent Manslaughter | 0 | 0 | 0 | 0 |
| Percent Cleared | 31.25% | Kidnapping/Abduction | 0 | 0 | 0 | 0 |
| Group A Crimes per 100,000 population | 2,437.2 | All Rape | 0 | 0 | 0 | 0 |
| | | Criminal Sexual Contact | 1 | 1 | 0 | 0 |
| | | Incest | 0 | 0 | 0 | 0 |
| | | Statutory Rape | 1 | 0 | 0 | 0 |
| | | Aggravated Assault | 1 | 1 | 1 | 0 |
| Arrest Overview | | Simple Assault | 18 | 7 | 4 | 2 |
| Total Arrests | 57 | Intimidation | 4 | 0 | 0 | 0 |
| Adult Arrests | 51 | Human Trafficking, Commercial Sex Acts | 0 | 0 | 0 | 0 |
| Juvenile Arrests | 6 | Human Trafficking, Involuntary Servitude | 0 | 0 | 0 | 0 |
| Unknown Age | 0 | Crimes Against Property | | | | |
| Arrests per 100,000 population | 1,447.1 | Arson | 0 | 0 | 0 | 0 |
| Average number offenses/incident | 1.05 | Bribery | 0 | 0 | 0 | 0 |
| | | Burglary/Breaking & Entering | 7 | 1 | 1 | 0 |
| | | Counterfeiting/Forgery | 1 | 1 | 0 | 0 |
| | | Destruction/Damage/Vandalism of Property | 15 | 3 | 2 | 0 |
| | | Embezzlement | 0 | 0 | 0 | 0 |
| | | Extortion/Blackmail | 0 | 0 | 0 | 0 |
| | | False Pretenses/Swindle/Confidence Game | 3 | 0 | 0 | 0 |
| | | Credit Card/Automated Teller Machine Fraud | 0 | 0 | 0 | 0 |
| | | Impersonation | 0 | 0 | 0 | 0 |
| | | Welfare Fraud | 0 | 0 | 0 | 0 |
| | | Wire Fraud | 0 | 0 | 0 | 0 |
| | | Identity Theft | 0 | 0 | 0 | 0 |
| | | Hacking/Computer Invasion | 0 | 0 | 0 | 0 |
| | | Robbery | 0 | 0 | 0 | 0 |
| | | Pocket-picking | 0 | 0 | 0 | 0 |
| | | Purse-snatching | 0 | 0 | 0 | 0 |
| | | Shoplifting | 4 | 1 | 1 | 0 |
| | | Theft From Building | 1 | 0 | 0 | 0 |
| | | Theft From Coin Operated Machine or Device | 0 | 0 | 0 | 0 |
| | | Theft From Motor Vehicle | 1 | 0 | 0 | 0 |
| | | Theft of Motor Vehicle Parts/Accessories | 0 | 0 | 0 | 0 |
| | | All Other Larceny | 30 | 8 | 7 | 1 |
| | | Motor Vehicle Theft | 4 | 2 | 1 | 0 |
| | | Stolen Property Offenses | 0 | 0 | 0 | 0 |
| | | Crimes Against Society | | | | |
| | | Drug/Narcotic Violations | 5 | 5 | 5 | 1 |
| | | Drug Equipment Violations | 0 | 0 | 0 | 0 |
| | | Betting/Wagering | 0 | 0 | 0 | 0 |
| | | Operating/Promoting/Assisting Gambling | 0 | 0 | 0 | 0 |
| | | Gambling Equipment Violations | 0 | 0 | 0 | 0 |
| | | Sports Tampering | 0 | 0 | 0 | 0 |
| | | Pornography/Obscene Material | 0 | 0 | 0 | 0 |
| | | Prostitution | 0 | 0 | 0 | 0 |
| | | Assisting or Promoting Prostitution | 0 | 0 | 0 | 0 |
| | | Purchasing Prostitution | 0 | 0 | 0 | 0 |
| | | Weapon Law Violations | 0 | 0 | 0 | 0 |
| | | Animal Cruelty | 0 | 0 | 0 | 0 |
| | | Total Group A Offenses | 96 | 30 | 22 | 4 |
| Group B Arrests | | | | | | |
| Offense | Adult | Juvenile | | | | |
| Bad Checks | 0 | 0 | | | | |
| Curfew/Loitering/Vagrancy Violations | 0 | 0 | | | | |
| Disorderly Conduct | 1 | 0 | | | | |
| Driving Under the Influence | 8 | 0 | | | | |
| Drunkenness | 0 | 0 | | | | |
| Family Offenses (Nonviolent) | 0 | 0 | | | | |
| Liquor Law Violations | 0 | 0 | | | | |
| Peeping Tom | 0 | 0 | | | | |
| Trespass of Real Property | 3 | 0 | | | | |
| All Other Offenses | 17 | 2 | | | | |
| Total Group B | 29 | 2 | | | | |

(*) Offenses are counted using the FBI Units of Count for Crime

(**) The 'Arrests' column shows arrests made for incidents during the selected period, regardless of arrest date. Arrest counts for the same period may change over time.

Portland PD - ME0030500 - NIBRS Agency Crime Overview - 2024

| 2024 Population Estimate | | 69,310 | Offenses (*) | | Arrests (**) | | |
|---------------------------------------|--------------|-----------------|--|--------------|--------------|------------|-----------|
| Offense Overview | | | Reported | Cleared | Adult | Juvenile | |
| Group A Offenses | | | | | | | |
| Crimes Against Persons | | | | | | | |
| Offense Total | 3,739 | | Murder and Nonnegligent Manslaughter | 5 | 4 | 4 | 0 |
| Number Cleared | 1,121 | | Negligent Manslaughter | 0 | 0 | 0 | 0 |
| Percent Cleared | 29.98% | | Kidnapping/Abduction | 1 | 0 | 0 | 0 |
| Group A Crimes per 100,000 population | 5,394.6 | | All Rape | 29 | 1 | 1 | 0 |
| | | | Criminal Sexual Contact | 25 | 8 | 7 | 0 |
| | | | Incest | 0 | 0 | 0 | 0 |
| | | | Statutory Rape | 0 | 0 | 0 | 0 |
| Arrest Overview | | | Aggravated Assault | 116 | 61 | 54 | 2 |
| Total Arrests | 1,960 | | Simple Assault | 509 | 324 | 275 | 8 |
| Adult Arrests | 1,929 | | Intimidation | 135 | 61 | 49 | 2 |
| Juvenile Arrests | 31 | | Human Trafficking, Commercial Sex Acts | 0 | 0 | 0 | 0 |
| Unknown Age | 0 | | Human Trafficking, Involuntary Servitude | 0 | 0 | 0 | 0 |
| Arrests per 100,000 population | 2,827.9 | | Crimes Against Property | | | | |
| Average number offenses/incident | 1.14 | | Arson | 11 | 4 | 4 | 0 |
| | | | Bribery | 1 | 0 | 0 | 0 |
| | | | Burglary/Breaking & Entering | 102 | 22 | 20 | 2 |
| | | | Counterfeiting/Forgery | 39 | 10 | 8 | 0 |
| | | | Destruction/Damage/Vandalism of Property | 519 | 91 | 51 | 3 |
| | | | Embezzlement | 0 | 0 | 0 | 0 |
| | | | Extortion/Blackmail | 2 | 0 | 0 | 0 |
| | | | False Pretenses/Swindle/Confidence Game | 73 | 4 | 2 | 0 |
| | | | Credit Card/Automated Teller Machine Fraud | 91 | 14 | 6 | 2 |
| | | | Impersonation | 7 | 1 | 1 | 0 |
| | | | Welfare Fraud | 0 | 0 | 0 | 0 |
| | | | Wire Fraud | 17 | 1 | 1 | 0 |
| | | | Identity Theft | 36 | 2 | 0 | 0 |
| | | | Hacking/Computer Invasion | 0 | 0 | 0 | 0 |
| | | | Robbery | 35 | 10 | 10 | 3 |
| | | | Pocket-picking | 14 | 2 | 2 | 0 |
| | | | Purse-snatching | 11 | 2 | 0 | 1 |
| | | | Shoplifting | 284 | 102 | 103 | 0 |
| | | | Theft From Building | 290 | 27 | 25 | 0 |
| | | | Theft From Coin Operated Machine or Device | 0 | 0 | 0 | 0 |
| | | | Theft From Motor Vehicle | 553 | 26 | 17 | 0 |
| | | | Theft of Motor Vehicle Parts/Accessories | 25 | 0 | 0 | 0 |
| | | | All Other Larceny | 358 | 51 | 39 | 0 |
| | | | Motor Vehicle Theft | 109 | 12 | 10 | 0 |
| | | | Stolen Property Offenses | 42 | 28 | 22 | 0 |
| | | | Crimes Against Society | | | | |
| | | | Drug/Narcotic Violations | 254 | 232 | 228 | 1 |
| | | | Drug Equipment Violations | 0 | 0 | 0 | 0 |
| | | | Betting/Wagering | 0 | 0 | 0 | 0 |
| | | | Operating/Promoting/Assisting Gambling | 0 | 0 | 0 | 0 |
| | | | Gambling Equipment Violations | 0 | 0 | 0 | 0 |
| | | | Sports Tampering | 0 | 0 | 0 | 0 |
| | | | Pornography/Obscene Material | 10 | 3 | 3 | 0 |
| | | | Prostitution | 0 | 0 | 0 | 0 |
| | | | Assisting or Promoting Prostitution | 4 | 2 | 1 | 0 |
| | | | Purchasing Prostitution | 0 | 0 | 0 | 0 |
| | | | Weapon Law Violations | 12 | 10 | 9 | 0 |
| | | | Animal Cruelty | 20 | 6 | 7 | 0 |
| | | | Total Group A Offenses | 3,739 | 1,121 | 959 | 24 |
| Group B Arrests | | | | | | | |
| Offense | Adult | Juvenile | | | | | |
| Bad Checks | 0 | 0 | | | | | |
| Curfew/Loitering/Vagrancy Violations | 0 | 0 | | | | | |
| Disorderly Conduct | 76 | 2 | | | | | |
| Driving Under the Influence | 166 | 0 | | | | | |
| Drunkness | 0 | 0 | | | | | |
| Family Offenses (Nonviolent) | 5 | 0 | | | | | |
| Liquor Law Violations | 16 | 0 | | | | | |
| Peeping Tom | 0 | 0 | | | | | |
| Trespass of Real Property | 134 | 3 | | | | | |
| All Other Offenses | 573 | 2 | | | | | |
| Total Group B | 970 | 7 | | | | | |

(*) Offenses are counted using the FBI Units of Count for Crime

(**) The 'Arrests' column shows arrests made for incidents during the selected period, regardless of arrest date. Arrest counts for the same period may change over time.

Presque Isle PD - ME0020600 - NIBRS Agency Crime Overview - 2024

| 2024 Population Estimate | | 8,642 | Offenses (*) | | Arrests (**) | | |
|---------------------------------------|--------------|-----------------|--|------------|--------------|------------|----------|
| Offense Overview | | | Reported | Cleared | Adult | Juvenile | |
| Group A Offenses | | | | | | | |
| Crimes Against Persons | | | | | | | |
| Offense Total | 526 | | Murder and Nonnegligent Manslaughter | 0 | 0 | 0 | 0 |
| Number Cleared | 254 | | Negligent Manslaughter | 0 | 0 | 0 | 0 |
| Percent Cleared | 48.29% | | Kidnapping/Abduction | 0 | 0 | 0 | 0 |
| Group A Crimes per 100,000 population | 6,086.6 | | All Rape | 6 | 4 | 3 | 0 |
| | | | Criminal Sexual Contact | 3 | 1 | 1 | 0 |
| | | | Incest | 0 | 0 | 0 | 0 |
| | | | Statutory Rape | 0 | 0 | 0 | 0 |
| | | | Aggravated Assault | 16 | 10 | 10 | 0 |
| | | | Simple Assault | 75 | 47 | 40 | 3 |
| | | | Intimidation | 82 | 26 | 21 | 0 |
| | | | Human Trafficking, Commercial Sex Acts | 0 | 0 | 0 | 0 |
| | | | Human Trafficking, Involuntary Servitude | 0 | 0 | 0 | 0 |
| | | | Crimes Against Property | | | | |
| | | | Arson | 1 | 0 | 0 | 0 |
| | | | Bribery | 0 | 0 | 0 | 0 |
| | | | Burglary/Breaking & Entering | 13 | 6 | 8 | 0 |
| | | | Counterfeiting/Forgery | 2 | 1 | 1 | 0 |
| | | | Destruction/Damage/Vandalism of Property | 52 | 21 | 11 | 0 |
| | | | Embezzlement | 0 | 0 | 0 | 0 |
| | | | Extortion/Blackmail | 0 | 0 | 0 | 0 |
| | | | False Pretenses/Swindle/Confidence Game | 15 | 4 | 3 | 0 |
| | | | Credit Card/Automated Teller Machine Fraud | 2 | 0 | 0 | 0 |
| | | | Impersonation | 1 | 1 | 1 | 0 |
| | | | Welfare Fraud | 1 | 1 | 2 | 0 |
| | | | Wire Fraud | 1 | 0 | 0 | 0 |
| | | | Identity Theft | 0 | 0 | 0 | 0 |
| | | | Hacking/Computer Invasion | 0 | 0 | 0 | 0 |
| | | | Robbery | 1 | 0 | 0 | 0 |
| | | | Pocket-picking | 0 | 0 | 0 | 0 |
| | | | Purse-snatching | 0 | 0 | 0 | 0 |
| | | | Shoplifting | 2 | 1 | 0 | 0 |
| | | | Theft From Building | 0 | 0 | 0 | 0 |
| | | | Theft From Coin Operated Machine or Device | 0 | 0 | 0 | 0 |
| | | | Theft From Motor Vehicle | 6 | 3 | 3 | 0 |
| | | | Theft of Motor Vehicle Parts/Accessories | 0 | 0 | 0 | 0 |
| | | | All Other Larceny | 162 | 64 | 65 | 2 |
| | | | Motor Vehicle Theft | 11 | 5 | 2 | 0 |
| | | | Stolen Property Offenses | 1 | 1 | 0 | 0 |
| | | | Crimes Against Society | | | | |
| | | | Drug/Narcotic Violations | 47 | 42 | 46 | 1 |
| | | | Drug Equipment Violations | 1 | 0 | 0 | 0 |
| | | | Betting/Wagering | 0 | 0 | 0 | 0 |
| | | | Operating/Promoting/Assisting Gambling | 0 | 0 | 0 | 0 |
| | | | Gambling Equipment Violations | 0 | 0 | 0 | 0 |
| | | | Sports Tampering | 0 | 0 | 0 | 0 |
| | | | Pornography/Obscene Material | 13 | 6 | 4 | 0 |
| | | | Prostitution | 0 | 0 | 0 | 0 |
| | | | Assisting or Promoting Prostitution | 0 | 0 | 0 | 0 |
| | | | Purchasing Prostitution | 0 | 0 | 0 | 0 |
| | | | Weapon Law Violations | 11 | 10 | 3 | 0 |
| | | | Animal Cruelty | 1 | 0 | 0 | 0 |
| | | | Total Group A Offenses | 526 | 254 | 224 | 6 |
| Group B Arrests | | | | | | | |
| Offense | Adult | Juvenile | | | | | |
| Bad Checks | 0 | 0 | | | | | |
| Curfew/Loitering/Vagrancy Violations | 0 | 0 | | | | | |
| Disorderly Conduct | 18 | 1 | | | | | |
| Driving Under the Influence | 47 | 0 | | | | | |
| Drunkness | 0 | 0 | | | | | |
| Family Offenses (Nonviolent) | 1 | 0 | | | | | |
| Liquor Law Violations | 5 | 2 | | | | | |
| Peeping Tom | 0 | 0 | | | | | |
| Trespass of Real Property | 14 | 0 | | | | | |
| All Other Offenses | 119 | 1 | | | | | |
| Total Group B | 204 | 4 | | | | | |

(*) Offenses are counted using the FBI Units of Count for Crime

(**) The 'Arrests' column shows arrests made for incidents during the selected period, regardless of arrest date. Arrest counts for the same period may change over time.

Rangeley PD - ME0040400 - NIBRS Agency Crime Overview - 2024

| 2024 Population Estimate | | 1,321 | Offenses (*) | | Arrests (**) | | |
|---------------------------------------|--------------|-----------------|--|-----------|--------------|----------|----------|
| Offense Overview | | | Reported | Cleared | Adult | Juvenile | |
| Group A Offenses | | | | | | | |
| Crimes Against Persons | | | | | | | |
| Offense Total | 15 | | Murder and Nonnegligent Manslaughter | 0 | 0 | 0 | 0 |
| Number Cleared | 2 | | Negligent Manslaughter | 0 | 0 | 0 | 0 |
| Percent Cleared | 13.33% | | Kidnapping/Abduction | 0 | 0 | 0 | 0 |
| Group A Crimes per 100,000 population | 1,135.5 | | All Rape | 0 | 0 | 0 | 0 |
| | | | Criminal Sexual Contact | 0 | 0 | 0 | 0 |
| | | | Incest | 0 | 0 | 0 | 0 |
| | | | Statutory Rape | 0 | 0 | 0 | 0 |
| | | | Aggravated Assault | 0 | 0 | 0 | 0 |
| | | | Simple Assault | 2 | 1 | 1 | 0 |
| | | | Intimidation | 0 | 0 | 0 | 0 |
| | | | Human Trafficking, Commercial Sex Acts | 0 | 0 | 0 | 0 |
| | | | Human Trafficking, Involuntary Servitude | 0 | 0 | 0 | 0 |
| | | | Crimes Against Property | | | | |
| | | | Arson | 0 | 0 | 0 | 0 |
| | | | Bribery | 0 | 0 | 0 | 0 |
| | | | Burglary/Breaking & Entering | 1 | 0 | 0 | 0 |
| | | | Counterfeiting/Forgery | 0 | 0 | 0 | 0 |
| | | | Destruction/Damage/Vandalism of Property | 5 | 0 | 0 | 0 |
| | | | Embezzlement | 0 | 0 | 0 | 0 |
| | | | Extortion/Blackmail | 0 | 0 | 0 | 0 |
| | | | False Pretenses/Swindle/Confidence Game | 0 | 0 | 0 | 0 |
| | | | Credit Card/Automated Teller Machine Fraud | 0 | 0 | 0 | 0 |
| | | | Impersonation | 0 | 0 | 0 | 0 |
| | | | Welfare Fraud | 0 | 0 | 0 | 0 |
| | | | Wire Fraud | 0 | 0 | 0 | 0 |
| | | | Identity Theft | 0 | 0 | 0 | 0 |
| | | | Hacking/Computer Invasion | 0 | 0 | 0 | 0 |
| | | | Robbery | 0 | 0 | 0 | 0 |
| | | | Pocket-picking | 0 | 0 | 0 | 0 |
| | | | Purse-snatching | 0 | 0 | 0 | 0 |
| | | | Shoplifting | 0 | 0 | 0 | 0 |
| | | | Theft From Building | 0 | 0 | 0 | 0 |
| | | | Theft From Coin Operated Machine or Device | 0 | 0 | 0 | 0 |
| | | | Theft From Motor Vehicle | 0 | 0 | 0 | 0 |
| | | | Theft of Motor Vehicle Parts/Accessories | 0 | 0 | 0 | 0 |
| | | | All Other Larceny | 6 | 1 | 1 | 0 |
| | | | Motor Vehicle Theft | 1 | 0 | 0 | 0 |
| | | | Stolen Property Offenses | 0 | 0 | 0 | 0 |
| | | | Crimes Against Society | | | | |
| | | | Drug/Narcotic Violations | 0 | 0 | 0 | 0 |
| | | | Drug Equipment Violations | 0 | 0 | 0 | 0 |
| | | | Betting/Wagering | 0 | 0 | 0 | 0 |
| | | | Operating/Promoting/Assisting Gambling | 0 | 0 | 0 | 0 |
| | | | Gambling Equipment Violations | 0 | 0 | 0 | 0 |
| | | | Sports Tampering | 0 | 0 | 0 | 0 |
| | | | Pornography/Obscene Material | 0 | 0 | 0 | 0 |
| | | | Prostitution | 0 | 0 | 0 | 0 |
| | | | Assisting or Promoting Prostitution | 0 | 0 | 0 | 0 |
| | | | Purchasing Prostitution | 0 | 0 | 0 | 0 |
| | | | Weapon Law Violations | 0 | 0 | 0 | 0 |
| | | | Animal Cruelty | 0 | 0 | 0 | 0 |
| | | | Total Group A Offenses | 15 | 2 | 2 | 0 |
| Group B Arrests | | | | | | | |
| Offense | Adult | Juvenile | | | | | |
| Bad Checks | 0 | 0 | | | | | |
| Curfew/Loitering/Vagrancy Violations | 0 | 0 | | | | | |
| Disorderly Conduct | 0 | 0 | | | | | |
| Driving Under the Influence | 2 | 0 | | | | | |
| Drunkenness | 0 | 0 | | | | | |
| Family Offenses (Nonviolent) | 0 | 0 | | | | | |
| Liquor Law Violations | 0 | 0 | | | | | |
| Peeping Tom | 0 | 0 | | | | | |
| Trespass of Real Property | 0 | 0 | | | | | |
| All Other Offenses | 3 | 0 | | | | | |
| Total Group B | 5 | 0 | | | | | |

(*) Offenses are counted using the FBI Units of Count for Crime

(**) The 'Arrests' column shows arrests made for incidents during the selected period, regardless of arrest date. Arrest counts for the same period may change over time.

Richmond PD - ME0120300 - NIBRS Agency Crime Overview - 2024

| 2024 Population Estimate | | 3,588 | | Offenses (*) | | Arrests (**) | |
|---------------------------------------|--------------|--|--|-------------------------|----------|--------------|----------|
| | | | | Reported | Cleared | Adult | Juvenile |
| Offense Overview | | | | Group A Offenses | | | |
| Crimes Against Persons | | | | | | | |
| Offense Total | 6 | Murder and Nonnegligent Manslaughter | | 0 | 0 | 0 | 0 |
| Number Cleared | 0 | Negligent Manslaughter | | 0 | 0 | 0 | 0 |
| Percent Cleared | 0.00% | Kidnapping/Abduction | | 0 | 0 | 0 | 0 |
| Group A Crimes per 100,000 population | 167.2 | All Rape | | 0 | 0 | 0 | 0 |
| | | Criminal Sexual Contact | | 0 | 0 | 0 | 0 |
| | | Incest | | 0 | 0 | 0 | 0 |
| | | Statutory Rape | | 0 | 0 | 0 | 0 |
| | | Aggravated Assault | | 0 | 0 | 0 | 0 |
| | | Simple Assault | | 1 | 0 | 0 | 0 |
| | | Intimidation | | 1 | 0 | 0 | 0 |
| | | Human Trafficking, Commercial Sex Acts | | 0 | 0 | 0 | 0 |
| | | Human Trafficking, Involuntary Servitude | | 0 | 0 | 0 | 0 |
| Crimes Against Property | | | | | | | |
| | | Arson | | 0 | 0 | 0 | 0 |
| | | Bribery | | 0 | 0 | 0 | 0 |
| | | Burglary/Breaking & Entering | | 0 | 0 | 0 | 0 |
| | | Counterfeiting/Forgery | | 0 | 0 | 0 | 0 |
| | | Destruction/Damage/Vandalism of Property | | 1 | 0 | 0 | 0 |
| | | Embezzlement | | 0 | 0 | 0 | 0 |
| | | Extortion/Blackmail | | 0 | 0 | 0 | 0 |
| | | False Pretenses/Swindle/Confidence Game | | 1 | 0 | 0 | 0 |
| | | Credit Card/Automated Teller Machine Fraud | | 0 | 0 | 0 | 0 |
| | | Impersonation | | 0 | 0 | 0 | 0 |
| | | Welfare Fraud | | 0 | 0 | 0 | 0 |
| | | Wire Fraud | | 0 | 0 | 0 | 0 |
| | | Identity Theft | | 0 | 0 | 0 | 0 |
| | | Hacking/Computer Invasion | | 0 | 0 | 0 | 0 |
| | | Robbery | | 0 | 0 | 0 | 0 |
| | | Pocket-picking | | 0 | 0 | 0 | 0 |
| | | Purse-snatching | | 0 | 0 | 0 | 0 |
| | | Shoplifting | | 1 | 0 | 0 | 0 |
| | | Theft From Building | | 0 | 0 | 0 | 0 |
| | | Theft From Coin Operated Machine or Device | | 0 | 0 | 0 | 0 |
| | | Theft From Motor Vehicle | | 0 | 0 | 0 | 0 |
| | | Theft of Motor Vehicle Parts/Accessories | | 0 | 0 | 0 | 0 |
| | | All Other Larceny | | 0 | 0 | 0 | 0 |
| | | Motor Vehicle Theft | | 1 | 0 | 0 | 0 |
| | | Stolen Property Offenses | | 0 | 0 | 0 | 0 |
| Crimes Against Society | | | | | | | |
| | | Drug/Narcotic Violations | | 0 | 0 | 0 | 0 |
| | | Drug Equipment Violations | | 0 | 0 | 0 | 0 |
| | | Betting/Wagering | | 0 | 0 | 0 | 0 |
| | | Operating/Promoting/Assisting Gambling | | 0 | 0 | 0 | 0 |
| | | Gambling Equipment Violations | | 0 | 0 | 0 | 0 |
| | | Sports Tampering | | 0 | 0 | 0 | 0 |
| | | Pornography/Obscene Material | | 0 | 0 | 0 | 0 |
| | | Prostitution | | 0 | 0 | 0 | 0 |
| | | Assisting or Promoting Prostitution | | 0 | 0 | 0 | 0 |
| | | Purchasing Prostitution | | 0 | 0 | 0 | 0 |
| | | Weapon Law Violations | | 0 | 0 | 0 | 0 |
| | | Animal Cruelty | | 0 | 0 | 0 | 0 |
| Total Group A Offenses | | | | 6 | 0 | 0 | 0 |
| Group B Arrests | | | | | | | |
| Offense | Adult | Juvenile | | | | | |
| Bad Checks | 0 | 0 | Credit Card/Automated Teller Machine Fraud | | | | |
| Curfew/Loitering/Vagrancy Violations | 0 | 0 | Impersonation | | | | |
| Disorderly Conduct | 0 | 0 | Welfare Fraud | | | | |
| Driving Under the Influence | 2 | 0 | Wire Fraud | | | | |
| Drunkenness | 0 | 0 | Identity Theft | | | | |
| Family Offenses (Nonviolent) | 0 | 0 | Hacking/Computer Invasion | | | | |
| Liquor Law Violations | 0 | 0 | Robbery | | | | |
| Peeping Tom | 0 | 0 | Pocket-picking | | | | |
| Trespass of Real Property | 0 | 0 | Purse-snatching | | | | |
| All Other Offenses | 1 | 0 | Shoplifting | | | | |
| Total Group B | 3 | 0 | Theft From Building | | | | |
| | | | Theft From Coin Operated Machine or Device | | | | |
| | | | Theft From Motor Vehicle | | | | |
| | | | Theft of Motor Vehicle Parts/Accessories | | | | |
| | | | All Other Larceny | | | | |
| | | | Motor Vehicle Theft | | | | |
| | | | Stolen Property Offenses | | | | |

(*) Offenses are counted using the FBI Units of Count for Crime

(**) The 'Arrests' column shows arrests made for incidents during the selected period, regardless of arrest date. Arrest counts for the same period may change over time.

Rockland PD - ME0070200 - NIBRS Agency Crime Overview - 2024

| 2024 Population Estimate | | 7,059 | | Offenses (*) | | Arrests (**) | | |
|---------------------------------------|--------------|--|--|--|------------|--------------|------------|-----------|
| | | | | Reported | Cleared | Adult | Juvenile | |
| Offense Overview | | | | Group A Offenses | | | | |
| Crimes Against Persons | | | | Crimes Against Persons | | | | |
| Offense Total | 313 | Murder and Nonnegligent Manslaughter | | 0 | 0 | 0 | 0 | |
| Number Cleared | 173 | Negligent Manslaughter | | 0 | 0 | 0 | 0 | |
| Percent Cleared | 55.27% | Kidnapping/Abduction | | 1 | 1 | 1 | 0 | |
| Group A Crimes per 100,000 population | 4,434.1 | All Rape | | 2 | 1 | 1 | 0 | |
| | | Criminal Sexual Contact | | 0 | 0 | 0 | 0 | |
| | | Incest | | 0 | 0 | 0 | 0 | |
| | | Statutory Rape | | 0 | 0 | 0 | 0 | |
| | | Aggravated Assault | | 5 | 3 | 3 | 0 | |
| | | Simple Assault | | 59 | 31 | 16 | 2 | |
| | | Intimidation | | 45 | 10 | 7 | 1 | |
| | | Human Trafficking, Commercial Sex Acts | | 0 | 0 | 0 | 0 | |
| | | Human Trafficking, Involuntary Servitude | | 0 | 0 | 0 | 0 | |
| Arrest Overview | | | | Crimes Against Property | | | | |
| Total Arrests | 338 | Arson | | 0 | 0 | 0 | 0 | |
| Adult Arrests | 318 | Bribery | | 0 | 0 | 0 | 0 | |
| Juvenile Arrests | 20 | Burglary/Breaking & Entering | | 24 | 13 | 7 | 1 | |
| Unknown Age | 0 | Counterfeiting/Forgery | | 0 | 0 | 0 | 0 | |
| Arrests per 100,000 population | 4,788.2 | Destruction/Damage/Vandalism of Property | | 5 | 5 | 1 | 2 | |
| Average number offenses/incident | 1.09 | Embezzlement | | 1 | 0 | 0 | 0 | |
| | | Extortion/Blackmail | | 0 | 0 | 0 | 0 | |
| | | False Pretenses/Swindle/Confidence Game | | 11 | 3 | 1 | 0 | |
| | | Credit Card/Automated Teller Machine Fraud | | 0 | 0 | 0 | 0 | |
| | | Impersonation | | 0 | 0 | 0 | 0 | |
| | | Welfare Fraud | | 0 | 0 | 0 | 0 | |
| | | Wire Fraud | | 0 | 0 | 0 | 0 | |
| | | Identity Theft | | 0 | 0 | 0 | 0 | |
| | | Hacking/Computer Invasion | | 0 | 0 | 0 | 0 | |
| | | Robbery | | 0 | 0 | 0 | 0 | |
| | | Pocket-picking | | 0 | 0 | 0 | 0 | |
| | | Purse-snatching | | 0 | 0 | 0 | 0 | |
| | | Shoplifting | | 47 | 40 | 40 | 1 | |
| | | Theft From Building | | 3 | 1 | 0 | 1 | |
| | | Theft From Coin Operated Machine or Device | | 0 | 0 | 0 | 0 | |
| | | Theft From Motor Vehicle | | 13 | 0 | 0 | 1 | |
| | | Theft of Motor Vehicle Parts/Accessories | | 0 | 0 | 0 | 0 | |
| | | All Other Larceny | | 34 | 14 | 7 | 0 | |
| | | Motor Vehicle Theft | | 14 | 8 | 4 | 2 | |
| | | Stolen Property Offenses | | 3 | 3 | 2 | 0 | |
| Group B Arrests | | | | Crimes Against Society | | | | |
| Offense | Adult | Juvenile | | Drug/Narcotic Violations | 36 | 30 | 28 | 0 |
| Bad Checks | 0 | 0 | | Drug Equipment Violations | 0 | 0 | 0 | 0 |
| Curfew/Loitering/Vagrancy Violations | 0 | 0 | | Betting/Wagering | 0 | 0 | 0 | 0 |
| Disorderly Conduct | 3 | 0 | | Operating/Promoting/Assisting Gambling | 0 | 0 | 0 | 0 |
| Driving Under the Influence | 45 | 0 | | Gambling Equipment Violations | 0 | 0 | 0 | 0 |
| Drunkness | 0 | 0 | | Sports Tampering | 0 | 0 | 0 | 0 |
| Family Offenses (Nonviolent) | 0 | 0 | | Pornography/Obscene Material | 0 | 0 | 0 | 0 |
| Liquor Law Violations | 3 | 1 | | Prostitution | 1 | 1 | 15 | 0 |
| Peeping Tom | 0 | 0 | | Assisting or Promoting Prostitution | 0 | 0 | 0 | 0 |
| Trespass of Real Property | 6 | 7 | | Purchasing Prostitution | 0 | 0 | 0 | 0 |
| All Other Offenses | 126 | 0 | | Weapon Law Violations | 9 | 9 | 2 | 1 |
| Total Group B | 183 | 8 | | Animal Cruelty | 0 | 0 | 0 | 0 |
| | | | | Total Group A Offenses | 313 | 173 | 135 | 12 |

(*) Offenses are counted using the FBI Units of Count for Crime

(**) The 'Arrests' column shows arrests made for incidents during the selected period, regardless of arrest date. Arrest counts for the same period may change over time.

Rockport PD - ME0070400 - NIBRS Agency Crime Overview - 2024

| 2024 Population Estimate | | 3,687 | Offenses (*) | | Arrests (**) | | |
|---------------------------------------|--------------|-----------------|--|-----------|--------------|-----------|----------|
| Offense Overview | | | Reported | Cleared | Adult | Juvenile | |
| Group A Offenses | | | | | | | |
| Crimes Against Persons | | | | | | | |
| Offense Total | 65 | | Murder and Nonnegligent Manslaughter | 0 | 0 | 0 | 0 |
| Number Cleared | 17 | | Negligent Manslaughter | 0 | 0 | 0 | 0 |
| Percent Cleared | 26.15% | | Kidnapping/Abduction | 0 | 0 | 0 | 0 |
| Group A Crimes per 100,000 population | 1,763.0 | | All Rape | 0 | 0 | 0 | 0 |
| | | | Criminal Sexual Contact | 0 | 0 | 0 | 0 |
| | | | Incest | 0 | 0 | 0 | 0 |
| | | | Statutory Rape | 0 | 0 | 0 | 0 |
| Arrest Overview | | | Aggravated Assault | 3 | 2 | 2 | 0 |
| Total Arrests | 44 | | Simple Assault | 12 | 7 | 6 | 0 |
| Adult Arrests | 44 | | Intimidation | 11 | 4 | 2 | 0 |
| Juvenile Arrests | 0 | | Human Trafficking, Commercial Sex Acts | 0 | 0 | 0 | 0 |
| Unknown Age | 0 | | Human Trafficking, Involuntary Servitude | 0 | 0 | 0 | 0 |
| Arrests per 100,000 population | 1,193.4 | | Crimes Against Property | | | | |
| Average number offenses/incident | 1.02 | | Arson | 0 | 0 | 0 | 0 |
| | | | Bribery | 0 | 0 | 0 | 0 |
| | | | Burglary/Breaking & Entering | 3 | 0 | 0 | 0 |
| | | | Counterfeiting/Forgery | 0 | 0 | 0 | 0 |
| | | | Destruction/Damage/Vandalism of Property | 12 | 1 | 1 | 0 |
| | | | Embezzlement | 0 | 0 | 0 | 0 |
| | | | Extortion/Blackmail | 0 | 0 | 0 | 0 |
| | | | False Pretenses/Swindle/Confidence Game | 0 | 0 | 0 | 0 |
| | | | Credit Card/Automated Teller Machine Fraud | 0 | 0 | 0 | 0 |
| | | | Impersonation | 0 | 0 | 0 | 0 |
| | | | Welfare Fraud | 0 | 0 | 0 | 0 |
| | | | Wire Fraud | 0 | 0 | 0 | 0 |
| | | | Identity Theft | 0 | 0 | 0 | 0 |
| | | | Hacking/Computer Invasion | 0 | 0 | 0 | 0 |
| | | | Robbery | 0 | 0 | 0 | 0 |
| | | | Pocket-picking | 0 | 0 | 0 | 0 |
| | | | Purse-snatching | 0 | 0 | 0 | 0 |
| | | | Shoplifting | 0 | 0 | 0 | 0 |
| | | | Theft From Building | 0 | 0 | 0 | 0 |
| | | | Theft From Coin Operated Machine or Device | 0 | 0 | 0 | 0 |
| | | | Theft From Motor Vehicle | 0 | 0 | 0 | 0 |
| | | | Theft of Motor Vehicle Parts/Accessories | 0 | 0 | 0 | 0 |
| | | | All Other Larceny | 19 | 2 | 1 | 0 |
| | | | Motor Vehicle Theft | 5 | 1 | 2 | 0 |
| | | | Stolen Property Offenses | 0 | 0 | 0 | 0 |
| | | | Crimes Against Society | | | | |
| | | | Drug/Narcotic Violations | 0 | 0 | 0 | 0 |
| | | | Drug Equipment Violations | 0 | 0 | 0 | 0 |
| | | | Betting/Wagering | 0 | 0 | 0 | 0 |
| | | | Operating/Promoting/Assisting Gambling | 0 | 0 | 0 | 0 |
| | | | Gambling Equipment Violations | 0 | 0 | 0 | 0 |
| | | | Sports Tampering | 0 | 0 | 0 | 0 |
| | | | Pornography/Obscene Material | 0 | 0 | 0 | 0 |
| | | | Prostitution | 0 | 0 | 0 | 0 |
| | | | Assisting or Promoting Prostitution | 0 | 0 | 0 | 0 |
| | | | Purchasing Prostitution | 0 | 0 | 0 | 0 |
| | | | Weapon Law Violations | 0 | 0 | 0 | 0 |
| | | | Animal Cruelty | 0 | 0 | 0 | 0 |
| | | | Total Group A Offenses | 65 | 17 | 14 | 0 |
| Group B Arrests | | | | | | | |
| Offense | Adult | Juvenile | | | | | |
| Bad Checks | 0 | 0 | | | | | |
| Curfew/Loitering/Vagrancy Violations | 0 | 0 | | | | | |
| Disorderly Conduct | 3 | 0 | | | | | |
| Driving Under the Influence | 6 | 0 | | | | | |
| Drunkenness | 0 | 0 | | | | | |
| Family Offenses (Nonviolent) | 1 | 0 | | | | | |
| Liquor Law Violations | 0 | 0 | | | | | |
| Peeping Tom | 0 | 0 | | | | | |
| Trespass of Real Property | 2 | 0 | | | | | |
| All Other Offenses | 18 | 0 | | | | | |
| Total Group B | 30 | 0 | | | | | |

(*) Offenses are counted using the FBI Units of Count for Crime

(**) The 'Arrests' column shows arrests made for incidents during the selected period, regardless of arrest date. Arrest counts for the same period may change over time.

Rumford PD - ME0090100 - NIBRS Agency Crime Overview - 2024

| 2024 Population Estimate | | 6,034 | | Offenses (*) | | Arrests (**) | | |
|---------------------------------------|--------------|--|---|--|------------|--------------|-----------|----------|
| | | | | Reported | Cleared | Adult | Juvenile | |
| Offense Overview | | | | Group A Offenses | | | | |
| | | | | Crimes Against Persons | | | | |
| Offense Total | 346 | Murder and Nonnegligent Manslaughter | | 0 | 0 | 0 | 0 | |
| Number Cleared | 98 | Negligent Manslaughter | | 0 | 0 | 0 | 0 | |
| Percent Cleared | 28.32% | Kidnapping/Abduction | | 0 | 0 | 0 | 0 | |
| Group A Crimes per 100,000 population | 5,734.2 | All Rape | | 9 | 0 | 0 | 0 | |
| | | | | Criminal Sexual Contact | | 2 | 0 | |
| | | | | Incest | | 0 | 0 | |
| | | | | Statutory Rape | | 0 | 0 | |
| Arrest Overview | | | | Aggravated Assault | | 1 | 1 | |
| Total Arrests | 99 | Simple Assault | | 29 | 15 | 20 | 4 | |
| Adult Arrests | 94 | Intimidation | | 96 | 20 | 4 | 1 | |
| Juvenile Arrests | 5 | Human Trafficking, Commercial Sex Acts | | 0 | 0 | 0 | 0 | |
| Unknown Age | 0 | Human Trafficking, Involuntary Servitude | | 0 | 0 | 0 | 0 | |
| Arrests per 100,000 population | 1,640.7 | Crimes Against Property | | | | | | |
| Average number offenses/incident | 1.03 | Arson | | 0 | 0 | 0 | 0 | |
| | | | | Bribery | | 0 | 0 | |
| | | | | Burglary/Breaking & Entering | | 1 | 0 | |
| | | | | Counterfeiting/Forgery | | 1 | 1 | |
| | | | | Destruction/Damage/Vandalism of Property | | 17 | 3 | |
| | | | | Embezzlement | | 1 | 0 | |
| | | | | Extortion/Blackmail | | 0 | 0 | |
| | | | | False Pretenses/Swindle/Confidence Game | | 20 | 0 | |
| | | | | Credit Card/Automated Teller Machine Fraud | | 0 | 0 | |
| | | | | Impersonation | | 1 | 0 | |
| | | | | Welfare Fraud | | 0 | 0 | |
| | | | | Wire Fraud | | 1 | 0 | |
| | | | | Identity Theft | | 0 | 0 | |
| | | | | Hacking/Computer Invasion | | 0 | 0 | |
| | | | | Robbery | | 0 | 0 | |
| | | | | Pocket-picking | | 0 | 0 | |
| | | | | Purse-snatching | | 0 | 0 | |
| | | | | Shoplifting | | 22 | 10 | |
| | | | | Theft From Building | | 3 | 1 | |
| | | | | Theft From Coin Operated Machine or Device | | 0 | 0 | |
| | | | | Theft From Motor Vehicle | | 0 | 0 | |
| | | | | Theft of Motor Vehicle Parts/Accessories | | 1 | 0 | |
| | | | | All Other Larceny | | 80 | 18 | |
| | | | | Motor Vehicle Theft | | 6 | 2 | |
| | | | | Stolen Property Offenses | | 1 | 0 | |
| | | | | Crimes Against Society | | | | |
| | | | | Drug/Narcotic Violations | | 46 | 23 | |
| | | | | Drug Equipment Violations | | 1 | 1 | |
| | | | | Betting/Wagering | | 0 | 0 | |
| | | | | Operating/Promoting/Assisting Gambling | | 0 | 0 | |
| | | | | Gambling Equipment Violations | | 0 | 0 | |
| | | | | Sports Tampering | | 0 | 0 | |
| | | | | Pornography/Obscene Material | | 0 | 0 | |
| | | | | Prostitution | | 0 | 0 | |
| | | | | Assisting or Promoting Prostitution | | 1 | 1 | |
| | | | | Purchasing Prostitution | | 0 | 0 | |
| | | | | Weapon Law Violations | | 5 | 2 | |
| | | | | Animal Cruelty | | 1 | 0 | |
| | | | | Total Group A Offenses | | 346 | 98 | |
| Group B Arrests | | | | | | | | |
| Offense | Adult | Juvenile | | | | | | |
| Bad Checks | 0 | 0 | Credit Card/Automated Teller Machine Fraud | | | | | |
| Curfew/Loitering/Vagrancy Violations | 0 | 0 | Impersonation | | | | | |
| Disorderly Conduct | 1 | 0 | Welfare Fraud | | | | | |
| Driving Under the Influence | 1 | 0 | Wire Fraud | | | | | |
| Drunkenness | 0 | 0 | Identity Theft | | | | | |
| Family Offenses (Nonviolent) | 0 | 0 | Hacking/Computer Invasion | | | | | |
| Liquor Law Violations | 0 | 0 | Robbery | | | | | |
| Peeping Tom | 0 | 0 | Pocket-picking | | | | | |
| Trespass of Real Property | 0 | 0 | Purse-snatching | | | | | |
| All Other Offenses | 10 | 0 | Shoplifting | | | | | |
| Total Group B | 12 | 0 | Theft From Building | | | | | |
| | | | Theft From Coin Operated Machine or Device | | | | | |
| | | | Theft From Motor Vehicle | | | | | |
| | | | Theft of Motor Vehicle Parts/Accessories | | | | | |
| | | | All Other Larceny | | | | | |
| | | | Motor Vehicle Theft | | | | | |
| | | | Stolen Property Offenses | | | | | |
| | | | Drug/Narcotic Violations | | | | | |
| | | | Drug Equipment Violations | | | | | |
| | | | Betting/Wagering | | | | | |
| | | | Operating/Promoting/Assisting Gambling | | | | | |
| | | | Gambling Equipment Violations | | | | | |
| | | | Sports Tampering | | | | | |
| | | | Pornography/Obscene Material | | | | | |
| | | | Prostitution | | | | | |
| | | | Assisting or Promoting Prostitution | | | | | |
| | | | Purchasing Prostitution | | | | | |
| | | | Weapon Law Violations | | | | | |
| | | | Animal Cruelty | | | | | |
| | | | Total Group A Offenses | | 346 | 98 | 82 | 5 |

(*) Offenses are counted using the FBI Units of Count for Crime

(**) The 'Arrests' column shows arrests made for incidents during the selected period, regardless of arrest date. Arrest counts for the same period may change over time.

This report is valid as of July 25, 2025 and is subject to change

Sabattus PD - ME0010700 - NIBRS Agency Crime Overview - 2024

| 2024 Population Estimate | | 5,161 | Offenses (*) | | Arrests (**) | |
|---------------------------------------|--------------|--|--------------|-----------|--------------|----------|
| Offense Overview | | | Reported | Cleared | Adult | Juvenile |
| Group A Offenses | | | | | | |
| Crimes Against Persons | | | | | | |
| Offense Total | 33 | Murder and Nonnegligent Manslaughter | 0 | 0 | 0 | 0 |
| Number Cleared | 20 | Negligent Manslaughter | 0 | 0 | 0 | 0 |
| Percent Cleared | 60.61% | Kidnapping/Abduction | 0 | 0 | 0 | 0 |
| Group A Crimes per 100,000 population | 639.4 | All Rape | 0 | 0 | 0 | 0 |
| | | Criminal Sexual Contact | 0 | 0 | 0 | 0 |
| | | Incest | 0 | 0 | 0 | 0 |
| | | Statutory Rape | 0 | 0 | 0 | 0 |
| Arrest Overview | | Aggravated Assault | 2 | 2 | 2 | 0 |
| Total Arrests | 81 | Simple Assault | 7 | 6 | 6 | 0 |
| Adult Arrests | 78 | Intimidation | 4 | 2 | 2 | 0 |
| Juvenile Arrests | 3 | Human Trafficking, Commercial Sex Acts | 0 | 0 | 0 | 0 |
| Unknown Age | 0 | Human Trafficking, Involuntary Servitude | 0 | 0 | 0 | 0 |
| Arrests per 100,000 population | 1,569.5 | Crimes Against Property | | | | |
| Average number offenses/incident | 1.00 | Arson | 0 | 0 | 0 | 0 |
| | | Bribery | 0 | 0 | 0 | 0 |
| | | Burglary/Breaking & Entering | 1 | 1 | 0 | 2 |
| | | Counterfeiting/Forgery | 1 | 1 | 0 | 0 |
| | | Destruction/Damage/Vandalism of Property | 4 | 0 | 0 | 0 |
| | | Embezzlement | 0 | 0 | 0 | 0 |
| | | Extortion/Blackmail | 0 | 0 | 0 | 0 |
| | | False Pretenses/Swindle/Confidence Game | 0 | 0 | 0 | 0 |
| | | Credit Card/Automated Teller Machine Fraud | 0 | 0 | 0 | 0 |
| | | Impersonation | 0 | 0 | 0 | 0 |
| | | Welfare Fraud | 0 | 0 | 0 | 0 |
| | | Wire Fraud | 1 | 0 | 0 | 0 |
| | | Identity Theft | 0 | 0 | 0 | 0 |
| | | Hacking/Computer Invasion | 0 | 0 | 0 | 0 |
| | | Robbery | 0 | 0 | 0 | 0 |
| | | Pocket-picking | 0 | 0 | 0 | 0 |
| | | Purse-snatching | 0 | 0 | 0 | 0 |
| | | Shoplifting | 0 | 0 | 0 | 0 |
| | | Theft From Building | 1 | 0 | 0 | 0 |
| | | Theft From Coin Operated Machine or Device | 0 | 0 | 0 | 0 |
| | | Theft From Motor Vehicle | 1 | 1 | 0 | 0 |
| | | Theft of Motor Vehicle Parts/Accessories | 0 | 0 | 0 | 0 |
| | | All Other Larceny | 5 | 1 | 1 | 0 |
| | | Motor Vehicle Theft | 1 | 1 | 1 | 0 |
| | | Stolen Property Offenses | 0 | 0 | 0 | 0 |
| | | Crimes Against Society | | | | |
| | | Drug/Narcotic Violations | 5 | 5 | 3 | 0 |
| | | Drug Equipment Violations | 0 | 0 | 0 | 0 |
| | | Betting/Wagering | 0 | 0 | 0 | 0 |
| | | Operating/Promoting/Assisting Gambling | 0 | 0 | 0 | 0 |
| | | Gambling Equipment Violations | 0 | 0 | 0 | 0 |
| | | Sports Tampering | 0 | 0 | 0 | 0 |
| | | Pornography/Obscene Material | 0 | 0 | 0 | 0 |
| | | Prostitution | 0 | 0 | 0 | 0 |
| | | Assisting or Promoting Prostitution | 0 | 0 | 0 | 0 |
| | | Purchasing Prostitution | 0 | 0 | 0 | 0 |
| | | Weapon Law Violations | 0 | 0 | 0 | 0 |
| | | Animal Cruelty | 0 | 0 | 0 | 0 |
| | | Total Group A Offenses | 33 | 20 | 15 | 2 |
| Group B Arrests | | | | | | |
| Offense | Adult | Juvenile | | | | |
| Bad Checks | 0 | 0 | | | | |
| Curfew/Loitering/Vagrancy Violations | 0 | 0 | | | | |
| Disorderly Conduct | 0 | 0 | | | | |
| Driving Under the Influence | 28 | 0 | | | | |
| Drunkenness | 0 | 0 | | | | |
| Family Offenses (Nonviolent) | 0 | 0 | | | | |
| Liquor Law Violations | 1 | 0 | | | | |
| Peeping Tom | 0 | 0 | | | | |
| Trespass of Real Property | 1 | 0 | | | | |
| All Other Offenses | 33 | 1 | | | | |
| Total Group B | 63 | 1 | | | | |

(*) Offenses are counted using the FBI Units of Count for Crime

(**) The 'Arrests' column shows arrests made for incidents during the selected period, regardless of arrest date. Arrest counts for the same period may change over time.

Saco PD - ME0160400 - NIBRS Agency Crime Overview - 2024

| 2024 Population Estimate | | 21,144 | Offenses (*) | | Arrests (**) | | |
|---------------------------------------|--------------|-----------------|--|------------|--------------|------------|-----------|
| Offense Overview | | | Reported | Cleared | Adult | Juvenile | |
| Group A Offenses | | | | | | | |
| Crimes Against Persons | | | | | | | |
| Offense Total | 663 | | Murder and Nonnegligent Manslaughter | 0 | 0 | 0 | 0 |
| Number Cleared | 175 | | Negligent Manslaughter | 0 | 0 | 0 | 0 |
| Percent Cleared | 26.40% | | Kidnapping/Abduction | 1 | 0 | 0 | 0 |
| Group A Crimes per 100,000 population | 3,135.6 | | All Rape | 8 | 0 | 0 | 0 |
| | | | Criminal Sexual Contact | 2 | 0 | 0 | 0 |
| | | | Incest | 0 | 0 | 0 | 0 |
| | | | Statutory Rape | 1 | 0 | 0 | 0 |
| | | | Aggravated Assault | 10 | 4 | 4 | 0 |
| | | | Simple Assault | 123 | 55 | 38 | 6 |
| | | | Intimidation | 48 | 7 | 4 | 2 |
| | | | Human Trafficking, Commercial Sex Acts | 0 | 0 | 0 | 0 |
| | | | Human Trafficking, Involuntary Servitude | 0 | 0 | 0 | 0 |
| | | | Crimes Against Property | | | | |
| | | | Arson | 3 | 0 | 0 | 0 |
| | | | Bribery | 0 | 0 | 0 | 0 |
| | | | Burglary/Breaking & Entering | 18 | 3 | 1 | 5 |
| | | | Counterfeiting/Forgery | 8 | 1 | 0 | 0 |
| | | | Destruction/Damage/Vandalism of Property | 99 | 21 | 10 | 3 |
| | | | Embezzlement | 0 | 0 | 0 | 0 |
| | | | Extortion/Blackmail | 3 | 0 | 0 | 0 |
| | | | False Pretenses/Swindle/Confidence Game | 46 | 2 | 2 | 0 |
| | | | Credit Card/Automated Teller Machine Fraud | 13 | 0 | 0 | 0 |
| | | | Impersonation | 2 | 0 | 0 | 0 |
| | | | Welfare Fraud | 0 | 0 | 0 | 0 |
| | | | Wire Fraud | 0 | 0 | 0 | 0 |
| | | | Identity Theft | 2 | 0 | 0 | 0 |
| | | | Hacking/Computer Invasion | 0 | 0 | 0 | 0 |
| | | | Robbery | 0 | 0 | 0 | 0 |
| | | | Pocket-picking | 0 | 0 | 0 | 0 |
| | | | Purse-snatching | 0 | 0 | 0 | 0 |
| | | | Shoplifting | 49 | 18 | 19 | 1 |
| | | | Theft From Building | 10 | 2 | 3 | 1 |
| | | | Theft From Coin Operated Machine or Device | 0 | 0 | 0 | 0 |
| | | | Theft From Motor Vehicle | 44 | 1 | 0 | 0 |
| | | | Theft of Motor Vehicle Parts/Accessories | 6 | 1 | 1 | 0 |
| | | | All Other Larceny | 84 | 10 | 2 | 2 |
| | | | Motor Vehicle Theft | 25 | 6 | 1 | 2 |
| | | | Stolen Property Offenses | 1 | 0 | 0 | 0 |
| | | | Crimes Against Society | | | | |
| | | | Drug/Narcotic Violations | 45 | 41 | 25 | 3 |
| | | | Drug Equipment Violations | 0 | 0 | 0 | 0 |
| | | | Betting/Wagering | 0 | 0 | 0 | 0 |
| | | | Operating/Promoting/Assisting Gambling | 0 | 0 | 0 | 0 |
| | | | Gambling Equipment Violations | 0 | 0 | 0 | 0 |
| | | | Sports Tampering | 0 | 0 | 0 | 0 |
| | | | Pornography/Obscene Material | 6 | 0 | 0 | 0 |
| | | | Prostitution | 1 | 0 | 0 | 0 |
| | | | Assisting or Promoting Prostitution | 0 | 0 | 0 | 0 |
| | | | Purchasing Prostitution | 0 | 0 | 0 | 0 |
| | | | Weapon Law Violations | 4 | 3 | 2 | 0 |
| | | | Animal Cruelty | 1 | 0 | 0 | 0 |
| | | | Total Group A Offenses | 663 | 175 | 112 | 25 |
| Group B Arrests | | | | | | | |
| Offense | Adult | Juvenile | | | | | |
| Bad Checks | 0 | 0 | | | | | |
| Curfew/Loitering/Vagrancy Violations | 0 | 0 | | | | | |
| Disorderly Conduct | 4 | 0 | | | | | |
| Driving Under the Influence | 67 | 0 | | | | | |
| Drunkness | 0 | 0 | | | | | |
| Family Offenses (Nonviolent) | 7 | 0 | | | | | |
| Liquor Law Violations | 2 | 3 | | | | | |
| Peeping Tom | 0 | 0 | | | | | |
| Trespass of Real Property | 18 | 0 | | | | | |
| All Other Offenses | 178 | 3 | | | | | |
| Total Group B | 276 | 6 | | | | | |

(*) Offenses are counted using the FBI Units of Count for Crime

(**) The 'Arrests' column shows arrests made for incidents during the selected period, regardless of arrest date. Arrest counts for the same period may change over time.

Sagadahoc SO - ME0120000 - NIBRS Agency Crime Overview - 2024

| 2024 Population Estimate | | 13,247 | | Offenses (*) | | Arrests (**) | |
|---------------------------------------|--------------|--|--|-------------------------|------------|--------------|----------|
| | | | | Reported | Cleared | Adult | Juvenile |
| Offense Overview | | | | Group A Offenses | | | |
| Crimes Against Persons | | | | | | | |
| Offense Total | 231 | Murder and Nonnegligent Manslaughter | | 0 | 0 | 0 | 0 |
| Number Cleared | 126 | Negligent Manslaughter | | 0 | 0 | 0 | 0 |
| Percent Cleared | 54.55% | Kidnapping/Abduction | | 0 | 0 | 0 | 0 |
| Group A Crimes per 100,000 population | 1,743.8 | All Rape | | 0 | 0 | 0 | 0 |
| | | Criminal Sexual Contact | | 0 | 0 | 0 | 0 |
| | | Incest | | 0 | 0 | 0 | 0 |
| | | Statutory Rape | | 0 | 0 | 0 | 0 |
| Arrest Overview | | Aggravated Assault | | 6 | 6 | 3 | 0 |
| Total Arrests | 168 | Simple Assault | | 24 | 20 | 18 | 1 |
| Adult Arrests | 164 | Intimidation | | 61 | 59 | 9 | 0 |
| Juvenile Arrests | 4 | Human Trafficking, Commercial Sex Acts | | 0 | 0 | 0 | 0 |
| Unknown Age | 0 | Human Trafficking, Involuntary Servitude | | 0 | 0 | 0 | 0 |
| Arrests per 100,000 population | 1,268.2 | Crimes Against Property | | | | | |
| Average number offenses/incident | 1.07 | Arson | | 0 | 0 | 0 | 0 |
| | | Bribery | | 0 | 0 | 0 | 0 |
| | | Burglary/Breaking & Entering | | 3 | 1 | 0 | 0 |
| | | Counterfeiting/Forgery | | 2 | 0 | 0 | 0 |
| | | Destruction/Damage/Vandalism of Property | | 26 | 6 | 3 | 0 |
| | | Embezzlement | | 0 | 0 | 0 | 0 |
| | | Extortion/Blackmail | | 0 | 0 | 0 | 0 |
| | | False Pretenses/Swindle/Confidence Game | | 34 | 1 | 0 | 0 |
| | | Credit Card/Automated Teller Machine Fraud | | 0 | 0 | 0 | 0 |
| | | Impersonation | | 0 | 0 | 0 | 0 |
| | | Welfare Fraud | | 0 | 0 | 0 | 0 |
| | | Wire Fraud | | 0 | 0 | 0 | 0 |
| | | Identity Theft | | 0 | 0 | 0 | 0 |
| | | Hacking/Computer Invasion | | 0 | 0 | 0 | 0 |
| | | Robbery | | 0 | 0 | 0 | 0 |
| | | Pocket-picking | | 0 | 0 | 0 | 0 |
| | | Purse-snatching | | 0 | 0 | 0 | 0 |
| | | Shoplifting | | 2 | 2 | 1 | 0 |
| | | Theft From Building | | 2 | 0 | 0 | 0 |
| | | Theft From Coin Operated Machine or Device | | 0 | 0 | 0 | 0 |
| | | Theft From Motor Vehicle | | 7 | 0 | 0 | 0 |
| | | Theft of Motor Vehicle Parts/Accessories | | 5 | 1 | 0 | 0 |
| | | All Other Larceny | | 30 | 6 | 9 | 1 |
| | | Motor Vehicle Theft | | 6 | 3 | 2 | 0 |
| | | Stolen Property Offenses | | 1 | 1 | 1 | 0 |
| | | Crimes Against Society | | | | | |
| | | Drug/Narcotic Violations | | 15 | 15 | 17 | 0 |
| | | Drug Equipment Violations | | 0 | 0 | 0 | 0 |
| | | Betting/Wagering | | 0 | 0 | 0 | 0 |
| | | Operating/Promoting/Assisting Gambling | | 0 | 0 | 0 | 0 |
| | | Gambling Equipment Violations | | 0 | 0 | 0 | 0 |
| | | Sports Tampering | | 0 | 0 | 0 | 0 |
| | | Pornography/Obscene Material | | 0 | 0 | 0 | 0 |
| | | Prostitution | | 0 | 0 | 0 | 0 |
| | | Assisting or Promoting Prostitution | | 0 | 0 | 0 | 0 |
| | | Purchasing Prostitution | | 0 | 0 | 0 | 0 |
| | | Weapon Law Violations | | 7 | 5 | 4 | 0 |
| | | Animal Cruelty | | 0 | 0 | 0 | 0 |
| | | Total Group A Offenses | | 231 | 126 | 67 | 2 |
| Group B Arrests | | | | | | | |
| Offense | Adult | Juvenile | | | | | |
| Bad Checks | 0 | 0 | Credit Card/Automated Teller Machine Fraud | | | | |
| Curfew/Loitering/Vagrancy Violations | 0 | 0 | Impersonation | | | | |
| Disorderly Conduct | 3 | 0 | Welfare Fraud | | | | |
| Driving Under the Influence | 52 | 0 | Wire Fraud | | | | |
| Drunkenness | 0 | 0 | Identity Theft | | | | |
| Family Offenses (Nonviolent) | 0 | 0 | Hacking/Computer Invasion | | | | |
| Liquor Law Violations | 4 | 0 | Robbery | | | | |
| Peeping Tom | 0 | 0 | Pocket-picking | | | | |
| Trespass of Real Property | 8 | 0 | Purse-snatching | | | | |
| All Other Offenses | 30 | 2 | Shoplifting | | | | |
| Total Group B | 97 | 2 | Theft From Building | | | | |

(*) Offenses are counted using the FBI Units of Count for Crime

(**) The 'Arrests' column shows arrests made for incidents during the selected period, regardless of arrest date. Arrest counts for the same period may change over time.

Sanford PD - ME0160500 - NIBRS Agency Crime Overview - 2024

| 2024 Population Estimate | | 22,345 | | Offenses (*) | | Arrests (**) | |
|---------------------------------------|--------------|--|--|--------------------------------|------------|--------------|-----------|
| | | | | Reported | Cleared | Adult | Juvenile |
| Offense Overview | | | | Group A Offenses | | | |
| Crimes Against Persons | | | | Crimes Against Persons | | | |
| Offense Total | 1,451 | Murder and Nonnegligent Manslaughter | | 0 | 0 | 0 | 0 |
| Number Cleared | 406 | Negligent Manslaughter | | 0 | 0 | 0 | 0 |
| Percent Cleared | 27.98% | Kidnapping/Abduction | | 0 | 0 | 0 | 0 |
| Group A Crimes per 100,000 population | 6,493.6 | All Rape | | 18 | 1 | 1 | 0 |
| | | Criminal Sexual Contact | | 13 | 1 | 1 | 0 |
| | | Incest | | 0 | 0 | 0 | 0 |
| | | Statutory Rape | | 4 | 0 | 0 | 0 |
| | | Aggravated Assault | | 16 | 11 | 8 | 3 |
| | | Simple Assault | | 276 | 126 | 74 | 27 |
| | | Intimidation | | 82 | 22 | 19 | 2 |
| | | Human Trafficking, Commercial Sex Acts | | 0 | 0 | 0 | 0 |
| | | Human Trafficking, Involuntary Servitude | | 0 | 0 | 0 | 0 |
| Arrest Overview | | | | Crimes Against Property | | | |
| Total Arrests | 799 | Arson | | 12 | 3 | 0 | 5 |
| Adult Arrests | 723 | Bribery | | 1 | 0 | 0 | 0 |
| Juvenile Arrests | 76 | Burglary/Breaking & Entering | | 34 | 4 | 3 | 0 |
| Unknown Age | 0 | Counterfeiting/Forgery | | 16 | 3 | 3 | 0 |
| Arrests per 100,000 population | 3,575.7 | Destruction/Damage/Vandalism of Property | | 225 | 36 | 18 | 4 |
| Average number offenses/incident | 1.10 | Embezzlement | | 0 | 0 | 0 | 0 |
| | | Extortion/Blackmail | | 4 | 0 | 0 | 0 |
| | | False Pretenses/Swindle/Confidence Game | | 44 | 3 | 2 | 0 |
| | | Credit Card/Automated Teller Machine Fraud | | 36 | 6 | 2 | 0 |
| | | Impersonation | | 1 | 1 | 1 | 0 |
| | | Welfare Fraud | | 0 | 0 | 0 | 0 |
| | | Wire Fraud | | 0 | 0 | 0 | 0 |
| | | Identity Theft | | 2 | 1 | 0 | 1 |
| | | Hacking/Computer Invasion | | 1 | 0 | 0 | 0 |
| | | Robbery | | 1 | 0 | 0 | 0 |
| | | Pocket-picking | | 0 | 0 | 0 | 0 |
| | | Purse-snatching | | 0 | 0 | 0 | 0 |
| | | Shoplifting | | 0 | 0 | 0 | 0 |
| | | Theft From Building | | 1 | 0 | 0 | 0 |
| | | Theft From Coin Operated Machine or Device | | 0 | 0 | 0 | 0 |
| | | Theft From Motor Vehicle | | 67 | 7 | 2 | 0 |
| | | Theft of Motor Vehicle Parts/Accessories | | 17 | 0 | 0 | 0 |
| | | All Other Larceny | | 461 | 114 | 109 | 7 |
| | | Motor Vehicle Theft | | 30 | 8 | 5 | 3 |
| | | Stolen Property Offenses | | 0 | 0 | 0 | 0 |
| Group B Arrests | | | | Crimes Against Society | | | |
| Offense | Adult | Juvenile | | Crimes Against Society | | | |
| Bad Checks | 1 | 0 | Drug/Narcotic Violations | 67 | 53 | 25 | 2 |
| Curfew/Loitering/Vagrancy Violations | 1 | 0 | Drug Equipment Violations | 1 | 0 | 0 | 0 |
| Disorderly Conduct | 6 | 9 | Betting/Wagering | 0 | 0 | 0 | 0 |
| Driving Under the Influence | 37 | 0 | Operating/Promoting/Assisting Gambling | 0 | 0 | 0 | 0 |
| Drunkness | 1 | 0 | Gambling Equipment Violations | 0 | 0 | 0 | 0 |
| Family Offenses (Nonviolent) | 3 | 0 | Sports Tampering | 0 | 0 | 0 | 0 |
| Liquor Law Violations | 1 | 0 | Pornography/Obscene Material | 4 | 0 | 0 | 0 |
| Peeping Tom | 0 | 0 | Prostitution | 5 | 0 | 0 | 0 |
| Trespass of Real Property | 88 | 3 | Assisting or Promoting Prostitution | 0 | 0 | 0 | 0 |
| All Other Offenses | 309 | 10 | Purchasing Prostitution | 0 | 0 | 0 | 0 |
| Total Group B | 447 | 22 | Weapon Law Violations | 11 | 5 | 2 | 0 |
| | | | Animal Cruelty | 1 | 1 | 1 | 0 |
| | | | Total Group A Offenses | 1,451 | 406 | 276 | 54 |

(*) Offenses are counted using the FBI Units of Count for Crime

(**) The 'Arrests' column shows arrests made for incidents during the selected period, regardless of arrest date. Arrest counts for the same period may change over time.

Scarborough PD - ME0030700 - NIBRS Agency Crime Overview - 2024

| 2024 Population Estimate | 24,147 | Offenses (*) | | Arrests (**) | | |
|---------------------------------------|--------------|--|------------|--------------|------------|-----------|
| | | Reported | Cleared | Adult | Juvenile | |
| Offense Overview | | Group A Offenses | | | | |
| Offense Total | 631 | Crimes Against Persons | | | | |
| Number Cleared | 225 | Murder and Nonnegligent Manslaughter | 0 | 0 | 0 | 0 |
| Percent Cleared | 35.66% | Negligent Manslaughter | 0 | 0 | 0 | 0 |
| Group A Crimes per 100,000 population | 2,613.2 | Kidnapping/Abduction | 1 | 0 | 0 | 0 |
| | | All Rape | 3 | 0 | 0 | 0 |
| | | Criminal Sexual Contact | 5 | 2 | 1 | 1 |
| | | Incest | 0 | 0 | 0 | 0 |
| | | Statutory Rape | 0 | 0 | 0 | 0 |
| Arrest Overview | | Aggravated Assault | 11 | 4 | 2 | 1 |
| Total Arrests | 474 | Simple Assault | 48 | 24 | 17 | 3 |
| Adult Arrests | 451 | Intimidation | 48 | 22 | 16 | 1 |
| Juvenile Arrests | 23 | Human Trafficking, Commercial Sex Acts | 0 | 0 | 0 | 0 |
| Unknown Age | 0 | Human Trafficking, Involuntary Servitude | 0 | 0 | 0 | 0 |
| Arrests per 100,000 population | 1,963.0 | Crimes Against Property | | | | |
| Average number offenses/incident | 1.23 | Arson | 0 | 0 | 0 | 0 |
| | | Bribery | 0 | 0 | 0 | 0 |
| | | Burglary/Breaking & Entering | 22 | 5 | 4 | 0 |
| | | Counterfeiting/Forgery | 10 | 2 | 1 | 0 |
| | | Destruction/Damage/Vandalism of Property | 79 | 14 | 6 | 3 |
| | | Embezzlement | 0 | 0 | 0 | 0 |
| | | Extortion/Blackmail | 2 | 0 | 0 | 0 |
| | | False Pretenses/Swindle/Confidence Game | 51 | 11 | 11 | 0 |
| | | Credit Card/Automated Teller Machine Fraud | 12 | 1 | 0 | 0 |
| | | Impersonation | 8 | 0 | 0 | 0 |
| | | Welfare Fraud | 0 | 0 | 0 | 0 |
| | | Wire Fraud | 2 | 1 | 0 | 0 |
| | | Identity Theft | 11 | 0 | 0 | 0 |
| | | Hacking/Computer Invasion | 0 | 0 | 0 | 0 |
| | | Robbery | 1 | 1 | 0 | 0 |
| | | Pocket-picking | 2 | 0 | 2 | 0 |
| | | Purse-snatching | 3 | 1 | 0 | 0 |
| | | Shoplifting | 101 | 53 | 48 | 3 |
| | | Theft From Building | 3 | 1 | 0 | 0 |
| | | Theft From Coin Operated Machine or Device | 0 | 0 | 0 | 0 |
| | | Theft From Motor Vehicle | 23 | 4 | 3 | 0 |
| | | Theft of Motor Vehicle Parts/Accessories | 1 | 0 | 0 | 0 |
| | | All Other Larceny | 91 | 20 | 17 | 0 |
| | | Motor Vehicle Theft | 27 | 10 | 3 | 1 |
| | | Stolen Property Offenses | 3 | 3 | 1 | 0 |
| | | Crimes Against Society | | | | |
| | | Drug/Narcotic Violations | 46 | 34 | 24 | 0 |
| | | Drug Equipment Violations | 2 | 2 | 0 | 0 |
| | | Betting/Wagering | 0 | 0 | 0 | 0 |
| | | Operating/Promoting/Assisting Gambling | 0 | 0 | 0 | 0 |
| | | Gambling Equipment Violations | 0 | 0 | 0 | 0 |
| | | Sports Tampering | 0 | 0 | 0 | 0 |
| | | Pornography/Obscene Material | 4 | 0 | 0 | 0 |
| | | Prostitution | 0 | 0 | 0 | 0 |
| | | Assisting or Promoting Prostitution | 0 | 0 | 0 | 0 |
| | | Purchasing Prostitution | 0 | 0 | 0 | 0 |
| | | Weapon Law Violations | 8 | 8 | 3 | 0 |
| | | Animal Cruelty | 3 | 2 | 2 | 0 |
| | | Total Group A Offenses | 631 | 225 | 161 | 13 |
| Group B Arrests | | | | | | |
| Offense | Adult | Juvenile | | | | |
| Bad Checks | 0 | 0 | | | | |
| Curfew/Loitering/Vagrancy Violations | 0 | 0 | | | | |
| Disorderly Conduct | 6 | 0 | | | | |
| Driving Under the Influence | 46 | 1 | | | | |
| Drunkness | 0 | 0 | | | | |
| Family Offenses (Nonviolent) | 3 | 0 | | | | |
| Liquor Law Violations | 8 | 0 | | | | |
| Peeping Tom | 0 | 0 | | | | |
| Trespass of Real Property | 11 | 0 | | | | |
| All Other Offenses | 216 | 9 | | | | |
| Total Group B | 290 | 10 | | | | |

(*) Offenses are counted using the FBI Units of Count for Crime

(**) The 'Arrests' column shows arrests made for incidents during the selected period, regardless of arrest date. Arrest counts for the same period may change over time.

Skowhegan PD - ME0130200 - NIBRS Agency Crime Overview - 2024

| 2024 Population Estimate | | 8,700 | | Offenses (*) | | Arrests (**) | |
|---------------------------------------|--------------|--|--|--------------|------------|--------------|-----------|
| Offense Overview | | | | Reported | Cleared | Adult | Juvenile |
| Group A Offenses | | | | | | | |
| Crimes Against Persons | | | | | | | |
| Offense Total | 707 | Murder and Nonnegligent Manslaughter | | 0 | 0 | 0 | 0 |
| Number Cleared | 278 | Negligent Manslaughter | | 0 | 0 | 0 | 0 |
| Percent Cleared | 39.32% | Kidnapping/Abduction | | 0 | 0 | 0 | 0 |
| Group A Crimes per 100,000 population | 8,126.4 | All Rape | | 2 | 0 | 0 | 0 |
| | | Criminal Sexual Contact | | 12 | 0 | 0 | 0 |
| | | Incest | | 0 | 0 | 0 | 0 |
| | | Statutory Rape | | 2 | 2 | 1 | 0 |
| | | Aggravated Assault | | 10 | 9 | 10 | 1 |
| | | Simple Assault | | 87 | 38 | 31 | 4 |
| | | Intimidation | | 47 | 14 | 9 | 4 |
| | | Human Trafficking, Commercial Sex Acts | | 0 | 0 | 0 | 0 |
| | | Human Trafficking, Involuntary Servitude | | 0 | 0 | 0 | 0 |
| Crimes Against Property | | | | | | | |
| | | Arson | | 2 | 0 | 0 | 0 |
| | | Bribery | | 0 | 0 | 0 | 0 |
| | | Burglary/Breaking & Entering | | 39 | 11 | 9 | 5 |
| | | Counterfeiting/Forgery | | 3 | 1 | 0 | 0 |
| | | Destruction/Damage/Vandalism of Property | | 108 | 29 | 10 | 7 |
| | | Embezzlement | | 0 | 0 | 0 | 0 |
| | | Extortion/Blackmail | | 0 | 0 | 0 | 0 |
| | | False Pretenses/Swindle/Confidence Game | | 14 | 0 | 1 | 0 |
| | | Credit Card/Automated Teller Machine Fraud | | 1 | 0 | 0 | 0 |
| | | Impersonation | | 0 | 0 | 0 | 0 |
| | | Welfare Fraud | | 0 | 0 | 0 | 0 |
| | | Wire Fraud | | 0 | 0 | 0 | 0 |
| | | Identity Theft | | 0 | 0 | 0 | 0 |
| | | Hacking/Computer Invasion | | 0 | 0 | 0 | 0 |
| | | Robbery | | 0 | 0 | 0 | 0 |
| | | Pocket-picking | | 0 | 0 | 1 | 0 |
| | | Purse-snatching | | 0 | 0 | 0 | 0 |
| | | Shoplifting | | 38 | 22 | 21 | 2 |
| | | Theft From Building | | 1 | 0 | 0 | 0 |
| | | Theft From Coin Operated Machine or Device | | 0 | 0 | 0 | 0 |
| | | Theft From Motor Vehicle | | 23 | 7 | 1 | 1 |
| | | Theft of Motor Vehicle Parts/Accessories | | 0 | 0 | 0 | 0 |
| | | All Other Larceny | | 222 | 70 | 61 | 1 |
| | | Motor Vehicle Theft | | 13 | 1 | 0 | 0 |
| | | Stolen Property Offenses | | 0 | 0 | 0 | 0 |
| Crimes Against Society | | | | | | | |
| | | Drug/Narcotic Violations | | 68 | 62 | 39 | 4 |
| | | Drug Equipment Violations | | 8 | 6 | 0 | 5 |
| | | Betting/Wagering | | 0 | 0 | 0 | 0 |
| | | Operating/Promoting/Assisting Gambling | | 1 | 1 | 1 | 0 |
| | | Gambling Equipment Violations | | 0 | 0 | 0 | 0 |
| | | Sports Tampering | | 0 | 0 | 0 | 0 |
| | | Pornography/Obscene Material | | 0 | 0 | 0 | 0 |
| | | Prostitution | | 0 | 0 | 0 | 0 |
| | | Assisting or Promoting Prostitution | | 0 | 0 | 0 | 0 |
| | | Purchasing Prostitution | | 0 | 0 | 0 | 0 |
| | | Weapon Law Violations | | 6 | 5 | 2 | 1 |
| | | Animal Cruelty | | 0 | 0 | 0 | 0 |
| Total Group A Offenses | | | | 707 | 278 | 197 | 35 |
| Group B Arrests | | | | | | | |
| Offense | Adult | Juvenile | | | | | |
| Bad Checks | 2 | 0 | Credit Card/Automated Teller Machine Fraud | | | | |
| Curfew/Loitering/Vagrancy Violations | 0 | 0 | Impersonation | | | | |
| Disorderly Conduct | 2 | 0 | Welfare Fraud | | | | |
| Driving Under the Influence | 34 | 0 | Wire Fraud | | | | |
| Drunkness | 0 | 0 | Identity Theft | | | | |
| Family Offenses (Nonviolent) | 0 | 0 | Hacking/Computer Invasion | | | | |
| Liquor Law Violations | 1 | 1 | Robbery | | | | |
| Peeping Tom | 0 | 0 | Pocket-picking | | | | |
| Trespass of Real Property | 4 | 2 | Purse-snatching | | | | |
| All Other Offenses | 135 | 5 | Shoplifting | | | | |
| Total Group B | 178 | 8 | Theft From Building | | | | |
| | | | Theft From Coin Operated Machine or Device | | | | |
| | | | Theft From Motor Vehicle | | | | |
| | | | Theft of Motor Vehicle Parts/Accessories | | | | |
| | | | All Other Larceny | | | | |
| | | | Motor Vehicle Theft | | | | |
| | | | Stolen Property Offenses | | | | |

(*) Offenses are counted using the FBI Units of Count for Crime

(**) The 'Arrests' column shows arrests made for incidents during the selected period, regardless of arrest date. Arrest counts for the same period may change over time.

Somerset SO - ME0130000 - NIBRS Agency Crime Overview - 2024

| 2024 Population Estimate | | 32,337 | | Offenses (*) | | Arrests (**) | |
|---------------------------------------|--------------|--|--|--------------------------------|------------|--------------|-----------|
| Group A Offenses | | | | Reported | Cleared | Adult | Juvenile |
| Offense Overview | | | | Crimes Against Persons | | | |
| Offense Total | 949 | Murder and Nonnegligent Manslaughter | | 0 | 0 | 0 | 0 |
| Number Cleared | 523 | Negligent Manslaughter | | 0 | 0 | 0 | 0 |
| Percent Cleared | 55.11% | Kidnapping/Abduction | | 0 | 0 | 0 | 0 |
| Group A Crimes per 100,000 population | 2,934.7 | All Rape | | 14 | 8 | 1 | 0 |
| | | Criminal Sexual Contact | | 14 | 6 | 1 | 1 |
| | | Incest | | 0 | 0 | 0 | 0 |
| | | Statutory Rape | | 9 | 6 | 4 | 0 |
| | | Aggravated Assault | | 20 | 16 | 12 | 0 |
| | | Simple Assault | | 213 | 158 | 86 | 9 |
| | | Intimidation | | 63 | 47 | 15 | 1 |
| | | Human Trafficking, Commercial Sex Acts | | 0 | 0 | 0 | 0 |
| | | Human Trafficking, Involuntary Servitude | | 0 | 0 | 0 | 0 |
| Arrest Overview | | | | Crimes Against Property | | | |
| Total Arrests | 750 | Arson | | 3 | 1 | 1 | 0 |
| Adult Arrests | 700 | Bribery | | 0 | 0 | 0 | 0 |
| Juvenile Arrests | 50 | Burglary/Breaking & Entering | | 50 | 17 | 15 | 2 |
| Unknown Age | 0 | Counterfeiting/Forgery | | 4 | 2 | 0 | 0 |
| Arrests per 100,000 population | 2,319.3 | Destruction/Damage/Vandalism of Property | | 144 | 60 | 23 | 8 |
| Average number offenses/incident | 1.12 | Embezzlement | | 0 | 0 | 0 | 0 |
| | | Extortion/Blackmail | | 2 | 1 | 1 | 0 |
| | | False Pretenses/Swindle/Confidence Game | | 9 | 1 | 0 | 0 |
| | | Credit Card/Automated Teller Machine Fraud | | 4 | 2 | 0 | 0 |
| | | Impersonation | | 0 | 0 | 0 | 0 |
| | | Welfare Fraud | | 0 | 0 | 0 | 0 |
| | | Wire Fraud | | 0 | 0 | 0 | 0 |
| | | Identity Theft | | 2 | 1 | 0 | 0 |
| | | Hacking/Computer Invasion | | 0 | 0 | 0 | 0 |
| | | Robbery | | 4 | 3 | 3 | 0 |
| | | Pocket-picking | | 0 | 0 | 0 | 0 |
| | | Purse-snatching | | 0 | 0 | 0 | 0 |
| | | Shoplifting | | 2 | 1 | 1 | 0 |
| | | Theft From Building | | 2 | 0 | 0 | 0 |
| | | Theft From Coin Operated Machine or Device | | 0 | 0 | 0 | 0 |
| | | Theft From Motor Vehicle | | 5 | 1 | 0 | 0 |
| | | Theft of Motor Vehicle Parts/Accessories | | 0 | 0 | 0 | 0 |
| | | All Other Larceny | | 260 | 108 | 79 | 7 |
| | | Motor Vehicle Theft | | 61 | 39 | 16 | 8 |
| | | Stolen Property Offenses | | 0 | 0 | 0 | 0 |
| | | Crimes Against Society | | | | | |
| | | Drug/Narcotic Violations | | 56 | 39 | 48 | 2 |
| | | Drug Equipment Violations | | 0 | 0 | 0 | 0 |
| | | Betting/Wagering | | 0 | 0 | 0 | 0 |
| | | Operating/Promoting/Assisting Gambling | | 0 | 0 | 0 | 0 |
| | | Gambling Equipment Violations | | 0 | 0 | 0 | 0 |
| | | Sports Tampering | | 0 | 0 | 0 | 0 |
| | | Pornography/Obscene Material | | 4 | 2 | 2 | 0 |
| | | Prostitution | | 0 | 0 | 0 | 0 |
| | | Assisting or Promoting Prostitution | | 0 | 0 | 0 | 0 |
| | | Purchasing Prostitution | | 0 | 0 | 0 | 0 |
| | | Weapon Law Violations | | 3 | 3 | 2 | 0 |
| | | Animal Cruelty | | 1 | 1 | 0 | 0 |
| | | Total Group A Offenses | | 949 | 523 | 310 | 38 |
| Group B Arrests | | | | | | | |
| Offense | Adult | Juvenile | | | | | |
| Bad Checks | 3 | 0 | Credit Card/Automated Teller Machine Fraud | | | | |
| Curfew/Loitering/Vagrancy Violations | 0 | 0 | Impersonation | | | | |
| Disorderly Conduct | 8 | 1 | Welfare Fraud | | | | |
| Driving Under the Influence | 91 | 2 | Wire Fraud | | | | |
| Drunkness | 0 | 0 | Identity Theft | | | | |
| Family Offenses (Nonviolent) | 3 | 0 | Hacking/Computer Invasion | | | | |
| Liquor Law Violations | 5 | 0 | Robbery | | | | |
| Peeping Tom | 0 | 0 | Pocket-picking | | | | |
| Trespass of Real Property | 13 | 2 | Purse-snatching | | | | |
| All Other Offenses | 267 | 7 | Shoplifting | | | | |
| Total Group B | 390 | 12 | Theft From Building | | | | |
| | | | Theft From Coin Operated Machine or Device | | | | |
| | | | Theft From Motor Vehicle | | | | |
| | | | Theft of Motor Vehicle Parts/Accessories | | | | |
| | | | All Other Larceny | | | | |
| | | | Motor Vehicle Theft | | | | |
| | | | Stolen Property Offenses | | | | |

(*) Offenses are counted using the FBI Units of Count for Crime

(**) The 'Arrests' column shows arrests made for incidents during the selected period, regardless of arrest date. Arrest counts for the same period may change over time.

South Berwick PD - ME0161300 - NIBRS Agency Crime Overview - 2024

| 2024 Population Estimate | | 7,847 | | Offenses (*) | | Arrests (**) | | | |
|--------------------------------------|--|--------------|--|--|---------|--------------|----------|----------|--|
| | | | | Reported | Cleared | Adult | Juvenile | | |
| Offense Overview | | | | Group A Offenses | | | | | |
| Offense Total | | | | Crimes Against Persons | | | | | |
| 105 | | | | Murder and Nonnegligent Manslaughter | | | | | |
| 18 | | | | Negligent Manslaughter | | | | | |
| 17.14% | | | | Kidnapping/Abduction | | | | | |
| 1,338.1 | | | | All Rape | | | | | |
| population | | | | Criminal Sexual Contact | | | | | |
| | | | | Incest | | | | | |
| | | | | Statutory Rape | | | | | |
| | | | | Aggravated Assault | | | | | |
| | | | | Simple Assault | | | | | |
| | | | | Intimidation | | | | | |
| | | | | Human Trafficking, Commercial Sex Acts | | | | | |
| | | | | Human Trafficking, Involuntary Servitude | | | | | |
| Arrest Overview | | | | Crimes Against Property | | | | | |
| 36 | | | | Arson | | | | | |
| 33 | | | | Bribery | | | | | |
| 3 | | | | Burglary/Breaking & Entering | | | | | |
| 0 | | | | Counterfeiting/Forgery | | | | | |
| 458.8 | | | | Destruction/Damage/Vandalism of Property | | | | | |
| 1.15 | | | | Embezzlement | | | | | |
| | | | | Extortion/Blackmail | | | | | |
| | | | | False Pretenses/Swindle/Confidence Game | | | | | |
| | | | | Credit Card/Automated Teller Machine Fraud | | | | | |
| | | | | Impersonation | | | | | |
| | | | | Welfare Fraud | | | | | |
| | | | | Wire Fraud | | | | | |
| | | | | Identity Theft | | | | | |
| | | | | Hacking/Computer Invasion | | | | | |
| | | | | Robbery | | | | | |
| | | | | Pocket-picking | | | | | |
| | | | | Purse-snatching | | | | | |
| | | | | Shoplifting | | | | | |
| | | | | Theft From Building | | | | | |
| | | | | Theft From Coin Operated Machine or Device | | | | | |
| | | | | Theft From Motor Vehicle | | | | | |
| | | | | Theft of Motor Vehicle Parts/Accessories | | | | | |
| | | | | All Other Larceny | | | | | |
| | | | | Motor Vehicle Theft | | | | | |
| | | | | Stolen Property Offenses | | | | | |
| | | | | Crimes Against Society | | | | | |
| | | | | Drug/Narcotic Violations | | | | | |
| | | | | Drug Equipment Violations | | | | | |
| | | | | Betting/Wagering | | | | | |
| | | | | Operating/Promoting/Assisting Gambling | | | | | |
| | | | | Gambling Equipment Violations | | | | | |
| | | | | Sports Tampering | | | | | |
| | | | | Pornography/Obscene Material | | | | | |
| | | | | Prostitution | | | | | |
| | | | | Assisting or Promoting Prostitution | | | | | |
| | | | | Purchasing Prostitution | | | | | |
| | | | | Weapon Law Violations | | | | | |
| | | | | Animal Cruelty | | | | | |
| | | | | Total Group A Offenses | | | | | |
| | | | | 105 | | 18 | | 8 | |
| | | | | | | | | 2 | |
| Group B Arrests | | | | | | | | | |
| Offense | | Adult | | Juvenile | | | | | |
| Bad Checks | | 1 | | 0 | | | | | |
| Curfew/Loitering/Vagrancy Violations | | 0 | | 0 | | | | | |
| Disorderly Conduct | | 1 | | 0 | | | | | |
| Driving Under the Influence | | 13 | | 0 | | | | | |
| Drunkenness | | 0 | | 0 | | | | | |
| Family Offenses (Nonviolent) | | 0 | | 0 | | | | | |
| Liquor Law Violations | | 0 | | 0 | | | | | |
| Peeping Tom | | 0 | | 0 | | | | | |
| Trespass of Real Property | | 0 | | 0 | | | | | |
| All Other Offenses | | 10 | | 1 | | | | | |
| Total Group B | | 25 | | 1 | | | | | |

(*) Offenses are counted using the FBI Units of Count for Crime

(**) The 'Arrests' column shows arrests made for incidents during the selected period, regardless of arrest date. Arrest counts for the same period may change over time.

South Portland PD - ME0030600 - NIBRS Agency Crime Overview - 2024

| 2024 Population Estimate | | 26,931 | | Offenses (*) | | Arrests (**) | | |
|---------------------------------------|--------------|--|--|--|------------|--------------|------------|-----------|
| | | | | Reported | Cleared | Adult | Juvenile | |
| Offense Overview | | | | Group A Offenses | | | | |
| Crimes Against Persons | | | | Crimes Against Persons | | | | |
| Offense Total | 718 | Murder and Nonnegligent Manslaughter | | 0 | 0 | 0 | 0 | |
| Number Cleared | 201 | Negligent Manslaughter | | 0 | 0 | 0 | 0 | |
| Percent Cleared | 27.99% | Kidnapping/Abduction | | 0 | 0 | 0 | 0 | |
| Group A Crimes per 100,000 population | 2,666.1 | All Rape | | 2 | 0 | 0 | 0 | |
| | | Criminal Sexual Contact | | 0 | 0 | 0 | 0 | |
| | | Incest | | 0 | 0 | 0 | 0 | |
| | | Statutory Rape | | 0 | 0 | 0 | 0 | |
| | | Aggravated Assault | | 10 | 8 | 8 | 0 | |
| | | Simple Assault | | 84 | 56 | 45 | 9 | |
| | | Intimidation | | 9 | 6 | 5 | 1 | |
| | | Human Trafficking, Commercial Sex Acts | | 0 | 0 | 0 | 0 | |
| | | Human Trafficking, Involuntary Servitude | | 0 | 0 | 0 | 0 | |
| Arrest Overview | | | | Crimes Against Property | | | | |
| Total Arrests | 455 | Arson | | 3 | 2 | 2 | 0 | |
| Adult Arrests | 413 | Bribery | | 0 | 0 | 0 | 0 | |
| Juvenile Arrests | 42 | Burglary/Breaking & Entering | | 22 | 7 | 6 | 2 | |
| Unknown Age | 0 | Counterfeiting/Forgery | | 13 | 3 | 3 | 0 | |
| Arrests per 100,000 population | 1,689.5 | Destruction/Damage/Vandalism of Property | | 84 | 19 | 7 | 4 | |
| Average number offenses/incident | 1.10 | Embezzlement | | 0 | 0 | 0 | 0 | |
| | | Extortion/Blackmail | | 3 | 0 | 0 | 0 | |
| | | False Pretenses/Swindle/Confidence Game | | 27 | 0 | 0 | 0 | |
| | | Credit Card/Automated Teller Machine Fraud | | 16 | 1 | 1 | 0 | |
| | | Impersonation | | 5 | 0 | 0 | 0 | |
| | | Welfare Fraud | | 0 | 0 | 0 | 0 | |
| | | Wire Fraud | | 10 | 0 | 0 | 0 | |
| | | Identity Theft | | 3 | 0 | 0 | 0 | |
| | | Hacking/Computer Invasion | | 0 | 0 | 0 | 0 | |
| | | Robbery | | 5 | 1 | 1 | 0 | |
| | | Pocket-picking | | 2 | 0 | 0 | 0 | |
| | | Purse-snatching | | 9 | 0 | 0 | 0 | |
| | | Shoplifting | | 114 | 42 | 41 | 8 | |
| | | Theft From Building | | 35 | 1 | 1 | 0 | |
| | | Theft From Coin Operated Machine or Device | | 0 | 0 | 0 | 0 | |
| | | Theft From Motor Vehicle | | 98 | 3 | 2 | 1 | |
| | | Theft of Motor Vehicle Parts/Accessories | | 4 | 0 | 0 | 0 | |
| | | All Other Larceny | | 62 | 1 | 1 | 0 | |
| | | Motor Vehicle Theft | | 32 | 5 | 3 | 0 | |
| | | Stolen Property Offenses | | 6 | 3 | 2 | 0 | |
| Group B Arrests | | | | Crimes Against Society | | | | |
| Offense | Adult | Juvenile | | Drug/Narcotic Violations | 40 | 32 | 28 | 1 |
| Bad Checks | 0 | 0 | | Drug Equipment Violations | 4 | 3 | 1 | 0 |
| Curfew/Loitering/Vagrancy Violations | 0 | 0 | | Betting/Wagering | 0 | 0 | 0 | 0 |
| Disorderly Conduct | 3 | 0 | | Operating/Promoting/Assisting Gambling | 0 | 0 | 0 | 0 |
| Driving Under the Influence | 99 | 1 | | Gambling Equipment Violations | 0 | 0 | 0 | 0 |
| Drunkness | 0 | 0 | | Sports Tampering | 0 | 0 | 0 | 0 |
| Family Offenses (Nonviolent) | 6 | 0 | | Pornography/Obscene Material | 1 | 0 | 0 | 0 |
| Liquor Law Violations | 1 | 4 | | Prostitution | 0 | 0 | 0 | 0 |
| Peeping Tom | 0 | 0 | | Assisting or Promoting Prostitution | 0 | 0 | 0 | 0 |
| Trespass of Real Property | 12 | 3 | | Purchasing Prostitution | 0 | 0 | 0 | 0 |
| All Other Offenses | 127 | 8 | | Weapon Law Violations | 4 | 3 | 2 | 0 |
| Total Group B | 248 | 16 | | Animal Cruelty | 11 | 5 | 6 | 0 |
| | | | | Total Group A Offenses | 718 | 201 | 165 | 26 |

(*) Offenses are counted using the FBI Units of Count for Crime

(**) The 'Arrests' column shows arrests made for incidents during the selected period, regardless of arrest date. Arrest counts for the same period may change over time.

South West Harbor PD - ME0050800 - NIBRS Agency Crime Overview - 2024

| 2024 Population Estimate | | 1,849 | Offenses (*) | | Arrests (**) | |
|---------------------------------------|--------------|--|--------------|----------|--------------|----------|
| Offense Overview | | | Reported | Cleared | Adult | Juvenile |
| Group A Offenses | | | | | | |
| Crimes Against Persons | | | | | | |
| Offense Total | 35 | Murder and Nonnegligent Manslaughter | 0 | 0 | 0 | 0 |
| Number Cleared | 9 | Negligent Manslaughter | 0 | 0 | 0 | 0 |
| Percent Cleared | 25.71% | Kidnapping/Abduction | 0 | 0 | 0 | 0 |
| Group A Crimes per 100,000 population | 1,892.9 | All Rape | 0 | 0 | 0 | 0 |
| | | Criminal Sexual Contact | 1 | 0 | 0 | 0 |
| | | Incest | 0 | 0 | 0 | 0 |
| | | Statutory Rape | 0 | 0 | 0 | 0 |
| | | Aggravated Assault | 0 | 0 | 0 | 0 |
| Arrest Overview | | Simple Assault | 7 | 5 | 3 | 0 |
| Total Arrests | 17 | Intimidation | 5 | 1 | 1 | 0 |
| Adult Arrests | 17 | Human Trafficking, Commercial Sex Acts | 0 | 0 | 0 | 0 |
| Juvenile Arrests | 0 | Human Trafficking, Involuntary Servitude | 0 | 0 | 0 | 0 |
| Unknown Age | 0 | Crimes Against Property | | | | |
| Arrests per 100,000 population | 919.4 | Arson | 0 | 0 | 0 | 0 |
| Average number offenses/incident | 1.13 | Bribery | 0 | 0 | 0 | 0 |
| | | Burglary/Breaking & Entering | 3 | 0 | 0 | 0 |
| | | Counterfeiting/Forgery | 0 | 0 | 0 | 0 |
| | | Destruction/Damage/Vandalism of Property | 3 | 0 | 0 | 0 |
| | | Embezzlement | 0 | 0 | 0 | 0 |
| | | Extortion/Blackmail | 0 | 0 | 0 | 0 |
| | | False Pretenses/Swindle/Confidence Game | 1 | 1 | 2 | 0 |
| | | Credit Card/Automated Teller Machine Fraud | 0 | 0 | 0 | 0 |
| | | Impersonation | 0 | 0 | 0 | 0 |
| | | Welfare Fraud | 0 | 0 | 0 | 0 |
| | | Wire Fraud | 1 | 0 | 0 | 0 |
| | | Identity Theft | 0 | 0 | 0 | 0 |
| | | Hacking/Computer Invasion | 0 | 0 | 0 | 0 |
| | | Robbery | 0 | 0 | 0 | 0 |
| | | Pocket-picking | 0 | 0 | 0 | 0 |
| | | Purse-snatching | 0 | 0 | 0 | 0 |
| | | Shoplifting | 1 | 0 | 0 | 0 |
| | | Theft From Building | 0 | 0 | 0 | 0 |
| | | Theft From Coin Operated Machine or Device | 0 | 0 | 0 | 0 |
| | | Theft From Motor Vehicle | 0 | 0 | 0 | 0 |
| | | Theft of Motor Vehicle Parts/Accessories | 0 | 0 | 0 | 0 |
| | | All Other Larceny | 10 | 1 | 0 | 0 |
| | | Motor Vehicle Theft | 1 | 0 | 0 | 0 |
| | | Stolen Property Offenses | 0 | 0 | 0 | 0 |
| | | Crimes Against Society | | | | |
| | | Drug/Narcotic Violations | 2 | 1 | 1 | 0 |
| | | Drug Equipment Violations | 0 | 0 | 0 | 0 |
| | | Betting/Wagering | 0 | 0 | 0 | 0 |
| | | Operating/Promoting/Assisting Gambling | 0 | 0 | 0 | 0 |
| | | Gambling Equipment Violations | 0 | 0 | 0 | 0 |
| | | Sports Tampering | 0 | 0 | 0 | 0 |
| | | Pornography/Obscene Material | 0 | 0 | 0 | 0 |
| | | Prostitution | 0 | 0 | 0 | 0 |
| | | Assisting or Promoting Prostitution | 0 | 0 | 0 | 0 |
| | | Purchasing Prostitution | 0 | 0 | 0 | 0 |
| | | Weapon Law Violations | 0 | 0 | 0 | 0 |
| | | Animal Cruelty | 0 | 0 | 0 | 0 |
| | | Total Group A Offenses | 35 | 9 | 7 | 0 |
| Group B Arrests | | | | | | |
| Offense | Adult | Juvenile | | | | |
| Bad Checks | 0 | 0 | | | | |
| Curfew/Loitering/Vagrancy Violations | 0 | 0 | | | | |
| Disorderly Conduct | 1 | 0 | | | | |
| Driving Under the Influence | 2 | 0 | | | | |
| Drunkenness | 0 | 0 | | | | |
| Family Offenses (Nonviolent) | 0 | 0 | | | | |
| Liquor Law Violations | 0 | 0 | | | | |
| Peeping Tom | 0 | 0 | | | | |
| Trespass of Real Property | 0 | 0 | | | | |
| All Other Offenses | 7 | 0 | | | | |
| Total Group B | 10 | 0 | | | | |

(*) Offenses are counted using the FBI Units of Count for Crime

(**) The 'Arrests' column shows arrests made for incidents during the selected period, regardless of arrest date. Arrest counts for the same period may change over time.

Thomaston PD - ME0070300 - NIBRS Agency Crime Overview - 2024

| 2024 Population Estimate | | 2,761 | Offenses (*) | | Arrests (**) | |
|---------------------------------------|--------------|-----------------|--|------------|--------------|-----------|
| Offense Overview | | | Reported | Cleared | Adult | Juvenile |
| Group A Offenses | | | | | | |
| Crimes Against Persons | | | | | | |
| Offense Total | 135 | | Murder and Nonnegligent Manslaughter | 0 | 0 | 0 |
| Number Cleared | 31 | | Negligent Manslaughter | 0 | 0 | 0 |
| Percent Cleared | 22.96% | | Kidnapping/Abduction | 0 | 0 | 0 |
| Group A Crimes per 100,000 population | 4,889.5 | | All Rape | 0 | 0 | 0 |
| | | | Criminal Sexual Contact | 0 | 0 | 0 |
| | | | Incest | 0 | 0 | 0 |
| | | | Statutory Rape | 0 | 0 | 0 |
| | | | Aggravated Assault | 1 | 0 | 0 |
| | | | Simple Assault | 5 | 0 | 0 |
| | | | Intimidation | 11 | 4 | 0 |
| | | | Human Trafficking, Commercial Sex Acts | 0 | 0 | 0 |
| | | | Human Trafficking, Involuntary Servitude | 0 | 0 | 0 |
| | | | Crimes Against Property | | | |
| | | | Arson | 0 | 0 | 0 |
| | | | Bribery | 0 | 0 | 0 |
| | | | Burglary/Breaking & Entering | 3 | 0 | 0 |
| | | | Counterfeiting/Forgery | 0 | 0 | 0 |
| | | | Destruction/Damage/Vandalism of Property | 10 | 1 | 0 |
| | | | Embezzlement | 0 | 0 | 0 |
| | | | Extortion/Blackmail | 0 | 0 | 0 |
| | | | False Pretenses/Swindle/Confidence Game | 1 | 0 | 0 |
| | | | Credit Card/Automated Teller Machine Fraud | 0 | 0 | 0 |
| | | | Impersonation | 0 | 0 | 0 |
| | | | Welfare Fraud | 0 | 0 | 0 |
| | | | Wire Fraud | 0 | 0 | 0 |
| | | | Identity Theft | 0 | 0 | 0 |
| | | | Hacking/Computer Invasion | 0 | 0 | 0 |
| | | | Robbery | 0 | 0 | 0 |
| | | | Pocket-picking | 0 | 0 | 0 |
| | | | Purse-snatching | 0 | 0 | 0 |
| | | | Shoplifting | 11 | 2 | 1 |
| | | | Theft From Building | 0 | 0 | 0 |
| | | | Theft From Coin Operated Machine or Device | 0 | 0 | 0 |
| | | | Theft From Motor Vehicle | 1 | 0 | 0 |
| | | | Theft of Motor Vehicle Parts/Accessories | 0 | 0 | 0 |
| | | | All Other Larceny | 85 | 24 | 24 |
| | | | Motor Vehicle Theft | 5 | 0 | 0 |
| | | | Stolen Property Offenses | 0 | 0 | 0 |
| | | | Crimes Against Society | | | |
| | | | Drug/Narcotic Violations | 1 | 0 | 0 |
| | | | Drug Equipment Violations | 1 | 0 | 0 |
| | | | Betting/Wagering | 0 | 0 | 0 |
| | | | Operating/Promoting/Assisting Gambling | 0 | 0 | 0 |
| | | | Gambling Equipment Violations | 0 | 0 | 0 |
| | | | Sports Tampering | 0 | 0 | 0 |
| | | | Pornography/Obscene Material | 0 | 0 | 0 |
| | | | Prostitution | 0 | 0 | 0 |
| | | | Assisting or Promoting Prostitution | 0 | 0 | 0 |
| | | | Purchasing Prostitution | 0 | 0 | 0 |
| | | | Weapon Law Violations | 0 | 0 | 0 |
| | | | Animal Cruelty | 0 | 0 | 0 |
| | | | Total Group A Offenses | 135 | 31 | 25 |
| Group B Arrests | | | | | | |
| Offense | Adult | Juvenile | | | | |
| Bad Checks | 0 | 0 | Credit Card/Automated Teller Machine Fraud | 0 | 0 | 0 |
| Curfew/Loitering/Vagrancy Violations | 0 | 0 | Impersonation | 0 | 0 | 0 |
| Disorderly Conduct | 1 | 0 | Welfare Fraud | 0 | 0 | 0 |
| Driving Under the Influence | 1 | 0 | Wire Fraud | 0 | 0 | 0 |
| Drunkenness | 0 | 0 | Identity Theft | 0 | 0 | 0 |
| Family Offenses (Nonviolent) | 0 | 0 | Hacking/Computer Invasion | 0 | 0 | 0 |
| Liquor Law Violations | 0 | 0 | Robbery | 0 | 0 | 0 |
| Peeping Tom | 0 | 0 | Pocket-picking | 0 | 0 | 0 |
| Trespass of Real Property | 1 | 0 | Purse-snatching | 0 | 0 | 0 |
| All Other Offenses | 4 | 0 | Shoplifting | 11 | 2 | 1 |
| Total Group B | 7 | 0 | Theft From Building | 0 | 0 | 0 |
| | | | Theft From Coin Operated Machine or Device | 0 | 0 | 0 |
| | | | Theft From Motor Vehicle | 1 | 0 | 0 |
| | | | Theft of Motor Vehicle Parts/Accessories | 0 | 0 | 0 |
| | | | All Other Larceny | 85 | 24 | 24 |
| | | | Motor Vehicle Theft | 5 | 0 | 0 |
| | | | Stolen Property Offenses | 0 | 0 | 0 |

(*) Offenses are counted using the FBI Units of Count for Crime

(**) The 'Arrests' column shows arrests made for incidents during the selected period, regardless of arrest date. Arrest counts for the same period may change over time.

Topsham PD - ME0120200 - NIBRS Agency Crime Overview - 2024

| 2024 Population Estimate | | 9,814 | Offenses (*) | | Arrests (**) | | |
|---------------------------------------|--------------|-----------------|--|------------|--------------|-----------|----------|
| Offense Overview | | | Reported | Cleared | Adult | Juvenile | |
| Group A Offenses | | | | | | | |
| Crimes Against Persons | | | | | | | |
| Offense Total | 223 | | Murder and Nonnegligent Manslaughter | 0 | 0 | 0 | 0 |
| Number Cleared | 114 | | Negligent Manslaughter | 0 | 0 | 0 | 0 |
| Percent Cleared | 51.12% | | Kidnapping/Abduction | 0 | 0 | 0 | 0 |
| Group A Crimes per 100,000 population | 2,272.3 | | All Rape | 2 | 1 | 1 | 0 |
| | | | Criminal Sexual Contact | 0 | 0 | 0 | 0 |
| | | | Incest | 0 | 0 | 0 | 0 |
| | | | Statutory Rape | 0 | 0 | 0 | 0 |
| | | | Aggravated Assault | 2 | 2 | 1 | 0 |
| | | | Simple Assault | 26 | 21 | 12 | 2 |
| | | | Intimidation | 38 | 18 | 2 | 0 |
| | | | Human Trafficking, Commercial Sex Acts | 0 | 0 | 0 | 0 |
| | | | Human Trafficking, Involuntary Servitude | 0 | 0 | 0 | 0 |
| | | | Crimes Against Property | | | | |
| | | | Arson | 1 | 1 | 1 | 0 |
| | | | Bribery | 0 | 0 | 0 | 0 |
| | | | Burglary/Breaking & Entering | 5 | 3 | 1 | 0 |
| | | | Counterfeiting/Forgery | 7 | 1 | 0 | 0 |
| | | | Destruction/Damage/Vandalism of Property | 15 | 5 | 2 | 1 |
| | | | Embezzlement | 0 | 0 | 0 | 0 |
| | | | Extortion/Blackmail | 0 | 0 | 0 | 0 |
| | | | False Pretenses/Swindle/Confidence Game | 19 | 1 | 0 | 0 |
| | | | Credit Card/Automated Teller Machine Fraud | 0 | 0 | 0 | 0 |
| | | | Impersonation | 0 | 0 | 0 | 0 |
| | | | Welfare Fraud | 0 | 0 | 0 | 0 |
| | | | Wire Fraud | 0 | 0 | 0 | 0 |
| | | | Identity Theft | 0 | 0 | 0 | 0 |
| | | | Hacking/Computer Invasion | 0 | 0 | 0 | 0 |
| | | | Robbery | 0 | 0 | 0 | 0 |
| | | | Pocket-picking | 0 | 0 | 0 | 0 |
| | | | Purse-snatching | 0 | 0 | 0 | 0 |
| | | | Shoplifting | 48 | 27 | 4 | 0 |
| | | | Theft From Building | 5 | 1 | 0 | 0 |
| | | | Theft From Coin Operated Machine or Device | 0 | 0 | 0 | 0 |
| | | | Theft From Motor Vehicle | 1 | 0 | 0 | 0 |
| | | | Theft of Motor Vehicle Parts/Accessories | 0 | 0 | 0 | 0 |
| | | | All Other Larceny | 32 | 16 | 33 | 4 |
| | | | Motor Vehicle Theft | 4 | 1 | 0 | 0 |
| | | | Stolen Property Offenses | 1 | 1 | 1 | 2 |
| | | | Crimes Against Society | | | | |
| | | | Drug/Narcotic Violations | 13 | 13 | 10 | 0 |
| | | | Drug Equipment Violations | 0 | 0 | 0 | 0 |
| | | | Betting/Wagering | 0 | 0 | 0 | 0 |
| | | | Operating/Promoting/Assisting Gambling | 0 | 0 | 0 | 0 |
| | | | Gambling Equipment Violations | 0 | 0 | 0 | 0 |
| | | | Sports Tampering | 0 | 0 | 0 | 0 |
| | | | Pornography/Obscene Material | 0 | 0 | 0 | 0 |
| | | | Prostitution | 0 | 0 | 0 | 0 |
| | | | Assisting or Promoting Prostitution | 0 | 0 | 0 | 0 |
| | | | Purchasing Prostitution | 0 | 0 | 0 | 0 |
| | | | Weapon Law Violations | 3 | 1 | 0 | 0 |
| | | | Animal Cruelty | 1 | 1 | 0 | 0 |
| | | | Total Group A Offenses | 223 | 114 | 68 | 9 |
| Group B Arrests | | | | | | | |
| Offense | Adult | Juvenile | | | | | |
| Bad Checks | 0 | 0 | | | | | |
| Curfew/Loitering/Vagrancy Violations | 0 | 0 | | | | | |
| Disorderly Conduct | 1 | 0 | | | | | |
| Driving Under the Influence | 38 | 0 | | | | | |
| Drunkness | 0 | 0 | | | | | |
| Family Offenses (Nonviolent) | 1 | 0 | | | | | |
| Liquor Law Violations | 4 | 9 | | | | | |
| Peeping Tom | 0 | 0 | | | | | |
| Trespass of Real Property | 7 | 4 | | | | | |
| All Other Offenses | 47 | 1 | | | | | |
| Total Group B | 98 | 14 | | | | | |

(*) Offenses are counted using the FBI Units of Count for Crime

(**) The 'Arrests' column shows arrests made for incidents during the selected period, regardless of arrest date. Arrest counts for the same period may change over time.

UMO DPS - ME0101800 - NIBRS Agency Crime Overview - 2024

| 2024 Population Estimate | N/A | Offenses (*) | | Arrests (**) | | |
|---------------------------------------|--------------|--|------------|--------------|----------|----------|
| | | Reported | Cleared | Adult | Juvenile | |
| Offense Overview | | Group A Offenses | | | | |
| | | Crimes Against Persons | | | | |
| Offense Total | 126 | Murder and Nonnegligent Manslaughter | 0 | 0 | 0 | 0 |
| Number Cleared | 3 | Negligent Manslaughter | 0 | 0 | 0 | 0 |
| Percent Cleared | 2.38% | Kidnapping/Abduction | 0 | 0 | 0 | 0 |
| Group A Crimes per 100,000 population | N/A | All Rape | 2 | 0 | 0 | 0 |
| | | Criminal Sexual Contact | 4 | 0 | 0 | 0 |
| | | Incest | 0 | 0 | 0 | 0 |
| | | Statutory Rape | 0 | 0 | 0 | 0 |
| Arrest Overview | | Aggravated Assault | 0 | 0 | 0 | 0 |
| Total Arrests | 5 | Simple Assault | 2 | 0 | 0 | 0 |
| Adult Arrests | 5 | Intimidation | 17 | 0 | 0 | 0 |
| Juvenile Arrests | 0 | Human Trafficking, Commercial Sex Acts | 0 | 0 | 0 | 0 |
| Unknown Age | 0 | Human Trafficking, Involuntary Servitude | 0 | 0 | 0 | 0 |
| Arrests per 100,000 population | N/A | Crimes Against Property | | | | |
| Average number offenses/incident | 1.02 | Arson | 0 | 0 | 0 | 0 |
| | | Bribery | 0 | 0 | 0 | 0 |
| | | Burglary/Breaking & Entering | 5 | 1 | 1 | 0 |
| | | Counterfeiting/Forgery | 0 | 0 | 0 | 0 |
| | | Destruction/Damage/Vandalism of Property | 49 | 0 | 0 | 0 |
| | | Embezzlement | 0 | 0 | 0 | 0 |
| | | Extortion/Blackmail | 1 | 0 | 0 | 0 |
| | | False Pretenses/Swindle/Confidence Game | 0 | 0 | 0 | 0 |
| | | Credit Card/Automated Teller Machine Fraud | 0 | 0 | 0 | 0 |
| | | Impersonation | 0 | 0 | 0 | 0 |
| | | Welfare Fraud | 0 | 0 | 0 | 0 |
| | | Wire Fraud | 0 | 0 | 0 | 0 |
| | | Identity Theft | 0 | 0 | 0 | 0 |
| | | Hacking/Computer Invasion | 0 | 0 | 0 | 0 |
| | | Robbery | 0 | 0 | 0 | 0 |
| | | Pocket-picking | 0 | 0 | 0 | 0 |
| | | Purse-snatching | 0 | 0 | 0 | 0 |
| | | Shoplifting | 4 | 0 | 0 | 0 |
| | | Theft From Building | 4 | 0 | 0 | 0 |
| | | Theft From Coin Operated Machine or Device | 0 | 0 | 0 | 0 |
| | | Theft From Motor Vehicle | 2 | 0 | 0 | 0 |
| | | Theft of Motor Vehicle Parts/Accessories | 0 | 0 | 0 | 0 |
| | | All Other Larceny | 29 | 0 | 0 | 0 |
| | | Motor Vehicle Theft | 0 | 0 | 0 | 0 |
| | | Stolen Property Offenses | 0 | 0 | 0 | 0 |
| | | Crimes Against Society | | | | |
| | | Drug/Narcotic Violations | 7 | 2 | 2 | 0 |
| | | Drug Equipment Violations | 0 | 0 | 0 | 0 |
| | | Betting/Wagering | 0 | 0 | 0 | 0 |
| | | Operating/Promoting/Assisting Gambling | 0 | 0 | 0 | 0 |
| | | Gambling Equipment Violations | 0 | 0 | 0 | 0 |
| | | Sports Tampering | 0 | 0 | 0 | 0 |
| | | Pornography/Obscene Material | 0 | 0 | 0 | 0 |
| | | Prostitution | 0 | 0 | 0 | 0 |
| | | Assisting or Promoting Prostitution | 0 | 0 | 0 | 0 |
| | | Purchasing Prostitution | 0 | 0 | 0 | 0 |
| | | Weapon Law Violations | 0 | 0 | 0 | 0 |
| | | Animal Cruelty | 0 | 0 | 0 | 0 |
| | | Total Group A Offenses | 126 | 3 | 3 | 0 |
| Group B Arrests | | | | | | |
| Offense | Adult | Juvenile | | | | |
| Bad Checks | 0 | 0 | | | | |
| Curfew/Loitering/Vagrancy Violations | 0 | 0 | | | | |
| Disorderly Conduct | 0 | 0 | | | | |
| Driving Under the Influence | 1 | 0 | | | | |
| Drunkenness | 0 | 0 | | | | |
| Family Offenses (Nonviolent) | 0 | 0 | | | | |
| Liquor Law Violations | 0 | 0 | | | | |
| Peeping Tom | 0 | 0 | | | | |
| Trespass of Real Property | 1 | 0 | | | | |
| All Other Offenses | 0 | 0 | | | | |
| Total Group B | 2 | 0 | | | | |

(*) Offenses are counted using the FBI Units of Count for Crime

(**) The 'Arrests' column shows arrests made for incidents during the selected period, regardless of arrest date. Arrest counts for the same period may change over time.

USM - Gorham - ME0031800 - NIBRS Agency Crime Overview - 2024

| 2024 Population Estimate | N/A | Offenses (*) | | Arrests (**) | | |
|---------------------------------------|--------------|--|-----------|--------------|----------|----------|
| | | Reported | Cleared | Adult | Juvenile | |
| Offense Overview | | Group A Offenses | | | | |
| Offense Total | 63 | Crimes Against Persons | | | | |
| Number Cleared | 5 | Murder and Nonnegligent Manslaughter | 0 | 0 | 0 | 0 |
| Percent Cleared | 7.94% | Negligent Manslaughter | 0 | 0 | 0 | 0 |
| Group A Crimes per 100,000 population | N/A | Kidnapping/Abduction | 0 | 0 | 0 | 0 |
| | | All Rape | 1 | 0 | 0 | 0 |
| | | Criminal Sexual Contact | 0 | 0 | 0 | 0 |
| | | Incest | 0 | 0 | 0 | 0 |
| | | Statutory Rape | 0 | 0 | 0 | 0 |
| Arrest Overview | | Aggravated Assault | 0 | 0 | 0 | 0 |
| Total Arrests | 15 | Simple Assault | 5 | 2 | 3 | 0 |
| Adult Arrests | 15 | Intimidation | 0 | 0 | 0 | 0 |
| Juvenile Arrests | 0 | Human Trafficking, Commercial Sex Acts | 0 | 0 | 0 | 0 |
| Unknown Age | 0 | Human Trafficking, Involuntary Servitude | 0 | 0 | 0 | 0 |
| Arrests per 100,000 population | N/A | Crimes Against Property | | | | |
| Average number offenses/incident | 1.17 | Arson | 0 | 0 | 0 | 0 |
| | | Bribery | 0 | 0 | 0 | 0 |
| | | Burglary/Breaking & Entering | 0 | 0 | 0 | 0 |
| | | Counterfeiting/Forgery | 0 | 0 | 0 | 0 |
| | | Destruction/Damage/Vandalism of Property | 19 | 1 | 0 | 0 |
| | | Embezzlement | 0 | 0 | 0 | 0 |
| | | Extortion/Blackmail | 1 | 0 | 0 | 0 |
| | | False Pretenses/Swindle/Confidence Game | 2 | 0 | 0 | 0 |
| | | Credit Card/Automated Teller Machine Fraud | 0 | 0 | 0 | 0 |
| | | Impersonation | 0 | 0 | 0 | 0 |
| | | Welfare Fraud | 0 | 0 | 0 | 0 |
| | | Wire Fraud | 0 | 0 | 0 | 0 |
| | | Identity Theft | 0 | 0 | 0 | 0 |
| | | Hacking/Computer Invasion | 0 | 0 | 0 | 0 |
| | | Robbery | 0 | 0 | 0 | 0 |
| | | Pocket-picking | 0 | 0 | 0 | 0 |
| | | Purse-snatching | 0 | 0 | 0 | 0 |
| | | Shoplifting | 1 | 0 | 0 | 0 |
| | | Theft From Building | 0 | 0 | 0 | 0 |
| | | Theft From Coin Operated Machine or Device | 0 | 0 | 0 | 0 |
| | | Theft From Motor Vehicle | 17 | 1 | 0 | 0 |
| | | Theft of Motor Vehicle Parts/Accessories | 0 | 0 | 0 | 0 |
| | | All Other Larceny | 17 | 1 | 1 | 0 |
| | | Motor Vehicle Theft | 0 | 0 | 0 | 0 |
| | | Stolen Property Offenses | 0 | 0 | 0 | 0 |
| | | Crimes Against Society | | | | |
| | | Drug/Narcotic Violations | 0 | 0 | 0 | 0 |
| | | Drug Equipment Violations | 0 | 0 | 0 | 0 |
| | | Betting/Wagering | 0 | 0 | 0 | 0 |
| | | Operating/Promoting/Assisting Gambling | 0 | 0 | 0 | 0 |
| | | Gambling Equipment Violations | 0 | 0 | 0 | 0 |
| | | Sports Tampering | 0 | 0 | 0 | 0 |
| | | Pornography/Obscene Material | 0 | 0 | 0 | 0 |
| | | Prostitution | 0 | 0 | 0 | 0 |
| | | Assisting or Promoting Prostitution | 0 | 0 | 0 | 0 |
| | | Purchasing Prostitution | 0 | 0 | 0 | 0 |
| | | Weapon Law Violations | 0 | 0 | 0 | 0 |
| | | Animal Cruelty | 0 | 0 | 0 | 0 |
| | | Total Group A Offenses | 63 | 5 | 4 | 0 |
| Group B Arrests | | | | | | |
| Offense | Adult | Juvenile | | | | |
| Bad Checks | 0 | 0 | | | | |
| Curfew/Loitering/Vagrancy Violations | 0 | 0 | | | | |
| Disorderly Conduct | 1 | 0 | | | | |
| Driving Under the Influence | 0 | 0 | | | | |
| Drunkenness | 0 | 0 | | | | |
| Family Offenses (Nonviolent) | 0 | 0 | | | | |
| Liquor Law Violations | 0 | 0 | | | | |
| Peeping Tom | 0 | 0 | | | | |
| Trespass of Real Property | 5 | 0 | | | | |
| All Other Offenses | 5 | 0 | | | | |
| Total Group B | 11 | 0 | | | | |

(*) Offenses are counted using the FBI Units of Count for Crime

(**) The 'Arrests' column shows arrests made for incidents during the selected period, regardless of arrest date. Arrest counts for the same period may change over time.

Veazie PD - ME0101300 - NIBRS Agency Crime Overview - 2024

| 2024 Population Estimate | | 1,824 | Offenses (*) | | Arrests (**) | |
|---------------------------------------|--------------|--|--------------|----------|--------------|----------|
| Offense Overview | | | Reported | Cleared | Adult | Juvenile |
| Group A Offenses | | | | | | |
| Crimes Against Persons | | | | | | |
| Offense Total | 6 | Murder and Nonnegligent Manslaughter | 0 | 0 | 0 | 0 |
| Number Cleared | 5 | Negligent Manslaughter | 0 | 0 | 0 | 0 |
| Percent Cleared | 83.33% | Kidnapping/Abduction | 0 | 0 | 0 | 0 |
| Group A Crimes per 100,000 population | 328.9 | All Rape | 0 | 0 | 0 | 0 |
| | | Criminal Sexual Contact | 0 | 0 | 0 | 0 |
| | | Incest | 0 | 0 | 0 | 0 |
| | | Statutory Rape | 0 | 0 | 0 | 0 |
| Arrest Overview | | Aggravated Assault | 0 | 0 | 0 | 0 |
| Total Arrests | 14 | Simple Assault | 1 | 1 | 2 | 0 |
| Adult Arrests | 14 | Intimidation | 2 | 2 | 1 | 0 |
| Juvenile Arrests | 0 | Human Trafficking, Commercial Sex Acts | 0 | 0 | 0 | 0 |
| Unknown Age | 0 | Human Trafficking, Involuntary Servitude | 0 | 0 | 0 | 0 |
| Arrests per 100,000 population | 767.5 | Crimes Against Property | | | | |
| Average number offenses/incident | 1.00 | Arson | 0 | 0 | 0 | 0 |
| | | Bribery | 0 | 0 | 0 | 0 |
| | | Burglary/Breaking & Entering | 0 | 0 | 0 | 0 |
| | | Counterfeiting/Forgery | 0 | 0 | 0 | 0 |
| | | Destruction/Damage/Vandalism of Property | 1 | 0 | 0 | 0 |
| | | Embezzlement | 0 | 0 | 0 | 0 |
| | | Extortion/Blackmail | 0 | 0 | 0 | 0 |
| | | False Pretenses/Swindle/Confidence Game | 0 | 0 | 0 | 0 |
| | | Credit Card/Automated Teller Machine Fraud | 0 | 0 | 0 | 0 |
| | | Impersonation | 0 | 0 | 0 | 0 |
| | | Welfare Fraud | 0 | 0 | 0 | 0 |
| | | Wire Fraud | 0 | 0 | 0 | 0 |
| | | Identity Theft | 0 | 0 | 0 | 0 |
| | | Hacking/Computer Invasion | 0 | 0 | 0 | 0 |
| | | Robbery | 0 | 0 | 0 | 0 |
| | | Pocket-picking | 0 | 0 | 0 | 0 |
| | | Purse-snatching | 0 | 0 | 0 | 0 |
| | | Shoplifting | 0 | 0 | 0 | 0 |
| | | Theft From Building | 0 | 0 | 0 | 0 |
| | | Theft From Coin Operated Machine or Device | 0 | 0 | 0 | 0 |
| | | Theft From Motor Vehicle | 0 | 0 | 0 | 0 |
| | | Theft of Motor Vehicle Parts/Accessories | 0 | 0 | 0 | 0 |
| | | All Other Larceny | 1 | 1 | 1 | 0 |
| | | Motor Vehicle Theft | 0 | 0 | 0 | 0 |
| | | Stolen Property Offenses | 0 | 0 | 0 | 0 |
| | | Crimes Against Society | | | | |
| | | Drug/Narcotic Violations | 1 | 1 | 1 | 0 |
| | | Drug Equipment Violations | 0 | 0 | 0 | 0 |
| | | Betting/Wagering | 0 | 0 | 0 | 0 |
| | | Operating/Promoting/Assisting Gambling | 0 | 0 | 0 | 0 |
| | | Gambling Equipment Violations | 0 | 0 | 0 | 0 |
| | | Sports Tampering | 0 | 0 | 0 | 0 |
| | | Pornography/Obscene Material | 0 | 0 | 0 | 0 |
| | | Prostitution | 0 | 0 | 0 | 0 |
| | | Assisting or Promoting Prostitution | 0 | 0 | 0 | 0 |
| | | Purchasing Prostitution | 0 | 0 | 0 | 0 |
| | | Weapon Law Violations | 0 | 0 | 0 | 0 |
| | | Animal Cruelty | 0 | 0 | 0 | 0 |
| | | Total Group A Offenses | 6 | 5 | 5 | 0 |
| Group B Arrests | | | | | | |
| Offense | Adult | Juvenile | | | | |
| Bad Checks | 0 | 0 | | | | |
| Curfew/Loitering/Vagrancy Violations | 0 | 0 | | | | |
| Disorderly Conduct | 0 | 0 | | | | |
| Driving Under the Influence | 6 | 0 | | | | |
| Drunkenness | 0 | 0 | | | | |
| Family Offenses (Nonviolent) | 0 | 0 | | | | |
| Liquor Law Violations | 0 | 0 | | | | |
| Peeping Tom | 0 | 0 | | | | |
| Trespass of Real Property | 0 | 0 | | | | |
| All Other Offenses | 3 | 0 | | | | |
| Total Group B | 9 | 0 | | | | |

(*) Offenses are counted using the FBI Units of Count for Crime

(**) The 'Arrests' column shows arrests made for incidents during the selected period, regardless of arrest date. Arrest counts for the same period may change over time.

Waldo SO - ME0140000 - NIBRS Agency Crime Overview - 2024

| 2024 Population Estimate | | 30,539 | Offenses (*) | | Arrests (**) | | |
|---------------------------------------|--------------|-----------------|--|-----------|--------------|-----------|----------|
| Offense Overview | | | Reported | Cleared | Adult | Juvenile | |
| Group A Offenses | | | | | | | |
| Crimes Against Persons | | | | | | | |
| Offense Total | 77 | | Murder and Nonnegligent Manslaughter | 0 | 0 | 0 | 0 |
| Number Cleared | 54 | | Negligent Manslaughter | 0 | 0 | 0 | 0 |
| Percent Cleared | 70.13% | | Kidnapping/Abduction | 0 | 0 | 0 | 0 |
| Group A Crimes per 100,000 population | 252.1 | | All Rape | 0 | 0 | 0 | 0 |
| | | | Criminal Sexual Contact | 0 | 0 | 0 | 0 |
| | | | Incest | 0 | 0 | 0 | 0 |
| | | | Statutory Rape | 0 | 0 | 0 | 0 |
| Arrest Overview | | | Aggravated Assault | 2 | 1 | 0 | 0 |
| Total Arrests | 98 | | Simple Assault | 26 | 22 | 20 | 0 |
| Adult Arrests | 97 | | Intimidation | 10 | 8 | 10 | 0 |
| Juvenile Arrests | 1 | | Human Trafficking, Commercial Sex Acts | 0 | 0 | 0 | 0 |
| Unknown Age | 0 | | Human Trafficking, Involuntary Servitude | 0 | 0 | 0 | 0 |
| Arrests per 100,000 population | 320.9 | | Crimes Against Property | | | | |
| Average number offenses/incident | 1.07 | | Arson | 0 | 0 | 0 | 0 |
| | | | Bribery | 0 | 0 | 0 | 0 |
| | | | Burglary/Breaking & Entering | 7 | 6 | 5 | 0 |
| | | | Counterfeiting/Forgery | 0 | 0 | 0 | 0 |
| | | | Destruction/Damage/Vandalism of Property | 0 | 0 | 0 | 0 |
| | | | Embezzlement | 0 | 0 | 0 | 0 |
| | | | Extortion/Blackmail | 0 | 0 | 0 | 0 |
| | | | False Pretenses/Swindle/Confidence Game | 0 | 0 | 0 | 0 |
| | | | Credit Card/Automated Teller Machine Fraud | 0 | 0 | 0 | 0 |
| | | | Impersonation | 0 | 0 | 0 | 0 |
| | | | Welfare Fraud | 2 | 0 | 0 | 0 |
| | | | Wire Fraud | 0 | 0 | 0 | 0 |
| | | | Identity Theft | 0 | 0 | 0 | 0 |
| | | | Hacking/Computer Invasion | 0 | 0 | 0 | 0 |
| | | | Robbery | 0 | 0 | 0 | 0 |
| | | | Pocket-picking | 0 | 0 | 0 | 0 |
| | | | Purse-snatching | 0 | 0 | 0 | 0 |
| | | | Shoplifting | 0 | 0 | 0 | 0 |
| | | | Theft From Building | 0 | 0 | 0 | 0 |
| | | | Theft From Coin Operated Machine or Device | 0 | 0 | 0 | 0 |
| | | | Theft From Motor Vehicle | 0 | 0 | 0 | 0 |
| | | | Theft of Motor Vehicle Parts/Accessories | 0 | 0 | 0 | 0 |
| | | | All Other Larceny | 14 | 6 | 6 | 0 |
| | | | Motor Vehicle Theft | 0 | 0 | 0 | 0 |
| | | | Stolen Property Offenses | 0 | 0 | 0 | 0 |
| | | | Crimes Against Society | | | | |
| | | | Drug/Narcotic Violations | 15 | 11 | 9 | 0 |
| | | | Drug Equipment Violations | 0 | 0 | 0 | 0 |
| | | | Betting/Wagering | 0 | 0 | 0 | 0 |
| | | | Operating/Promoting/Assisting Gambling | 0 | 0 | 0 | 0 |
| | | | Gambling Equipment Violations | 0 | 0 | 0 | 0 |
| | | | Sports Tampering | 0 | 0 | 0 | 0 |
| | | | Pornography/Obscene Material | 0 | 0 | 0 | 0 |
| | | | Prostitution | 0 | 0 | 0 | 0 |
| | | | Assisting or Promoting Prostitution | 0 | 0 | 0 | 0 |
| | | | Purchasing Prostitution | 0 | 0 | 0 | 0 |
| | | | Weapon Law Violations | 1 | 0 | 0 | 0 |
| | | | Animal Cruelty | 0 | 0 | 0 | 0 |
| | | | Total Group A Offenses | 77 | 54 | 50 | 0 |
| Group B Arrests | | | | | | | |
| Offense | Adult | Juvenile | | | | | |
| Bad Checks | 0 | 0 | Credit Card/Automated Teller Machine Fraud | 0 | 0 | 0 | 0 |
| Curfew/Loitering/Vagrancy Violations | 0 | 0 | Impersonation | 0 | 0 | 0 | 0 |
| Disorderly Conduct | 13 | 0 | Welfare Fraud | 2 | 0 | 0 | 0 |
| Driving Under the Influence | 22 | 0 | Wire Fraud | 0 | 0 | 0 | 0 |
| Drunkenness | 0 | 0 | Identity Theft | 0 | 0 | 0 | 0 |
| Family Offenses (Nonviolent) | 5 | 0 | Hacking/Computer Invasion | 0 | 0 | 0 | 0 |
| Liquor Law Violations | 0 | 0 | Robbery | 0 | 0 | 0 | 0 |
| Peeping Tom | 0 | 0 | Pocket-picking | 0 | 0 | 0 | 0 |
| Trespass of Real Property | 0 | 0 | Purse-snatching | 0 | 0 | 0 | 0 |
| All Other Offenses | 7 | 1 | Shoplifting | 0 | 0 | 0 | 0 |
| Total Group B | 47 | 1 | Theft From Building | 0 | 0 | 0 | 0 |
| | | | Theft From Coin Operated Machine or Device | 0 | 0 | 0 | 0 |
| | | | Theft From Motor Vehicle | 0 | 0 | 0 | 0 |
| | | | Theft of Motor Vehicle Parts/Accessories | 0 | 0 | 0 | 0 |
| | | | All Other Larceny | 14 | 6 | 6 | 0 |
| | | | Motor Vehicle Theft | 0 | 0 | 0 | 0 |
| | | | Stolen Property Offenses | 0 | 0 | 0 | 0 |
| | | | Crimes Against Society | | | | |
| | | | Drug/Narcotic Violations | 15 | 11 | 9 | 0 |
| | | | Drug Equipment Violations | 0 | 0 | 0 | 0 |
| | | | Betting/Wagering | 0 | 0 | 0 | 0 |
| | | | Operating/Promoting/Assisting Gambling | 0 | 0 | 0 | 0 |
| | | | Gambling Equipment Violations | 0 | 0 | 0 | 0 |
| | | | Sports Tampering | 0 | 0 | 0 | 0 |
| | | | Pornography/Obscene Material | 0 | 0 | 0 | 0 |
| | | | Prostitution | 0 | 0 | 0 | 0 |
| | | | Assisting or Promoting Prostitution | 0 | 0 | 0 | 0 |
| | | | Purchasing Prostitution | 0 | 0 | 0 | 0 |
| | | | Weapon Law Violations | 1 | 0 | 0 | 0 |
| | | | Animal Cruelty | 0 | 0 | 0 | 0 |
| | | | Total Group A Offenses | 77 | 54 | 50 | 0 |

(*) Offenses are counted using the FBI Units of Count for Crime

(**) The 'Arrests' column shows arrests made for incidents during the selected period, regardless of arrest date. Arrest counts for the same period may change over time.

Waldoboro PD - ME0080300 - NIBRS Agency Crime Overview - 2024

| 2024 Population Estimate | | 5,378 | | Offenses (*) | | Arrests (**) | |
|---------------------------------------|--------------|--|--|--------------|-----------|--------------|----------|
| Offense Overview | | | | Reported | Cleared | Adult | Juvenile |
| Group A Offenses | | | | | | | |
| Crimes Against Persons | | | | | | | |
| Offense Total | 148 | Murder and Nonnegligent Manslaughter | | 0 | 0 | 0 | 0 |
| Number Cleared | 80 | Negligent Manslaughter | | 0 | 0 | 0 | 0 |
| Percent Cleared | 54.05% | Kidnapping/Abduction | | 0 | 0 | 0 | 0 |
| Group A Crimes per 100,000 population | 2,752.0 | All Rape | | 0 | 0 | 0 | 0 |
| | | Criminal Sexual Contact | | 0 | 0 | 0 | 0 |
| | | Incest | | 0 | 0 | 0 | 0 |
| | | Statutory Rape | | 0 | 0 | 0 | 0 |
| Arrest Overview | | Aggravated Assault | | 2 | 2 | 2 | 0 |
| Total Arrests | 181 | Simple Assault | | 18 | 12 | 9 | 1 |
| Adult Arrests | 178 | Intimidation | | 20 | 15 | 6 | 1 |
| Juvenile Arrests | 3 | Human Trafficking, Commercial Sex Acts | | 0 | 0 | 0 | 0 |
| Unknown Age | 0 | Human Trafficking, Involuntary Servitude | | 0 | 0 | 0 | 0 |
| Arrests per 100,000 population | 3,365.6 | Crimes Against Property | | | | | |
| Average number offenses/incident | 1.19 | Arson | | 1 | 0 | 0 | 0 |
| | | Bribery | | 0 | 0 | 0 | 0 |
| | | Burglary/Breaking & Entering | | 8 | 4 | 3 | 1 |
| | | Counterfeiting/Forgery | | 3 | 1 | 0 | 0 |
| | | Destruction/Damage/Vandalism of Property | | 22 | 11 | 3 | 0 |
| | | Embezzlement | | 0 | 0 | 0 | 0 |
| | | Extortion/Blackmail | | 0 | 0 | 0 | 0 |
| | | False Pretenses/Swindle/Confidence Game | | 2 | 1 | 0 | 0 |
| | | Credit Card/Automated Teller Machine Fraud | | 3 | 0 | 0 | 0 |
| | | Impersonation | | 0 | 0 | 0 | 0 |
| | | Welfare Fraud | | 0 | 0 | 0 | 0 |
| | | Wire Fraud | | 0 | 0 | 0 | 0 |
| | | Identity Theft | | 0 | 0 | 0 | 0 |
| | | Hacking/Computer Invasion | | 0 | 0 | 0 | 0 |
| | | Robbery | | 0 | 0 | 0 | 0 |
| | | Pocket-picking | | 0 | 0 | 0 | 0 |
| | | Purse-snatching | | 0 | 0 | 0 | 0 |
| | | Shoplifting | | 0 | 0 | 0 | 0 |
| | | Theft From Building | | 2 | 0 | 0 | 0 |
| | | Theft From Coin Operated Machine or Device | | 0 | 0 | 0 | 0 |
| | | Theft From Motor Vehicle | | 4 | 2 | 0 | 0 |
| | | Theft of Motor Vehicle Parts/Accessories | | 0 | 0 | 0 | 0 |
| | | All Other Larceny | | 32 | 11 | 11 | 0 |
| | | Motor Vehicle Theft | | 12 | 4 | 3 | 0 |
| | | Stolen Property Offenses | | 0 | 0 | 0 | 0 |
| | | Crimes Against Society | | | | | |
| | | Drug/Narcotic Violations | | 16 | 16 | 7 | 0 |
| | | Drug Equipment Violations | | 1 | 0 | 0 | 0 |
| | | Betting/Wagering | | 0 | 0 | 0 | 0 |
| | | Operating/Promoting/Assisting Gambling | | 0 | 0 | 0 | 0 |
| | | Gambling Equipment Violations | | 0 | 0 | 0 | 0 |
| | | Sports Tampering | | 0 | 0 | 0 | 0 |
| | | Pornography/Obscene Material | | 0 | 0 | 0 | 0 |
| | | Prostitution | | 0 | 0 | 0 | 0 |
| | | Assisting or Promoting Prostitution | | 0 | 0 | 0 | 0 |
| | | Purchasing Prostitution | | 0 | 0 | 0 | 0 |
| | | Weapon Law Violations | | 1 | 1 | 0 | 0 |
| | | Animal Cruelty | | 1 | 0 | 0 | 0 |
| | | Total Group A Offenses | | 148 | 80 | 44 | 3 |
| Group B Arrests | | | | | | | |
| Offense | Adult | Juvenile | | | | | |
| Bad Checks | 0 | 0 | Credit Card/Automated Teller Machine Fraud | | | | |
| Curfew/Loitering/Vagrancy Violations | 0 | 0 | Impersonation | | | | |
| Disorderly Conduct | 1 | 0 | Welfare Fraud | | | | |
| Driving Under the Influence | 11 | 0 | Wire Fraud | | | | |
| Drunkness | 0 | 0 | Identity Theft | | | | |
| Family Offenses (Nonviolent) | 0 | 0 | Hacking/Computer Invasion | | | | |
| Liquor Law Violations | 1 | 0 | Robbery | | | | |
| Peeping Tom | 0 | 0 | Pocket-picking | | | | |
| Trespass of Real Property | 3 | 0 | Purse-snatching | | | | |
| All Other Offenses | 118 | 0 | Shoplifting | | | | |
| Total Group B | 134 | 0 | Theft From Building | | | | |
| | | | Theft From Coin Operated Machine or Device | | | | |
| | | | Theft From Motor Vehicle | | | | |
| | | | Theft of Motor Vehicle Parts/Accessories | | | | |
| | | | All Other Larceny | | | | |
| | | | Motor Vehicle Theft | | | | |
| | | | Stolen Property Offenses | | | | |

(*) Offenses are counted using the FBI Units of Count for Crime

(**) The 'Arrests' column shows arrests made for incidents during the selected period, regardless of arrest date. Arrest counts for the same period may change over time.

Waterville PD - ME0060400 - NIBRS Agency Crime Overview - 2024

| 2024 Population Estimate | | 16,867 | | Offenses (*) | | Arrests (**) | |
|---------------------------------------|------------|--|--|--------------------------------|------------|--------------|-----------|
| | | | | Reported | Cleared | Adult | Juvenile |
| Offense Overview | | | | Group A Offenses | | | |
| Crimes Against Persons | | | | | | | |
| Offense Total | 927 | Murder and Nonnegligent Manslaughter | | 3 | 1 | 1 | 0 |
| Number Cleared | 520 | Negligent Manslaughter | | 0 | 0 | 0 | 0 |
| Percent Cleared | 56.09% | Kidnapping/Abduction | | 0 | 0 | 0 | 0 |
| Group A Crimes per 100,000 population | 5,495.9 | All Rape | | 14 | 3 | 1 | 0 |
| | | Criminal Sexual Contact | | 4 | 1 | 0 | 0 |
| | | Incest | | 0 | 0 | 0 | 0 |
| | | Statutory Rape | | 1 | 0 | 0 | 0 |
| | | Aggravated Assault | | 4 | 2 | 2 | 0 |
| | | Simple Assault | | 71 | 58 | 40 | 6 |
| | | Intimidation | | 40 | 27 | 13 | 3 |
| | | Human Trafficking, Commercial Sex Acts | | 0 | 0 | 0 | 0 |
| | | Human Trafficking, Involuntary Servitude | | 0 | 0 | 0 | 0 |
| Arrest Overview | | | | Crimes Against Property | | | |
| Total Arrests | 1,054 | Arson | | 0 | 0 | 0 | 0 |
| Adult Arrests | 1,017 | Bribery | | 0 | 0 | 0 | 0 |
| Juvenile Arrests | 37 | Burglary/Breaking & Entering | | 10 | 1 | 1 | 0 |
| Unknown Age | 0 | Counterfeiting/Forgery | | 10 | 3 | 2 | 0 |
| Arrests per 100,000 population | 6,248.9 | Destruction/Damage/Vandalism of Property | | 92 | 37 | 21 | 2 |
| | | Embezzlement | | 0 | 0 | 0 | 0 |
| | | Extortion/Blackmail | | 1 | 0 | 0 | 0 |
| | | False Pretenses/Swindle/Confidence Game | | 40 | 15 | 14 | 0 |
| | | Credit Card/Automated Teller Machine Fraud | | 10 | 0 | 0 | 0 |
| | | Impersonation | | 0 | 0 | 0 | 0 |
| | | Welfare Fraud | | 0 | 0 | 0 | 0 |
| | | Wire Fraud | | 0 | 0 | 0 | 0 |
| | | Identity Theft | | 0 | 0 | 0 | 0 |
| | | Hacking/Computer Invasion | | 0 | 0 | 0 | 0 |
| | | Robbery | | 4 | 3 | 3 | 0 |
| | | Pocket-picking | | 0 | 0 | 0 | 0 |
| | | Purse-snatching | | 0 | 0 | 0 | 0 |
| | | Shoplifting | | 146 | 98 | 96 | 0 |
| | | Theft From Building | | 0 | 0 | 0 | 0 |
| | | Theft From Coin Operated Machine or Device | | 0 | 0 | 0 | 0 |
| | | Theft From Motor Vehicle | | 23 | 3 | 2 | 0 |
| | | Theft of Motor Vehicle Parts/Accessories | | 0 | 0 | 0 | 0 |
| | | All Other Larceny | | 328 | 168 | 168 | 9 |
| | | Motor Vehicle Theft | | 26 | 4 | 2 | 1 |
| | | Stolen Property Offenses | | 1 | 0 | 0 | 0 |
| Group B Arrests | | | | Crimes Against Society | | | |
| Offense | | | | | | | |
| | Adult | Juvenile | | | | | |
| Bad Checks | 1 | 0 | Drug/Narcotic Violations | 93 | 92 | 56 | 0 |
| Curfew/Loitering/Vagrancy Violations | 0 | 0 | Drug Equipment Violations | 0 | 0 | 0 | 0 |
| Disorderly Conduct | 16 | 0 | Betting/Wagering | 0 | 0 | 0 | 0 |
| Driving Under the Influence | 64 | 0 | Operating/Promoting/Assisting Gambling | 0 | 0 | 0 | 0 |
| Drunkenness | 1 | 0 | Gambling Equipment Violations | 0 | 0 | 0 | 0 |
| Family Offenses (Nonviolent) | 2 | 0 | Sports Tampering | 0 | 0 | 0 | 0 |
| Liquor Law Violations | 28 | 7 | Pornography/Obscene Material | 2 | 0 | 0 | 0 |
| Peeping Tom | 0 | 0 | Prostitution | 0 | 0 | 0 | 0 |
| Trespass of Real Property | 64 | 0 | Assisting or Promoting Prostitution | 0 | 0 | 0 | 0 |
| All Other Offenses | 418 | 9 | Purchasing Prostitution | 0 | 0 | 0 | 0 |
| Total Group B | 594 | 16 | Weapon Law Violations | 4 | 4 | 1 | 0 |
| | | | Animal Cruelty | 0 | 0 | 0 | 0 |
| | | | Total Group A Offenses | 927 | 520 | 423 | 21 |

(*) Offenses are counted using the FBI Units of Count for Crime

(**) The 'Arrests' column shows arrests made for incidents during the selected period, regardless of arrest date. Arrest counts for the same period may change over time.

This report is valid as of July 25, 2025 and is subject to change

Wells PD - ME0161400 - NIBRS Agency Crime Overview - 2024

| 2024 Population Estimate | | 12,027 | Offenses (*) | | Arrests (**) | |
|---------------------------------------|--------------|--|--------------|------------|--------------|-----------|
| Offense Overview | | | Reported | Cleared | Adult | Juvenile |
| Group A Offenses | | | | | | |
| Crimes Against Persons | | | | | | |
| Offense Total | 255 | Murder and Nonnegligent Manslaughter | 0 | 0 | 0 | 0 |
| Number Cleared | 114 | Negligent Manslaughter | 0 | 0 | 0 | 0 |
| Percent Cleared | 44.71% | Kidnapping/Abduction | 0 | 0 | 0 | 0 |
| Group A Crimes per 100,000 population | 2,120.2 | All Rape | 4 | 3 | 0 | 0 |
| | | Criminal Sexual Contact | 3 | 3 | 1 | 0 |
| | | Incest | 0 | 0 | 0 | 0 |
| | | Statutory Rape | 0 | 0 | 0 | 0 |
| | | Aggravated Assault | 6 | 6 | 3 | 0 |
| Arrest Overview | | Simple Assault | 30 | 26 | 15 | 3 |
| Total Arrests | 358 | Intimidation | 20 | 14 | 3 | 0 |
| Adult Arrests | 315 | Human Trafficking, Commercial Sex Acts | 0 | 0 | 0 | 0 |
| Juvenile Arrests | 43 | Human Trafficking, Involuntary Servitude | 0 | 0 | 0 | 0 |
| Unknown Age | 0 | Crimes Against Property | | | | |
| Arrests per 100,000 population | 2,976.6 | Arson | 0 | 0 | 0 | 0 |
| Average number offenses/incident | 1.07 | Bribery | 0 | 0 | 0 | 0 |
| | | Burglary/Breaking & Entering | 4 | 2 | 1 | 0 |
| | | Counterfeiting/Forgery | 1 | 0 | 0 | 0 |
| | | Destruction/Damage/Vandalism of Property | 34 | 13 | 4 | 1 |
| | | Embezzlement | 0 | 0 | 0 | 0 |
| | | Extortion/Blackmail | 5 | 0 | 0 | 0 |
| | | False Pretenses/Swindle/Confidence Game | 41 | 10 | 0 | 0 |
| | | Credit Card/Automated Teller Machine Fraud | 0 | 0 | 0 | 0 |
| | | Impersonation | 1 | 0 | 0 | 0 |
| | | Welfare Fraud | 0 | 0 | 0 | 0 |
| | | Wire Fraud | 0 | 0 | 0 | 0 |
| | | Identity Theft | 8 | 0 | 0 | 0 |
| | | Hacking/Computer Invasion | 0 | 0 | 0 | 0 |
| | | Robbery | 0 | 0 | 0 | 0 |
| | | Pocket-picking | 0 | 0 | 0 | 0 |
| | | Purse-snatching | 0 | 0 | 0 | 0 |
| | | Shoplifting | 9 | 4 | 4 | 4 |
| | | Theft From Building | 1 | 0 | 0 | 0 |
| | | Theft From Coin Operated Machine or Device | 0 | 0 | 0 | 0 |
| | | Theft From Motor Vehicle | 9 | 0 | 0 | 0 |
| | | Theft of Motor Vehicle Parts/Accessories | 0 | 0 | 0 | 0 |
| | | All Other Larceny | 57 | 19 | 3 | 2 |
| | | Motor Vehicle Theft | 8 | 4 | 1 | 0 |
| | | Stolen Property Offenses | 1 | 1 | 1 | 0 |
| | | Crimes Against Society | | | | |
| | | Drug/Narcotic Violations | 7 | 6 | 1 | 0 |
| | | Drug Equipment Violations | 2 | 1 | 0 | 0 |
| | | Betting/Wagering | 0 | 0 | 0 | 0 |
| | | Operating/Promoting/Assisting Gambling | 0 | 0 | 0 | 0 |
| | | Gambling Equipment Violations | 0 | 0 | 0 | 0 |
| | | Sports Tampering | 0 | 0 | 0 | 0 |
| | | Pornography/Obscene Material | 0 | 0 | 0 | 0 |
| | | Prostitution | 0 | 0 | 0 | 0 |
| | | Assisting or Promoting Prostitution | 0 | 0 | 0 | 0 |
| | | Purchasing Prostitution | 0 | 0 | 0 | 0 |
| | | Weapon Law Violations | 0 | 0 | 0 | 0 |
| | | Animal Cruelty | 4 | 2 | 0 | 0 |
| | | Total Group A Offenses | 255 | 114 | 37 | 10 |
| Group B Arrests | | | | | | |
| Offense | Adult | Juvenile | | | | |
| Bad Checks | 0 | 0 | | | | |
| Curfew/Loitering/Vagrancy Violations | 0 | 0 | | | | |
| Disorderly Conduct | 6 | 0 | | | | |
| Driving Under the Influence | 119 | 2 | | | | |
| Drunkness | 0 | 0 | | | | |
| Family Offenses (Nonviolent) | 1 | 0 | | | | |
| Liquor Law Violations | 23 | 18 | | | | |
| Peeping Tom | 0 | 0 | | | | |
| Trespass of Real Property | 3 | 0 | | | | |
| All Other Offenses | 126 | 13 | | | | |
| Total Group B | 278 | 33 | | | | |

(*) Offenses are counted using the FBI Units of Count for Crime

(**) The 'Arrests' column shows arrests made for incidents during the selected period, regardless of arrest date. Arrest counts for the same period may change over time.

Westbrook PD - ME0030800 - NIBRS Agency Crime Overview - 2024

| 2024 Population Estimate | | 20,608 | Offenses (*) | | Arrests (**) | | |
|---------------------------------------|--------------|-----------------|--|------------|--------------|------------|-----------|
| Offense Overview | | | Reported | Cleared | Adult | Juvenile | |
| Group A Offenses | | | | | | | |
| Crimes Against Persons | | | | | | | |
| Offense Total | 744 | | Murder and Nonnegligent Manslaughter | 1 | 0 | 0 | 0 |
| Number Cleared | 428 | | Negligent Manslaughter | 0 | 0 | 0 | 0 |
| Percent Cleared | 57.53% | | Kidnapping/Abduction | 0 | 0 | 0 | 0 |
| Group A Crimes per 100,000 population | 3,610.2 | | All Rape | 7 | 1 | 1 | 0 |
| | | | Criminal Sexual Contact | 7 | 1 | 0 | 0 |
| | | | Incest | 0 | 0 | 0 | 0 |
| | | | Statutory Rape | 1 | 1 | 1 | 0 |
| | | | Aggravated Assault | 21 | 19 | 13 | 0 |
| | | | Simple Assault | 104 | 78 | 46 | 16 |
| | | | Intimidation | 53 | 35 | 17 | 1 |
| | | | Human Trafficking, Commercial Sex Acts | 0 | 0 | 0 | 0 |
| | | | Human Trafficking, Involuntary Servitude | 0 | 0 | 0 | 0 |
| | | | Crimes Against Property | | | | |
| | | | Arson | 1 | 1 | 1 | 0 |
| | | | Bribery | 0 | 0 | 0 | 0 |
| | | | Burglary/Breaking & Entering | 26 | 12 | 8 | 0 |
| | | | Counterfeiting/Forgery | 15 | 8 | 3 | 0 |
| | | | Destruction/Damage/Vandalism of Property | 92 | 44 | 7 | 5 |
| | | | Embezzlement | 1 | 0 | 0 | 0 |
| | | | Extortion/Blackmail | 1 | 0 | 0 | 0 |
| | | | False Pretenses/Swindle/Confidence Game | 39 | 12 | 5 | 0 |
| | | | Credit Card/Automated Teller Machine Fraud | 14 | 8 | 1 | 0 |
| | | | Impersonation | 1 | 0 | 1 | 0 |
| | | | Welfare Fraud | 0 | 0 | 0 | 0 |
| | | | Wire Fraud | 2 | 0 | 0 | 0 |
| | | | Identity Theft | 1 | 1 | 0 | 0 |
| | | | Hacking/Computer Invasion | 0 | 0 | 0 | 0 |
| | | | Robbery | 7 | 3 | 3 | 2 |
| | | | Pocket-picking | 2 | 0 | 0 | 0 |
| | | | Purse-snatching | 0 | 0 | 0 | 0 |
| | | | Shoplifting | 94 | 67 | 59 | 11 |
| | | | Theft From Building | 18 | 3 | 2 | 0 |
| | | | Theft From Coin Operated Machine or Device | 0 | 0 | 0 | 0 |
| | | | Theft From Motor Vehicle | 32 | 8 | 6 | 0 |
| | | | Theft of Motor Vehicle Parts/Accessories | 5 | 0 | 0 | 0 |
| | | | All Other Larceny | 68 | 22 | 11 | 4 |
| | | | Motor Vehicle Theft | 21 | 9 | 3 | 0 |
| | | | Stolen Property Offenses | 4 | 3 | 1 | 0 |
| | | | Crimes Against Society | | | | |
| | | | Drug/Narcotic Violations | 89 | 82 | 51 | 0 |
| | | | Drug Equipment Violations | 3 | 2 | 0 | 0 |
| | | | Betting/Wagering | 0 | 0 | 0 | 0 |
| | | | Operating/Promoting/Assisting Gambling | 1 | 1 | 1 | 0 |
| | | | Gambling Equipment Violations | 0 | 0 | 0 | 0 |
| | | | Sports Tampering | 0 | 0 | 0 | 0 |
| | | | Pornography/Obscene Material | 3 | 0 | 0 | 0 |
| | | | Prostitution | 0 | 0 | 0 | 0 |
| | | | Assisting or Promoting Prostitution | 0 | 0 | 0 | 0 |
| | | | Purchasing Prostitution | 0 | 0 | 0 | 0 |
| | | | Weapon Law Violations | 10 | 7 | 1 | 1 |
| | | | Animal Cruelty | 0 | 0 | 0 | 0 |
| | | | Total Group A Offenses | 744 | 428 | 242 | 40 |
| Group B Arrests | | | | | | | |
| Offense | Adult | Juvenile | | | | | |
| Bad Checks | 0 | 0 | Credit Card/Automated Teller Machine Fraud | 14 | 8 | 1 | 0 |
| Curfew/Loitering/Vagrancy Violations | 0 | 0 | Impersonation | 1 | 0 | 1 | 0 |
| Disorderly Conduct | 19 | 1 | Welfare Fraud | 0 | 0 | 0 | 0 |
| Driving Under the Influence | 95 | 0 | Wire Fraud | 2 | 0 | 0 | 0 |
| Drunkness | 0 | 0 | Identity Theft | 1 | 1 | 0 | 0 |
| Family Offenses (Nonviolent) | 2 | 0 | Hacking/Computer Invasion | 0 | 0 | 0 | 0 |
| Liquor Law Violations | 5 | 3 | Robbery | 7 | 3 | 3 | 2 |
| Peeping Tom | 0 | 0 | Pocket-picking | 2 | 0 | 0 | 0 |
| Trespass of Real Property | 16 | 0 | Purse-snatching | 0 | 0 | 0 | 0 |
| All Other Offenses | 250 | 5 | Shoplifting | 94 | 67 | 59 | 11 |
| Total Group B | 387 | 9 | Theft From Building | 18 | 3 | 2 | 0 |
| | | | Theft From Coin Operated Machine or Device | 0 | 0 | 0 | 0 |
| | | | Theft From Motor Vehicle | 32 | 8 | 6 | 0 |
| | | | Theft of Motor Vehicle Parts/Accessories | 5 | 0 | 0 | 0 |
| | | | All Other Larceny | 68 | 22 | 11 | 4 |
| | | | Motor Vehicle Theft | 21 | 9 | 3 | 0 |
| | | | Stolen Property Offenses | 4 | 3 | 1 | 0 |

(*) Offenses are counted using the FBI Units of Count for Crime

(**) The 'Arrests' column shows arrests made for incidents during the selected period, regardless of arrest date. Arrest counts for the same period may change over time.

Wilton PD - ME0040300 - NIBRS Agency Crime Overview - 2024

| 2024 Population Estimate | | 3,885 | Offenses (*) | | Arrests (**) | | |
|---------------------------------------|--------------|-----------------|--|-----------|--------------|-----------|-----------|
| Offense Overview | | | Reported | Cleared | Adult | Juvenile | |
| Group A Offenses | | | | | | | |
| Crimes Against Persons | | | | | | | |
| Offense Total | 92 | | Murder and Nonnegligent Manslaughter | 0 | 0 | 0 | 0 |
| Number Cleared | 51 | | Negligent Manslaughter | 0 | 0 | 0 | 0 |
| Percent Cleared | 55.43% | | Kidnapping/Abduction | 0 | 0 | 0 | 0 |
| Group A Crimes per 100,000 population | 2,368.1 | | All Rape | 0 | 0 | 0 | 0 |
| | | | Criminal Sexual Contact | 0 | 0 | 0 | 0 |
| | | | Incest | 0 | 0 | 0 | 0 |
| | | | Statutory Rape | 1 | 0 | 0 | 0 |
| | | | Aggravated Assault | 4 | 4 | 3 | 2 |
| | | | Simple Assault | 16 | 14 | 12 | 2 |
| | | | Intimidation | 5 | 3 | 2 | 2 |
| | | | Human Trafficking, Commercial Sex Acts | 0 | 0 | 0 | 0 |
| | | | Human Trafficking, Involuntary Servitude | 0 | 0 | 0 | 0 |
| | | | Crimes Against Property | | | | |
| | | | Arson | 0 | 0 | 0 | 0 |
| | | | Bribery | 0 | 0 | 0 | 0 |
| | | | Burglary/Breaking & Entering | 0 | 0 | 1 | 0 |
| | | | Counterfeiting/Forgery | 2 | 1 | 1 | 0 |
| | | | Destruction/Damage/Vandalism of Property | 10 | 2 | 1 | 0 |
| | | | Embezzlement | 0 | 0 | 0 | 0 |
| | | | Extortion/Blackmail | 0 | 0 | 0 | 0 |
| | | | False Pretenses/Swindle/Confidence Game | 1 | 0 | 0 | 0 |
| | | | Credit Card/Automated Teller Machine Fraud | 0 | 0 | 0 | 0 |
| | | | Impersonation | 1 | 0 | 0 | 0 |
| | | | Welfare Fraud | 0 | 0 | 0 | 0 |
| | | | Wire Fraud | 0 | 0 | 0 | 0 |
| | | | Identity Theft | 0 | 0 | 0 | 0 |
| | | | Hacking/Computer Invasion | 0 | 0 | 0 | 0 |
| | | | Robbery | 1 | 1 | 2 | 2 |
| | | | Pocket-picking | 0 | 0 | 0 | 0 |
| | | | Purse-snatching | 0 | 0 | 0 | 0 |
| | | | Shoplifting | 0 | 0 | 0 | 0 |
| | | | Theft From Building | 0 | 0 | 0 | 0 |
| | | | Theft From Coin Operated Machine or Device | 0 | 0 | 0 | 0 |
| | | | Theft From Motor Vehicle | 4 | 1 | 0 | 0 |
| | | | Theft of Motor Vehicle Parts/Accessories | 0 | 0 | 0 | 0 |
| | | | All Other Larceny | 27 | 10 | 8 | 2 |
| | | | Motor Vehicle Theft | 6 | 2 | 1 | 1 |
| | | | Stolen Property Offenses | 0 | 0 | 0 | 0 |
| | | | Crimes Against Society | | | | |
| | | | Drug/Narcotic Violations | 12 | 11 | 13 | 0 |
| | | | Drug Equipment Violations | 0 | 0 | 0 | 0 |
| | | | Betting/Wagering | 0 | 0 | 0 | 0 |
| | | | Operating/Promoting/Assisting Gambling | 0 | 0 | 0 | 0 |
| | | | Gambling Equipment Violations | 0 | 0 | 0 | 0 |
| | | | Sports Tampering | 0 | 0 | 0 | 0 |
| | | | Pornography/Obscene Material | 0 | 0 | 0 | 0 |
| | | | Prostitution | 0 | 0 | 0 | 0 |
| | | | Assisting or Promoting Prostitution | 0 | 0 | 0 | 0 |
| | | | Purchasing Prostitution | 0 | 0 | 0 | 0 |
| | | | Weapon Law Violations | 2 | 2 | 1 | 0 |
| | | | Animal Cruelty | 0 | 0 | 0 | 0 |
| | | | Total Group A Offenses | 92 | 51 | 45 | 11 |
| Group B Arrests | | | | | | | |
| Offense | Adult | Juvenile | | | | | |
| Bad Checks | 0 | 0 | | | | | |
| Curfew/Loitering/Vagrancy Violations | 0 | 0 | | | | | |
| Disorderly Conduct | 2 | 0 | | | | | |
| Driving Under the Influence | 7 | 0 | | | | | |
| Drunkenness | 0 | 0 | | | | | |
| Family Offenses (Nonviolent) | 0 | 0 | | | | | |
| Liquor Law Violations | 0 | 0 | | | | | |
| Peeping Tom | 0 | 0 | | | | | |
| Trespass of Real Property | 1 | 1 | | | | | |
| All Other Offenses | 45 | 0 | | | | | |
| Total Group B | 55 | 1 | | | | | |

(*) Offenses are counted using the FBI Units of Count for Crime

(**) The 'Arrests' column shows arrests made for incidents during the selected period, regardless of arrest date. Arrest counts for the same period may change over time.

Windham PD - ME0031500 - NIBRS Agency Crime Overview - 2024

| 2024 Population Estimate | | 20,064 | | Offenses (*) | | Arrests (**) | |
|---------------------------------------|--------------|--|---|-------------------------|------------|--------------|-----------|
| | | | | Reported | Cleared | Adult | Juvenile |
| Offense Overview | | | | Group A Offenses | | | |
| Crimes Against Persons | | | | | | | |
| Offense Total | 305 | Murder and Nonnegligent Manslaughter | | 0 | 0 | 0 | 0 |
| Number Cleared | 173 | Negligent Manslaughter | | 0 | 0 | 0 | 0 |
| Percent Cleared | 56.72% | Kidnapping/Abduction | | 0 | 0 | 0 | 0 |
| Group A Crimes per 100,000 population | 1,520.1 | All Rape | | 6 | 0 | 0 | 0 |
| | | Criminal Sexual Contact | | 3 | 1 | 1 | 0 |
| | | Incest | | 0 | 0 | 0 | 0 |
| | | Statutory Rape | | 0 | 0 | 0 | 0 |
| | | Aggravated Assault | | 11 | 9 | 5 | 1 |
| | | Simple Assault | | 50 | 42 | 40 | 4 |
| | | Intimidation | | 6 | 6 | 4 | 0 |
| | | Human Trafficking, Commercial Sex Acts | | 0 | 0 | 0 | 0 |
| | | Human Trafficking, Involuntary Servitude | | 0 | 0 | 0 | 0 |
| Crimes Against Property | | | | | | | |
| | | Arson | | 0 | 0 | 0 | 0 |
| | | Bribery | | 0 | 0 | 0 | 0 |
| | | Burglary/Breaking & Entering | | 12 | 5 | 3 | 0 |
| | | Counterfeiting/Forgery | | 3 | 1 | 1 | 0 |
| | | Destruction/Damage/Vandalism of Property | | 27 | 14 | 11 | 3 |
| | | Embezzlement | | 0 | 0 | 0 | 0 |
| | | Extortion/Blackmail | | 0 | 0 | 0 | 0 |
| | | False Pretenses/Swindle/Confidence Game | | 5 | 1 | 1 | 0 |
| | | Credit Card/Automated Teller Machine Fraud | | 0 | 0 | 0 | 0 |
| | | Impersonation | | 1 | 0 | 0 | 0 |
| | | Welfare Fraud | | 0 | 0 | 0 | 0 |
| | | Wire Fraud | | 1 | 0 | 0 | 0 |
| | | Identity Theft | | 0 | 0 | 0 | 0 |
| | | Hacking/Computer Invasion | | 0 | 0 | 0 | 0 |
| | | Robbery | | 0 | 0 | 0 | 0 |
| | | Pocket-picking | | 0 | 0 | 0 | 0 |
| | | Purse-snatching | | 0 | 0 | 0 | 0 |
| | | Shoplifting | | 22 | 13 | 9 | 0 |
| | | Theft From Building | | 1 | 0 | 0 | 0 |
| | | Theft From Coin Operated Machine or Device | | 0 | 0 | 0 | 0 |
| | | Theft From Motor Vehicle | | 3 | 1 | 1 | 0 |
| | | Theft of Motor Vehicle Parts/Accessories | | 1 | 0 | 0 | 0 |
| | | All Other Larceny | | 104 | 41 | 47 | 2 |
| | | Motor Vehicle Theft | | 10 | 3 | 1 | 2 |
| | | Stolen Property Offenses | | 1 | 1 | 0 | 0 |
| Crimes Against Society | | | | | | | |
| | | Drug/Narcotic Violations | | 32 | 30 | 30 | 0 |
| | | Drug Equipment Violations | | 0 | 0 | 0 | 0 |
| | | Betting/Wagering | | 0 | 0 | 0 | 0 |
| | | Operating/Promoting/Assisting Gambling | | 0 | 0 | 0 | 0 |
| | | Gambling Equipment Violations | | 0 | 0 | 0 | 0 |
| | | Sports Tampering | | 0 | 0 | 0 | 0 |
| | | Pornography/Obscene Material | | 1 | 1 | 1 | 0 |
| | | Prostitution | | 0 | 0 | 0 | 0 |
| | | Assisting or Promoting Prostitution | | 0 | 0 | 0 | 0 |
| | | Purchasing Prostitution | | 0 | 0 | 0 | 0 |
| | | Weapon Law Violations | | 5 | 4 | 2 | 0 |
| | | Animal Cruelty | | 0 | 0 | 0 | 0 |
| Total Group A Offenses | | | | 305 | 173 | 157 | 12 |
| Group B Arrests | | | | | | | |
| Offense | Adult | Juvenile | | | | | |
| Bad Checks | 0 | 0 | Credit Card/Automated Teller Machine Fraud | | | | |
| Curfew/Loitering/Vagrancy Violations | 0 | 0 | Impersonation | | | | |
| Disorderly Conduct | 8 | 0 | Welfare Fraud | | | | |
| Driving Under the Influence | 66 | 0 | Wire Fraud | | | | |
| Drunkness | 0 | 0 | Identity Theft | | | | |
| Family Offenses (Nonviolent) | 0 | 0 | Hacking/Computer Invasion | | | | |
| Liquor Law Violations | 3 | 0 | Robbery | | | | |
| Peeping Tom | 0 | 0 | Pocket-picking | | | | |
| Trespass of Real Property | 4 | 0 | Purse-snatching | | | | |
| All Other Offenses | 73 | 0 | Shoplifting | | | | |
| Total Group B | 154 | 0 | Theft From Building | | | | |
| | | | Theft From Coin Operated Machine or Device | | | | |
| | | | Theft From Motor Vehicle | | | | |
| | | | Theft of Motor Vehicle Parts/Accessories | | | | |
| | | | All Other Larceny | | | | |
| | | | Motor Vehicle Theft | | | | |
| | | | Stolen Property Offenses | | | | |

(*) Offenses are counted using the FBI Units of Count for Crime

(**) The 'Arrests' column shows arrests made for incidents during the selected period, regardless of arrest date. Arrest counts for the same period may change over time.

This report is valid as of July 25, 2025 and is subject to change

Winslow PD - ME0060700 - NIBRS Agency Crime Overview - 2024

| 2024 Population Estimate | | 8,049 | | Offenses (*) | | Arrests (**) | | |
|---------------------------------------|-----------|----------|----------|--|------------|--------------|-----------|----------|
| | | | | Reported | Cleared | Adult | Juvenile | |
| Offense Overview | | | | Group A Offenses | | | | |
| Offense Total | | | | Crimes Against Persons | | | | |
| Offense Total | | 253 | | Murder and Nonnegligent Manslaughter | 0 | 0 | 0 | 0 |
| Number Cleared | | 58 | | Negligent Manslaughter | 0 | 0 | 0 | 0 |
| Percent Cleared | | 22.92% | | Kidnapping/Abduction | 0 | 0 | 0 | 0 |
| Group A Crimes per 100,000 population | | 3,143.2 | | All Rape | 6 | 0 | 0 | 0 |
| | | | | Criminal Sexual Contact | 1 | 0 | 0 | 0 |
| | | | | Incest | 0 | 0 | 0 | 0 |
| | | | | Statutory Rape | 2 | 0 | 0 | 0 |
| Arrest Overview | | | | Crimes Against Property | | | | |
| Total Arrests | | 116 | | Aggravated Assault | 4 | 2 | 2 | 0 |
| Adult Arrests | | 108 | | Simple Assault | 34 | 11 | 8 | 1 |
| Juvenile Arrests | | 8 | | Intimidation | 24 | 6 | 2 | 1 |
| Unknown Age | | 0 | | Human Trafficking, Commercial Sex Acts | 0 | 0 | 0 | 0 |
| Arrests per 100,000 population | | 1,441.2 | | Human Trafficking, Involuntary Servitude | 0 | 0 | 0 | 0 |
| Average number offenses/incident | | 1.20 | | | | | | |
| | | | | Crimes Against Society | | | | |
| Group B Arrests | | | | Arson | | | | |
| Offense | | Adult | Juvenile | Bribery | 0 | 0 | 0 | 0 |
| Bad Checks | 1 | 0 | 0 | Burglary/Breaking & Entering | 7 | 2 | 3 | 0 |
| Curfew/Loitering/Vagrancy Violations | 0 | 0 | 0 | Counterfeiting/Forgery | 2 | 0 | 0 | 0 |
| Disorderly Conduct | 0 | 0 | 0 | Destruction/Damage/Vandalism of Property | 52 | 10 | 2 | 1 |
| Driving Under the Influence | 12 | 0 | 0 | Embezzlement | 0 | 0 | 0 | 0 |
| Drunkenness | 0 | 0 | 0 | Extortion/Blackmail | 0 | 0 | 0 | 0 |
| Family Offenses (Nonviolent) | 2 | 0 | 0 | False Pretenses/Swindle/Confidence Game | 15 | 1 | 1 | 0 |
| Liquor Law Violations | 0 | 0 | 0 | Credit Card/Automated Teller Machine Fraud | 9 | 0 | 0 | 0 |
| Peeping Tom | 0 | 0 | 0 | Impersonation | 0 | 0 | 0 | 0 |
| Trespass of Real Property | 2 | 0 | 0 | Welfare Fraud | 0 | 0 | 0 | 0 |
| All Other Offenses | 56 | 0 | 0 | Wire Fraud | 0 | 0 | 0 | 0 |
| Total Group B | 73 | 0 | 0 | Identity Theft | 0 | 0 | 0 | 0 |
| | | | | Hacking/Computer Invasion | 0 | 0 | 0 | 0 |
| | | | | Robbery | 2 | 0 | 0 | 0 |
| | | | | Pocket-picking | 0 | 0 | 0 | 0 |
| | | | | Purse-snatching | 0 | 0 | 0 | 0 |
| | | | | Shoplifting | 10 | 4 | 4 | 0 |
| | | | | Theft From Building | 0 | 0 | 0 | 0 |
| | | | | Theft From Coin Operated Machine or Device | 0 | 0 | 0 | 0 |
| | | | | Theft From Motor Vehicle | 3 | 3 | 1 | 2 |
| | | | | Theft of Motor Vehicle Parts/Accessories | 0 | 0 | 0 | 0 |
| | | | | All Other Larceny | 59 | 11 | 6 | 2 |
| | | | | Motor Vehicle Theft | 12 | 3 | 2 | 1 |
| | | | | Stolen Property Offenses | 0 | 0 | 0 | 0 |
| | | | | Crimes Against Society | | | | |
| | | | | Drug/Narcotic Violations | 8 | 5 | 4 | 0 |
| | | | | Drug Equipment Violations | 1 | 0 | 0 | 0 |
| | | | | Betting/Wagering | 0 | 0 | 0 | 0 |
| | | | | Operating/Promoting/Assisting Gambling | 0 | 0 | 0 | 0 |
| | | | | Gambling Equipment Violations | 0 | 0 | 0 | 0 |
| | | | | Sports Tampering | 0 | 0 | 0 | 0 |
| | | | | Pornography/Obscene Material | 0 | 0 | 0 | 0 |
| | | | | Prostitution | 0 | 0 | 0 | 0 |
| | | | | Assisting or Promoting Prostitution | 0 | 0 | 0 | 0 |
| | | | | Purchasing Prostitution | 0 | 0 | 0 | 0 |
| | | | | Weapon Law Violations | 1 | 0 | 0 | 0 |
| | | | | Animal Cruelty | 0 | 0 | 0 | 0 |
| | | | | Total Group A Offenses | 253 | 58 | 35 | 8 |

(*) Offenses are counted using the FBI Units of Count for Crime

(**) The 'Arrests' column shows arrests made for incidents during the selected period, regardless of arrest date. Arrest counts for the same period may change over time.

Winter Harbor PD - ME0051500 - NIBRS Agency Crime Overview - 2024

| 2024 Population Estimate | | 478 | Offenses (*) | | Arrests (**) | |
|---------------------------------------|--------------|-----------------|--------------------------------|---------|--------------|----------|
| | | | Reported | Cleared | Adult | Juvenile |
| Offense Overview | | | Group A Offenses | | | |
| | | | Crimes Against Persons | | | |
| Offense Total | 6 | | 0 | 0 | 0 | 0 |
| Number Cleared | 0 | | 0 | 0 | 0 | 0 |
| Percent Cleared | 0.00% | | 0 | 0 | 0 | 0 |
| Group A Crimes per 100,000 population | 1,255.2 | | 0 | 0 | 0 | 0 |
| | | | Crimes Against Property | | | |
| | | | Crimes Against Society | | | |
| Arrest Overview | | | Total Group A Offenses | | | |
| Total Arrests | 1 | | 6 | 0 | 0 | 0 |
| Adult Arrests | 1 | | 0 | 0 | 0 | 0 |
| Juvenile Arrests | 0 | | 0 | 0 | 0 | 0 |
| Unknown Age | 0 | | 0 | 0 | 0 | 0 |
| Arrests per 100,000 population | 209.2 | | 0 | 0 | 0 | 0 |
| Average number offenses/incident | 1.00 | | 0 | 0 | 0 | 0 |
| Group B Arrests | | | Crimes Against Property | | | |
| Offense | Adult | Juvenile | Arson | | | |
| Bad Checks | 0 | 0 | 0 | | | |
| Curfew/Loitering/Vagrancy Violations | 0 | 0 | 0 | | | |
| Disorderly Conduct | 0 | 0 | 0 | | | |
| Driving Under the Influence | 1 | 0 | 0 | | | |
| Drunkenness | 0 | 0 | 0 | | | |
| Family Offenses (Nonviolent) | 0 | 0 | 0 | | | |
| Liquor Law Violations | 0 | 0 | 0 | | | |
| Peeping Tom | 0 | 0 | 0 | | | |
| Trespass of Real Property | 0 | 0 | 0 | | | |
| All Other Offenses | 0 | 0 | 0 | | | |
| Total Group B | 1 | 0 | 0 | | | |
| | | | Crimes Against Property | | | |
| | | | Crimes Against Society | | | |
| | | | Total Group B Offenses | | | |
| | | | Total Group A Offenses | | | |

(*) Offenses are counted using the FBI Units of Count for Crime

(**) The 'Arrests' column shows arrests made for incidents during the selected period, regardless of arrest date. Arrest counts for the same period may change over time.

Winthrop PD - ME0060800 - NIBRS Agency Crime Overview - 2024

| 2024 Population Estimate | | 6,224 | | Offenses (*) | | Arrests (**) | |
|---------------------------------------|--------------|--|--|-------------------------|-----------|--------------|-----------|
| | | | | Reported | Cleared | Adult | Juvenile |
| Offense Overview | | | | Group A Offenses | | | |
| Crimes Against Persons | | | | | | | |
| Offense Total | 151 | Murder and Nonnegligent Manslaughter | | 0 | 0 | 0 | 0 |
| Number Cleared | 50 | Negligent Manslaughter | | 0 | 0 | 0 | 0 |
| Percent Cleared | 33.11% | Kidnapping/Abduction | | 1 | 1 | 1 | 0 |
| Group A Crimes per 100,000 population | 2,426.1 | All Rape | | 0 | 0 | 0 | 0 |
| | | Criminal Sexual Contact | | 0 | 0 | 0 | 0 |
| | | Incest | | 0 | 0 | 0 | 0 |
| | | Statutory Rape | | 0 | 0 | 0 | 0 |
| Arrest Overview | | Aggravated Assault | | 2 | 0 | 0 | 0 |
| Total Arrests | 71 | Simple Assault | | 15 | 12 | 7 | 0 |
| Adult Arrests | 58 | Intimidation | | 4 | 2 | 1 | 0 |
| Juvenile Arrests | 13 | Human Trafficking, Commercial Sex Acts | | 0 | 0 | 0 | 0 |
| Unknown Age | 0 | Human Trafficking, Involuntary Servitude | | 0 | 0 | 0 | 0 |
| Arrests per 100,000 population | 1,140.7 | Crimes Against Property | | | | | |
| Average number offenses/incident | 1.12 | Arson | | 0 | 0 | 0 | 0 |
| | | Bribery | | 0 | 0 | 0 | 0 |
| | | Burglary/Breaking & Entering | | 10 | 3 | 0 | 0 |
| | | Counterfeiting/Forgery | | 0 | 0 | 0 | 0 |
| | | Destruction/Damage/Vandalism of Property | | 19 | 3 | 3 | 0 |
| | | Embezzlement | | 0 | 0 | 0 | 0 |
| | | Extortion/Blackmail | | 0 | 0 | 0 | 0 |
| | | False Pretenses/Swindle/Confidence Game | | 27 | 0 | 0 | 0 |
| | | Credit Card/Automated Teller Machine Fraud | | 1 | 0 | 0 | 0 |
| | | Impersonation | | 1 | 0 | 0 | 0 |
| | | Welfare Fraud | | 0 | 0 | 0 | 0 |
| | | Wire Fraud | | 0 | 0 | 0 | 0 |
| | | Identity Theft | | 0 | 0 | 0 | 0 |
| | | Hacking/Computer Invasion | | 0 | 0 | 0 | 0 |
| | | Robbery | | 1 | 0 | 0 | 0 |
| | | Pocket-picking | | 0 | 0 | 0 | 0 |
| | | Purse-snatching | | 1 | 1 | 0 | 0 |
| | | Shoplifting | | 17 | 9 | 7 | 0 |
| | | Theft From Building | | 4 | 0 | 0 | 1 |
| | | Theft From Coin Operated Machine or Device | | 0 | 0 | 0 | 0 |
| | | Theft From Motor Vehicle | | 9 | 6 | 0 | 6 |
| | | Theft of Motor Vehicle Parts/Accessories | | 0 | 0 | 0 | 0 |
| | | All Other Larceny | | 25 | 6 | 2 | 2 |
| | | Motor Vehicle Theft | | 11 | 6 | 0 | 1 |
| | | Stolen Property Offenses | | 2 | 1 | 0 | 0 |
| | | Crimes Against Society | | | | | |
| | | Drug/Narcotic Violations | | 1 | 0 | 0 | 0 |
| | | Drug Equipment Violations | | 0 | 0 | 0 | 0 |
| | | Betting/Wagering | | 0 | 0 | 0 | 0 |
| | | Operating/Promoting/Assisting Gambling | | 0 | 0 | 0 | 0 |
| | | Gambling Equipment Violations | | 0 | 0 | 0 | 0 |
| | | Sports Tampering | | 0 | 0 | 0 | 0 |
| | | Pornography/Obscene Material | | 0 | 0 | 0 | 0 |
| | | Prostitution | | 0 | 0 | 0 | 0 |
| | | Assisting or Promoting Prostitution | | 0 | 0 | 0 | 0 |
| | | Purchasing Prostitution | | 0 | 0 | 0 | 0 |
| | | Weapon Law Violations | | 0 | 0 | 0 | 0 |
| | | Animal Cruelty | | 0 | 0 | 0 | 0 |
| | | Total Group A Offenses | | 151 | 50 | 21 | 10 |
| Group B Arrests | | | | | | | |
| Offense | Adult | Juvenile | | | | | |
| Bad Checks | 0 | 0 | Credit Card/Automated Teller Machine Fraud | | | | |
| Curfew/Loitering/Vagrancy Violations | 0 | 0 | Impersonation | | | | |
| Disorderly Conduct | 5 | 0 | Welfare Fraud | | | | |
| Driving Under the Influence | 5 | 0 | Wire Fraud | | | | |
| Drunkenness | 0 | 0 | Identity Theft | | | | |
| Family Offenses (Nonviolent) | 0 | 0 | Hacking/Computer Invasion | | | | |
| Liquor Law Violations | 0 | 0 | Robbery | | | | |
| Peeping Tom | 0 | 0 | Pocket-picking | | | | |
| Trespass of Real Property | 3 | 2 | Purse-snatching | | | | |
| All Other Offenses | 24 | 1 | Shoplifting | | | | |
| Total Group B | 37 | 3 | Theft From Building | | | | |
| | | | Theft From Coin Operated Machine or Device | | | | |
| | | | Theft From Motor Vehicle | | | | |
| | | | Theft of Motor Vehicle Parts/Accessories | | | | |
| | | | All Other Larceny | | | | |
| | | | Motor Vehicle Theft | | | | |
| | | | Stolen Property Offenses | | | | |

(*) Offenses are counted using the FBI Units of Count for Crime

(**) The 'Arrests' column shows arrests made for incidents during the selected period, regardless of arrest date. Arrest counts for the same period may change over time.

Wiscasset PD - ME0080400 - NIBRS Agency Crime Overview - 2024

| 2024 Population Estimate | | 3,926 | | Offenses (*) | | Arrests (**) | |
|---------------------------------------|--------------|--|--|-------------------------|-----------|--------------|----------|
| | | | | Reported | Cleared | Adult | Juvenile |
| Offense Overview | | | | Group A Offenses | | | |
| Crimes Against Persons | | | | | | | |
| Offense Total | 115 | Murder and Nonnegligent Manslaughter | | 0 | 0 | 0 | 0 |
| Number Cleared | 70 | Negligent Manslaughter | | 0 | 0 | 0 | 0 |
| Percent Cleared | 60.87% | Kidnapping/Abduction | | 0 | 0 | 0 | 0 |
| Group A Crimes per 100,000 population | 2,929.2 | All Rape | | 1 | 0 | 0 | 0 |
| | | Criminal Sexual Contact | | 0 | 0 | 0 | 0 |
| | | Incest | | 0 | 0 | 0 | 0 |
| | | Statutory Rape | | 0 | 0 | 0 | 0 |
| Arrest Overview | | Aggravated Assault | | 1 | 0 | 1 | 0 |
| Total Arrests | 162 | Simple Assault | | 21 | 15 | 16 | 0 |
| Adult Arrests | 158 | Intimidation | | 14 | 9 | 7 | 1 |
| Juvenile Arrests | 4 | Human Trafficking, Commercial Sex Acts | | 0 | 0 | 0 | 0 |
| Unknown Age | 0 | Human Trafficking, Involuntary Servitude | | 0 | 0 | 0 | 0 |
| Arrests per 100,000 population | 4,126.3 | Crimes Against Property | | | | | |
| Average number offenses/incident | 1.10 | Arson | | 0 | 0 | 0 | 0 |
| | | Bribery | | 0 | 0 | 0 | 0 |
| | | Burglary/Breaking & Entering | | 2 | 1 | 0 | 0 |
| | | Counterfeiting/Forgery | | 1 | 0 | 0 | 0 |
| | | Destruction/Damage/Vandalism of Property | | 14 | 5 | 0 | 1 |
| | | Embezzlement | | 0 | 0 | 0 | 0 |
| | | Extortion/Blackmail | | 0 | 0 | 0 | 0 |
| | | False Pretenses/Swindle/Confidence Game | | 4 | 0 | 0 | 0 |
| | | Credit Card/Automated Teller Machine Fraud | | 1 | 1 | 1 | 0 |
| | | Impersonation | | 0 | 0 | 0 | 0 |
| | | Welfare Fraud | | 0 | 0 | 0 | 0 |
| | | Wire Fraud | | 0 | 0 | 0 | 0 |
| | | Identity Theft | | 0 | 0 | 0 | 0 |
| | | Hacking/Computer Invasion | | 0 | 0 | 0 | 0 |
| | | Robbery | | 0 | 0 | 0 | 0 |
| | | Pocket-picking | | 0 | 0 | 0 | 0 |
| | | Purse-snatching | | 0 | 0 | 0 | 0 |
| | | Shoplifting | | 0 | 0 | 0 | 0 |
| | | Theft From Building | | 0 | 0 | 0 | 0 |
| | | Theft From Coin Operated Machine or Device | | 0 | 0 | 0 | 0 |
| | | Theft From Motor Vehicle | | 0 | 0 | 0 | 0 |
| | | Theft of Motor Vehicle Parts/Accessories | | 1 | 1 | 1 | 0 |
| | | All Other Larceny | | 27 | 12 | 12 | 2 |
| | | Motor Vehicle Theft | | 3 | 2 | 1 | 0 |
| | | Stolen Property Offenses | | 0 | 0 | 0 | 0 |
| | | Crimes Against Society | | | | | |
| | | Drug/Narcotic Violations | | 16 | 16 | 17 | 0 |
| | | Drug Equipment Violations | | 4 | 4 | 6 | 0 |
| | | Betting/Wagering | | 0 | 0 | 0 | 0 |
| | | Operating/Promoting/Assisting Gambling | | 0 | 0 | 0 | 0 |
| | | Gambling Equipment Violations | | 0 | 0 | 0 | 0 |
| | | Sports Tampering | | 0 | 0 | 0 | 0 |
| | | Pornography/Obscene Material | | 1 | 0 | 0 | 0 |
| | | Prostitution | | 0 | 0 | 0 | 0 |
| | | Assisting or Promoting Prostitution | | 0 | 0 | 0 | 0 |
| | | Purchasing Prostitution | | 0 | 0 | 0 | 0 |
| | | Weapon Law Violations | | 4 | 4 | 2 | 0 |
| | | Animal Cruelty | | 0 | 0 | 0 | 0 |
| | | Total Group A Offenses | | 115 | 70 | 64 | 4 |
| Group B Arrests | | | | | | | |
| Offense | Adult | Juvenile | | | | | |
| Bad Checks | 0 | 0 | Credit Card/Automated Teller Machine Fraud | | | | |
| Curfew/Loitering/Vagrancy Violations | 0 | 0 | Impersonation | | | | |
| Disorderly Conduct | 5 | 0 | Welfare Fraud | | | | |
| Driving Under the Influence | 31 | 0 | Wire Fraud | | | | |
| Drunkenness | 0 | 0 | Identity Theft | | | | |
| Family Offenses (Nonviolent) | 0 | 0 | Hacking/Computer Invasion | | | | |
| Liquor Law Violations | 2 | 0 | Robbery | | | | |
| Peeping Tom | 0 | 0 | Pocket-picking | | | | |
| Trespass of Real Property | 3 | 0 | Purse-snatching | | | | |
| All Other Offenses | 53 | 0 | Shoplifting | | | | |
| Total Group B | 94 | 0 | Theft From Building | | | | |
| | | | Theft From Coin Operated Machine or Device | | | | |
| | | | Theft From Motor Vehicle | | | | |
| | | | Theft of Motor Vehicle Parts/Accessories | | | | |
| | | | All Other Larceny | | | | |
| | | | Motor Vehicle Theft | | | | |
| | | | Stolen Property Offenses | | | | |

(*) Offenses are counted using the FBI Units of Count for Crime

(**) The 'Arrests' column shows arrests made for incidents during the selected period, regardless of arrest date. Arrest counts for the same period may change over time.

Yarmouth PD - ME0031400 - NIBRS Agency Crime Overview - 2024

| 2024 Population Estimate | | 9,036 | | Offenses (*) | | Arrests (**) | |
|---------------------------------------|--------------|--|--|--------------|-----------|--------------|----------|
| Offense Overview | | | | Reported | Cleared | Adult | Juvenile |
| Group A Offenses | | | | | | | |
| Crimes Against Persons | | | | | | | |
| Offense Total | 110 | Murder and Nonnegligent Manslaughter | | 0 | 0 | 0 | 0 |
| Number Cleared | 37 | Negligent Manslaughter | | 0 | 0 | 0 | 0 |
| Percent Cleared | 33.64% | Kidnapping/Abduction | | 0 | 0 | 0 | 0 |
| Group A Crimes per 100,000 population | 1,217.4 | All Rape | | 4 | 3 | 1 | 0 |
| | | Criminal Sexual Contact | | 0 | 0 | 0 | 0 |
| | | Incest | | 0 | 0 | 0 | 0 |
| | | Statutory Rape | | 0 | 0 | 0 | 0 |
| Arrest Overview | | Aggravated Assault | | 3 | 2 | 2 | 0 |
| Total Arrests | 68 | Simple Assault | | 20 | 8 | 7 | 0 |
| Adult Arrests | 48 | Intimidation | | 5 | 2 | 0 | 0 |
| Juvenile Arrests | 20 | Human Trafficking, Commercial Sex Acts | | 0 | 0 | 0 | 0 |
| Unknown Age | 0 | Human Trafficking, Involuntary Servitude | | 0 | 0 | 0 | 0 |
| Arrests per 100,000 population | 752.5 | Crimes Against Property | | | | | |
| Average number offenses/incident | 1.15 | Arson | | 0 | 0 | 0 | 0 |
| | | Bribery | | 0 | 0 | 0 | 0 |
| | | Burglary/Breaking & Entering | | 4 | 2 | 1 | 2 |
| | | Counterfeiting/Forgery | | 5 | 3 | 1 | 0 |
| | | Destruction/Damage/Vandalism of Property | | 14 | 4 | 1 | 2 |
| | | Embezzlement | | 0 | 0 | 0 | 0 |
| | | Extortion/Blackmail | | 1 | 0 | 0 | 0 |
| | | False Pretenses/Swindle/Confidence Game | | 12 | 2 | 2 | 0 |
| | | Credit Card/Automated Teller Machine Fraud | | 4 | 1 | 1 | 0 |
| | | Impersonation | | 0 | 0 | 0 | 0 |
| | | Welfare Fraud | | 0 | 0 | 0 | 0 |
| | | Wire Fraud | | 0 | 0 | 0 | 0 |
| | | Identity Theft | | 0 | 0 | 0 | 0 |
| | | Hacking/Computer Invasion | | 0 | 0 | 0 | 0 |
| | | Robbery | | 1 | 0 | 0 | 0 |
| | | Pocket-picking | | 0 | 0 | 0 | 0 |
| | | Purse-snatching | | 0 | 0 | 0 | 0 |
| | | Shoplifting | | 0 | 0 | 0 | 0 |
| | | Theft From Building | | 0 | 0 | 0 | 0 |
| | | Theft From Coin Operated Machine or Device | | 0 | 0 | 0 | 0 |
| | | Theft From Motor Vehicle | | 0 | 0 | 0 | 0 |
| | | Theft of Motor Vehicle Parts/Accessories | | 0 | 0 | 0 | 0 |
| | | All Other Larceny | | 32 | 7 | 3 | 2 |
| | | Motor Vehicle Theft | | 2 | 1 | 1 | 0 |
| | | Stolen Property Offenses | | 0 | 0 | 0 | 0 |
| | | Crimes Against Society | | | | | |
| | | Drug/Narcotic Violations | | 2 | 2 | 1 | 1 |
| | | Drug Equipment Violations | | 0 | 0 | 0 | 0 |
| | | Betting/Wagering | | 0 | 0 | 0 | 0 |
| | | Operating/Promoting/Assisting Gambling | | 0 | 0 | 0 | 0 |
| | | Gambling Equipment Violations | | 0 | 0 | 0 | 0 |
| | | Sports Tampering | | 0 | 0 | 0 | 0 |
| | | Pornography/Obscene Material | | 0 | 0 | 0 | 0 |
| | | Prostitution | | 0 | 0 | 0 | 0 |
| | | Assisting or Promoting Prostitution | | 0 | 0 | 0 | 0 |
| | | Purchasing Prostitution | | 0 | 0 | 0 | 0 |
| | | Weapon Law Violations | | 1 | 0 | 0 | 0 |
| | | Animal Cruelty | | 0 | 0 | 0 | 0 |
| | | Total Group A Offenses | | 110 | 37 | 21 | 7 |
| Group B Arrests | | | | | | | |
| Offense | Adult | Juvenile | | | | | |
| Bad Checks | 0 | 0 | Credit Card/Automated Teller Machine Fraud | | | | |
| Curfew/Loitering/Vagrancy Violations | 0 | 0 | Impersonation | | | | |
| Disorderly Conduct | 0 | 0 | Welfare Fraud | | | | |
| Driving Under the Influence | 8 | 1 | Wire Fraud | | | | |
| Drunkenness | 0 | 0 | Identity Theft | | | | |
| Family Offenses (Nonviolent) | 0 | 0 | Hacking/Computer Invasion | | | | |
| Liquor Law Violations | 1 | 12 | Robbery | | | | |
| Peeping Tom | 0 | 0 | Pocket-picking | | | | |
| Trespass of Real Property | 1 | 0 | Purse-snatching | | | | |
| All Other Offenses | 17 | 0 | Shoplifting | | | | |
| Total Group B | 27 | 13 | Theft From Building | | | | |
| | | | Theft From Coin Operated Machine or Device | | | | |
| | | | Theft From Motor Vehicle | | | | |
| | | | Theft of Motor Vehicle Parts/Accessories | | | | |
| | | | All Other Larceny | | | | |
| | | | Motor Vehicle Theft | | | | |
| | | | Stolen Property Offenses | | | | |

(*) Offenses are counted using the FBI Units of Count for Crime

(**) The 'Arrests' column shows arrests made for incidents during the selected period, regardless of arrest date. Arrest counts for the same period may change over time.

York PD - ME0161600 - NIBRS Agency Crime Overview - 2024

| 2024 Population Estimate | | 14,249 | Offenses (*) | | Arrests (**) | |
|---------------------------------------|--------------|-----------------|--|------------|--------------|-----------|
| Offense Overview | | | Reported | Cleared | Adult | Juvenile |
| Group A Offenses | | | | | | |
| Crimes Against Persons | | | | | | |
| Offense Total | 219 | | Murder and Nonnegligent Manslaughter | 0 | 0 | 0 |
| Number Cleared | 93 | | Negligent Manslaughter | 0 | 0 | 0 |
| Percent Cleared | 42.47% | | Kidnapping/Abduction | 0 | 0 | 0 |
| Group A Crimes per 100,000 population | 1,536.9 | | All Rape | 4 | 2 | 0 |
| | | | Criminal Sexual Contact | 2 | 1 | 0 |
| | | | Incest | 0 | 0 | 0 |
| | | | Statutory Rape | 1 | 1 | 0 |
| | | | Aggravated Assault | 3 | 1 | 1 |
| | | | Simple Assault | 33 | 29 | 15 |
| | | | Intimidation | 27 | 12 | 2 |
| | | | Human Trafficking, Commercial Sex Acts | 0 | 0 | 0 |
| | | | Human Trafficking, Involuntary Servitude | 0 | 0 | 0 |
| | | | Crimes Against Property | | | |
| | | | Arson | 1 | 0 | 0 |
| | | | Bribery | 0 | 0 | 0 |
| | | | Burglary/Breaking & Entering | 8 | 3 | 1 |
| | | | Counterfeiting/Forgery | 4 | 2 | 1 |
| | | | Destruction/Damage/Vandalism of Property | 33 | 10 | 2 |
| | | | Embezzlement | 1 | 1 | 0 |
| | | | Extortion/Blackmail | 1 | 0 | 0 |
| | | | False Pretenses/Swindle/Confidence Game | 19 | 0 | 0 |
| | | | Credit Card/Automated Teller Machine Fraud | 9 | 0 | 0 |
| | | | Impersonation | 0 | 0 | 0 |
| | | | Welfare Fraud | 0 | 0 | 0 |
| | | | Wire Fraud | 0 | 0 | 0 |
| | | | Identity Theft | 0 | 0 | 0 |
| | | | Hacking/Computer Invasion | 0 | 0 | 0 |
| | | | Robbery | 0 | 0 | 0 |
| | | | Pocket-picking | 0 | 0 | 0 |
| | | | Purse-snatching | 1 | 0 | 0 |
| | | | Shoplifting | 9 | 6 | 3 |
| | | | Theft From Building | 0 | 0 | 0 |
| | | | Theft From Coin Operated Machine or Device | 0 | 0 | 0 |
| | | | Theft From Motor Vehicle | 4 | 0 | 0 |
| | | | Theft of Motor Vehicle Parts/Accessories | 1 | 1 | 0 |
| | | | All Other Larceny | 39 | 9 | 5 |
| | | | Motor Vehicle Theft | 3 | 2 | 0 |
| | | | Stolen Property Offenses | 0 | 0 | 0 |
| | | | Crimes Against Society | | | |
| | | | Drug/Narcotic Violations | 11 | 10 | 8 |
| | | | Drug Equipment Violations | 1 | 0 | 0 |
| | | | Betting/Wagering | 0 | 0 | 0 |
| | | | Operating/Promoting/Assisting Gambling | 0 | 0 | 0 |
| | | | Gambling Equipment Violations | 0 | 0 | 0 |
| | | | Sports Tampering | 0 | 0 | 0 |
| | | | Pornography/Obscene Material | 0 | 0 | 0 |
| | | | Prostitution | 1 | 0 | 0 |
| | | | Assisting or Promoting Prostitution | 0 | 0 | 0 |
| | | | Purchasing Prostitution | 0 | 0 | 0 |
| | | | Weapon Law Violations | 3 | 3 | 2 |
| | | | Animal Cruelty | 0 | 0 | 0 |
| | | | Total Group A Offenses | 219 | 93 | 40 |
| | | | | | | 11 |
| Group B Arrests | | | | | | |
| Offense | Adult | Juvenile | | | | |
| Bad Checks | 1 | 0 | | | | |
| Curfew/Loitering/Vagrancy Violations | 0 | 0 | | | | |
| Disorderly Conduct | 5 | 0 | | | | |
| Driving Under the Influence | 57 | 0 | | | | |
| Drunkness | 0 | 0 | | | | |
| Family Offenses (Nonviolent) | 0 | 0 | | | | |
| Liquor Law Violations | 0 | 1 | | | | |
| Peeping Tom | 0 | 0 | | | | |
| Trespass of Real Property | 3 | 5 | | | | |
| All Other Offenses | 34 | 0 | | | | |
| Total Group B | 100 | 6 | | | | |

(*) Offenses are counted using the FBI Units of Count for Crime

(**) The 'Arrests' column shows arrests made for incidents during the selected period, regardless of arrest date. Arrest counts for the same period may change over time.

York SO - ME0160000 - NIBRS Agency Crime Overview - 2024

| 2024 Population Estimate | | 52,973 | Offenses (*) | | Arrests (**) | |
|---------------------------------------|--------------|-----------------|--|------------|--------------|------------|
| Offense Overview | | | Reported | Cleared | Adult | Juvenile |
| Group A Offenses | | | | | | |
| Crimes Against Persons | | | | | | |
| Offense Total | 606 | | Murder and Nonnegligent Manslaughter | 0 | 0 | 0 |
| Number Cleared | 193 | | Negligent Manslaughter | 1 | 1 | 1 |
| Percent Cleared | 31.85% | | Kidnapping/Abduction | 0 | 0 | 0 |
| Group A Crimes per 100,000 population | 1,144.0 | | All Rape | 12 | 0 | 0 |
| | | | Criminal Sexual Contact | 6 | 0 | 0 |
| | | | Incest | 2 | 0 | 0 |
| | | | Statutory Rape | 2 | 0 | 0 |
| | | | Aggravated Assault | 24 | 14 | 10 |
| | | | Simple Assault | 104 | 58 | 43 |
| | | | Intimidation | 51 | 30 | 13 |
| | | | Human Trafficking, Commercial Sex Acts | 0 | 0 | 0 |
| | | | Human Trafficking, Involuntary Servitude | 0 | 0 | 0 |
| | | | Crimes Against Property | | | |
| | | | Arson | 5 | 2 | 2 |
| | | | Bribery | 0 | 0 | 0 |
| | | | Burglary/Breaking & Entering | 27 | 3 | 0 |
| | | | Counterfeiting/Forgery | 4 | 1 | 1 |
| | | | Destruction/Damage/Vandalism of Property | 110 | 16 | 7 |
| | | | Embezzlement | 0 | 0 | 0 |
| | | | Extortion/Blackmail | 1 | 0 | 0 |
| | | | False Pretenses/Swindle/Confidence Game | 39 | 4 | 3 |
| | | | Credit Card/Automated Teller Machine Fraud | 15 | 1 | 1 |
| | | | Impersonation | 0 | 0 | 0 |
| | | | Welfare Fraud | 0 | 0 | 0 |
| | | | Wire Fraud | 1 | 0 | 0 |
| | | | Identity Theft | 1 | 0 | 0 |
| | | | Hacking/Computer Invasion | 0 | 0 | 0 |
| | | | Robbery | 1 | 1 | 1 |
| | | | Pocket-picking | 0 | 0 | 0 |
| | | | Purse-snatching | 0 | 0 | 0 |
| | | | Shoplifting | 8 | 6 | 10 |
| | | | Theft From Building | 1 | 0 | 0 |
| | | | Theft From Coin Operated Machine or Device | 0 | 0 | 0 |
| | | | Theft From Motor Vehicle | 11 | 0 | 0 |
| | | | Theft of Motor Vehicle Parts/Accessories | 9 | 0 | 0 |
| | | | All Other Larceny | 98 | 14 | 9 |
| | | | Motor Vehicle Theft | 32 | 9 | 6 |
| | | | Stolen Property Offenses | 0 | 0 | 1 |
| | | | Crimes Against Society | | | |
| | | | Drug/Narcotic Violations | 30 | 26 | 17 |
| | | | Drug Equipment Violations | 1 | 1 | 0 |
| | | | Betting/Wagering | 0 | 0 | 0 |
| | | | Operating/Promoting/Assisting Gambling | 0 | 0 | 0 |
| | | | Gambling Equipment Violations | 0 | 0 | 0 |
| | | | Sports Tampering | 0 | 0 | 0 |
| | | | Pornography/Obscene Material | 1 | 0 | 0 |
| | | | Prostitution | 0 | 0 | 0 |
| | | | Assisting or Promoting Prostitution | 0 | 0 | 0 |
| | | | Purchasing Prostitution | 0 | 0 | 0 |
| | | | Weapon Law Violations | 9 | 6 | 4 |
| | | | Animal Cruelty | 0 | 0 | 0 |
| | | | Total Group A Offenses | 606 | 193 | 129 |
| | | | | | | 17 |
| Group B Arrests | | | | | | |
| Offense | Adult | Juvenile | | | | |
| Bad Checks | 0 | 0 | | | | |
| Curfew/Loitering/Vagrancy Violations | 0 | 0 | | | | |
| Disorderly Conduct | 8 | 0 | | | | |
| Driving Under the Influence | 58 | 2 | | | | |
| Drunkenness | 0 | 0 | | | | |
| Family Offenses (Nonviolent) | 0 | 0 | | | | |
| Liquor Law Violations | 4 | 2 | | | | |
| Peeping Tom | 0 | 0 | | | | |
| Trespass of Real Property | 11 | 4 | | | | |
| All Other Offenses | 225 | 6 | | | | |
| Total Group B | 306 | 14 | | | | |

(*) Offenses are counted using the FBI Units of Count for Crime

(**) The 'Arrests' column shows arrests made for incidents during the selected period, regardless of arrest date. Arrest counts for the same period may change over time.