

# MAINE STATE LEGISLATURE

The following document is provided by the  
**LAW AND LEGISLATIVE DIGITAL LIBRARY**  
at the Maine State Law and Legislative Reference Library  
<http://legislature.maine.gov/lawlib>



Reproduced from scanned originals with text recognition applied  
(searchable text may contain some errors and/or omissions)

# Public Documents of Maine:

BEING THE

ANNUAL REPORTS

OF THE VARIOUS

PUBLIC OFFICERS AND INSTITUTIONS

FOR THE YEAR

1879.

---

VOLUME II.

---

AUGUSTA:

SPRAGUE & SON, PRINTERS TO THE STATE.

1880.

TENTH ANNUAL REPORT

OF THE

INSURANCE COMMISSIONER.



STATE OF MAINE.

---

PART I.

Fire and Marine Insurance.

---

AUGUSTA:

SPRAGUE, OWEN & NASH, PRINTERS TO THE STATE.

1878.



TENTH ANNUAL REPORT  
OF THE  
INSURANCE COMMISSIONER.

---

PART FIRST.  
FIRE AND MARINE INSURANCE.

---

*To the Honorable Senate and House of  
Representatives of the State of Maine:*

The Insurance Commissioner has the honor to present the Tenth Annual Report of the Insurance Department of the State of Maine, in accordance with section fifty-six of the Insurance Law.

In 1876, the companies of other States and countries received in premiums in this State \$868,284.73, and paid for losses \$541,859.78, leaving a balance of \$326,424.95. In 1877, companies of the same class received in premiums \$847,111.36, and paid for losses \$557,847.39, leaving a balance of \$289,263.97, a loss of \$37,160.98 over the previous year.

Our Maine stock companies received in premiums in 1876, \$204,776.68, and paid for losses \$118,485.42, leaving a balance of \$86,291.26. In 1877, the same companies received in premiums \$244,135.76, and paid for losses \$154,408.19, leaving a balance of \$89,727.57.

The Maine mutual insurance companies paid for losses in 1876, \$61,650.60, and in 1877, \$56,062.89.

## MAINE INSURANCE COMPANIES.

At the close of the year 1877 there were forty-two fire, fire-marine and marine insurance companies organized under the laws of this State, and authorized to do business therein, of which one was stock fire-marine, two were stock marine, one was mutual fire-marine, one was mutual marine, and thirty-seven were mutual fire insurance companies.

The Patrons' Androscoggin Mutual Fire Insurance Company was the only new company organized during the year.

The Kennebunk Mutual Fire Insurance Company of Kennebunk, and the Boothbay Mutual Fishing Insurance Company of Boothbay retired from business.

The Bangor Insurance Company of Bangor withdrew from business on the first day of March, 1877, and selected Hon. J. S. Wheelwright to close up the business of the company. At the time it had risks in force of about \$24,000,000. The risks outside of New England were reinsured in the Commercial Union Assurance Company of London, England, and those in New England in the Shawmut Insurance Company of Boston, Massachusetts. The company was then owing for unpaid losses \$67,187.09. There has been paid of this amount \$51,541.94, leaving a balance of \$15,645.15. There is also due, for reinsurance, a balance of \$19,000, making liabilities of the company \$34,645.15. The assets of the company consist of cash \$1,552.51, and amount of notes, secured by mortgage, \$122,135.50. There can be no doubt but with a little patience creditors will be paid in full, and the stockholders will save a very respectable fraction of their stock.

## INSURANCE BROKERS.

There seems to be a misunderstanding with many as to what constitutes the business of an insurance broker. This is the law in regard to it:

## SECTION 51 of the Insurance Law of Maine.

SECT. 51. Any person may be licensed by the commissioner as insurance broker to negotiate contracts of insurance, and to effect insurance for others than himself for a compensation, and by virtue thereof he may

place risks or effect insurance with any insurance company of this State, or with the agents of any foreign insurance company who have been licensed to do an insurance business in this State, but with no other. For such license he shall pay the sum of five dollars, which shall authorize him thus to act until the first day of July then next; and on payment of the same fee his license may be renewed from year to year afterwards, ending annually on the first day of July. Any person without such license, assuming to act as such broker, shall forfeit not more than fifty dollars.

There can be no doubt but many persons in the State are transacting the business described in the foregoing section of the law without being in possession of a license. In many cases it may be done ignorantly, but it is nevertheless a violation of the statute, and renders a person liable to its penalties. Some agents are in the habit of sending out individuals to solicit risks for them, paying a percentage on the business thus obtained. Any person soliciting business in this manner is doing the business of an insurance broker, and, without a license, is liable to pay the penalty of fifty dollars.

An insurance broker is only the agent of the insured, and in no sense the agent of the company.

#### COMPANIES OF OTHER STATES AND FOREIGN COUNTRIES.

At the close of the year 1877, there were one hundred and one fire-marine and marine insurance companies of other States and countries authorized to transact business in Maine, of which ninety-five were stock and six mutual companies.

The following tables show the fire, fire-marine and marine insurance companies authorized to do business in Maine at date of this report, and the companies admitted, withdrawn and excluded since the date of last report :

*Fire, Fire-Marine and Marine Insurance Companies now authorized to do business in Maine.*

#### MAINE STOCK COMPANIES.

Name of Company.	Location.	Name of Company.	Location.
Merchants' Marine.....	Bangor.	Union.....	Bangor.
Ocean.....	Portland.		

## MAINE MUTUAL COMPANIES.

Name of Company.	Location.	Name of Company.	Location.
Bangor .....	Bangor.	Otisfield .....	Otisfield.
Brunswick Farmers' .....	Brunswick.	Oxford County.....	South Paris.
Casco.....	Casco.	Patrons' Androscoggin .....	Auburn.
Chesterville.....	Chesterville.	Penobscot.....	Bangor.
Cumberland.....	Cumberland.	Piscataquis .....	Dover.
Danville .....	Auburn.	Raymond.....	Raymond.
Eliot and Kittery.....	Eliot.	Saco .....	Saco.
Falmouth.....	Falmouth.	Sidney .....	Sidney.
Fayette.....	Fayette.	Somerset.....	Skowhegan.
Fryeburg.....	Fryeburg.	Union Farmers' .....	Union.
Gorham Farmers' .....	Gorham.	Warren Farmers'.....	Warren.
Harpswell.....	Harpswell.	Waterford.....	Waterford.
Harrison.....	Harrison.	Wells.....	Wells.
Hope.....	Hope.	West Bangor and Hermon .....	Hermon.
Jay.....	Jay.	Wilton .....	Wilton.
Litchfield.....	Litchfield.	Windham.....	Windham.
Lovell.....	Lovell.	Woolwich .....	Woolwich.
Monmouth.....	Monmouth.	Boothbay Menhaden.....	Boothbay.
North Yarmouth.....	North Yarmouth.	Portland Fishing.....	Portland.
Norway.....	Norway.		

## COMPANIES OF OTHER STATES AND COUNTRIES.

Ætna.....	Hartford, Conn.	Girard F. and M.....	Philadelphia, Pa.
Alliance.....	Boston, Mass.	Gloucester Fire.....	Gloucester, Mass.
American Central.....	St. Louis, Mo.	Guardian Fire.....	London, Eng.
American Fire.....	Philadelphia, Pa.	Hamburg Bremen.....	Hamburg.
Amity .....	New York City.	Hanover Fire.....	New York City.
Atlantic .....	Brooklyn, N. Y.	Hartford Fire.....	Hartford, Conn.
Atlantic F. and M.....	Providence, R. I.	Hoffman Fire.....	New York City.
Boston Marine.....	Boston, Mass.	Holyoke Mutual Fire.....	Salem, Mass.
British America.....	Toronto, Canada.	Home.....	Newark, N. J.
Buffalo German.....	Buffalo, N. Y.	Home .....	New York City.
Commerce .....	Albany, N. Y.	Howard .....	New York City.
Commerce Fire.....	New York City.	Hudson .....	Jersey City, N. J.
Commercial Fire .....	New York City.	Humboldt.....	Newark, N. J.
Commercial Union.....	London, Eng.	Imperial Fire.....	London, Eng.
Commonwealth.....	Boston, Mass.	Ins. Co. of No. America..	Philadelphia, Pa.
Connecticut Fire .....	Hartford, Conn.	Ins. Co. of the State of Pa.	Philadelphia, Pa.
Continental .....	New York City.	Lancashire.....	Manchester, Eng.
Delaware Mut. Safety.....	Philadelphia, Pa.	L. and L. and Globe.....	Liverpool, Eng.
Dwelling House.....	Boston, Mass.	London Assurance Corp.....	London, Eng.
Eliot.....	Boston, Mass.	Lycoming Fire.....	Muncy, Pa.
Equitable F. and M.....	Providence, R. I.	Manhattan Fire.....	New York City.
Exchange Fire.....	New York City.	Manufacturers' .....	Newark, N. J.
Fairfield Fire.....	So. Norwalk, Conn.	Manufacturers' F. and M.....	Boston, Mass.
Fame.....	Philadelphia, Pa.	Mechanics' Mutual.....	Boston, Mass.
Faneuil Hall.....	Boston, Mass.	Merchants' .....	Newark, N. J.
Fire Association.....	Philadelphia, Pa.	Merchants' .....	Providence, R. I.
Fireman's Fund.....	San Francisco, Cal.	Meriden Fire.....	Meriden, Conn.
Firemen's Fire.....	Boston, Mass.	Millville M. and F.....	Millville, N. J.
First National Fire.....	Worcester, Mass.	National Fire.....	Hartford, Conn.
Franklin Fire .....	Philadelphia, Pa.	National Fire.....	New York City.
German American.....	New York City.	Neptune F. and M.....	Boston, Mass.
Germania Fire.....	New York City.	Newark City.....	Newark, N. J.



## COMPANIES OF OTHER STATES AND COUNTRIES—CONCLUDED.

Name of Company.	Location.	Name of Company.	Location.
Newark Fire.....	Newark, N. J.	Roger Williams.....	Providence, R. I.
New Hampshire Fire..	Manchester, N. H.	Royal.....	Liverpool, Eng.
Niagara Fire.....	New York City.	Royal Canadian.....	Montreal, Canada.
No. British & Mercantile.	Lon. & Edinb'gh.	Scottish Commercial..	Glasgow, Scotland.
Northern Assurance.....	London, Eng.	Security.....	New Haven, Conn.
Northwestern National..	Milwaukee, Wis.	Shawmut.....	Boston, Mass.
Orient.....	Hartford, Conn.	Shoe and Leather.....	Boston, Mass.
Pennsylvania Fire.....	Philadelphia, Pa.	Springfield F. and M..	Springfield, Mass.
People's.....	Newark, N. J.	Standard Fire.....	Trenton, N. J.
People's Fire.....	Trenton, N. J.	St. Paul F. and M.....	St. Paul, Minn.
Phenix.....	Brooklyn, N. Y.	Trade.....	Camden, N. J.
Phoenix.....	Hartford, Conn.	Traders'.....	Chicago, Ill.
Prescott.....	Boston, Mass.	Traders' and Mechanics'...	Lowell, Mass.
Providence Washington..	Providence, R. I.	Transatlantic Fire.....	Hamburg.
Queen.....	Liverpool, Eng.	Washington F. and M.....	Boston, Mass.
Quincy Mutual Fire.....	Quincy, Mass.	Westchester Fire....	New Rochelle, N. Y.
Resolute Fire.....	New York City.	Western Assurance.....	Toronto, Canada.
Revere Fire.....	Boston, Mass.	Williamsburg City Fire..	Brooklyn, N. Y.
Rochester German.....	Rochester, N. Y.		

*Fire and Fire-Marine Insurance Companies of other States and Countries admitted to transact business in Maine from date of last Report to date of this Report.*

Name of Company.	Location.	Date of Admission.	Capital paid up.
Alliance.....	Boston, Mass.....	July 1, 1877.....	\$200,000
Amity.....	New York City.....	August 27, 1877....	200,000
Commerce Fire.....	New York City.....	August 27, 1877....	200,000
Delaware Mutual Safety...	Philadelphia, Pa.....	July 5, 1877.....	360,000
Fairfield Fire.....	So. Norwalk, Ct.....	April 20, 1877.....	200,000
Guardian Fire.....	London, Eng.....	July 1, 1877.....	5,000,000
Newark Fire.....	Newark, N. J.....	September 21, 1877.	Mutual.
Resolute Fire.....	New York City.....	August 27, 1877....	200,000
Transatlantic Fire.....	Hamburg.....	November 14, 1877..	225,000
Total capital of companies admitted.....			\$6,585,000

*Fire Insurance Companies of other States withdrawn during the year.*

Name of Company.	Location.	Name of Company.	Location.
Atlas.....	Hartford, Conn.	Guaranty Fire.....	New York City.
Franklin.....	Boston, Mass.	Irving.....	New York City.
Globe.....	Boston, Mass.	Philadelphia Fire.....	Philadelphia, Pa.

## BUSINESS OF 1877.

Table No. 1 shows the capital, assets, liabilities, surplus or impairment of capital, on the 31st day of December, 1877, and the income and expenditures for the year ending December 31, 1877, of fire, fire-marine and marine insurance companies transacting business in this State.

Table No. 2 shows the nature of the assets on the 31st day of December, 1877, of fire, fire-marine and marine insurance companies transacting business in this State.

Table No. 3 shows the nature of the liabilities on the 31st day of December, 1877, of fire, fire-marine and marine insurance companies transacting business in this State.

Table No. 4 shows the nature of the income during the year ending December 31, 1877, of fire, fire-marine and marine insurance companies transacting business in this State.

Table No. 5 shows the nature of the expenditures during the year ending December 31, 1877, of fire, fire-marine and marine insurance companies transacting business in this State.

Table No. 6 shows the risks in force, risks written, and premiums received thereon, and losses paid, of fire, fire-marine and marine insurance companies transacting business in this State, for the year ending December 31, 1877.

Table No. 7 shows the business transacted in Maine during the year ending December 31, 1877, by fire, fire-marine and marine insurance companies.

This table also shows the amount of tax on premium receipts paid by the several companies, amounting in all to \$11,255.71.

The domestic stock companies have received premiums on marine risks amounting to \$244,135.76, and paid losses on the same amounting to \$154,408.19, or 63 per cent. of losses to premiums.

The companies of other States and countries have received premiums amounting to \$847,111.36, and paid losses amounting to \$557,847.39, or 66 per cent. of premiums received.

Table No. 8 shows the assets, risks in force, and risks written and losses paid during the year, of Maine mutual fire, fire-marine and marine insurance companies.

The assets of the mutual companies that have made returns, amount to \$794,576.94, of which amount \$701,996.66 consist of premium notes.

Annexed to this report, and forming a part of it, will be found abstracts of the several annual statements made to this department in accordance with law, showing the condition of the several companies on the 31st of December, 1877.

After the abstracts may be found the names of the licensed agents and brokers authorized to do business in this State.

Respectfully submitted.

JOSHUA NYE,

*Insurance Commissioner.*

AUGUSTA, March 1, 1878.



---

---

STATISTICAL TABLES.

---

---

**TABLE I.**—*Showing the Capital, Assets, Liabilities, Surplus or Impairment of Capital, on the 31st day of December, 1877, and the Income and Expenditures for the year ending December 31st, 1877, of Fire, Fire-Marine and Marine Insurance Companies transacting business in this State.*

NAME OF COMPANY.	Paid up Capital.	Gross Assets.	Liabilities, not including Capital.	Surplus as regards policy-holders.	Liabilities, including Capital.	Surplus over all Liabilities.	Income.	Expenditures.
<b>MAINE STOCK COMPANIES.</b>								
Merchants' Marine.....	\$150,000	\$314,678 61	\$94,985 19	\$219,693 42	\$244,985 19	\$69,693 42	\$76,033 38	\$68,703 25
Ocean.....	140,000	296,091 10	70,124 41	225,966 69	210,124 41	85,966 69	85,270 57	78,647 45
Union.....	100,000	232,591 86	74,422 65	158,169 21	174,422 65	58,169 21	99,387 79	84,707 98
Totals.....	\$390,000	\$843,361 57	\$239,532 25	\$603,829 32	\$629,532 25	\$213,829 32	\$260,691 74	\$232,058 68
<b>STOCK COS. OF OTHER STATES.</b>								
Ætna, Conn.....	\$3,000,000	\$6,783,867 15	\$2,011,997 27	\$4,771,869 88	\$5,011,997 27	\$1,771,869 88	\$3,260,395 58	\$3,455,658 40
Alliance, Mass.....	200,000	321,746 80	95,033 71	226,713 09	295,033 71	26,713 09	127,690 82	122,856 90
American Central, Mo.....	300,000	796,941 12	289,107 33	507,833 79	589,107 33	207,833 79	423,294 31	368,020 78
American Fire, Pa.....	400,000	1,293,661 26	473,427 31	820,233 95	873,427 31	420,233 95	394,868 33	360,294 21
Amity, N. Y.....	200,000	222,365 93	30,272 33	192,093 60	230,272 33	—7,906 40	86,590 07	93,341 26
Atlantic, N. Y.....	200,000	436,747 95	127,176 08	309,571 87	327,176 08	109,571 87	334,168 36	340,776 52
Atlantic F. and M., R. I.....	200,000	261,484 21	60,441 39	201,042 82	260,441 39	1,042 82	84,114 10	99,585 63
Boston Marine, Mass.....	500,000	1,171,608 10	534,091 85	637,516 25	1,034,091 85	137,516 25	770,883 72	922,569 59
Buffalo German, N. Y.....	200,000	702,074 26	120,277 76	581,796 50	320,277 76	381,796 50	232,885 81	201,960 13
Commerce, N. Y.....	200,000	407,220 91	54,724 17	352,496 74	254,724 17	152,496 74	106,919 42	100,810 81
Commerce Fire, N. Y.....	200,000	240,379 44	33,371 17	202,008 27	238,371 17	2,008 27	56,388 87	60,159 45
Commercial Fire, N. Y.....	200,000	525,135 85	150,531 76	374,604 09	350,531 76	174,604 09	324,770 47	328,550 42
Commonwealth, Mass.....	500,000	646,990 57	116,096 98	530,893 59	616,096 98	30,893 59	176,006 78	178,726 85
Connecticut Fire, Conn.....	1,000,000	1,388,313 33	239,881 63	1,148,431 70	1,239,881 63	148,431 70	433,376 22	359,310 55
Continental, N. Y.....	1,000,000	3,173,933 31	1,177,432 28	1,996,501 03	2,177,432 28	996,501 03	1,624,109 16	1,413,116 90
Delaware Mutual Safety, Pa....	360,000	2,259,214 00	498,314 23	1,760,899 77	858,314 23	1,400,899 77	785,086 01	940,335 31
Dwelling House, Mass.....	300,000	364,516 87	47,467 86	317,049 01	347,467 86	17,049 01	42,440 70	53,505 32
Elliot, Mass.....	200,000	394,654 75	62,420 22	332,234 53	262,420 22	132,234 53	100,080 65	102,586 64
Equitable F. and M., R. I.....	200,000	342,424 46	74,628 14	267,796 32	274,628 14	67,796 32	133,692 56	125,892 20

Exchange Fire, N. Y.....	200,010	383,901 00	71,113 59	312,787 41	371,123 59	112,777 41	142,599 99	143,931 44
Fairfield Fire, Conn.....	200,000	313,018 41	74,530 73	238,487 68	274,530 73	38,487 68	156,787 42	136,283 40
Fame, Pa.....	150,000	204,663 87	47,364 08	157,299 79	197,364 08	7,299 79	46,700 00	123,189 63
Faneuil Hall, Mass.....	400,000	516,517 25	151,492 77	365,024 40	551,492 77	—34,975 52	239,164 07	204,932 27
Fire Association, Pa.....	500,000	3,178,385 55	2,331,830 77	846,554 78	2,831,830 77	346,554 78	1,383,111 21	1,205,280 84
Fireman's Fund, Cal.....	300,000	732,861 06	309,467 29	423,393 77	609,467 29	123,393 77	552,711 96	518,552 94
Firemen's Fire, Mass.....	300,000	684,817 04	117,062 20	567,754 84	417,062 20	267,754 84	156,433 96	134,486 30
First National Fire, Mass.....	200,000	310,911 31	80,404 17	230,507 14	280,404 17	30,507 14	132,765 78	114,013 95
Franklin Fire, Pa.....	400,000	3,363,445 74	2,112,006 39	1,251,439 35	2,512,006 39	851,439 35	913,758 67	887,513 46
German American, N. Y.....	1,000,000	2,324,709 06	637,758 09	1,686,950 97	1,637,758 09	686,950 97	1,048,668 01	873,981 37
Germania Fire, N. Y.....	500,000	1,631,820 79	478,782 17	1,153,038 62	978,782 17	653,038 62	771,667 86	791,554 81
Girard F. and M., Pa.....	300,000	1,033,673 82	347,773 32	745,906 50	647,773 32	445,906 50	378,401 49	365,988 35
Gloucester Fire, Mass.....	100,000	193,394 74	67,977 28	125,417 46	167,977 28	25,417 46	74,501 93	74,870 13
Hanover Fire, N. Y.....	500,000	1,621,698 48	568,300 41	1,053,398 07	1,068,300 41	553,398 07	801,194 35	737,646 05
Hartford Fire, Conn.....	1,250,000	3,292,913 49	1,096,880 93	2,196,032 56	2,346,880 93	946,032 56	1,794,021 2	1,721,223 13
Hoffman Fire, N. Y.....	200,000	377,345 27	79,089 26	298,256 01	279,089 26	98,256 01	151,171 16	161,361 94
Home, N. J.....	200,000	281,608 07	79,456 15	202,151 92	279,456 15	2,151 92	141,920 64	141,096 24
Home, N. Y.....	3,000,000	6,109,526 75	2,092,823 73	4,016,703 02	5,092,823 73	1,016,703 02	3,076,252 42	2,884,401 80
Howard, N. Y.....	500,000	747,753 60	115,452 20	632,301 40	615,452 20	132,301 40	214,308 16	230,375 51
Hudson, N. J.....	200,000	284,300 96	77,478 49	206,822 47	277,478 49	6,822 47	100,879 59	113,252 19
Humboldt, N. J.....	200,000	260,334 61	60,125 54	200,209 07	260,125 54	209 07	99,540 98	133,931 30
Ins. Co. of No. America, Pa...	2,000,000	6,411,928 58	2,035,104 39	4,376,824 19	4,035,104 39	2,376,824 19	3,399,479 32	3,437,435 51
Ins. Co. of the State of Pa., Pa.	200,000	608,507 26	211,344 25	397,163 01	411,344 25	197,163 01	216,010 67	216,640 95
Manhattan Fire, N. Y.....	250,000	793,238 97	335,234 69	458,004 28	585,234 69	208,004 28	171,321 19	738,538 42
Manufacturers', N. Y.....	200,000	300,116 51	83,460 45	216,656 06	283,460 45	16,656 06	57,554 40	161,893 87
Manufacturers' F. and M., Mass.	500,000	1,159,030 08	404,845 02	754,185 06	904,845 02	254,185 06	431,333 97	483,491 23
Merchants', N. J.....	400,000	1,045,291 39	289,392 05	755,899 34	689,392 05	355,899 34	451,712 84	397,238 55
Merchants', R. I.....	200,000	366,308 19	115,435 10	250,873 09	315,435 10	50,873 09	183,070 25	193,065 77
Meriden Fire, Conn.....	200,000	319,517 86	109,277 42	210,240 44	309,277 42	10,240 44	201,189 35	200,089 52
National Fire, Conn.....	500,000	1,040,722 97	192,416 20	848,306 77	692,416 20	348,306 77	323,111 68	318,036 22
National Fire, N. Y.....	260,000	392,176 22	88,656 99	303,519 23	288,656 99	103,519 23	175,961 59	193,248 58
Neptune F. and M., Mass.....	300,000	606,002 66	155,627 73	450,374 93	455,627 73	150,374 93	206,415 25	197,313 75
Newark City, N. J.....	200,000	307,728 70	79,169 56	228,559 14	279,169 56	28,559 14	142,644 36	162,429 61
New Hampshire Fire, N. H....	250,000	482,971 65	119,493 51	363,478 14	369,493 51	113,478 14	203,913 61	165,250 85

STATISTICAL TABLES.

TABLE I.—CONCLUDED.

NAME OF COMPANY.	Paid up Capital.	Gross Assets.	Liabilities, not including Capital.	Surplus as regards policy-holders.	Liabilities, including Capital.	Surplus over all Liabilities.	Income.	Expenditures.
Niagara Fire, N. Y.....	\$500,000	\$1,368,579 00	\$418,249 00	\$950,330 00	\$918,249 00	\$450,330 00	\$615,705 00	\$630,060 00
Northwestern National, Wis....	600,000	853,395 35	172,083 69	681,311 66	772,083 69	81,311 66	332,805 04	319,608 80
Orient, Conn.....	500,000	778,279 01	154,226 34	624,052 67	634,226 34	124,052 67	389,941 08	273,196 70
Pennsylvania Fire, Pa.....	400,000	1,724,481 36	779,325 44	945,155 92	1,179,325 44	545,155 92	625,452 88	506,367 16
People's, N. J.....	300,000	518,393 29	165,816 62	352,576 67	465,816 62	52,576 67	332,995 48	290,217 75
People's Fire, N. J.....	300,000	609,368 54	155,687 27	453,681 27	455,687 27	153,681 27	218,671 70	202,382 11
Phenix, N. Y.....	1,000,000	2,759,001 45	969,389 79	1,789,611 66	1,969,389 79	789,611 66	1,771,723 67	1,730,219 71
Phoenix, Conn.....	1,000,000	2,486,194 66	912,590 08	1,573,604 58	1,912,590 08	573,604 58	1,441,831 12	1,277,716 92
Prescott, Mass.....	200,000	397,571 75	107,527 77	290,043 98	307,527 77	90,043 98	163,401 24	140,318 06
Providence Washington, R. I.	400,000	609,340 67	189,017 40	420,323 27	589,017 40	20,323 27	351,900 04	344,850 76
Resolute Fire, N. Y.....	200,000	189,797 19	7,946 54	181,850 65	207,946 54	—18,149 35	47,892 19	91,266 46
Revere Fire, Mass.....	200,000	274,243 50	64,857 64	209,385 86	264,857 64	9,385 86	102,919 65	95,644 79
Rochester German, N. Y.....	200,000	369,103 05	99,902 00	269,201 05	299,902 00	69,201 05	191,378 58	182,163 52
Roger Williams, R. I.....	200,000	385,059 76	172,471 54	212,588 22	372,471 54	12,588 22	294,558 50	316,878 15
Security, Conn.....	200,000	386,030 41	158,398 38	227,632 03	358,398 38	27,632 03	320,587 46	300,661 11
Shawmut, Mass.....	500,000	639,964 49	137,922 73	502,041 76	637,922 73	2,041 76	290,806 48	188,699 65
Shoe and Leather, Mass.....	300,000	673,751 12	211,351 87	462,399 25	511,351 87	162,399 25	273,889 29	200,636 29
Springfield F. and M., Mass....	750,000	1,636,029 71	596,389 75	1,039,639 96	1,346,389 75	289,639 96	824,554 93	670,783 41
Standard Fire, N. J.....	200,000	306,625 07	98,232 93	208,392 14	298,232 93	8,392 14	169,856 94	170,525 12
St. Paul F. and M., Minn.....	400,000	858,056 42	305,880 34	552,176 08	705,880 34	152,176 08	644,170 06	722,923 79
Trade, N. J.....	200,000	284,342 75	68,759 22	215,583 53	268,759 22	15,583 53	110,965 16	139,704 18
Traders', Ill.....	500,000	809,321 43	174,079 38	635,242 05	674,079 38	135,242 05	379,046 31	344,449 26
Traders' and Mechanics', Mass.	100,000	165,882 25	29,377 33	136,504 92	129,377 33	36,504 92	38,975 75	37,063 44
Washington F. and M., Mass..	400,000	806,140 03	206,766 00	599,374 03	606,766 00	199,374 03	258,314 84	294,847 19
Westchester Fire, N. Y.....	300,000	903,141 97	382,139 08	521,002 89	682,139 08	221,002 89	648,296 37	586,139 48
Williamsburgh City Fire, N. Y.	250,000	873,836 24	214,422 50	659,413 74	464,422 50	409,413 74	390,887 23	344,852 77
Totals.....	\$35,460,010	\$85,140,352 65	\$28,371,141 02	\$56,769,211 63	\$63,831,151 02	\$21,309,201 63	\$39,919,608 29	\$38,622,774 33



<b>MUTUAL COS. OF OTHER STATES.</b>								
Holyoke Mutual Fire, Mass....	-	\$445,877 72	\$153,880 32	\$291,997 40	\$153,880 32	\$291,997 40	\$124,997 87	\$95,422 06
Lycoming Fire, Pa.....	-	458,222 60	380,155 79	78,066 81	380,155 79	78,066 81	712,485 49	664,314 58
Mechanics' Mutual, Mass.....	-	253,703 76	51,120 50	202,583 26	51,120 50	202,583 26	50,384 12	27,981 06
Millville Mutual M. and F., N. J	-	216,156 09	123,338 10	92,817 99	123,338 10	92,817 99	201,472 67	208,953 30
Newark Fire, N. J.....	-	671,762 83	60,469 78	356,689 05	*315,073 78	356,689 05	119,098 00	74,792 06
Quincy Mutual Fire, Mass.....	-	362,116 58	198,745 93	163,370 65	198,745 93	163,370 65	116,166 45	90,659 57
<b>Totals .....</b>	<b>-</b>	<b>\$2,407,839 58</b>	<b>\$967,710 42</b>	<b>\$1,185,525 16</b>	<b>\$1,222,314 42</b>	<b>\$1,185,525 16</b>	<b>\$1,324,604 60</b>	<b>\$1,162,122 63</b>
<b>+COS. OF FOREIGN COUNTRIES.</b>								
British America, Canada .....	\$513,033	\$1,097,313 00	\$457,155 43	\$640,157 57	\$970,188 43	\$127,124 57	\$753,075 57	\$694,789 05
Commercial Union, Eng.....	-	1,159,534 56	566,238 07	593,296 49	566,238 07	593,296 49	931,074 25	756,981 62
Guardian Fire, Eng.....	-	818,146 04	99,767 97	718,378 07	99,767 97	718,378 07	172,791 50	91,756 60
Hamburg-Bremen, Hamburg...	-	715,910 41	202,320 47	513,589 94	202,320 47	513,589 94	379,635 11	266,588 88
Imperial Fire, Eng.....	-	855,823 72	260,572 39	595,251 33	260,572 39	595,251 33	363,751 46	291,779 12
Lancashire, Eng.....	-	743,727 02	318,147 14	425,579 88	318,147 14	425,579 88	486,448 80	434,330 73
L. and L. and Globe, Eng.....	-	3,959,901 00	2,191,769 49	1,768,131 51	2,191,769 49	1,768,131 51	2,713,059 32	1,603,916 79
London Assurance Corp., Eng..	-	950,656 15	256,795 38	693,860 77	256,795 38	693,860 77	414,366 32	336,482 07
N. British and Mercantile, G. B.	-	1,710,964 29	765,558 54	945,405 75	765,558 54	945,405 75	1,322,058 48	981,581 71
Northern Assurance, Eng.....	-	574,670 47	203,115 09	371,555 38	203,115 09	371,555 38	355,281 68	259,806 86
Queen, Eng.....	-	1,507,168 03	527,281 61	979,886 42	527,281 61	979,886 42	962,016 92	712,377 71
Royal, Eng.....	-	2,681,892 99	1,464,085 70	1,217,807 29	1,464,085 70	1,217,807 29	1,771,431 49	1,238,059 69
Royal Canadian, Canada.....	300,000	947,995 12	506,461 50	441,533 62	806,461 50	141,533 62	839,223 05	1,484,646 44
Scottish Commercial, Scotland..	-	693,224 20	368,577 44	324,646 76	368,577 44	324,646 76	543,064 15	454,070 92
Transatlantic Fire, Hamburg ..	-	255,122 98	26,153 59	228,969 39	26,153 59	228,969 39	43,354 55	24,585 05
Western Assurance, Canada....	412,000	1,188,377 35	482,324 98	706,052 37	894,324 98	294,052 37	830,861 35	786,319 27
<b>Totals .....</b>	<b>\$1,225,033</b>	<b>\$19,860,427 33</b>	<b>\$8,696,324 79</b>	<b>\$11,164,102 54</b>	<b>\$9,921,357 79</b>	<b>\$9,939,069 54</b>	<b>\$12,881,494 00</b>	<b>\$10,418,072 51</b>

### Recapitulation.

Main Stock Companies.....	\$390,000	\$843,361 57	\$239,532 25	\$603,829 32	\$629,532 25	\$213,829 32	\$260,691 74	\$232,058 68
Stock Companies of other States.	35,460,010	85,140,352 65	28,371,141 02	56,769,211 63	63,831,151 02	21,309,201 63	39,919,608 29	38,622,774 33
Mut. Companies of other States.	-	2,407,839 58	967,710 42	1,185,525 16	1,222,314 42	1,185,525 16	1,324,604 60	1,162,122 63
†Companies of Foreign Countries	1,225,033	19,860,427 33	8,696,324 79	11,164,102 54	9,921,357 79	9,939,069 54	12,881,494 00	10,418,072 51
<b>Aggregate .....</b>	<b>\$37,075,043</b>	<b>108,251,981 13</b>	<b>\$38,274,708 48</b>	<b>\$69,722,668 65</b>	<b>\$75,604,355 48</b>	<b>\$32,647,625 65</b>	<b>\$54,386,398 63</b>	<b>\$50,435,028 15</b>

—Impairment of Capital.

\* Including Scrip.

† U. S. Branches except Canadian Companies.

TABLE II.—Showing the nature of the Assets on the 31st day of December, 1877, of Fire, Fire-Marine and Marine Insurance Companies transacting business in this State.

NAME OF COMPANY.	Real Estate.	Loans on Bonds and Mortgages.	Stocks and Bonds owned.	Loans on Collaterals.	Cash in office and bank.	Premiums in course of collection.	All other Assets.	Total Assets.
<b>MAINE STOCK COMPANIES.</b>								
Merchants' Marine.....	-	\$129,300 00	\$50,735 00	\$20,700 00	\$19,075 47	\$16,422 09	\$78,446 05	\$314,678 61
Ocean.....	\$80,000 00	-	84,587 00	16,346 86	17,764 77	63,041 66	34,350 81	296,091 10
Union.....	-	85,300 00	41,010 00	10,450 00	14,186 05	15,539 16	66,106 65	232,591 86
Totals.....	\$80,000 00	\$214,600 00	\$176,332 00	\$47,496 86	\$51,026 29	\$95,002 91	\$178,903 51	\$843,361 57
<b>STOCK COS. OF OTHER STATES.</b>								
Ætna, Conn.....	\$365,000 00	\$94,060 00	\$5,211,640 69	\$5,000 00	\$605,246 82	\$486,021 15	\$16,898 49	\$6,783,867 15
Alliance, Mass.....	70,300 00	27,200 00	120,241 25	58,817 00	23,805 12	17,931 86	3,451 57	321,746 80
American Central, Mo.....	-	-	717,000 00	-	32,556 42	47,384 70	-	796,941 12
American Fire, Pa.....	150,100 00	422,439 50	486,806 00	69,078 98	85,082 12	22,747 52	57,407 14	1,293,661 26
Amity, N. Y.....	4,500 00	8,000 00	179,950 00	6,920 00	4,504 89	8,038 27	10,452 77	222,365 93
Atlantic, N. Y.....	-	94,500 00	221,562 50	53,600 00	45,889 39	20,301 01	895 05	436,747 95
Atlantic F. and M., R. I.....	145,780 26	-	101,636 00	-	155 82	10,194 25	3,717 88	261,484 21
Boston Marine, Mass.....	-	107,700 00	275,566 20	31,000 00	248,231 78	125,155 22	383,954 90	1,171,608 10
Buffalo German, N. Y.....	275,000 00	35,150 00	298,210 27	18,750 00	49,271 64	23,271 37	3,420 98	702,074 26
Commerce, N. Y.....	40,000 00	-	326,850 00	11,900 00	24,439 68	3,024 57	1,006 66	407,220 91
Commerce Fire, N. Y.....	-	36,000 00	200,686 25	-	1,010 03	2,503 16	180 00	240,379 44
Commercial Fire, N. Y.....	-	72,450 00	357,066 25	1,500 00	21,513 34	70,244 90	2,361 36	525,135 85
Commonwealth, Mass.....	-	173,000 00	357,754 13	59,175 00	23,682 81	28,200 38	5,178 25	646,990 57
Connecticut Fire, Conn.....	-	141,000 00	1,031,915 00	74,837 77	97,576 33	42,984 23	-	1,388,313 33
Continental, N. Y.....	699,800 00	633,000 00	1,072,692 50	402,460 00	183,411 04	147,237 22	35,331 95	3,173,933 31
Delaware Mutual Safety, Pa...	100,000 00	232,950 00	1,337,140 50	100,000 00	109,261 69	58,701 43	321,160 38	2,259,214 00
Dwelling House, Mass.....	-	148,000 00	135,540 00	60,000 00	13,417 19	234 77	7,324 91	364,516 87
Eliot, Mass.....	-	108,000 00	262,382 50	2,500 00	6,962 30	8,285 04	6,524 91	394,654 75
Equitable F. and M., R. I.....	120,000 00	15,000 00	174,100 00	3,705 00	13,950 27	13,675 44	1,993 75	342,424 46

Exchange Fire, N. Y.....	-	135,450 00	164,325 00	46,125 00	17,599 46	15,059 13	5,342 41	383,901 00
Fairfield Fire, Conn.....	60,389 62	113,225 00	75,728 75	14,676 63	20,653 45	17,253 88	11,091 08	313,018 41
Fame, Pa.....	10,000 00	126,500 00	35,400 00	11,300 00	6,714 48	10,544 79	4,204 60	204,663 87
Faneuil Hall, Mass.....	20,160 00	142,950 00	285,433 21	1,000 00	10,076 50	43,142 17	13,455 37	516,517 25
Fire Association, Pa.....	66,920 70	1,321,711 77	1,501,279 85	-	125,049 33	136,720 07	26,703 83	3,178,385 55
III Fireman's Fund, Cal.....	225,000 00	152,364 00	169,685 00	58,450 00	55,612 63	45,258 45	26,490 98	732,861 06
Firemen's Fire, Mass.....	-	181,500 00	444,247 50	32,000 00	7,973 59	10,210 53	8,885 42	684,817 04
First National Fire, Mass.....	-	166,925 00	66,404 88	33,344 25	29,050 59	11,526 61	3,659 98	310,911 31
Franklin Fire, Pa.....	171,250 00	2,419,089 15	436,205 00	34,175 00	210,250 81	46,443 31	46,032 47	3,313,445 74
German American, N. Y.....	-	-	1,798,200 00	286,200 00	170,489 85	69,819 21	-	2,324,709 06
Germania Fire, N. Y.....	60,838 55	560,500 00	741,650 00	76,100 00	85,529 62	74,506 50	32,696 12	1,631,820 79
Girard F. and M., Pa.....	275,000 00	390,866 65	313,311 00	3,950 00	65,780 20	30,853 86	13,912 11	1,093,673 82
Gloucester Fire, Mass.....	-	48,600 00	104,495 00	8,000 00	11,469 78	8,716 30	12,113 66	193,394 74
Hanover Fire, N. Y.....	2,725 95	240,750 00	1,156,098 75	40,750 00	91,454 77	85,377 57	4,541 44	1,621,698 48
Hartford Fire, Conn.....	363,175 60	916,316 57	1,451,682 97	50,000 00	192,159 12	254,170 92	65,408 31	3,292,913 49
Hoffman Fire, N. Y.....	-	171,493 00	172,737 50	4,050 00	14,413 43	10,115 95	4,535 39	377,345 27
Home, N. J.....	58,822 91	104,725 00	83,957 00	2,100 00	11,470 66	16,898 93	3,633 57	281,608 07
Home, N. Y.....	12,500 00	2,016,903 00	3,395,893 00	314,215 47	161,727 50	143,075 33	65,212 39	6,109,526 75
Howard, N. Y.....	115,000 00	41,950 00	549,821 00	2,250 00	16,036 00	16,753 43	5,943 17	747,753 60
Hudson, N. J.....	15,336 68	59,500 00	95,423 75	56,056 38	15,002 99	11,927 62	31,033 54	284,300 96
Humboldt, N. J.....	46,913 04	173,317 00	-	300 00	14,532 63	15,854 41	9,417 53	260,334 61
Ins. Co. of No. America, Pa....	100,000 00	1,609,210 00	3,376,697 00	87,942 81	567,417 99	333,698 90	336,961 88	6,411,928 58
Ins. Co. of the State of Pa., Pa.	16,495 60	160,850 00	218,445 00	70,000 00	97,875 22	24,406 19	20,435 25	608,507 26
Manhattan Fire, N. Y.....	11,515 45	190,723 55	367,625 00	24,925 00	95,795 83	76,747 94	25,906 20	793,238 97
Manufacturers', N. J.....	33,216 65	166,800 00	15,680 00	32,678 70	25,765 57	19,674 48	6,301 11	300,116 51
Manufacturers' F. and M., Mass.	80,000 00	82,400 00	319,200 00	255,237 00	311,075 14	22,739 92	88,378 02	1,159,030 08
Merchants', N. J.....	110,820 05	391,355 00	387,601 25	53,825 00	46,694 16	33,416 82	21,579 11	1,045,291 39
Merchants', R. I.....	-	40,323 54	249,990 00	-	55,563 65	16,413 68	4,017 32	366,308 19
Meriden Fire, Conn.....	-	1,800 00	213,358 75	42,900 00	32,559 33	26,964 38	1,935 40	319,517 86
National Fire, Conn.....	10,775 01	412,500 00	519,695 00	600 00	72,396 54	-	24,756 42	1,040,722 97
National Fire, N. Y.....	4,000 00	221,450 00	111,756 25	-	38,972 32	11,268 07	4,729 58	392,176 22
Neptune F. and M., Mass.....	-	10,000 00	424,472 50	29,000 00	18,810 41	6,779 67	116,940 08	606,002 66
Newark City, N. J.....	84,500 00	113,700 00	55,101 25	-	40,447 71	8,557 52	5,422 22	307,728 70
New Hampshire Fire, N. H....	-	58,696 29	365,025 00	19,200 00	27,033 96	7,173 69	5,842 71	482,971 65

TABLE II.—CONCLUDED.

NAME OF COMPANY.	Real Estate.	Loans on Bonds and Mortgages.	Stocks and Bonds owned.	Loans on Collaterals.	Cash in office and bank.	Premiums in course of collection.	All other Assets.	Total Assets.
Niagara Fire, N. Y.....	\$22,500 00	\$114,950 00	\$930,495 00	\$175,900 00	\$26,010 00	\$84,632 00	\$14,092 00	\$1,368,579 00
Northwestern National, Wis...	-	151,000 00	586,625 00	-	86,183 40	23,618 01	5,968 94	833,395 35
Orient, Conn.....	26,767 31	144,800 00	515,851 50	28,980 00	19,120 64	28,585 32	14,174 24	778,279 01
Pennsylvania Fire, Pa.....	96,700 00	417,007 00	1,086,619 59	1,000 00	34,679 44	73,110 94	15,364 39	1,724,481 36
People's, N. J.....	151,545 65	139,208 00	116,525 00	40,024 69	44,743 55	17,337 24	9,009 16	518,393 29
People's Fire, N. J.....	-	278,950 00	256,033 00	12,775 00	23,905 94	29,619 98	8,084 62	609,368 54
Phenix, N. Y.....	280,000 00	250,125 00	1,540,968 61	87,962 22	428,019 35	82,706 15	89,220 12	2,759,001 45
Phoenix, Conn.....	135,000 00	53,000 00	1,644,612 48	173,523 00	320,132 45	155,450 81	4,475 92	2,486,194 66
Prescott, Mass.....	-	80,000 00	272,527 50	6,000 00	21,314 12	13,872 06	3,858 07	397,571 75
Providence Washington, R. I.....	-	-	490,550 00	-	57,547 74	21,813 28	39,429 65	609,340 67
Resolute Fire, N. Y.....	-	12,000 00	165,838 12	-	3,451 18	6,809 37	1,698 52	189,797 19
Revere Fire, Mass.....	-	67,000 00	171,862 50	3,050 00	13,948 94	15,954 01	2,428 05	274,243 50
Rochester German, N. Y.....	1,961 14	142,920 00	127,062 50	-	81,315 74	10,216 17	5,627 50	369,103 05
Roger Williams, R. I.....	-	75,000 00	191,285 00	-	26,682 16	56,624 52	35,468 08	385,059 76
Security, Conn.....	-	14,900 00	285,294 00	6,000 00	36,609 93	23,266 54	19,959 94	386,030 41
Shawmut, Mass.....	-	50,500 00	511,566 00	-	11,673 88	33,189 21	33,035 40	639,964 49
Shoe and Leather, Mass.....	-	45,000 00	490,006 24	-	39,636 48	19,525 58	79,782 82	673,751 12
Springfield F. and M., Mass....	134,900 00	394,599 55	851,900 00	23,170 71	105,392 77	95,095 74	30,970 94	1,636,029 71
Standard Fire, N. J.....	200 00	171,104 00	60,120 00	13,840 71	20,462 80	30,932 83	9,964 73	306,625 07
St. Paul F. and M., Minn.....	110,814 45	117,981 33	171,231 03	293,603 88	54,639 47	68,315 25	41,471 01	858,056 42
Trade, N. J.....	-	105,883 33	95,690 00	34,098 00	8,856 86	17,669 15	22,145 41	284,342 75
Traders', Ill.....	11,432 24	-	678,912 50	3,823 66	63,493 12	36,033 70	15,626 21	809,321 43
Traders' and Mechanics', Mass..	4,500 00	59,250 00	72,250 00	21,500 00	6,352 04	896 98	1,133 23	165,882 25
Washington F. and M., Mass....	-	89,000 00	517,464 00	77,146 78	11,734 03	8,945 03	101,850 19	806,140 03
Westchester Fire, N. Y.....	28,000 00	177,350 00	539,681 25	23,100 00	37,938 12	87,058 95	10,013 65	903,141 97
Williamsburgh City Fire, N. Y.	78,201 07	246,920 00	395,395 00	70,540 00	33,254 54	36,140 92	13,384 71	873,836 24
Totals.....	\$5,008,357 93	\$18,691,342 23	\$45,302,032 02	\$3,746,633 64	\$5,970,523 25	\$3,875,626 46	\$2,545,837 12	\$85,140,352 65

<b>MUTUAL COS. OF OTHER STATES.</b>								
Holyoke Mutual Fire, Mass....	\$50,000 00	\$6,500 00	\$366,440 00	\$10,000 00	\$5,030 80	\$2,791 89	\$5,115 03	\$445,877 72
Lycoming Fire, Pa.....	50,000 00	7,837 00	16,700 00	-	77,643 95	115,970 29	190,071 36	458,222 60
Mechanics' Mutual, Mass.....	8,400 00	116,821 00	106,531 75	-	12,714 44	6,359 11	2,877 46	253,703 76
Millville Mut. M. and F., N. J.	16,000 00	4,000 00	42,153 00	5,806 00	17,759 88	28,869 32	101,567 89	216,156 09
Newark Fire, N. J.....	57,000 00	434,395 00	115,272 25	-	40,441 78	11,674 37	12,979 43	671,762 83
Quincy Mutual Fire, Mass.....	7,000 00	60,090 00	207,392 25	28,000 00	36,526 92	14,263 95	8,843 46	362,116 58
<b>Totals .....</b>	<b>\$188,400 00</b>	<b>\$629,643 00</b>	<b>\$854,489 25</b>	<b>\$43,806 00</b>	<b>\$190,117 77</b>	<b>\$179,928 93</b>	<b>\$321,454 63</b>	<b>\$2,407,839 58</b>
<b>* Cos. of FOREIGN COUNTRIES.</b>								
British America, Canada.....	\$113,446 73	\$34,744 47	\$777,514 12	-	\$85,120 86	\$41,537 73	\$44,949 09	\$1,097,313 00
Commercial Union, Eng.....	-	-	963,781 25	\$19,738 04	75,357 94	99,296 79	1,360 54	1,159,534 56
Guardian Fire, Eng.....	-	-	741,875 00	-	55,739 96	20,531 08	-	818,146 04
Hamburg-Bremen, Hamburg...	-	-	610,226 25	-	72,210 96	33,473 20	-	715,910 41
Imperial Fire, Eng.....	-	-	828,349 50	-	20,046 28	7,427 94	-	855,823 72
Lancashire, Eng.....	-	-	710,218 75	-	14,601 35	18,906 92	-	743,727 02
L. and L. and Globe, Eng....	555,000 00	924,719 33	1,725,587 50	2,673 65	364,460 60	278,819 59	108,640 33	3,959,901 00
London Assurance Corp., Eng..	-	7,044 51	854,906 25	-	75,282 78	13,422 61	-	950,656 15
No. British and Mercantile, G. B.	-	-	1,540,403 00	-	117,093 99	51,785 30	1,682 00	1,710,944 20
Northern Assurance, Eng.....	-	-	547,196 25	-	20,046 29	7,427 93	-	574,000 47
Queen, Eng.....	214,517 00	-	1,120,525 00	-	151,543 09	20,582 94	-	1,507,108 03
Royal, Eng.....	-	-	2,180,338 75	-	278,001 20	161,915 87	61,637 17	2,681,892 99
Royal Canadian, Canada.....	-	45,500 00	672,263 33	2,579 63	32,186 03	91,783 23	103,682 90	947,995 12
Scottish Commercial, Scotland..	-	-	541,625 00	-	55,839 78	87,493 16	8,266 26	693,224 20
Transatlantic, Hamburg.....	-	-	231,550 00	-	17,139 92	6,283 06	150 00	255,122 98
Western Assurance, Canada....	23,433 02	48,635 29	877,564 82	-	86,792 03	109,742 82	42,209 37	1,188,377 35
<b>Totals .....</b>	<b>\$906,396 75</b>	<b>\$1,060,643 60</b>	<b>\$14,923,924 77</b>	<b>\$24,991 32</b>	<b>\$1,521,463 06</b>	<b>\$1,050,430 17</b>	<b>\$372,577 66</b>	<b>\$19,860,427 33</b>

**Recapitulation.**

Maine Stock Companies.....	\$80,000 00	\$214,600 00	\$176,332 00	\$47,496 86	\$51,026 29	\$95,002 91	\$178,903 51	\$843,361 57
Stock Companies of other States.	5,008,357 93	18,691,342 23	45,302,032 02	3,746,633 64	5,970,323 25	3,875,626 46	2,545,837 12	85,140,352 65
Mut. Companies of other States.	188,400 00	629,643 00	854,489 25	43,806 00	190,117 77	179,928 93	321,454 63	2,407,839 58
*Companies of Foreign Countries	906,396 75	1,060,643 60	14,923,924 77	24,991 32	1,521,463 06	1,050,430 17	372,577 66	19,860,427 33
<b>Aggregate .....</b>	<b>\$6,183,154 68</b>	<b>\$20,596,228 83</b>	<b>\$61,256,778 04</b>	<b>\$3,862,927 82</b>	<b>\$7,733,130 37</b>	<b>\$5,200,988 47</b>	<b>\$3,418,772 92</b>	<b>108,251,981 13</b>

\* U. S. Branches except Canadian Companies.

**TABLE III.**— *Showing the nature of the Liabilities on the 31st day of December, 1877, of Fire, Fire-Marine and Marine Insurance Companies transacting business in this State.*

NAME OF COMPANY.	LOSSES UNPAID.			REINSURANCE FUND.		Other Liabilities.	Total Liabilities, except Capital.	Total Liabilities, including Capital.
	Adjusted.	Unadjusted.	Resisted.	Fire.	Marine and Inland.			
<b>MAINE STOCK COMPANIES.</b>								
Merchants' Marine.....	-	\$40,000 00	-	-	\$52,535 19	\$2,450 00	\$94,985 19	\$244,985 19
Ocean.....	\$13,500 00	-	-	-	55,990 41	634 00	70,124 41	210,124 41
Union.....	-	13,084 00	\$1,500 00	-	59,838 65	-	74,422 65	174,422 65
Totals.....	\$13,500 00	\$53,084 00	\$1,500 00	-	\$168,364 25	\$3,084 00	\$239,532 25	\$629,532 25
<b>STOCK COS. OF OTHER STATES.</b>								
Ætna, Conn.....	\$29,174 48	\$156,958 66	\$28,861 67	\$1,729,529 08	-	\$67,473 38	\$2,011,997 27	\$5,011,997 27
Alliance, Mass.....	6,659 15	8,500 00	629 00	75,522 25	-	3,723 31	95,033 71	295,033 71
American Central, Mo.....	5,655 84	20,655 00	41,500 00	213,590 87	-	7,705 62	289,107 33	589,107 33
American Fire, Pa.....	5,893 43	7,687 57	5,500 00	175,128 72	-	279,217 59	473,427 31	873,427 31
Amity, N. Y.....	1,003 19	700 00	1,800 00	24,748 89	\$1,107 00	913 25	30,272 33	230,272 33
Atlantic, N. Y.....	11,511 62	5,777 07	10,250 70	96,634 59	-	3,002 10	127,176 08	327,176 08
Atlantic F. and M., R. I.....	1,449 13	7,590 00	-	36,297 28	486 25	14,618 73	60,441 39	260,441 39
Boston Marine, Mass.....	-	142,706 82	-	-	391,385 03	-	534,091 85	1,034,091 85
Buffalo German, N. Y.....	1,663 05	6,650 00	2,405 00	106,148 11	-	3,411 60	120,277 76	320,277 76
Commerce, N. Y.....	-	6,950 00	-	47,774 17	-	-	54,724 17	254,724 17
Commerce Fire, N. Y.....	2,975 00	1,525 00	-	21,317 81	-	12,553 36	38,371 17	238,371 17
Commercial Fire, N. Y.....	11,503 35	8,020 00	400 00	118,894 60	-	11,713 81	150,531 76	350,531 76
Commonwealth, Mass.....	2,643 17	4,875 00	-	105,520 93	-	3,057 88	116,096 98	616,096 98
Connecticut Fire, Conn.....	3,400 00	12,875 00	6,650 00	216,956 63	-	-	233,881 63	1,239,881 63
Continental, N. Y.....	55,276 18	63,953 89	19,141 92	983,069 21	-	55,991 08	1,177,432 28	2,177,432 28
Delaware Mutual Safety, Pa...	33,198 87	33,161 00	-	83,308 03	255,286 73	91,359 60	498,314 23	858,314 23
Dwelling House, Mass.....	-	-	-	47,296 86	-	171 00	47,467 86	347,467 86
Eliot, Mass.....	-	6,186 00	-	53,447 47	-	2,786 75	62,420 22	262,420 22
Equitable F. and M., R. I.....	-	7,868 00	1,300 00	60,518 06	1,391 88	3,550 20	74,628 14	274,628 14

Exchange Fire, N. Y.....	7,500 00	10,700 00	1,500 00	47,087 31	-	4,326 28	71,113 59	371,123 59
Fairfield Fire, Conn.....	1,104 50	3,735 00	1,437 50	64,054 70	-	4,199 03	74,530 73	274,530 73
Fame, Pa.....	-	6,500 00	-	17,255 08	-	23,609 00	47,364 08	197,364 08
Faneuil Hall, Mass.....	10,345 35	2,141 50	4,300 00	128,900 92	-	5,805 00	151,492 77	551,492 77
Fire Association, Pa.....	15,971 41	60,061 50	14,100 00	542,254 87	-	1,699,442 99	2,331,830 77	2,831,830 77
Fireman's Fund, Cal.....	2,301 95	28,251 94	4,000 00	203,012 18	48,491 87	3,409 35	309,467 29	609,467 29
Firemen's Fire, Mass.....	2,139 28	3,063 70	2,500 00	127,681 28	-	1,677 94	117,062 20	417,062 20
First National Fire, Mass.....	915 00	8,680 67	2,800 00	66,279 51	-	1,728 99	80,404 17	280,404 17
Franklin Fire, Pa.....	54,869 88	27,212 31	-	571,350 89	-	1,458,573 31	2,112,006 39	2,512,006 39
German American, N. Y.....	25,232 82	63,229 82	10,766 13	524,767 34	-	13,761 98	637,758 09	1,637,758 09
Germania Fire, N. Y.....	11,512 66	19,178 66	38,008 11	410,082 74	-	-	478,782 17	978,782 17
Girard F. and M., Pa.....	-	21,410 04	-	248,461 27	-	77,902 01	347,773 32	647,773 32
Gloucester Fire, Mass.....	8,160 08	10,379 93	-	35,575 42	13,212 86	648 99	67,977 28	167,977 28
Hanover Fire, N. Y.....	30,411 57	18,058 66	37,208 11	473,092 58	-	9,529 49	568,300 41	1,068,300 41
Hartford Fire, Conn.....	-	131,263 81	41,900 00	894,374 12	-	29,343 00	1,096,880 93	2,346,880 93
Hoffman Fire, N. Y.....	2,749 68	5,030 50	-	70,672 90	-	636 18	79,089 26	279,089 26
Home, N. J.....	11,688 06	645 00	-	32,433 39	13,002 97	21,686 73	79,456 15	279,456 15
Home, N. Y.....	35,596 79	174,733 56	44,066 07	1,836,432 31	-	1,995 00	2,092,823 73	5,092,823 73
Howard, N. Y.....	-	10,645 58	5,000 00	99,800 99	-	5 63	115,452 20	615,452 20
Hudson, N. J.....	5,188 24	2,000 00	2,500 00	66,634 25	-	1,156 00	77,478 49	277,478 49
Humboldt, N. J.....	8,749 00	1,220 00	4,725 00	37,931 54	-	7,500 00	60,125 54	260,125 54
Ins. Co. of No. America, Pa....	10,425 00	263,562 00	26,013 00	984,965 78	399,926 24	350,212 37	2,035,104 39	4,035,104 39
Ins. Co. of the State of Pa., Pa.	-	27,216 00	-	72,755 22	28,537 23	82,855 80	211,344 25	411,344 25
Manhattan Fire, N. Y.....	15,156 92	28,595 00	12,500 00	266,812 32	2,463 25	9,707 20	335,234 69	583,234 69
Manufacturers', N. J.....	4,068 43	5,225 00	1,500 00	71,967 02	-	700 00	83,460 45	283,460 45
Manufacturers' F. and M., Mass.	-	57,000 00	-	163,732 80	178,822 22	5,290 00	404,845 02	904,845 02
Merchants', N. J.....	4,853 58	12,568 37	6,206 78	236,337 69	1,852 93	27,572 70	289,392 05	689,392 05
Merchants', R. I.....	8,152 00	7,214 00	5,310 00	89,446 77	-	5,312 33	115,435 10	315,435 10
Meriden Fire, Conn.....	10,575 65	10,809 26	-	85,537 51	-	2,353 00	109,277 42	309,277 42
National Fire, Conn.....	8,912 26	12,982 78	3,000 00	167,521 16	-	-	192,416 20	692,416 20
National Fire, N. Y.....	-	8,000 00	-	80,656 99	-	-	88,656 99	288,656 99
Neptune F. and M., Mass.....	-	37,000 00	2,500 00	44,491 24	71,086,49	550 00	155,627 73	455,627 73
Newark City, N. J.....	10,772 73	2,352 00	625 00	60,679 88	-	4,939 95	79,169 56	279,169 56
New Hampshire Fire, N. H.....	15,727 00	4,100 00	800 00	98,866 51	-	-	119,493 51	369,493 51
Niagara Fire, N. Y.....	-	55,804 00	11,045 00	340,435 00	-	10,965 00	418,249 00	918,249 00

TABLE III.—CONCLUDED.

NAME OF COMPANY.	LOSSES UNPAID.			REINSURANCE FUND.		Other Liabilities.	Total Liabilities, except Capital.	Total Liabilities, including Capital.
	Adjusted.	Unadjusted.	Resisted.	Fire.	Marine and Inland.			
Northwestern National, Wis....	\$1,023 79	\$14,021 46	\$2,000 00	\$146,917 59	\$3,400 00	\$4,720 85	\$172,083 69	\$772,083 69
Orient, Conn .....	-	9,288 98	-	144,937 36	-	-	154,226 34	654,226 34
Pennsylvania Fire, Pa.....	38,000 00	-	-	322,021 29	-	419,304 15	779,325 44	1,179,325 44
People's, N. J.....	24,378 24	3,950 00	2,500 00	133,938 38	-	1,050 00	165,816 62	465,816 62
People's Fire, N. J.....	17,350 05	6,033 33	2,713 05	120,689 41	-	8,901 43	155,687 27	455,687 27
Phenix, N. Y .....	5,534 64	154,774 97	9,168 50	729,008 11	60,900 50	10,003 07	969,389 79	1,969,389 79
Phoenix, Conn .....	-	94,256 46	20,500 00	797,833 62	-	-	912,590 08	1,912,590 08
Prescott, Mass.....	3,135 94	5,500 00	1,000 00	95,811 55	-	2,080 28	107,527 77	307,527 77
Providence Washington, R. I..	1,266 02	43,636 60	1,050 00	92,822 39	48,189 59	2,052 80	189,017 40	589,017 40
Resolute Fire, N. Y.....	-	6,213 70	-	-	-	1,732 84	7,946 54	207,946 54
Revere Fire, Mass.....	264 98	-	1,500 00	59,512 06	-	3,580 60	64,857 64	264,857 64
Rochester German, N. Y.....	648 00	2,250 00	-	97,004 00	-	-	99,902 00	299,902 00
Roger Williams, R. I .....	22,473 68	23,964 27	-	101,260 66	17,873 13	6,899 80	172,471 54	372,471 54
Security, Conn. ....	3,336 97	21,476 15	5,500 00	100,296 40	24,225,40	3,563 46	158,398 38	358,398 38
Shawmut, Mass.....	8,317 22	4,219 00	-	120,564 63	-	4,821 88	137,922 73	637,922 73
Shoe and Leather, Mass.....	-	32,474 08	3,100 00	98,670 07	76,063 91	1,043 81	211,351 87	511,351 87
Springfield F. and M., Mass...	22,215 45	39,739 88	6,382 98	513,787 09	-	14,264 35	596,389 75	1,346,389 75
Standard Fire, N. J.....	14,513 19	-	-	78,398 89	-	5,320 85	98,232 93	298,232 93
St. Paul F. and M., Minn.....	3,566 26	9,164 24	4,250 00	276,922 66	3,983 00	7,994 18	305,880 34	705,880 34
Trade, N. J.....	2,134 68	2,728 00	3,000 00	43,734 10	13,891 14	3,271 30	68,759 22	268,759 22
Traders', Ill.....	1,419 93	8,297 22	-	157,155 49	-	7,206 74	174,079 38	674,079 38
Traders' and Mechanics', Mass..	-	2,500 00	-	26,877 33	-	-	29,377 33	129,377 33
Washington F. and M., Mass...	-	43,050 00	-	56,781 32	90,473 02	16,461 66	206,766 00	606,766 00
Westchester Fire, N. Y.....	9,742 11	7,722 45	11,800 00	343,749 76	-	9,124 76	382,139 08	682,139 08
Williamsburgh City Fire, N. Y.	3,382 77	3,807 38	7,350 00	191,844 56	-	8,037 79	214,422 50	464,422 50
Totals .....	\$677,592 22	\$2,182,277 77	\$484,563 52	\$18,310,573 76	\$1,746,052 64	\$4,970,081 11	\$28,371,141 02	\$63,831,151 02



<b>MUTUAL COS. OF OTHER STATES.</b>								
Holyoke Mutual Fire, Mass.....	-	-	-	\$152,387 26	-	\$1,493 06	\$153,880 32	\$153,880 32
Lycoming Fire, Pa.....	\$66,324 81	\$63,254 83	\$34,912 38	213,163 77	-	2,500 00	380,155 79	380,155 79
Mechanics' Mutual, Mass.....	-	400 00	-	50,015 92	-	704 58	51,120 50	51,120 50
Millville Mut. M. and F., N. J.	2,500 00	15,930 00	4,500 00	53,306 67	\$43,358 72	3,742 71	123,338 10	123,338 10
Newark Fire, N. J.....	-	-	-	50,004 27	-	9,865 51	60,469 78	*315,073 78
Quincy Mutual Fire, Mass.....	-	941 00	-	196,203 69	-	1,601 24	198,745 93	198,745 93
<b>Totals.....</b>	<b>\$68,824 81</b>	<b>\$80,525 83</b>	<b>\$39,412 38</b>	<b>\$715,681 58</b>	<b>\$43,358 72</b>	<b>\$19,907 10</b>	<b>\$967,710 42</b>	<b>\$1,222,314 42</b>
†Cos. of FOREIGN COUNTRIES.								
British America, Canada.....	-	\$79,819 39	\$4,900 00	\$311,358 74	\$25,045 60	\$36,031 70	\$457,155 43	\$970,188 43
Commercial Union, Eng.....	-	54,556 99	30,052 92	454,678 34	-	26,949 82	566,238 07	566,238 07
Guardian Fire, Eng.....	-	9,982 37	-	83,707 21	-	6,078 39	99,767 97	99,767 97
Hamburg-Bremen, Hamburg...	-	24,540 00	-	177,780 47	-	-	202,320 47	202,320 47
Imperial Fire, Eng.....	-	7,330 80	30,759 86	220,739 58	-	1,742 15	260,572 39	260,572 39
Lancashire, Eng.....	\$15,014 85	21,665 90	9,000 00	270,966 39	-	1,500 00	318,147 14	318,147 14
L. and L. and Globe, Eng.....	9,443 50	147,001 39	46,767 13	1,543,985 65	-	444,571 82	2,191,769 49	2,191,769 49
London Assurance Corp., Eng...	-	15,000 00	-	241,795 38	-	-	256,795 38	256,795 38
No. British and Mercantile, G. B.	15,811 16	21,993 45	25,435 76	702,318 17	-	-	765,558 54	765,558 54
Northern Assurance, Eng.....	-	7,330 80	11,054 86	182,987 28	-	1,742 15	203,115 09	203,115 09
Queen, Eng.....	-	70,201 82	15,353 57	439,214 21	-	2,512 01	527,281 61	527,281 61
Royal, Eng.....	27,980 86	58,406 09	25,360 42	1,173,163 42	-	179,174 91	1,464,085 70	1,464,085 70
Royal Canadian, Canada.....	33,241 73	47,602 34	8,250 00	371,735 54	38,399 71	7,232 18	506,461 50	506,461 50
Scottish Commercial, Scotland..	13,463 90	6,750 00	15,000 00	308,124 19	-	25,239 35	368,577 44	368,577 44
Transatlantic, Hamburg.....	-	2,500 00	-	22,107 91	-	1,545 68	26,153 59	26,153 59
Western Assurance, Canada.....	-	39,872 11	-	384,963 03	3,083 33	54,406 51	482,324 98	482,324 98
<b>Totals.....</b>	<b>\$114,956 00</b>	<b>\$614,553 45</b>	<b>\$221,934 52</b>	<b>\$6,889,625 51</b>	<b>\$66,528 64</b>	<b>\$788,726 67</b>	<b>\$8,696,324 79</b>	<b>\$9,921,357 79</b>

**Recapitulation.**

Maine Stock Companies.....	\$13,500 00	\$53,084 00	\$1,500 00	-	\$168,364 25	\$3,084 00	\$239,532 25	\$629,532 25
Stock Companies of other States.	677,592 22	2,182,277 77	484,563 52	\$18,310,573 76	1,746,052 64	4,970,081 11	28,371,141 02	63,831,151 02
Mut. Companies of other States.	68,824 81	80,525 83	39,412 38	715,681 58	43,358 72	19,907 10	967,710 42	1,222,314 42
†Companies of Foreign Countries	114,956 00	614,553 45	221,934 52	6,889,625 51	66,528 64	788,726 67	8,696,324 79	9,921,357 79
<b>Aggregate.....</b>	<b>\$874,873 03</b>	<b>\$2,930,441 05</b>	<b>\$747,410 42</b>	<b>\$25,915,880 85</b>	<b>\$2,024,304 25</b>	<b>\$5,781,798 88</b>	<b>\$38,274,708 48</b>	<b>\$75,604,355 48</b>

\* Including Serip.

† U. S. Branches except Canadian Companies.

**TABLE IV.**—*Showing the nature of the Income during the year ending December 31st, 1877, of Fire, Fire-Marine and Marine Insurance Companies transacting business in this State.*

NAME OF COMPANY.	PREMIUMS RECEIVED.		Interest on Bonds and Mortgages.	Interest and Dividends from all other sources.	Received for Rents.	Income from all other sources.	Total Income.	Excess of Income over Expenditures.
	Fire.	Marine and Inland.						
<b>MAINE STOCK COMPANIES.</b>								
Merchants' Marine.....	-	\$72,967 65	-	\$3,065 73	-	-	\$76,033 38	\$7,330 13
Ocean.....	-	62,167 07	-	7,414 41	\$3,018 75	\$12,670 34	85,270 57	6,623 12
Union.....	-	82,047 11	-	17,340 68	-	-	99,387 79	14,679 81
Totals .....	-	\$217,181 83	-	\$27,820 82	\$3,018 75	\$12,670 34	\$260,691 74	\$28,633 06
<b>STOCK COS. OF OTHER STATES.</b>								
Ætna, Conn.....	\$2,833,060 51	\$81,652 56	\$5,733 59	\$332,533 11	\$7,415 81	-	\$3,260,395 58	-\$195,262 82
Alliance, Mass.....	117,728 25	-	4,887 46	2,318 16	2,531 95	\$225 00	127,690 82	4,833 92
American Central, Mo.....	385,592 24	-	36,054 68	1,647 39	-	-	423,294 31	55,273 53
American Fire, Pa.....	333,667 91	-	24,437 03	32,289 38	2,952 07	1,521 94	394,868 33	34,574 12
Amity, N. Y.....	72,043 21	2,689 00	784 60	10,909 81	163 45	-	86,590 07	-6,751 19
Atlantic, N. Y.....	311,316 45	-	7,008 25	15,843 66	-	-	334,168 36	-6,608 16
Atlantic F. and M., R. I.....	62,606 84	6,596 14	-	4,970 64	9,934 69	5 79	84,114 10	-15,471 53
Boston Marine, Mass.....	-	739,871 89	31,011 83	-	-	-	770,883 72	-151,683 87
Buffalo German, N. Y.....	199,541 97	-	2,759 27	17,399 06	11,583 37	1,602 14	232,885 81	30,925 68
Commerce, N. Y.....	85,221 30	-	-	18,881 24	1,620 00	1,196 88	106,919 42	6,108 61
Commerce Fire, N. Y.....	43,642 62	-	2,430 00	10,316 25	-	-	56,388 87	-3,770 58
Commercial Fire, N. Y.....	300,441 25	-	5,486 92	18,842 28	-	-	324,770 45	-3,779 97
Commonwealth, Mass.....	156,187 18	-	9,272 50	10,547 10	-	-	176,006 78	-2,720 07
Connecticut Fire, Conn.....	356,915 00	-	6,769 25	69,691 97	-	-	433,376 22	74,065 67
Continental, N. Y.....	1,465,578 95	-	43,212 74	77,138 41	37,920 67	258 39	1,624,109 16	210,992 26
Delaware Mutual Safety, Pa....	133,118 26	557,672 53	14,277 00	80,018 22	-	-	785,086 01	-155,249 30
Dwelling House, Mass.....	22,121 96	-	10,059 37	9,882 55	-	376 82	42,440 70	-11,064 62
Elliot, Mass.....	77,330 67	-	8,116 33	14,633 65	-	-	100,080 65	-2,505 99
Equitable F. and M., R. I.....	102,875 73	9,875 52	1,050 00	10,787 56	9,103 75	-	133,692 56	7,800 36

Exchange Fire, N. Y.....	116,436 78	-	9,429 47	13,483 74	3,250 00	-	142,599 99	-1,331 45
Fairfield Fire, Conn.....	138,558 42	-	6,157 81	7,782 30	2,160 00	2,128 89	156,787 42	20,504 02
Fame, Pa.....	36,072 15	-	8,031 70	2,6 6 15	-	-	46,760 00	-76,429 63
Fancuil Hall, Mass.....	211,368 10	-	-	26,249 97	-	1,546 00	239,164 07	34,231 80
Fire Association, Pa.....	1,187,260 40	-	79,843 50	106,758 11	-	9,249 20	1,383,111 21	177,830 37
Fireman's Fund, Cal.....	416,528 84	87,311 97	28,238 05	20,633 10	-	-	552,711 96	34,159 02
Firemen's Fire, Mass.....	117,644 98	-	13,148 56	25,640 42	-	-	156,433 96	21,947 66
AI First National Fire, Mass.....	115,924 63	-	11,041 22	5,799 93	-	-	132,765 78	18,751 83
Franklin Fire, Pa.....	738,110 24	-	139,101 04	25,481 36	-	11,066 03	913,758 67	26,245 21
German American, N. Y.....	933,049 60	-	-	115,618 41	-	-	1,048,668 01	174,686 64
Germania Fire, N. Y.....	682,819 91	-	52,252 41	36,595 54	-	-	771,667 86	-19,886 95
Girard F. and M., Pa.....	323,538 26	-	23,303 84	21,438 49	10,120 90	-	378,401 49	12,413 14
Gloucester Fire, Mass.....	49,424 29	14,492 56	5,232 13	4,373 52	-	979 43	74,501 93	-368 20
Hanover Fire, N. Y.....	712,601 23	-	17,673 24	70,919 88	-	-	801,194 35	63,548 30
Hartford Fire, Conn.....	1,629,821 17	-	50,412 62	102,860 87	10,926 59	-	1,794,021 25	72,798 12
Hoffman Fire, N. Y.....	130,541 25	-	10,975 48	9,654 43	-	-	151,171 16	-10,190 78
Home, N. J.....	62,435 56	66,624 72	6,503 58	6,356 78	-	-	141,920 64	824 40
Home, N. Y.....	2,731,538 17	-	134,105 78	210,608 47	-	-	3,076,252 42	191,850 62
Howard, N. Y.....	176,892 29	-	3,234 94	31,380 93	2,800 00	-	214,308 16	-16,067 35
Hudson, N. J.....	89,804 72	-	4,235 00	6,839 87	-	-	100,879 59	-12,372 60
Humboldt, N. J.....	88,982 76	-	-	10,328 52	229 70	-	99,540 98	-34,390 32
Ins. Co. of No America, Pa...	1,303,696 78	1,798,428 40	78,473 76	218,880 38	-	-	3,399,479 32	-37,956 19
Ins. Co. of the State of Pa., Pa..	124,672 55	58,537 83	13,740 50	17,162 17	-	1,897 62	216,010 67	-630 28
Manhattan Fire, N. Y.....	607,217 54	81,503 07	11,064 82	20,435 76	1,100 00	-	721,321 19	-17,217 23
Manufacturers', N. J.....	139,502 61	-	-	18,051 79	-	-	157,554 40	-4,339 47
Manufacturers' F. and M., Mass.	237,091 65	140,167 69	4,109 25	43,189 48	6,775 90	-	431,333 97	-52,157 26
Merchants', N. J.....	396,538 81	-	28,383 99	24,045 99	2,744 05	-	451,712 84	54,474 29
Merchants', R. I.....	163,573 38	-	2,419 42	17,077 45	-	-	183,070 25	-9,995 52
Meriden Fire, Conn.....	184,496 10	-	210 50	15,404 93	-	1,077 82	201,189 35	1,099 83
National Fire, Conn.....	257,865 86	-	30,200 08	35,045 74	-	-	323,111 68	5,075 46
National Fire, N. Y.....	153,310 67	-	16,510 27	5,940 65	200 00	-	175,961 59	-17,286 99
Neptune F. and M., Mass.....	72,665 31	107,234 67	1,200 00	25,315 27	-	-	206,415 25	9,101 50
Newark City, N. J.....	122,428 03	-	9,556 30	5,604 06	2,322 34	2,733 63	142,644 36	-19,785 25
New Hampshire Fire, N. H.....	171,091 22	-	32,533 98	-	-	288 41	203,913 61	38,662 76
Niagara Fire, N. Y.....	550,627 00	-	8,176 00	56,902 00	-	-	615,705 00	-14,355 00

STATISTICAL TABLES.

TABLE IV.—CONCLUDED.

NAME OF COMPANY.	PREMIUMS RECEIVED.		Interest on Bonds and Mortgages.	Interest and Dividends from all other sources.	Received for Rents.	Income from all other sources.	Total Income.	Excess of Income over Expenditures.
	Fire.	Marine and Inland.						
Northwestern National, Wis....	\$244,248 22	\$41,804 39	\$11,440 00	\$35,312 43	-	-	\$332,805 04	\$13,196 24
Orient, Conn.....	242,150 52	-	9,324 88	38,465 68	-	-	389,941 08	116,744 38
Pennsylvania Fire, Pa.....	540,855 94	-	25,287 12	58,841 48	\$250 00	\$218 34	625,452 88	119,085 72
People's, N. J.....	309,129 86	-	4,669 11	12,240 09	5,417 09	1,539 33	332,995 48	42,777 73
People's Fire, N. J.....	183,640 97	-	17,299 90	16,945 18	-	785 65	218,671 70	16,289 59
Phenix, N. Y.....	1,120,394 79	532,823 03	17,304 03	97,563 14	2,806 24	832 44	1,771,723 67	41,503 96
Phoenix, Conn.....	1,325,555 79	-	2,754 17	109,582 20	3,938 96	-	1,441,831 12	164,114 20
Prescott, Mass.....	140,710 58	-	5,196 67	17,493 99	-	-	163,401 24	23,083 18
Providence Washington, R. I..	145,725 05	177,055 96	-	29,119 03	-	-	351,900 04	7,049 28
Resolute Fire, N. Y.....	35,598 87	-	840 00	11,453 32	-	-	47,892 19	-43,374 27
Revere Fire, Mass.....	89,965 88	-	4,575 10	8,378 67	-	-	102,919 65	7,274 86
Rochester German, N. Y.....	171,971 86	-	8,956 11	10,450 61	-	-	191,378 58	9,215 06
Roger Williams, R. I.....	172,544 03	104,451 45	5,589 29	11,953 73	-	-	294,538 50	-22,339 65
Security, Conn.....	184,914 80	119,027 43	1,081 50	15,563 73	-	-	320,587 46	19,926 35
Shawmut, Mass.....	260,693 64	-	1,759 50	28,353 34	-	-	290,806 48	72,106 83
Shoe and Leather, Mass..	132,766 38	111,470 34	2,100 00	27,552 57	-	-	273,889 29	73,253 00
Springfield F. and M.....	736,818 42	-	33,491 30	50,990 18	3,255 03	-	824,554 93	153,771 52
Standard Fire, N. J.....	153,926 26	-	12,129 10	3,801 58	-	-	169,856 94	-668 18
St. Paul F. and M., Minn....	436,096 59	138,106 63	10,495 02	53,693 37	5,778 45	-	644,170 06	-78,753 73
Trade, N. J.....	81,309 66	14,045 03	5,679 83	9,930 64	-	-	110,965 16	-28,739 02
Traders', Ill.....	318,042 57	4,364 33	-	36,058 78	-	20,580 63	379,046 31	34,597 05
Traders' and Mechanics', Mass.	29,991 82	-	-	8,983 93	-	-	38,975 75	1,912 31
Washington F. and M., Mass...	87,930 46	132,936 62	6,355 00	31,092 76	-	-	258,314 84	-36,532 35
Westchester Fire, N. Y.....	609,386 66	-	12,542 80	26,366 91	-	-	648,296 37	62,156 89
Williamsburgh City Fire, N. Y.	347,285 09	1,832 56	17,413 43	22,742 18	1,115 95	498 02	390,887 23	46,034 46
Totals.....	\$30,334,776 27	\$5,130,576 32	\$1,269,133 92	\$2,976,096 42	\$148,416 96	\$60,608 40	\$39,919,608 29	\$1,296,833 96

<b>MUTUAL COS. OF OTHER STATES.</b>								
Holyoke Mutual Fire, Mass. ....	\$100,067 93	-	\$459 50	\$21,324 29	\$2,065 56	\$1,080 59	\$124,997 87	\$29,575 81
Lycoming Fire, Pa. ....	400,956 22	-	846 03	1,791 26	-	308,891 98	712,485 49	48,170 91
Mechanics' Mutual, Mass. ....	35,598 73	-	8,232 06	6,504 08	-	49 25	50,384 12	22,403 06
Millville Mutual M. and F., N. J.	96,102 17	\$101,351 69	-	4,018 81	-	-	201,472 67	7,480 63
Newark Fire, N. J. ....	80,644 55	-	32,459 20	4,815 50	645 00	533 75	119,098 00	44,305 94
Quincy Mutual Fire, Mass. ....	98,864 36	-	4,031 34	13,270 75	-	-	116,166 45	25,506 88
<b>Totals</b> .....	<b>\$812,233 96</b>	<b>\$101,351 69</b>	<b>\$46,028 13</b>	<b>\$51,724 69</b>	<b>\$2,710 56</b>	<b>\$310,555 57</b>	<b>\$1,324,604 60</b>	<b>\$162,481 97</b>
<b>* Cos. of FOREIGN COUNTRIES.</b>								
British America, Canada .....	\$598,567 50	\$89,059 32	\$3,102 61	\$61,247 47	-	\$1,098 67	\$753,075 57	\$58,286 52
Commercial Union, Eng. ....	883,561 97	18,449 78	-	29,062 50	-	-	931,074 25	174,092 63
Guardian Fire, Eng. ....	140,256 73	-	-	32,534 77	-	-	172,791 50	61,034 90
Hamburg-Bremen, Hamburg. . .	353,723 15	-	-	25,911 96	-	-	379,635 11	113,046 23
Imperial Fire, Eng. ....	327,253 41	-	-	36,498 05	-	-	363,751 46	71,972 34
Lancashire, Eng. ....	481,183 20	-	5,265 60	-	-	-	486,448 80	52,118 07
L. and L. and Globe, Eng. ....	2,553,709 62	-	53,940 52	61,254 75	\$29,184 22	14,970 21	2,713,059 32	1,109,142 53
London Assurance Corp., Eng. . .	387,364 79	-	-	27,001 53	-	-	414,366 32	77,884 25
N. British and Mercantile, G. B. .	1,239,776 60	-	79,081 45	3,200 43	-	-	1,322,058 48	340,476 77
Northern Assurance, Eng. ....	327,973 82	-	-	27,307 86	-	-	355,281 68	95,474 82
Queen, Eng. ....	901,672 60	-	-	60,344 32	-	-	962,016 92	249,639 21
Royal, Eng. ....	1,669,272 16	-	-	102,159 33	-	-	1,771,431 49	533,371 80
Royal Canadian, Canada. ....	676,621 03	124,726 16	-	37,875 86	-	-	839,223 05	645,423 39
Scottish Commercial, Scotland. .	508,963 97	-	-	30,410 18	3,690 00	-	543,064 15	88,993 23
Transatlantic Fire, Hamburg. . .	37,200 80	-	-	6,153 75	-	-	43,354 55	18,769 50
Western Assurance, Canada. ....	722,690 06	53,288 36	-	54,882 93	-	-	830,861 35	44,542 08
<b>Totals</b> .....	<b>\$11,809,791 41</b>	<b>\$285,523 62</b>	<b>\$141,390 18</b>	<b>\$595,845 69</b>	<b>\$32,874 22</b>	<b>\$16,068 88</b>	<b>\$12,881,494 00</b>	<b>\$2,463,421 49</b>

**Recapitulation.**

Maine Stock Companies. ....	-	\$217,181 83	-	\$27,820 82	\$3,018 75	\$12,670 34	\$260,691 74	\$28,633 06
Stock Companies of other States. .	\$30,334,776 27	5,130,576 32	\$1,269,133 92	2,976,096 42	148,416 96	60,608 40	39,919,608 29	1,296,833 96
Mut. Companies of other States. .	812,233 96	101,351 69	46,028 13	51,724 69	2,710 56	310,555 57	1,324,604 60	162,481 97
* Companies of Foreign Countries	11,809,791 41	285,523 62	141,390 18	595,845 69	32,874 22	16,068 88	12,881,494 00	2,463,421 49
<b>Aggregate</b> .....	<b>\$42,956,801 64</b>	<b>\$5,734,633 46</b>	<b>\$1,456,552 23</b>	<b>\$3,651,487 62</b>	<b>\$187,020 49</b>	<b>\$399,903 19</b>	<b>\$54,386,398 63</b>	<b>\$3,951,370 48</b>

—Excess of Expenditures over Income.

\* U. S. Branches except Canadian Companies.

TABLE V. — Showing the nature of the Expenditures during the year ending December 31, 1877, of Fire, Fire-Marine and Marine Insurance Companies transacting business in this State.

NAME OF COMPANY.	PAID FOR LOSSES.		Dividends paid.	Paid for Commissions and Brokerage.	Paid for Salaries, etc.	Paid for Taxes.	All other Expenditures.	Total Expenditures.
	Fire.	Marine and Inland.						
<b>MAINE STOCK COMPANIES.</b>								
Merchants' Marine.....	-	\$46,030 66	\$14,950 00	\$3,594 78	-	-	\$4,127 81	\$68,703 25
Ocean.....	-	56,518 68	14,073 00	2,799 34	\$3,444 00	\$1,128 13	684 30	78,647 45
Union.....	-	51,858 85	23,000 00	5,096 80	3,200 00	-	1,552 33	84,707 98
Totals.....	-	\$154,408 19	\$52,023 00	\$11,490 92	\$6,644 00	\$1,128 13	\$6,364 44	\$232,058 68
<b>STOCK COS. OF OTHER STATES.</b>								
Zetna, Conn.....	\$1,935,285 52	\$50,779 51	\$660,000 00	\$442,891 00	\$163,468 89	\$57,802 48	\$145,431 00	\$3,455,658 40
Alliance, Mass.....	68,512 52	-	-	23,299 18	8,859 72	3,904 41	18,281 07	122,856 90
American Central, Mo.....	185,439 06	-	39,663 75	66,233 08	28,848 75	8,619 16	39,216 98	368,020 78
American Fire, Pa.....	202,056 25	-	39,800 00	134 42	97,347 76	13,328 23	7,627 55	360,294 21
Amity, N. Y.....	45,241 46	2,596 70	8,000 00	14,897 64	9,750 00	97 65	12,757 81	93,341 26
Atlantic, N. Y.....	214,216 48	-	20,000 00	44,711 19	24,554 00	9,362 93	27,931 92	340,776 52
Atlantic F. and M., R. I.....	55,794 70	3,747 26	9,129 00	11,194 75	12,245 73	2,916 15	4,558 04	99,585 63
Boston Marine, Mass.....	-	753,174 10	50,000 00	46,252 94	61,162 73	11,981 82	-	922,569 59
Buffalo German, N. Y.....	106,126 61	-	30,000 00	32,874 92	12,734 83	3,378 29	16,845 48	201,960 13
Commerce, N. Y.....	33,945 32	-	32,000 00	12,209 97	11,619 00	3,297 16	7,739 36	100,810 81
Commerce Fire, N. Y.....	19,362 30	-	10,000 00	3,935 85	13,850 38	1,618 87	11,392 05	60,159 45
Commercial Fire, N. Y.....	175,420 29	-	49,650 00	61,502 13	20,966 66	898 19	20,113 15	328,550 42
Commonwealth, Mass.....	82,974 07	-	30,000 00	25,114 23	16,588 33	5,587 37	18,462 85	178,726 85
Connecticut Fire, Conn.....	177,932 65	-	60,000 00	57,528 57	21,322 80	8,455 09	34,071 44	359,310 55
Continental, N. Y.....	695,413 08	-	125,419 55	244,160 59	184,649 79	34,128 77	129,345 12	1,413,116 90
Delaware Mutual Safety, Pa....	87,588 14	368,215 54	36,000 00	82,814 10	-	13,449 98	352,267 55	940,335 31
Dwelling House, Mass.....	3,556 25	-	30,000 00	2,562 38	8,500 00	4,608 01	4,278 68	53,505 32
Eliot, Mass.....	49,838 33	-	20,000 00	11,535 33	11,250 00	4,685 31	5,277 67	102,586 64
Equitable F. and M., R. I.....	52,526 17	6,373 03	23,689 80	19,231 69	16,216 74	5,143 05	2,711 72	125,892 20

Exchange Fire, N. Y.....	53,580 87	-	30,001 50	16,603 70	30,188 33	4,132 61	9,424 43	143,931 44
Fairfield Fire, Conn.....	61,540 57	-	18,850 00	24,321 32	16,220 45	3,403 88	11,947 18	136,283 40
Fame, Pa.....	98,355 81	-	-	6,782 71	5,600 00	1,177 98	11,273 13	123,189 63
Faneuil Hall, Mass.....	120,211 02	-	-	46,874 92	4,715 14	7,897 83	25,233 36	204,932 27
Fire Association, Pa.....	634,975 72	-	200,000 00	267,785 15	49,508 71	30,188 76	22,822 50	1,205,280 84
Fireman's Fund, Cal.....	210,531 65	65,191 17	66,768 00	57,423 33	40,700 00	9,242 11	68,696 68	518,552 94
Firemen's Fire, Mass.....	63,233 35	-	30,295 00	13,512 10	12,174 96	7,912 70	7,358 19	134,486 30
First National Fire, Mass.....	63,049 26	-	15,000 00	18,923 43	5,266 66	3,627 60	8,147 00	114,013 95
Franklin Fire, Pa.....	394,388 92	-	128,352 00	112,973 94	86,682 71	35,488 54	129,627 35	887,513 46
German American, N. Y.....	416,552 44	-	100,000 00	139,354 21	94,620 77	24,808 77	98,645 18	873,981 37
Germania Fire, N. Y.....	327,178 18	-	150,000 00	116,884 98	74,252 38	16,527 98	106,711 29	791,554 81
Girard F. and M., Pa.....	166,751 58	-	75,000 00	50,406 67	36,241 44	15,324 23	22,264 43	365,988 35
Gloucester Fire, Mass.....	42,046 76	11,910 13	3,972 00	9,309 61	5,608 62	1,907 31	115 70	74,870 13
Hanover Fire, N. Y.....	376,593 72	-	50,000 00	116,108 67	46,905 48	17,741 86	130,296 32	737,646 05
Hartford Fire, Conn.....	1,019,989 20	-	200,062 00	237,007 28	113,272 62	35,911 40	114,980 63	1,721,223 13
Hoffman Fire, N. Y.....	77,775 70	-	20,000 00	22,235 93	20,940 00	4,285 03	16,125 28	161,361 94
Home, N. J.....	37,184 76	49,650 23	14,060 00	18,690 14	8,750 00	1,495 50	11,325 61	141,036 24
Home, N. Y.....	1,524,533 06	-	299,380 00	531,378 14	252,477 90	68,509 10	208,123 60	2,884,401 80
Howard, N. Y.....	76,417 42	-	60,378 00	23,106 17	36,245 48	7,214 93	27,013 51	230,375 51
Hudson, N. J.....	45,453 90	-	10,000 00	15,635 61	24,130 06	3,464 07	14,568 55	113,252 19
Humboldt, N. J.....	93,672 19	-	-	18,182 64	18,934 28	3,142 19	-	133,931 30
Ins. Co. of No. America, Pa...	703,793 16	1,595,460 93	400,000 00	389,759 12	127,443 44	87,370 27	133,608 59	3,437,735 51
Ins. Co. of the State of Pa., Pa.	64,460 27	79,802 03	24,228 00	18,888 38	11,300 00	3,854 11	14,108 16	216,640 95
Manhattan Fire, N. Y.....	408,169 61	49,405 92	50,000 00	98,659 11	50,422 96	16,613 48	65,267 34	738,538 42
Manufacturers', N. J.....	94,937 41	-	14,000 00	29,773 74	9,882 26	3,594 99	161,893 87	178,893 87
Manufacturers' F. and M., Mass.	161,826 67	178,975 09	49,450 00	10,022 38	41,301 03	11,489 03	30,427 03	483,491 23
Merchants', N. J.....	191,078 09	-	36,000 00	71,105 69	29,548 74	7,658 79	61,847 24	397,238 55
Merchants', R. I.....	111,212 87	-	24,000 00	36,878 28	14,873 64	6,100 98	-	193,065 77
Meriden Fire, Conn.....	115,116 20	-	24,000 00	28,794 80	9,900 00	4,705 06	17,573 46	200,089 52
National Fire, Conn.....	154,577 36	-	75,000 00	37,711 06	26,446 75	8,126 82	16,174 23	318,036 22
National Fire, N. Y.....	93,307 26	-	28,000 00	25,500 69	17,228 39	3,921 35	25,290 89	193,248 58
Neptune F. and M., Mass.....	49,489 82	78,419 50	39,000 00	12,650 13	14,616 69	4,121 21	8,016 40	197,313 75
Newark City, N. J.....	92,539 40	-	17,000 00	26,582 54	14,136 00	4,797 04	7,374 63	162,429 61
New Hampshire Fire, N. H.....	95,630 18	-	20,000 00	27,570 64	7,333 46	4,697 16	10,019 41	165,250 85
Niagara Fire, N. Y.....	327,860 00	-	60,047 00	89,633 00	61,238 00	17,130 00	74,152 00	630,060 00

TABLE V.—CONCLUDED.

NAME OF COMPANY.	PAID FOR LOSSES.		Dividends paid.	Paid for Commissions and Brokerage.	Paid for Salaries, etc.	Paid for Taxes.	All other Expenditures.	Total Expenditures.
	Fire.	Marino and Inland.						
Northwestern National, Wis....	\$147,550 91	\$33,178 06	\$30,000 00	\$43,067 90	\$27,332 80	\$12,282 64	\$26,196 49	\$319,608 80
Orient, Conn. ....	147,058 39	-	38,500 00	36,961 97	22,064 36	6,419 57	22,192 41	273,196 70
Pennsylvania Fire, Pa.....	280,429 16	-	40,000 00	72,975 15	78,617 92	14,749 74	19,595 19	506,367 16
People's, N. J.....	172,179 31	-	20,000 00	65,416 66	18,194 46	9,129 57	5,297 75	290,217 75
People's Fire, N. J.....	113,727 98	-	24,000 00	42,259 58	8,383 33	4,966 61	9,044 61	202,382 11
Phenix, N. Y.....	658,072 41	323,446 40	200,000 00	245,410 52	148,843 21	25,702 50	128,744 67	1,730,219 71
Phoenix, Conn.....	645,340 06	-	200,000 00	212,016 97	65,195 48	39,408 60	115,755 81	1,277,716 92
Prescott, Mass.....	72,007 63	-	20,000 00	23,838 26	9,812 49	2,560 48	12,099 20	140,318 06
Providence Washington, R. I.	105,600 33	136,376 33	27,387 65	41,996 22	11,843 00	5,809 08	15,838 15	344,850 76
Resolute Fire, N. Y.....	59,311 30	-	-	5,002 02	19,048 50	198 43	7,706 21	91,266 46
Revere Fire, Mass.....	41,639 55	-	10,000 00	17,188 03	11,024 84	4,166 50	11,625 87	95,644 79
Rochester German, N. Y.....	108,691 75	-	20,000 00	29,255 17	7,780 00	4,672 04	11,764 56	182,163 52
Roger Williams, R. I.....	146,827 41	92,257 16	3,959 00	38,238 93	29,196 50	6,399 15	-	316,878 15
Security, Conn.....	118,415 44	88,271 33	20,000 00	47,887 97	24,088 19	1,998 18	-	300,661 11
Shawmut, Mass.....	139,717 19	-	-	32,240 49	19,793 23	11,422 58	15,526 16	218,699 65
Shoe and Leather, Mass. ....	65,087 43	47,395 67	30,000 00	27,326 74	14,180 00	3,901 33	12,745 12	200,636 29
Springfield F. and M., Mass....	351,444 99	-	75,000 00	113,219 30	37,286 17	23,299 86	70,533 09	670,783 41
Standard Fire, N. J.....	114,180 13	-	-	36,820 98	5,632 00	3,260 86	10,631 15	170,525 12
St. Paul F. and M., Minn.....	331,740 78	157,315 57	66,696 47	83,962 50	32,320 91	15,901 14	34,986 42	722,923 79
Trade, N. J.....	61,093 85	31,241 53	16,024 00	16,205 34	4,458 16	2,929 43	7,751 87	139,704 18
Traders', Ill.....	160,901 55	5,047 90	60,000 00	55,562 31	24,071 08	6,864 14	32,002 28	344,449 26
Traders' and Mechanics', Mass.	19,824 00	-	8,000 00	4,041 29	3,775 33	1,390 32	32 50	37,063 44
Washington F. and M., Mass. .	60,232 56	143,370 96	40,000 00	15,949 86	16,675 00	7,178 55	11,440 26	294,847 19
Westchester Fire, N. Y.....	328,710 39	-	29,995 00	112,658 75	29,800 00	15,839 77	69,175 57	586,139 48
Williamsburgh City Fire, N. Y.	137,504 52	5,324 15	49,900 00	60,131 13	44,972 89	1,515 78	45,504 30	344,852 77
Totals .....	\$17,346,532 60	\$4,356,924 20	\$4,626,597 72	\$5,449,748 21	\$2,857,433 31	\$912,814 44	\$3,072,723 85	\$38,622,774 33



<b>MUTUAL COS. OF OTHER STATES.</b>									
Holyoke Mutual Fire, Mass....	\$40,290 80	-	\$10,000 00	\$15,482 20	\$7,315 37	\$2,526 68	\$19,807 01	\$95,422 06	
Lycoming Fire, Pa.....	491,534 91	-	-	70,398 24	9,480 20	6,462 11	86,439 12	664,314 58	
Mechanics' Mutual, Mass.....	11,887 45	-	-	4,507 17	4,974 70	2,757 97	3,853 77	27,981 06	
Millville Mutual M. and F., N.J.	79,956 98	\$83,042 43	-	17,501 69	22,840 27	5,611 93	-	208,953 30	
Newark Fire, N. J.....	19,777 23	-	-	12,976 36	8,185 96	2,020 43	31,832 08	74,792 06	
Quincy Mutual Fire, Mass.....	25,519 03	-	35,525 35	15,097 82	8,593 70	1,268 89	4,654 78	90,659 57	
<b>Totals.....</b>	<b>\$668,966 40</b>	<b>\$83,042 43</b>	<b>\$45,525 35</b>	<b>\$135,963 48</b>	<b>\$61,390 20</b>	<b>\$20,648 01</b>	<b>\$146,586 76</b>	<b>\$1,162,122 63</b>	
<b>* Cos. of FOREIGN COUNTRIES.</b>									
British America, Canada.....	\$339,326 78	\$77,642 22	\$50,691 64	\$121,055 55	\$31,762 86	\$11,682 46	\$62,627 54	\$694,789 05	
Commercial Union, Eng.....	463,343 27	12,486 75	-	196,209 21	30,402 54	19,634 97	34,904 88	756,981 62	
Guardian Fire, Eng.....	30,422 15	-	-	-	20,120 99	4,792 99	36,420 47	91,756 60	
Hamburg-Bremen, Hamburg...	153,154 18	-	-	67,087 43	15,584 33	5,543 70	25,219 24	266,588 88	
Imperial Fire, Eng.....	202,355 65	-	-	49,337 44	24,668 72	15,417 31	-	291,779 12	
Lancashire, Eng.....	288,880 33	-	-	83,506 44	47,871 90	14,072 06	-	434,330 73	
L. and L. and Globe, Eng.....	954,466 90	-	-	312,552 63	154,306 43	50,216 49	132,374 34	1,603,916 79	
London Assurance Corp., Eng..	185,698 20	-	-	52,563 00	25,920 13	18,096 28	54,204 46	336,482 07	
N. British and Mercantile, G.B.	623,075 21	-	-	167,413 84	80,593 90	29,799 51	80,699 25	981,581 71	
Northern Assurance, Eng.....	172,286 44	-	-	49,196 07	24,598 03	13,726 32	-	259,806 86	
Queen, Eng.....	471,392 64	-	-	128,905 65	41,292 95	21,445 95	49,340 52	712,377 71	
Royal, Eng.....	727,703 30	-	-	307,115 57	102,279 19	39,305 28	61,636 35	1,238,059 69	
Royal Canadian, Canada.....	1,061,664 53	84,207 58	-	133,417 36	54,468 01	24,575 93	126,313 03	1,484,646 44	
Scottish Commercial, Scotland.	280,730 72	-	-	89,832 89	30,220 82	16,644 17	36,642 32	454,070 92	
Transatlantic Fire, Hamburg..	6,706 05	-	-	6,612 20	6,048 95	441 87	4,775 98	24,585 05	
Western Assurance, Canada....	449,349 48	66,169 10	62,115 20	118,508 04	17,295 66	13,211 33	59,670 46	786,319 27	
<b>Totals.....</b>	<b>\$6,410,555 83</b>	<b>\$240,505 65</b>	<b>\$112,806 84</b>	<b>\$1,883,313 32</b>	<b>\$707,435 41</b>	<b>\$298,606 62</b>	<b>\$764,848 84</b>	<b>\$10,418,072 51</b>	

### Recapitulation.

Maine Stock Companies.....	-	\$154,308 19	\$52,023 00	\$11,490 92	\$6,644 00	\$1,128 13	\$6,364 44	\$232,058 68	
Stock Companies of other States.	\$17,346,532 60	4,356,924 20	4,626,597 72	5,449,748 21	2,857,433 31	912,814 44	3,072,723 85	38,622,774 33	
Mut. Companies of other States.	668,966 40	83,042 43	45,525 35	135,963 48	61,390 20	20,648 01	146,586 76	1,162,122 63	
*Companies of Foreign Countries	6,410,555 83	240,505 65	112,806 84	1,883,313 32	707,435 41	298,606 62	764,848 84	10,418,072 51	
<b>Aggregate.....</b>	<b>\$24,426,054 83</b>	<b>\$4,834,880 47</b>	<b>\$4,836,952 91</b>	<b>\$7,480,515 93</b>	<b>\$3,632,902 92</b>	<b>\$1,233,197 20</b>	<b>\$3,990,523 89</b>	<b>\$50,435,028 15</b>	

\* U. S. Branches except Canadian Companies.

**TABLE VI.**—Showing the Risks in force, Risks written and Premiums received thereon, and Losses paid, of Fire, Fire-Marine and Marine Insurance Companies transacting business in this State, for the year ending December 31st, 1877.

NAME OF COMPANY.	RISKS IN FORCE.		RISKS WRITTEN DURING THE YEAR.				LOSSES PAID.	
	Fire.	Marine and Inland.	Fire.	Premiums received thereon	Marine and Inland.	Premiums received thereon	Fire.	Marine and Inland.
<b>MAINE STOCK COMPANIES.</b>								
Merchants' Marine .....	-	\$709,329	-	-	\$1,658,756	\$75,589 03	-	\$46,030 66
Ocean .....	-	981,898	-	-	1,892,599	79,051 12	-	56,518 68
Union .....	-	789,020	-	-	2,085,176	89,495 61	-	51,858 85
Totals .....	-	\$2,480,247	-	-	\$5,636,531	\$244,135 76	-	\$154,408 19
<b>STOCK COS. OF OTHER STATES.</b>								
Aetna, Conn .....	\$278,212,213	\$35,000	\$268,239,050	\$3,014,915 55	\$15,567,346	\$105,140 35	\$1,935,285 52	\$50,779 51
Alliance, Mass. ....	10,932,809	-	10,976,474	142,077 25	-	-	68,512 52	-
American Central, Mo. ....	27,785,584	-	31,499,742	452,291 95	-	-	185,439 06	-
American Fire, Pa .....	31,634,822	-	39,288,207	369,826 90	-	-	202,056 25	-
Amity, N. Y. ....	5,510,998	56,500	7,427,920	79,278 03	77,500	2,839 00	45,241 46	2,596 70
Atlantic, N. Y. ....	23,304,261	-	35,473,733	369,323 03	-	-	214,216 48	-
Atlantic F. and M., R. I. ....	5,151,714	34,048	5,966,216	73,833 36	1,347,292	12,908 65	55,794 70	3,747 26
Boston Marine, Mass. ....	-	6,589,768	-	-	49,142,833	946,472 35	-	753,172 10
Buffalo German, N. Y. ....	21,901,579	-	24,341,722	220,043 93	-	-	106,126 61	-
Commerce, N. Y. ....	9,939,594	-	10,623,141	94,692 18	-	-	33,945 32	-
Commerce Fire, N. Y. ....	5,549,488	5,000	7,397,693	47,385 47	15,000	258 44	19,362 30	-
Commercial Fire, N. Y. ....	36,746,704	-	45,680,775	348,960 41	-	-	175,420 29	-
Commonwealth, Mass. ....	17,716,879	-	20,041,432	193,223 05	-	-	82,974 07	-
Connecticut Fire, Conn. ....	36,339,226	-	34,654,428	370,711 27	-	-	177,932 65	-
Continental, N. Y. ....	238,959,160	-	218,314,760	1,497,925 67	-	-	695,413 08	-
Delaware Mutual Safety, Pa. ....	20,466,909	13,313,067	19,236,403	139,923 76	57,874,582	733,166 00	87,588 14	368,215 54
Dwelling House, Mass. ....	12,357,750	-	3,269,008	23,888 43	-	-	3,556 25	-
Eliot, Mass. ....	8,486,402	-	8,332,667	87,314 08	-	-	49,838 33	-
Equitable F. and M., R. I. ....	9,224,460	88,036	10,133,319	117,421 32	1,693,538	12,274 55	52,526 17	6,373 03

Exchange Fire, N. Y.....	15,312,774	5,200	17,894,732	119,298 28	17,700	391 75	53,580 87	-
Fairfield Fire, Conn.....	12,102,607	-	14,184,519	157,091 86	-	-	61,540 57	-
Fame, Pa.....	4,177,330	-	3,853,269	46,086 53	-	-	98,355 81	-
Faneuil Hall, Mass.....	17,045,944	-	16,651,340	231,388 37	-	-	120,211 02	-
Fire Association, Pa.....	173,758,328	-	112,843,317	1,313,952 46	-	-	634,975 72	-
Fireman's Fund, Cal.....	31,293,741	657,284	36,151,243	511,945 51	4,257,516	119,040 22	210,531 65	65,191 17
Firemen's Fire, Mass.....	19,026,411	-	12,854,294	124,070 25	-	-	63,233 35	-
First National Fire, Mass.....	8,672,697	-	9,221,445	127,658 24	-	-	63,049 26	-
Franklin Fire, Pa.....	149,173,678	-	72,709,147	907,470 13	-	-	394,388 92	-
German American, N. Y.....	106,586,972	-	121,115,117	1,061,780 27	-	-	416,552 44	-
Germania Fire, N. Y.....	78,167,236	-	78,551,435	754,991 93	-	-	327,178 18	-
Girard F. and M., Pa.....	43,552,760	-	36,406,766	352,669 28	-	-	166,751 58	-
Gloucester Fire, Mass.....	4,331,065	243,082	3,613,143	58,732 86	891,812	25,710 75	42,046 76	11,910 13
Hanover Fire, N. Y.....	89,517,688	-	86,193,863	787,520 34	-	-	376,593 72	-
Hartford Fire, Conn.....	137,975,968	-	145,215,532	1,629,821 17	-	-	1,019,989 20	-
Hoffman Fire, N. Y.....	14,077,250	14,000	16,312,150	153,869 74	24,000	757 50	77,775 70	-
Home, N. J.....	6,173,490	786,064	8,759,146	80,263 62	7,156,441	77,397 39	37,184 76	49,650 23
Home, N. Y.....	341,433,940	-	350,717,945	2,972,922 06	-	-	1,524,533 06	-
Howard, N. Y.....	23,238,720	-	26,695,789	192,802 08	-	-	76,417 42	-
Hudson, N. J.....	14,329,342	-	12,172,525	109,564 34	-	-	45,453 90	-
Humboldt, N. J.....	5,839,408	-	7,934,407	113,525 01	-	-	93,672 19	-
Ins. Co. of No. America, Pa....	164,884,943	9,597,898	120,958,591	1,433,926 92	202,029,445	2,136,583 62	703,793 16	1,595,460 93
Ins. Co. of the State of Pa., Pa.	16,125,122	2,246,233	15,862,264	140,518 93	6,829,952	104,745 68	64,460 27	79,802 03
Manhattan Fire, N. Y.....	40,717,285	178,100	56,780,280	607,217 54	19,331,345	135,382 75	408,169 61	49,405 82
Manufacturers', N. J.....	12,065,330	-	12,686,566	165,586 34	-	-	94,937 41	-
Manufacturers' F. and M., Mass.	35,102,290	5,392,506	32,701,879	272,022 55	13,427,259	153,953 48	161,826 67	178,975 09
Merchants', N. J.....	52,510,242	305,857	55,031,004	445,746 72	641,195	6,934 72	191,078 09	-
Merchants', R. I.....	13,591,591	-	14,833,342	182,827 09	411,882	977 52	111,212 87	-
Meriden Fire, Conn.....	13,293,273	-	17,266,129	214,101 42	-	-	115,116 20	-
National Fire, Conn.....	27,905,804	-	22,220,123	257,865 86	-	-	154,577 36	-
National Fire, N. Y.....	24,864,742	-	25,704,847	171,039 10	-	-	93,307 26	-
Neptune F. and M., Mass.....	7,280,716	2,416,690	7,136,565	74,285 60	2,413,539	75,499 98	49,489 82	78,419 50
Newark City, N. J.....	10,151,541	-	12,050,631	135,689 37	-	-	92,539 40	-
New Hampshire Fire, N. H....	18,237,758	-	16,889,647	171,091 22	-	-	95,630 18	-
Niagara Fire, N. Y.....	62,947,538	-	64,192,581	635,744 00	-	-	327,860 00	-

STATISTICAL TABLES.

XXXIII

TABLE VI.—CONCLUDED.

NAME OF COMPANY.	RISKS IN FORCE.		RISKS WRITTEN DURING THE YEAR.				LOSSES PAID.	
	Fire.	Marine and Inland.	Fire.	Premiums received thereon	Marine and Inland.	Premiums received thereon	Fire.	Marine and Inland.
Northwestern National, Wis....	\$25,343,595	\$170,000	\$26,304,251	\$278,752 17	\$5,170,500	\$42,526 74	\$147,550 91	\$33,178 06
Orient, Conn.....	22,891,212	-	22,327,996	267,836 01	-	-	147,058 39	-
Pennsylvania Fire, Pa.....	47,053,864	-	51,399,085	598,445 58	-	-	280,429 16	-
People's, N. J.....	22,784,304	-	37,166,736	336,491 93	-	-	172,179 31	-
People's Fire, N. J.....	18,657,984	-	17,796,189	203,510 83	-	-	113,727 98	-
Phenix, N. Y.....	139,302,071	9,525,588	133,585,456	1,246,832 57	94,976,457	777,723 53	658,072 41	323,446 40
Phenix, Conn.....	119,498,239	-	105,435,650	1,325,555 79	-	-	645,340 06	-
Prescott, Mass.....	14,897,081	-	15,120,412	161,530 77	-	-	72,007 63	-
Providence Washington, R. I..	15,907,281	1,185,488	20,562,913	175,242 61	34,007,387	204,187 92	105,600 33	136,376 33
Resolute Fire, N. Y.....	-	-	9,166,620	83,349 47	-	-	59,311 30	-
Revere Fire, Mass.....	9,034,440	-	10,537,211	106,223 38	-	-	41,639 55	-
Rochester German, N. Y.....	18,456,758	87,600	19,761,346	204,257 69	87,600	929 00	108,691 75	-
Roger Williams, R. I.....	14,221,981	721,159	15,040,279	189,111 82	22,164,357	110,009 09	146,827 41	92,257 16
Security, Conn.....	13,809,476	1,080,303	16,764,701	183,238 24	15,224,375	113,962 41	118,415 44	88,271 33
Shawmut, Mass.....	17,341,366	-	29,444,620	289,070 12	-	-	139,717 19	-
Shoe and Leather, Mass.....	15,159,912	1,629,463	13,755,806	149,811 10	5,078,852	117,574 22	65,087 43	47,395 67
Springfield F. and M., Mass...	81,364,791	-	71,367,287	800,717 41	-	-	351,444 99	-
Standard Fire, N. J.....	9,623,773	-	10,249,573	156,283 77	-	-	114,180 13	-
St. Paul F. and M., Minn.....	35,245,846	198,540	34,380,566	492,467 09	21,645,706	148,731 26	331,740 78	157,315 57
Trade, N. J.....	5,214,830	205,598	6,184,527	83,488 29	262,452	14,925 45	61,093 85	31,241 53
Traders', Ill.....	19,858,129	-	26,335,414	404,463 68	901,173	4,466 15	160,901 55	5,047 90
Traders' and Mechanics', Mass..	3,607,527	-	2,510,693	30,432 88	-	-	19,824 00	-
Washington F. and M., Mass..	10,005,985	3,424,698	10,861,052	95,481 76	6,576,407	105,497 66	60,232 56	143,370 96
Westchester Fire, N. Y.....	69,736,942	-	78,280,790	687,160 82	-	-	328,710 39	-
Williamsburgh City Fire, N. Y.	51,319,041	-	56,061,312	362,293 10	402,921	2,859 10	137,504 52	5,324 15
Totals.....	\$3,396,222,604	\$60,192,670	\$3,305,662,808	\$33,270,171 51	\$589,648,364	\$6,293,826 23	\$17,346,532 60	\$4,356,924 20

MUTUAL COS. OF OTHER STATES.									
Holyoke Mutual Fire, Mass.....	\$20,237,621	-	\$7,983,398	\$103,599 33	-	-	\$40,290 80	-	-
Lycoming Fire, Pa.....	62,653,140	-	37,797,103	402,896 63	-	-	491,534 91	-	-
Mechanics' Mutual, Mass.....	6,025,456	-	3,797,695	41,176 29	-	-	11,887 45	-	-
Millville Mut. M. and F., N. J.	5,029,727	\$540,860	7,583,948	142,314 43	\$1,759,997	\$149,979 92	79,926 98	\$83,042 43	-
Newark Fire, N. J.....	14,055,335	-	13,683,419	104,335 95	-	-	19,777 23	-	-
Quincy Mutual Fire, Mass.....	25,877,751	-	7,011,748	98,911 86	-	-	25,519 03	-	-
Totals .....	\$133,879,036	\$540,860	\$77,857,313	\$893,234 49	\$1,759,997	\$149,979 92	\$668,966 40	\$83,042 43	-
*COS. OF FOREIGN COUNTRIES.									
British America, Canada.....	\$52,880,906	\$466,827	\$65,294,392	\$693,793 01	\$9,687,913	\$110,407 52	\$339,326 78	\$77,642 22	-
Commercial Union, Eng.....	72,175,464	-	78,177,228	1,031,609 59	4,746,817	20,462 72	463,343 27	12,486 75	-
Guardian Fire, Eng.....	18,314,410	-	34,099,832	192,374 21	-	-	30,422 15	-	-
Hamburg-Bremen, Hamburg...	32,245,055	-	42,336,097	394,741 13	-	-	153,154 18	-	-
Imperial Fire, Eng.....	31,956,348	-	38,433,869	392,720 33	-	-	202,355 65	-	-
Lancashire, Eng.....	49,934,263	-	57,965,167	584,368 86	-	-	288,880 33	-	-
L. and L. and Globe, Eng.....	258,061,165	-	351,883,748	2,939,810 95	-	-	954,466 90	-	-
London Assurance Corp., Eng...	50,015,109	-	56,187,723	387,364 79	-	-	185,698 20	-	-
No. British and Mercantile, G.B.	119,898,523	-	145,690,610	1,385,855 60	-	-	623,075 21	-	-
Northern Assurance, Eng.....	28,230,105	-	38,433,864	392,720 34	-	-	172,286 44	-	-
Queen, Eng.....	68,709,577	-	118,066,900	1,002,919 19	-	-	471,392 64	-	-
Royal, Eng.....	182,767,433	-	221,743,032	2,026,345 60	-	-	727,703 30	-	-
Royal Canadian, Canada.....	60,255,114	534,494	73,864,743	867,531 91	12,032,948	163,900 08	1,061,664 53	84,207 58	-
Scottish Commercial, Scotland..	60,600,542	-	77,648,128	593,035 99	-	-	280,730 72	-	-
Transatlantic Fire, Hamburg...	3,697,749	-	3,981,183	45,806 94	-	-	6,706 05	-	-
Western Assurance, Canada....	54,792,106	207,204	70,793,888	819,569 30	8,016,458	91,172 69	449,349 48	66,169 10	-
Totals .....	\$1,144,533,869	\$1,208,525	\$1,474,600,404	\$13,750,568 74	\$34,484,136	\$385,943 01	\$6,410,555 83	\$240,505 65	-
<b>Recapitulation.</b>									
Maine Stock Companies.....	-	\$2,480,247	-	-	\$5,636,531	\$244,135 76	-	\$154,408 19	-
Stock Companies of other States.	\$3,396,222,604	60,192,670	\$3,305,662,808	\$33,270,171 51	589,648,364	6,293,826 23	\$17,346,532 60	4,356,924 20	-
Mut. Companies of other States.	133,879,036	540,860	77,857,313	893,234 49	1,759,997	149,979 92	668,966 40	83,042 43	-
*Companies of Foreign Countries	1,144,533,869	1,208,525	1,474,600,404	13,750,568 74	34,484,136	385,943 01	6,410,555 83	240,505 65	-
Aggregate .....	\$4,674,635,509	\$64,422,302	\$4,858,120,525	\$47,913,974 74	\$631,529,028	\$7,073,884 92	\$24,426,054 83	\$4,834,880 47	-

\* U. S. Branches except Canadian Companies.

TABLE VII.— Showing the business transacted in Maine during the year ending December 31st, 1877, by Fire, Fire-Marine and Marine Insurance Companies.

NAME OF COMPANY.	RISKS WRITTEN.				LOSSES PAID.		Losses incurred.	Taxes paid on Premiums
	Fire.	Premiums received thereon.	Marine and Inland.	Premiums received thereon	Fire.	Marine and Inland.		
<b>MAINE STOCK COMPANIES.</b>								
Merchants' Marine.....	-	-	\$1,658,756	\$75,589 03	-	\$46,030 66	\$46,030 66	-
Ocean.....	-	-	1,892,599	79,051 12	-	56,518 68	56,518 68	-
Union.....	-	-	2,085,176	89,495 61	-	51,858 85	51,858 85	-
Totals.....	-	-	\$5,636,531	\$244,135 76	-	\$154,408 19	\$154,408 19	-
<b>STOCK COS. OF OTHER STATES.</b>								
Ætna, Conn.....	\$7,811,622	\$96,431 56	-	-	\$99,788 53	-	\$80,168 73	-
Alliance, Mass.....	215,195	3,038 49	-	-	1,351 12	-	1,351 12	\$60 77
American Central, Mo.....	213,697	3,661 39	-	-	1,605 00	-	605 00	33 88
American Fire, Pa.....	213,235	2,850 01	-	-	2,036 41	-	2,920 94	85 50
Amity, N. Y.....	47,711	822 68	-	-	-	-	-	16 45
Atlantic, N. Y.....	204,187	2,507 09	-	-	909 30	-	909 30	31 95
Atlantic F. and M., R. I.....	75,475	686 96	-	-	335 50	-	35 50	13 74
Boston Marine, Mass.....	-	-	-	-	-	-	-	-
Buffalo German, N. Y.....	182,701	1,736 53	-	-	421 72	-	304 07	26 30
Commerce, N. Y.....	265,150	2,522 65	-	-	143 00	-	143 00	47 51
Commerce Fire, N. Y.....	11,167	91 25	-	-	-	-	-	1 82
Commercial Fire, N. Y.....	83,585	1,028 12	-	-	592 25	-	592 25	8 72
Commonwealth, Mass.....	247,200	2,392 25	-	-	2,487 08	-	987 08	47 84
Connecticut Fire, Conn.....	491,025	5,522 66	-	-	1,733 08	-	1,206 14	75 79
Continental, N. Y.....	1,181,809	11,643 29	-	-	10,643 72	-	12,132 14	19 99
Delaware Mutual Safety, Pa....	15,000	77 50	\$46,000	\$4,507 00	-	-	-	137 53
Dwelling House, Mass.....	130,350	1,080 49	-	-	-	-	-	21 61
Eliot, Mass.....	89,919	974 09	-	-	779 00	-	779 00	19 48
Equitable F. and M., R. I.....	149,605	1,272 84	-	-	50 50	-	50 50	25 46

Exchange Fire, N. Y.....	158,500	1,300 40	-	-	61 92	-	61 92	24 77
Fairfield Fire, Conn.....	77,150	889 38	-	-	785 00	-	785 00	2 09
Fame, Pa.....	261,886	4,406 85	-	-	4,676 33	-	4,676 33	132 20
Faneuil Hall, Mass.....	141,697	1,864 72	-	-	1,850 00	-	1,850 00	37 29
Fire Association, Pa.....	2,007,174	29,908 40	-	-	15,532 89	-	17,341 67	897 25
Fireman's Fund, Cal.....	250,914	3,358 19	-	-	4,034 70	-	4,034 70	-
Firemen's Fire, Mass.....	99,705	971 80	-	-	862 47	-	110 00	19 44
First National Fire, Mass.....	387,380	6,216 48	-	-	5,062 65	-	6,234 65	124 33
Franklin Fire, Pa.....	1,488,958	16,040 00	-	-	18,441 75	-	18,441 75	481 20
German American, N. Y.....	821,324	8,263 35	-	-	4,211 04	-	4,685 68	81 05
Germania Fire, N. Y.....	496,187	5,831 81	-	-	3,242 05	-	1,737 34	51 79
Girard F. and M., Pa.....	582,000	6,049 81	-	-	4,121 99	-	3,324 50	181 49
Gloucester Fire, Mass.....	388,178	6,813 06	-	-	5,142 50	-	7,035 95	136 26
Hanover Fire, N. Y.....	863,220	11,669 52	-	-	8,557 88	-	8,090 57	62 23
Hartford Fire, Conn.....	6,450,145	59,961 44	-	-	37,248 05	-	25,400 14	454 27
Hoffman Fire, N. Y.....	83,425	967 89	-	-	-	-	-	19 36
Home, N. J.....	56,503	902 14	-	-	-	-	-	18 04
Home, N. Y.....	4,855,790	53,968 64	-	-	47,906 79	-	50,909 99	121 24
Howard, N. Y.....	154,400	1,161 83	-	-	-	-	-	23 24
Hudson, N. J.....	366,825	4,815 46	-	-	2,936 94	-	2,936 94	96 31
Humboldt, N. J.....	163,175	2,445 59	-	-	575 75	-	1,705 42	48 91
Ins. Co. of No America, Pa...	1,186,019	14,678 98	-	-	2,175 72	-	4,046 35	440 34
Ins. Co. of the State of Pa., Pa..	158,065	1,500 26	-	-	438 98	-	388 98	45 01
Manhattan Fire, N. Y.....	583,455	7,789 80	-	-	3,413 00	-	3,413 00	87 54
Manufacturers', N. J.....	37,500	685 58	-	-	-	-	-	13 71
Manufacturers' F. and M., Mass.	675,602	5,519 95	-	-	5,947 16	-	-	110 40
Merchants', N. J.....	547,050	5,102 36	-	-	2,487 43	-	1,487 43	102 05
Merchants', R. L.....	764,274	9,607 32	-	-	7,325 78	-	5,445 76	192 15
Meriden Fire, Conn.....	434,541	5,431 76	-	-	3,184 73	-	1,105 94	44 94
National Fire, Conn.....	526,068	5,687 01	-	-	5,828 26	-	7,604 59	-
National Fire, N. Y.....	85,600	658 33	-	-	-	-	-	13 17
Neptune F. and M., Mass.....	111,908	1,131 00	-	-	995 97	-	995 97	22 62
Newark City, N. J.....	98,894	1,892 99	-	-	3,468 73	-	3,468 73	37 86
New Hampshire Fire, N. H.....	641,825	7,278 81	-	-	2,433 09	-	4,308 09	96 91
Niagara Fire, N. Y.....	303,805	3,065 63	-	-	1,306 39	-	1,865 10	35 18

STATISTICAL TABLES.

XXXVII

TABLE VII.—CONCLUDED.

NAME OF COMPANY.	RISKS WRITTEN.				LOSSES PAID.		Losses incurred.	Taxes paid on Premiums
	Fire.	Premiums received thereon.	Marine and Inland.	Premiums received thereon	Fire.	Marine and Inland.		
Northwestern National, Wis....	\$52,150	\$522 87	-	-	\$20 00	-	\$20 00	\$10 46
Orient, Conn .....	560,090	6,177 21	-	-	3,054 96	-	264 25	62 44
Pennsylvania Fire, Pa.....	1,262,488	20,145 74	-	-	14,447 58	-	15,371 87	604 37
People's, N. J.....	223,150	3,026 41	-	-	4,131 48	-	3,202 18	60 53
People's Fire, N. J.....	303,718	3,234 41	-	-	1,365 92	-	2,168 40	64 69
Phenix, N. Y.....	1,072,060	12,357 66	-	-	4,903 58	-	4,903 58	149 08
Phoenix, Conn.....	1,700,365	19,607 14	-	-	9,674 35	-	9,664 25	198 65
Prescott, Mass.....	170,750	2,776 25	-	-	488 61	-	488 61	55 52
Providence Washington, R. I.:	268,205	2,668 82	\$282,119	\$3,113 50	1,500 00	\$847 89	4,747 89	115 65
Resolute Fire, N. Y.....	12,166	91 25	-	-	-	-	-	1 82
Revere Fire, Mass.....	210,487	2,312 18	-	-	811 33	-	811 33	46 24
Rochester German, N. Y.....	240,668	2,404 77	-	-	2,937 02	-	2,937 02	-
Roger Williams, R. I.....	747,272	10,600 76	303,033	4,836 23	12,278 91	1,481 82	15,714 49	308 74
Security, Conn.....	241,171	2,636 56	-	-	2,602 13	-	2,405 74	69
Shawmut, Mass.....	1,148,917	14,075 36	-	-	4,580 36	-	5,365 86	281 50
Shoe and Leather, Mass.....	420,157	6,930 64	-	-	3,072 63	-	3,072 63	138 61
Springfield F. and M., Mass....	2,794,299	32,079 31	-	-	23,203 85	-	16,220 71	641 58
Standard Fire, N. J.....	309,842	4,954 46	-	-	2,654 47	-	3,286 69	99 09
St. Paul F. and M., Minn.....	554,325	8,545 25	-	-	10,312 42	-	10,312 42	170 90
Trade, N. J.....	93,700	1,746 56	-	-	475 00	-	475 00	34 93
Traders', Ill.....	412,136	4,528 09	-	-	825 03	-	825 03	74 06
Traders' and Mechanics', Mass.	83,550	1,126 43	-	-	2,474 45	-	2,474 45	42 11
Washington F. and M., Mass....	105,820	974 08	-	-	837 23	-	110 00	19 48
Westchester Fire, N. Y.....	719,680	7,715 80	-	-	7,571 42	-	6,361 43	2 89
Williamsburgh City Fire, N. Y.	163,037	1,322 42	-	-	-	-	-	26 45
Totals .....	\$51,807,978	\$608,936 82	\$63,152	\$12,456 73	\$441,354 88	\$2,329 71	\$406,881 13	\$8,139 46

XXXVIII

INSURANCE COMMISSIONERS' REPORT.



<b>MUTUAL COS. OF OTHER STATES.</b>								
Holyoke Mutual Fire, Mass....	\$770,875	\$8,166 12	-	-	\$2,823 00	-	\$2,823 00	\$163 32
Lycoming Fire, Pa.....	491,887	6,619 35	-	-	3,270 67	-	750 00	198 58
Mechanics' Mutual, Mass.....	92,615	1,291 32	-	-	1,102 20	-	1,102 20	25 82
Millville Mutual M. and F., N. J.	353,415	6,633 69	\$362,910	\$31,176 15	3,877 02	\$27,375 72	31,252 74	756 20
Newark Fire, N. J.....	184,375	2,328 11	-	-	-	-	-	46 56
Quincy Mutual Fire, Mass.....	93,575	1,416 51	-	-	1,703 13	-	1,703 13	28 33
<b>Totals .....</b>	<b>\$1,986,742</b>	<b>\$26,455 10</b>	<b>\$362,910</b>	<b>\$31,176 15</b>	<b>\$12,776 02</b>	<b>\$27,375 72</b>	<b>\$37,631 07</b>	<b>\$1,218 81</b>
<b>Cos. of FOREIGN COUNTRIES.</b>								
British America, Canada .....	\$320,674	\$4,097 11	-	-	\$1,934 62	-	\$1,562 65	\$43 25
Commercial Union, Eng.....	677,810	10,581 85	-	-	7,890 94	-	4,634 16	53 82
Guardian Fire, Eng.....	143,900	1,041 91	-	-	-	-	-	20 84
Hamburg-Bremen, Hamburg...	163,000	1,877 62	-	-	2,774 81	-	2,774 81	-
Imperial Fire, Eng.....	744,925	8,988 47	-	-	4,786 41	-	4,691 29	84 04
Lancashire, Eng.....	311,141	4,035 97	-	-	83 95	-	1,733 95	79 04
L. and L. and Globe, Eng.....	3,159,998	33,972 27	-	-	5,143 93	-	4,348 93	576 57
London Assurance Corp., Eng..	375,658	4,554 83	-	-	706 83	-	706 83	76 96
N. British and Mercantile, G. B.	1,721,006	20,921 09	-	-	10,408 23	-	6,205 18	210 26
Northern Assurance, Eng.....	744,925	8,988 47	-	-	4,691 29	-	4,691 29	85 94
Queen, Eng.....	796,706	11,797 84	-	-	5,897 87	-	4,036 50	118 00
Royal, Eng.....	2,230,146	35,130 78	-	-	21,427 23	-	18,593 90	274 07
Royal Canadian, Canada.....	778,953	12,007 76	-	-	5,589 59	-	5,589 59	128 36
Scottish Commercial, Scotland..	410,875	4,735 15	-	-	619 44	-	464 72	82 31
Transatlantic Fire, Hamburg ..	9,400	255 70	-	-	-	-	-	5 10
Western Assurance, Canada....	295,816	5,099 74	-	-	2,055 92	-	2,195 92	60 88
<b>Totals .....</b>	<b>\$12,884,933</b>	<b>\$168,086 56</b>	<b>-</b>	<b>-</b>	<b>\$74,011 06</b>	<b>-</b>	<b>\$62,229 72</b>	<b>\$1,899 44</b>

**Recapitulation.**

Maine Stock Companies.....	-	-	\$5,636,531	\$244,135 76	-	\$154,408 19	\$154,408 19	-
Stock Companies of other States.	\$51,807,978	\$608,936 82	631,152	12,456 73	\$441,354 88	2,329 71	406,881 13	\$8,139 46
Mut. Companies of other States.	1,986,742	26,455 10	362,910	31,176 15	12,776 02	27,375 72	37,631 07	1,218 81
Companies of Foreign Countries.	12,884,933	168,086 56	-	-	74,011 06	-	62,229 72	1,899 44
<b>Aggregate .....</b>	<b>\$66,679,653</b>	<b>\$803,478 48</b>	<b>\$6,630,593</b>	<b>\$287,768 64</b>	<b>\$528,141 96</b>	<b>\$184,113 62</b>	<b>\$661,150 11</b>	<b>\$11,257 71</b>

**TABLE VIII.**—*Showing the Assets, Risks in force, and Risks written and Losses paid during the year, of  
Maine Mutual Fire and Marine Insurance Companies.*

NAME OF COMPANY.	LOCATION.	Premium notes.	Other Assets.	Total Assets.	Risks in force.	Risks written.	Losses paid.
<b>MAINE MUTUAL FIRE COMPANIES.</b>							
Bangor .....	Bangor .....	\$79,056 28	\$29,750 75	\$108,807 03	\$3,445,408 00	\$1,408,538 00	\$9,594 40
Brunswick Farmers' .....	Brunswick .....	11,853 45	67 26	11,920 71	197,062 00	11,757 00	-
Casco .....	Casco .....	4,015 00	-	4,015 00	81,475 00	12,170 00	-
*Chesterville .....	Chesterville .....	-	-	-	-	-	-
Cumberland .....	Cumberland .....	8,360 11	109 00	8,469 11	166,282 00	34,745 00	-
Danville .....	Auburn .....	7,010 35	397 74	7,408 09	143,160 00	35,461 00	-
Eliot and Kittery .....	Eliot .....	76,124 00	2,751 22	78,875 22	1,256,312 00	303,900 00	1,284 41
Falmouth .....	Falmouth .....	16,270 55	79 91	16,350 46	163,013 00	16,020 00	700 00
Fayette .....	Fayette .....	-	49 26	49 26	59,975 00	3,575 00	-
Fryeburg .....	Fryeburg .....	10,394 00	45 00	10,439 00	246,987 00	10,394 00	-
Gorham Farmers' .....	Gorham .....	23,119 00	102 70	23,221 70	231,191 00	43,020 00	-
Harpswell .....	Harpswell .....	11,220 24	389 71	11,609 95	173,618 00	44,795 00	-
Harrison .....	Harrison .....	5,966 78	91 01	6,057 79	112,630 00	22,535 00	4 00
*Hope .....	Hope .....	-	-	-	-	-	-
Jay .....	Jay .....	6,981 00	188 72	7,169 72	113,400 00	13,100 00	-
Litchfield .....	Litchfield .....	8,464 26	114 70	8,578 96	155,829 00	24,279 00	-
Lovell .....	Lovell .....	2,997 30	61 64	3,058 94	49,955 00	10,500 00	-
Monmouth .....	Monmouth .....	45,034 47	1,997 22	47,031 69	2,928,980 00	548,018 00	6,741 32
North Yarmouth .....	North Yarmouth .....	12,341 75	144 35	12,486 10	236,810 00	45,058 00	1,304 50
Norway .....	Norway .....	9,755 00	677 77	10,432 77	155,420 00	32,200 00	486 25
Otisfield .....	Otisfield .....	5,934 25	40 72	5,974 97	120,959 00	121,509 00	90 00
Oxford County .....	South Paris .....	5,539 30	200 00	5,739 30	110,786 00	63,896 00	-
Patrons' Androscoggin .....	Auburn .....	4,108 33	-	4,108 33	82,167 00	82,167 00	-
Penobscot .....	Bangor .....	136,930 98	6,685 64	143,616 62	2,760,199 00	529,343 00	17,121 33
Piscataquis .....	Dover .....	90,444 77	1,418 45	91,863 22	1,885,121 00	519,648 00	9,619 30

Raymond .....	Raymond .....	3,848 53	40 00	3,888 53	64,441 00	11,175 00	-
Saco .....	Saco .....	7,426 86	32,273 05	39,699 91	616,176 00	159,050 00	779 00
Sidney .....	Sidney .....	2,903 64	33 06	2,936 70	82,451 00	22,375 00	500 00
Somerset .....	Skowhegan .....	32,086 26	11,472 07	43,558 33	1,830,982 00	-	3,391 88
Union Farmers' .....	Union .....	6,130 00	107 96	6,237 96	61,300 00	29,750 00	-
Warren Farmers' .....	Warren .....	3,985 61	129 07	4,114 68	111,890 00	24,100 00	267 77
Waterford .....	Waterford .....	2,593 20	49 96	2,643 16	47,340 00	17,850 00	-
Wells .....	Wells .....	22,375 00	1,838 77	24,233 77	377,275 00	65,950 00	3,104 64
West Bangor and Hermon .....	Hermon .....	-	250 00	250 00	49,475 00	5,900 00	-
Wilton .....	Wilton .....	10,887 22	84 00	10,971 22	152,507 00	32,475 00	-
Windham .....	Windham .....	14,506 63	95 25	14,601 88	246,781 00	65,904 00	550 00
Woolwich .....	Woolwich .....	3,906 12	125 00	4,031 12	93,100 00	7,600 00	-
Totals .....	.....	\$692,570 20	\$91,860 96	\$784,431 16	\$18,610,457 00	\$4,378,757 00	\$55,538 80
<b>MAINE MUTUAL FIRE-MARINE AND MARINE COMPANIES.</b>							
Boothbay Menhaden .....	Boothbay .....	-	-	-	-	\$72,000 00	-
Portland Fishing .....	Portland .....	\$9,426 46	\$719 32	\$10,145 78	-	206,923 00	\$524 09
Totals .....	.....	\$9,426 46	\$719 32	\$10,145 78	-	\$278,923 00	\$524 09
Aggregate .....	.....	\$701,996 66	\$92,580 28	\$794,576 94	\$18,610,457 00	\$4,657,680 00	\$56,062 89

\* No return.

STATISTICAL TABLES.



---

---

MAINE STOCK FIRE-MARINE AND MARINE  
INSURANCE COMPANIES.

---

ABSTRACTS COMPILED FROM THE ANNUAL STATEMENTS OF THE  
STOCK FIRE-MARINE AND MARINE INSURANCE COMPANIES  
OF THE STATE OF MAINE, SHOWING THEIR CONDI-  
TION ON THE 31<sup>ST</sup> DAY OF DECEMBER, 1877.

---

---



**MERCHANTS' MARINE INSURANCE COMPANY.**  
**BANGOR.**

INCORPORATED IN 1870. COMMENCED BUSINESS IN 1870.

J. B. FOSTER, *President.*

JOHN F. KIMBALL, *Secretary.*

**Capital paid up in cash, \$150,000.**

I. ASSETS.

Loans on bond and mortgage, (first liens)..... \$129,300 00

STOCKS AND BONDS OWNED BY THE COMPANY.

	<i>Par value.</i>	<i>Market value.</i>	
Bangor city bonds.....	\$22,000 00	\$22,880 00	
Cleveland city bonds.....	5,000 00	5,125 00	
Dubuque city bonds.....	5,000 00	4,750 00	
Portland city bonds.....	12,000 00	12,360 00	
Penobscot county bonds.....	1,000 00	1,020 00	
U. S. Bonds.....	4,550 00	4,600 00	
Total.....	\$49,550 00	\$50,735 00	50,735 00

LOANS OF COLLATERALS.

	<i>Par value.</i>	<i>Market value.</i>	<i>Amount loaned.</i>	
Farmers' National Bank stock.....	\$200 00	\$250 00	\$200 00	
First National Bank stock.....	2,000 00	2,000 00	2,000 00	
Howard National Bank stock.....	1,000 00	1,100 00	1,000 00	
Kenduskeag National Bank stock...	3,000 00	3,300 00	3,000 00	
Richmond National Bank stock....	500 00	550 00	500 00	
Second National Bank stock.....	3,500 00	4,550 00	4,000 00	
Merchants' National Bank stock....	1,800 00	3,000 00	3,000 00	
Traders' National Bank stock.....	1,000 00	1,100 00	1,000 00	
Bangor Gas Company stock.....	1,100 00	1,100 00	1,000 00	
Eastern Express Company stock....	2,000 00	2,500 00	2,000 00	
Union Pacific Railroad bonds.....	1,000 00	1,030 00	1,000 00	
Bangor city bonds.....	1,500 00	1,560 00	1,500 00	
E. and N. A. Railroad bonds.....	1,000 00	300 00	} 500 00	
Maine Central Railroad bonds.....	300 00	270 00		
Total.....	\$19,900 00	\$22,610 00	\$20,700 00	20,700 00

## MAINE STOCK FIRE-MARINE AND

Cash in the company's principal office and in bank.....	\$19,075 47
Interest due and accrued.....	460 00
Premiums in due course of collection.....	16,422 09
Bills receivable, not matured, taken for marine and inland risks.....	77,986 05
Aggregate of all the admitted assets of the company at their actual value .....	<u>\$314,678 61</u>

## II. LIABILITIES.

Net amount of unpaid losses and claims.....	\$40,000 00
Amount required to safely reinsure all outstanding risks.....	52,535 19
All other demands against the company.....	2,450 00
Total amount of liabilities, except capital stock and net surplus.....	<u>\$94,985 19</u>
Capital actually paid up in cash.....	150,000 00
Surplus beyond capital.....	69,693 42
Aggregate of all liabilities, including stock and net surplus .....	<u>\$314,678 61</u>

## III. INCOME DURING THE YEAR.

Net cash received for premiums, (marine).....	\$72,967 65
Received for interest and dividends from all sources.....	3,065 73
Aggregate amount of income received in cash .....	<u>\$76,033 38</u>

## IV. EXPENDITURES DURING THE YEAR.

Net amount paid for losses, (marine).....	\$46,030 66
Cash dividends actually paid.....	14,950 00
Paid for commissions or brokerage.....	3,594 78
All other expenditures, viz: general expenses.....	4,127 81
Aggregate amount of expenditures in cash.....	<u>\$68,703 25</u>

## V. MISCELLANEOUS.

## RISKS AND PREMIUMS.

	<i>Marine risks.</i>	<i>Premiums.</i>
In force December 31, 1876.....	\$748,840	\$54,741 18
Written during the year.....	1,658,756	75,589 03
Total.....	<u>\$2,407,596</u>	<u>\$130,330 21</u>
Deduct those terminated.....	1,698,267	77,795 02
Net amount in force.....	<u>\$709,329</u>	<u>\$52,535 19</u>

## BUSINESS IN THE STATE OF MAINE DURING THE YEAR.

Risks taken, (marine).....	\$1,658,756 00
Premiums received.....	75,589 03
Losses paid on risks taken.....	46,030 66
Losses incurred in Maine .....	<u>46,030 66</u>



**OCEAN INSURANCE COMPANY.**  
**PORTLAND.**

INCORPORATED IN 1832. COMMENCED BUSINESS IN 1833.

GEO. A. WRIGHT, *President.*

R. O. CONANT, *Secretary.*

**Capital paid up in cash, \$140,000.**

I. ASSETS.

Real estate owned by the company, unincumbered..... \$80,000 00

STOCKS AND BONDS OWNED BY THE COMPANY.

	<i>Par value.</i>	<i>Market value.</i>	
Canal National Bank stock.....	\$3,600 00	\$5,616 00	
Casco National Bank stock.....	10,800 00	15,768 00	
Cumberland National Bank stock.....	2,000 00	2,800 00	
First National Bank stock.....	11,500 00	16,100 00	
Merchants' National Bank stock.....	22,650 00	32,012 00	
Traders' National Bank stock.....	6,900 00	9,591 00	
Portland Company stock.....	2,200 00	1,100 00	
Portland, Bangor and Machias Steamboat Co. stock.....	3,000 00	1,350 00	
Portland and Ogdensburg Railroad stock...	2,500 00	250 00	
Total.....	\$65,150 00	\$84,587 00	84,587 00

Loans secured by collaterals.....	16,346 86	
Cash in the company's principal office and in bank.....	17,764 77	
Interest due and accrued on collateral loans.....	500 00	
Premiums in due course of collection.....	63,041 66	
Bills receivable, not matured, taken for marine and inland risks.....	850 81	
All other property belonging to the company, viz: salvage, reinsurance, etc	33,000 00	

Aggregate of all the admitted assets of the company at their actual  
value..... \$296,091 10

II. LIABILITIES.

Net amount of unpaid losses and claims, (adjusted).....	\$13,500 00	
Amount required to safely reinsure all outstanding risks.....	55,990 41	
All other demands against the company.....	634 00	
Total amount of liabilities, except capital stock and net surplus.....	\$70,124 41	
Capital actually paid up in cash.....	140,000 00	
Surplus beyond capital.....	85,966 69	

Aggregate of all liabilities, including stock and net surplus..... \$296,091 10

## MAINE STOCK FIRE-MARINE AND

## III. INCOME DURING THE YEAR.

Net cash received for premiums, (marine).....	\$62,167 07
Received for interest and dividends from all sources.....	7,414 41
Income from all other sources.....	15,689 09
	<hr/>
Aggregate amount of income received in cash.....	\$85,270 57
	<hr/> <hr/>

## IV. EXPENDITURES DURING THE YEAR.

Net amount paid for losses, (marine).....	\$56,518 68
Cash dividends actually paid.....	14,073 00
Paid for commissions or brokerage.....	2,799 34
Salaries and other charges of officers, clerks and other employees.....	3,444 00
Paid for State, national and local taxes.....	1,128 13
All other expenditures.....	684 30
	<hr/>
Aggregate amount of expenditures in cash.....	\$78,647 45
	<hr/> <hr/>

## V. MISCELLANEOUS.

## RISKS AND PREMIUMS.

	<i>Marine risks.</i>	<i>Premiums.</i>
In force December 31, 1876.....	\$864,446	\$47,466 04
Written during the year.....	1,892,599	79,051 12
	<hr/>	<hr/>
Total.....	\$2,757,045	\$126,517 16
Deduct those terminated and reinsured.....	1,775,147	70,761 75
	<hr/>	<hr/>
Net amount in force.....	\$981,898	\$55,755 41
	<hr/> <hr/>	<hr/> <hr/>

## BUSINESS IN THE STATE OF MAINE DURING THE YEAR.

Risks taken, (marine).....	\$1,892,599 00
Premiums received.....	79,051 12
Losses paid on risks taken.....	56,518 68
Losses incurred in Maine.....	56,518 68
	<hr/> <hr/>

UNION INSURANCE COMPANY.  
BANGOR.

INCORPORATED IN 1862. COMMENCED BUSINESS IN 1862.

ARAD THOMPSON, *President.*

A. F. STETSON, *Secretary.*

**Capital paid up in cash, \$100,000.**

I. ASSETS.

Loans on bond and mortgage, (first liens)..... \$85,300 00

STOCKS AND BONDS OWNED BY THE COMPANY.

	<i>Par value.</i>	<i>Market value.</i>	
Bangor city bonds.....	\$22,000 00	\$22,960 00	
Bath city bonds .....	2,000 00	2,000 00	
Dubuque city bonds.....	5,000 00	4,500 00	
St. Paul city bonds .....	11,000 00	11,550 00	
Total.....	\$40,000 00	\$41,010 00	41,010 00

LOANS ON COLLATERALS.

	<i>Par value.</i>	<i>Market value.</i>	<i>Amount loaned.</i>	
Farmers' National Bank stock....	\$600 00	\$750 00	\$500 00	
Farmers' National Bank stock....	1,000 00	1,250 00	1,000 00	
First National Bank stock .....	5,000 00	6,250 00	5,000 00	
First National Bank stock .....	200 00	} 1,500 00	} 1,250 00	
Second National Bank stock .....	1,000 00			
Merchants' National Bank stock..	500 00	1,000 00	500 00	
Merchants' National Bank stock..	500 00	1,000 00	} 2,000 00	
Traders' National Bank stock ....	1,000 00	1,400 00		
Bangor Gas Company stock .....	200 00	208 00	200 00	
Total .....	\$10,000 00	\$13,358 00	\$10,450 00	10,450 00

Cash in the company's principal office and in bank.....	14,186 05
Interest due and accrued.....	3,902 33
Premiums in due course of collection .....	15,539 16
Bills receivable, not matured, taken for marine and inland risks.....	61,404 32
All other property belonging to the company, viz: salvage.....	800 00

Aggregate of all the admitted assets of the company at their actual value ..... \$232,591 86.

UNADMITTED ASSETS.

Office furniture..... \$1,000 00

## II. LIABILITIES.

Losses unadjusted, including all reported and supposed losses .....	\$13,084 00
Losses resisted, including interest, costs and expenses....	1,500 00
Net amount of unpaid losses and claims .....	\$14,584 00
Amount required to safely reinsure all outstanding risks.....	59,838 65
Total amount of liabilities, except capital stock and net surplus.....	\$74,422 65
Capital actually paid up in cash.....	100,000 00
Surplus beyond capital .....	58,169 21
Aggregate of all liabilities, including stock and net surplus.....	<u>\$232,591 86</u>

## III. INCOME DURING THE YEAR.

Net cash received for premiums, (marine).....	\$82,047 11
Received for interest and dividends from all sources.....	17,340 68
Aggregate amount of income received in cash .....	<u>\$99,387 79</u>

## IV. EXPENDITURES DURING THE YEAR.

Net amount paid for losses, (marine).....	\$51,858 85
Cash dividends actually paid.....	23,000 00
Paid for commissions or brokerage.....	5,096 80
Salaries and other charges of officers, clerks and other employees.....	3,200 00
All other expenditures.....	1,552 33
Aggregate amount of expenditures in cash .....	<u>\$84,707 98</u>

## V. MISCELLANEOUS.

## RISKS AND PREMIUMS.

	<i>Marine risks.</i>	<i>Premiums.</i>
In force December 31, 1876.....	\$722,150	\$58,583 79
Written during the year .....	2,085,176	89,495 61
Total.....	\$2,807,326	\$148,079 40
Deduct those terminated .....	2,018,306	88,240 75
Net amount in force.....	<u>\$789,020</u>	<u>\$59,838 65</u>

## BUSINESS IN THE STATE OF MAINE DURING THE YEAR.

Risks taken, (marine).....	\$2,085,176 00
Premiums received.....	89,495 61
Losses paid on risks taken.....	51,858 85
Losses incurred in Maine.....	<u>51,858 85</u>

---

---


MAINE MUTUAL FIRE, FIRE-MARINE AND  
MARINE INSURANCE COMPANIES.

—◆—

ABSTRACTS COMPILED FROM THE ANNUAL STATEMENTS OF THE  
MUTUAL FIRE, FIRE-MARINE AND MARINE INSURANCE  
COMPANIES OF THE STATE OF MAINE, SHOWING  
THEIR CONDITION FOR 1877.

---

---



**BANGOR MUTUAL FIRE INSURANCE COMPANY.**  
**BANGOR.**

DECEMBER 31, 1877. ORGANIZED IN 1859.

F. M. SABINE, *President.*

J. B. BRADBURY, *Secretary.*

**I. ASSETS.**

U. S. bonds, market value.....	\$9,397 50
State and municipal bonds.....	11,550 00
Corporation bonds, stocks and notes.....	2,200 00
Cash.....	6,283 25
Other assets.....	320 00
Covenants in policies subject to assessment.....	79,056 28
	\$108,807 03

**II. LIABILITIES.**

Losses unadjusted as claimed.....	\$2,200 00
-----------------------------------	------------

**III. INCOME.**

Premiums or advance payments.....	\$17,516 04
Earnings of investments.....	1,386 86
Other income.....	65 65
	\$18,968 55

**IV. EXPENDITURES.**

For expenses of officers, agents and office expenses.....	\$5,912 39
For losses paid during the year.....	9,594 40
For premiums returned for cancelled policies.....	587 10
	\$16,093 89

**V. MISCELLANEOUS.**

Policies issued during the year, 1,406, amount insured.....	\$1,408,538 00
Policies expired and withdrawn during the year, 1,217, amount.....	1,252,159 00
Policies existing at present time, 3,384, amount.....	3,445,408 00
No assessment ever made by the company.	
Premiums paid in advance.	

BRUNSWICK FARMERS' MUTUAL FIRE INSURANCE CO.  
BRUNSWICK.

APRIL 1, 1877. ORGANIZED IN 1862.

JOHN S. GROSS, *President.*

THOMAS U. EATON, *Secretary.*

I. ASSETS.

Premium notes on policies in force or subject to assessments.....	\$11,853 45
Cash.....	67 26
	\$11,920 71

II. LIABILITIES.

For loans.....	\$350 00
----------------	----------

III. INCOME.

Premiums or advance payments.....	\$73 40
Other income.....	1 74
	\$75 14

IV. EXPENDITURES.

For expenses of officers and agents.....	\$62 00
--	---------

V. MISCELLANEOUS.

Policies issued during the year, 44, amount insured.....	\$11,757 00
Policies expired and withdrawn during the year, 3, amount.....	3,050 00
Policies existing at present time, 243, amount.....	197,062 00
3 per cent. of premium note paid in advance.	

CASCO MUTUAL FIRE INSURANCE COMPANY.

CASCO.

DECEMBER 31, 1877. ORGANIZED IN 1868.

WILLIAM H. MERROW, *President.*

SPENCER DECKER, *Secretary.*

I. ASSETS.

Premium notes on policies in force or subject to assessments.....	\$4,015 00
---	------------

II. LIABILITIES.

None beside risks.

III. INCOME.

None.



## IV. EXPENDITURES.

For expenses of officers.....	\$17 50
-------------------------------	---------

## V. MISCELLANEOUS.

Policies issued during the year, 23, amount.....	\$12,170 00
Policies expired and withdrawn during the year, 9, amount.....	4,550 00
Policies existing at present time, 145, amount.....	81,475 00
No premium paid in advance.	

CUMBERLAND MUTUAL FIRE INSURANCE COMPANY.  
CUMBERLAND.

DECEMBER 31, 1877. ORGANIZED IN 1849.

J. B. SWEETSIR, *President.*

D. L. BLANCHARD, *Secretary.*

## I. ASSETS.

Premium notes on policies in force or subject to assessments.....	\$8,360 11
Cash.....	109 00
	\$8,469 11

## II. LIABILITIES.

None beside risks.

## III. INCOME.

Premiums or advance payments.....	\$55 69
Other income.....	1 34
	\$57 03

## IV. EXPENDITURES.

For expenses of officers and office expenses.....	\$19 90
---	---------

## V. MISCELLANEOUS.

Policies issued during the year, 43, amount insured.....	\$34,745 00
Policies expired and withdrawn during the year, 35, amount.....	34,400 00
Policies existing at present time, 205, amount.....	166,282 00
3 per cent. of premium note paid in advance.	

## DANVILLE MUTUAL FIRE INSURANCE COMPANY.

## AUBURN.

---

 JANUARY 7, 1878. ORGANIZED IN 1861.
EBEN JORDAN, *President.*WILLIAM PLUMMER, *Secretary.*

## I. ASSETS.

Premium notes on policies in force or subject to assessments.....	\$7,010 35
Cash.....	397 74
	<hr/>
	\$7,408 09

## II. LIABILITIES.

None beside risks.

## III. INCOME.

Premiums or advance payments .....	\$100 30
Earnings of investments.....	18 00
	<hr/>
	\$118 30

## IV. EXPENDITURES.

For expenses of officers and agents.....	\$23 67
--	---------

## V. MISCELLANEOUS.

Policies issued during the year, 34, amount.....	\$35,461 00
Policies expired and withdrawn during the year, 28, amount .....	25,183 00
Policies existing at present time, 152, amount.....	143,160 00
5 per cent. of premium note paid in advance.	

## ELIOT AND KITTEERY MUTUAL FIRE INSURANCE CO.

## ELIOT.

---

 MAY 1, 1877. ORGANIZED IN 1844.
WARRINGTON PAUL, *President.*ALEX. JUNKINS, *Secretary.*

## I. ASSETS.

Premium notes on policies in force or subject to assessments.....	\$76,124 00
Unpaid assessments, worth .....	1,870 00
Cash.....	881 22
	<hr/>
	\$78,875 22

## II. LIABILITIES.

For loans.....	\$939 66
Other indebtedness.....	309 70
	<hr/>
	\$1,249 36

## III. INCOME.

Premiums or advance payments.....	\$528 66
-----------------------------------	----------

## IV. EXPENDITURES.

For loans paid during the year .....	\$200 00
For expenses of officers and office expenses.....	336 71
For losses paid during the year .....	1,284 41
	<hr/>
	\$1,821 12

## V. MISCELLANEOUS.

Policies issued during the year, 328, amount.....	\$303,900 00
Policies expired and withdrawn during the year, 205, amount.....	166,861 00
Policies existing at present time, 1,303, amount.....	1,256,312 00
3 per cent. of premium note paid in advance.	

## FALMOUTH MUTUAL FIRE INSURANCE COMPANY.

## FALMOUTH.

DECEMBER 31, 1877. ORGANIZED IN 1851.

B. F. HALL, *President.*N. P. NEWMAN, *Secretary.*

## I. ASSETS.

Premium notes on policies in force or subject to assessments.....	\$16,270 55
Unpaid assessments, worth.....	75 50
Cash.....	4 41
	<hr/>
	\$16,350 46

## II. LIABILITIES.

For loans.....	\$200 00
----------------	----------

## III. INCOME.

Premiums or advance payments.....	\$1,677 13
From assessments.....	491 73
	<hr/>
	\$2,168 86

## IV. EXPENDITURES.

For expenses of officers .....	\$8 50
For losses paid during the year.....	700 00
For premiums returned for cancelled policies.....	2,536 00
	<hr/>
	\$3,244 50

## V. MISCELLANEOUS.

Policies issued during the year, 16, amount.....	\$16,020 00
Policies expired and withdrawn during the year, 34, amount.....	25,170 00
Policies existing at present time, 164, amount.....	163,013 00
3 per cent. of premium note paid in advance.	

## FAYETTE MUTUAL FIRE INSURANCE COMPANY.

## FAYETTE.

MARCH 7, 1878. ORGANIZED IN 1858.

P. F. PIKE, *President.*B. R. WOODSUM, *Secretary.*

## I. ASSETS.

Unpaid assessments, worth.....	\$6 51
Cash.....	42 75
	<hr/>
	\$49 26

## II. LIABILITIES.

None beside risks.

## III. INCOME.

Premiums or advance payments.....	\$4 46
-----------------------------------	--------

## IV. EXPENDITURES.

For expenses of officers.....	\$5 00
-------------------------------	--------

## V. MISCELLANEOUS.

Policies issued during the year, 4, amount.....	\$3,575 00
Policies expired and withdrawn during the year, 5, amount.....	1,925 00
Policies existing at present time, 61, amount.....	59,975 00
3 per cent. of premium note paid in advance.	

## FRYEBURG MUTUAL FIRE INSURANCE COMPANY.

## FRYEBURG.

FEBRUARY 15, 1878. ORGANIZED IN 1866.

S. C. HOBBS, *President.*S. L. CHANDLER, *Secretary.*

## I. ASSETS.

Premium notes on policies in force or subject to assessments.....	\$10,394 00
Unpaid assessments, worth.....	25 00
Cash.....	20 00
	<hr/>
	\$10,439 00

## II. LIABILITIES.

None beside risks.

MARINE INSURANCE COMPANIES.

17

III. INCOME.

Premiums or advance payments..... \$35 00

IV. EXPENDITURES.

None.

V. MISCELLANEOUS.

Policies issued during the year, 20, amount..... \$10,394 00  
 Policies expired and withdrawn during the year, 19, amount..... 7,789 00  
 Policies existing at present time, 324, amount ..... 246,987 00  
 \$1.50 and 1 per cent. of premium note paid in advance.

GORHAM FARMERS' MUTUAL FIRE INSURANCE CO.

GORHAM.

AUGUST 18, 1877. ORGANIZED IN 1861.

M. T. FILES, *President.*

ROBIE WHITNEY, *Secretary.*

I. ASSETS.

Premium notes on policies in force or subject to assessments..... \$23,119 00  
 Cash..... 102 70  
 \$23,221 70

II. LIABILITIES.

Losses adjusted and not paid ..... \$6 66

III. INCOME.

Premiums or advance payments..... \$47 00  
 Earnings of investments ..... 5 81  
 \$52 81

IV. EXPENDITURES.

For expenses of officers, agents and office expenses ..... \$47 00

V. MISCELLANEOUS.

Policies issued during the year, 47, amount..... \$43,020 00  
 Policies expired during the year, 30, amount ..... 31,367 00  
 Policies existing at present time, 270, amount..... 231,191 00  
 No premium paid in advance.

## HARPSWELL MUTUAL FIRE INSURANCE COMPANY.

## HARPSWELL.

---

 MARCH 1, 1877. ORGANIZED IN 1855.
THOMAS ALEXANDER, *President.*WILLIAM C. EATON, *Secretary.*


---

 I. ASSETS.

Notes secured by collaterals.....	\$245 93
Premium notes on policies in force or subject to assessments.....	11,220 24
Cash.....	143 78
	<hr/>
	\$11,609 95

## II. LIABILITIES.

None beside risks.

## III. INCOME.

Premiums or advance payments.....	\$113 62
-----------------------------------	----------

## IV. EXPENDITURES.

For expenses of officers, agents and office expenses .....	\$43 39
--	---------

## V. MISCELLANEOUS.

Policies issued during the year, 60, amount.....	\$44,795 00
Policies expired and withdrawn during the year, 46, amount.....	34,302 00
Policies existing at present time, 220, amount. ....	173,618 00
2½ to 4 per cent. of premium note paid in advance.	

---

 HARRISON MUTUAL FIRE INSURANCE COMPANY.

## HARRISON.

---

 JANUARY 31, 1878. ORGANIZED IN 1869.
O. G. COOK, *President.*S. L. WESTON, *Secretary.*


---

 I. ASSETS.

Premium notes on policies in force or subject to assessments.. ..	\$5,966 78
Cash .....	41 01
Other assets .....	50 00
	<hr/>
	\$6,057 79

## II. LIABILITIES.

None beside risks.

## MARINE INSURANCE COMPANIES.

19

## III. INCOME.

Premiums or advance payments.....	\$56 47
-----------------------------------	---------

## IV. EXPENDITURES.

For expenses of officers and office expenses.....	\$27 30
For losses paid during the year.....	4 00
	<hr/>
	\$31 30

## V. MISCELLANEOUS.

Policies issued during the year, 33, amount.....	\$22,535 00
Policies expired and withdrawn during the year, 28, amount.....	15,391 00
Policies existing at present time, 180, amount.....	112,630 00
4 per cent. of premium note paid in advance.	

## JAY MUTUAL FIRE INSURANCE COMPANY.

## JAY.

FEBRUARY 23, 1878. ORGANIZED IN 1860.

R. P. THOMPSON, *President.*N. L. PHINNEY, *Secretary.*

## I. ASSETS.

Premium notes on policies in force or subject to assessments.....	\$6,981 00
Cash.....	188 72
	<hr/>
	\$7,169 72

## II. LIABILITIES.

None beside risks.

## III. INCOME.

Premiums or advance payments.....	\$48 90
Earnings of investments.....	9 02
	<hr/>
	\$57 92

## IV. EXPENDITURES.

For expenses of officers.....	\$19 50
-------------------------------	---------

## V. MISCELLANEOUS.

Policies issued during the year, 21, amount.....	\$13,100 00
Policies expired and withdrawn during the year, 21, amount.....	12,900 00
Policies existing at present time, 163, amount.....	113,400 00
5 per cent. of premium note paid in advance.	

LITCHFIELD MUTUAL FIRE INSURANCE COMPANY.  
LITCHFIELD.

DECEMBER 31, 1877. ORGANIZED IN 1875.

THOMAS HOLMES, *President.*

J. E. CHASE, *Secretary.*

I. ASSETS.

Premium notes on policies in force or subject to assessments.....	\$8,464 26
Cash .....	114 70
	<hr/>
	\$8,578 96

II. LIABILITIES.

None beside risks.

III. INCOME.

Premiums or advance payments.....	\$47 94
-----------------------------------	---------

IV. EXPENDITURES.

None.

V. MISCELLANEOUS.

Policies issued during the year, 30, amount.....	\$24,279 00
Policies expired and withdrawn during the year, 4, amount.....	3,500 00
Policies existing at present time, 185, amount .....	155,829 00
2 per cent. of premium note paid in advance.	

LOVELL MUTUAL FIRE INSURANCE COMPANY.

LOVELL.

DECEMBER 31, 1877. ORGANIZED IN 1865

J. G. HAMBLEN, *President.*

ABEL HEALD, *Secretary.*

I. ASSETS.

Premium notes on policies in force or subject to assessments.....	\$2,997 30
Cash.....	61 64
	<hr/>
	\$3,058 94

II. LIABILITIES.

None beside risks.

III. INCOME.

Premiums or advance payments .....	\$12 60
------------------------------------	---------



## IV. EXPENDITURES.

For expenses of officers and agents.....	\$10 20
--	---------

## V. MISCELLANEOUS.

Policies issued during the year, 17, amount.....	\$10,500 00
Policies expired and withdrawn during the year, 20, amount.....	12,625 00
Policies existing at present time, 83, amount.....	49,955 00
2 per cent. of premium note paid in advance.	

## MONMOUTH MUTUAL FIRE INSURANCE COMPANY.

## MONMOUTH.

DECEMBER 7, 1877. ORGANIZED IN 1836.

AUGUSTUS SPRAGUE, *President.*JAMES G. BLOSSOM, *Secretary.*

## I. ASSETS.

Premium notes on policies in force.....	\$45,034 47
Cash.....	1,967 90
Other assets.....	29 32
	<hr/>
	\$47,031 69

## II. LIABILITIES.

Losses adjusted and not paid.....	\$800 00
Losses unadjusted.....	662 00
Other indebtedness.....	161 43
	<hr/>
	\$1,623 43

## III. INCOME.

Premiums or advance payments.....	\$4,131 04
Earnings of investments.....	201 61
	<hr/>
	\$4,332 65

## IV. EXPENDITURES.

For expenses of officers, agents and office expenses.....	\$1,813 52
For losses paid during the year.....	6,741 32
For premiums returned for cancelled policies.....	276 07
	<hr/>
	\$8,830 91

## V. MISCELLANEOUS.

Policies issued during the year, 734, amount.....	\$548,018 00
Policies expired and withdrawn during the year, 589, amount.....	463,795 00
Policies existing at present time, 3,613, amount.....	2,928,980 00
33½ per cent. of premium paid in advance and premium note given for the balance.	

NORTH YARMOUTH MUTUAL FIRE INSURANCE CO.  
NORTH YARMOUTH.

DECEMBER 31, 1877. ORGANIZED IN 1853.

BENJ. HAMILTON, *President.*

SAMUEL SKILLIN, *Secretary.*

I. ASSETS.

Premium notes on policies in force or subject to assessments.....	\$12,341 75
Cash.....	144 35
	\$12,486 10

II. LIABILITIES.

None beside risks.

III. INCOME.

Premiums or advance payments.....	\$46 22
-----------------------------------	---------

IV. EXPENDITURES.

For expenses of officers and agents.....	\$87 96
For losses paid during the year.....	1,304 50
	\$1,392 46

V. MISCELLANEOUS.

Policies issued during the year, 50, amount.....	\$45,058 00
Policies expired and withdrawn during the year, 47, amount.....	49,850 00
Policies existing at present time, 271, amount.....	236,810 00
2 per cent. of premium note paid in advance.	

NORWAY MUTUAL FIRE INSURANCE COMPANY.

NORWAY.

SEPTEMBER 30, 1877. ORGANIZED IN 1855.

ALBERT SANBORN, *President.*

E. W. HOWE, *Secretary.*

I. ASSETS.

Premium notes on policies in force or subject to assessments.....	\$9,755 00
Unpaid assessments, worth.....	396 00
Cash.....	281 77
	\$10,432 77

II. LIABILITIES.

For loans.....	\$1,158 00
----------------	------------

## MARINE INSURANCE COMPANIES.

23

## III. INCOME.

Premiums or advance payments.....	\$93 93
From assessments.....	1,603 98
	<hr/>
	\$1,097 91

## IV. EXPENDITURES.

For loans paid during the year.....	\$300 00
For losses paid during the year.....	486 25
	<hr/>
	\$786 25

## V. MISCELLANEOUS.

Policies issued during the year, 47, amount.....	\$32,200 00
Policies expired and withdrawn during the year, 34, amount.....	25,150 00
Policies existing at present time, 215, amount.....	155,420 00
5 per cent. of premium note paid in advance.	

## OTISFIELD MUTUAL FIRE INSURANCE COMPANY.

## OTISFIELD.

DECEMBER 31, 1877. ORGANIZED IN 1859.

WILLIAM LAMB, *President.*A. F. NUTTING, *Secretary.*

## I. ASSETS.

Premium notes on policies in force or subject to assessments.....	\$5,934 25
Unpaid assessments, worth.....	30 00
Cash.....	10 72
	<hr/>
	\$5,974 00

## II. LIABILITIES.

None beside risks.

## III. INCOME.

From assessments.....	\$46 51
-----------------------	---------

## IV. EXPENDITURES.

For expenses of officers.....	\$15 00
For losses paid during the year.....	90 00
	<hr/>
	\$105 00

## V. MISCELLANEOUS.

Policies issued during the year, 218, amount.....	\$121,509 00
Policies expired and withdrawn during the year, 202, amount.....	106,492 00
Policies existing at present time, 217, amount.....	120,959 00
No premium paid in advance.	

OXFORD COUNTY PATRONS OF HUSBANDRY MUTUAL  
FIRE INSURANCE COMPANY.

SOUTH PARIS.

DECEMBER 31, 1877. ORGANIZED IN 1876.

ALDEN CHASE, *President.*

P. C. FICKETT, *Secretary.*

I. ASSETS.

Premium notes on policies in force or subject to assessments .....	\$5,539 30
Cash.....	200 00
	\$5,739 30

II. LIABILITIES.

None beside risks.

III. INCOME.

Premiums or advance payments.....	\$162 49
-----------------------------------	----------

IV. EXPENDITURES.

For premiums returned for cancelled policies.....	\$5 62
---	--------

V. MISCELLANEOUS.

Policies issued during the year, 65, amount.....	\$63,896 00
Policies expired during the year, 3, amount .....	2,250 00
Policies existing at present time, 115, amount.....	110,786 00
5 per cent. of premium note paid in advance.	

PATRONS' ANDROSCOGGIN MUTUAL FIRE INS. CO.

AUBURN.

FEBRUARY 6, 1878. ORGANIZED IN 1877.

RUFUS PRINCE, *President.*

F. A. ALLEN, *Secretary.*

I. ASSETS.

Premium notes on policies in force or subject to assessments .....	\$4,108 33
--	------------

II. LIABILITIES.

None beside risks.

III. INCOME.

Premiums or advance payments.....	\$123 25
-----------------------------------	----------

## IV. EXPENDITURES.

For office expenses .....	\$76 65
---------------------------	---------

## V. MISCELLANEOUS.

Policies issued during the year, 69, amount. ....	\$82,167 00
Policies existing at present time, 69, amount.....	82,167 00
3 per cent. of premium note paid in advance.	

## PENOBSCOT MUTUAL FIRE INSURANCE COMPANY.

## BANGOR.

MAY 1, 1877. ORGANIZED IN 1836.

A. G. WAKEFIELD, *President.*CHARLES P. WIGGIN, *Secretary.*

## I. ASSETS.

Premium notes on policies in force or subject to assessments.....	\$136,930 98
Unpaid assessments, worth.....	3,500 00
Cash.....	3,185 64
	<hr/>
	\$143,616 62

## II. LIABILITIES.

Losses unadjusted as claimed.....	\$3,892 00
For loans.....	24,778 00
Other indebtedness.....	2,276 65
	<hr/>
	\$30,946 65

## III. INCOME.

Premiums or advance payments.....	\$985 59
From loans.....	13,750 00
From assessments.....	2,627 81
Other income.....	412 24
	<hr/>
	\$17,775 64

## IV. EXPENDITURES.

For loans paid during the year.....	\$830 04
For expenses of officers, agents and office expenses.....	3,003 51
For losses paid during the year.....	17,121 33
For premiums returned for cancelled policies.....	51 21
	<hr/>
	\$21,006 09

## V. MISCELLANEOUS.

Policies issued during the year, 637, amount.....	\$529,343 00
Policies expired and withdrawn during the year, 655, amount.....	591,350 00
Policies existing at present time, 3,024, amount.....	2,760,199 00
6 per cent. of premium note paid in advance.	

## PISCATAQUIS MUTUAL FIRE INSURANCE COMPANY.

## DOVER.

DECEMBER 26, 1877. ORGANIZED IN 1835.

CHARLES E. KIMBALL, *President.*ASA GETCHELL, *Secretary.*

## I. ASSETS.

Premium notes on policies in force or subject to assessments.....	\$90,444 77
Unpaid assessments, worth.....	500 00
Cash.....	918 45
	<hr/>
	\$91,863 22

## II. LIABILITIES.

Losses adjusted and not paid.....	\$1,675 00
Losses unadjusted as claimed.....	1,900 00
For loans.....	18,143 58
Other indebtedness.....	175 50
	<hr/>
	\$21,894 08

## III. INCOME.

Premiums or advance payments.....	\$769 01
From loans.....	10,215 83
From assessments.....	531 78
	<hr/>
	\$11,516 62

## IV. EXPENDITURES.

For loans paid during the year.....	\$1,407 37
For expenses of officers, agents and office expenses.....	1,117 02
For losses paid during the year.....	9,619 30
For premiums returned.....	122 97
	<hr/>
	\$12,266 66

## V. MISCELLANEOUS.

Policies issued during the year, 774, amount.....	\$519,648 00
Policies expired and withdrawn during the year, 766, amount.....	514,304 00
Policies existing at present time, 2,670, amount.....	1,885,121 00
3 per cent. of premium note paid in advance.	

RAYMOND MUTUAL FIRE INSURANCE COMPANY.  
RAYMOND.

DECEMBER 31, 1877. ORGANIZED IN 1872.

Z. L. WHITNEY, *President.*

F. H. WITHAM, *Secretary.*

I. ASSETS.

Premium notes on policies in force or subject to assessments.....	\$3,848 53
Cash .....	40 00
	<hr/>
	\$3,888 53

II. LIABILITIES.

None beside risks.

III. INCOME.

Premiums or advance payments .....	\$24 15
------------------------------------	---------

IV. EXPENDITURES.

For expenses of officers and agents.....	\$32 32
--	---------

V. MISCELLANEOUS.

Policies issued during the year, 16, amount.....	\$11,175 00
Policies expired and withdrawn during the year, 18, amount .....	11,775 00
Policies existing at present time, 103, amount.....	64,441 00
4 per cent. of premium note paid in advance.	

SACO MUTUAL FIRE INSURANCE COMPANY.

SACO.

DECEMBER 31, 1877. ORGANIZED IN 1827.

JOHN A. BERRY, *President.*

E. P. BURNHAM, *Secretary.*

I. ASSETS.

U. S. bonds, market value.....	\$2,494 05
State and municipal bonds .....	4,970 00
Corporation bonds and stocks.....	24,219 01
Premium notes on policies in force or subject to assessments.....	7,426 86
Cash .....	589 99
	<hr/>
	\$39,699 91

II. LIABILITIES.

Losses adjusted and not paid .....	\$386 10
------------------------------------	----------

## III. INCOME.

Premiums or advance payments.....	\$1,896 63
Earnings of investments.....	1,758 41
Other income.....	22 00
	<hr/>
	\$3,677 04

## IV. EXPENDITURES.

For expenses of officers and office expenses.....	\$670 90
For losses paid during the year.....	779 00
For premiums returned for cancelled policies.....	35 04
For other expenditures.....	46 25
	<hr/>
	\$1,531 19

## V. MISCELLANEOUS.

Policies issued during the year, 135, amount.....	\$159,050 00
Policies expired and withdrawn during the year, 191, amount.....	195,675 00
Policies existing at present time, 579, amount.....	616,176 00
One-half premium paid in advance.	

## SIDNEY MUTUAL FIRE INSURANCE COMPANY.

## SIDNEY.

DECEMBER 31, 1877. ORGANIZED IN 1856.

PAUL T. STEVENS, *President.*

T. D. MERRILL, *Secretary.*

## I. ASSETS.

Premium notes on policies in force or subject to assessments.....	\$2,903 64
Cash.....	33 06
	<hr/>
	\$2,936 70

## II. LIABILITIES.

None beside risks.

## III. INCOME.

Premiums or advance payments.....	\$33 06
From assessments.....	556 44
	<hr/>
	\$589 50

## IV. EXPENDITURES.

For loans paid.....	\$17 59
For expenses of officers and office expenses.....	44 00
For losses paid during the year.....	500 00
	<hr/>
	\$561 59

## V. MISCELLANEOUS.

Policies issued during the year, 27, amount.....	\$22,375 00
Policies expired and withdrawn during the year, 48, amount.....	43,045 00
Policies existing at present time, 95, amount.....	82,451 00
4 per cent. of premium note paid in advance.	



**SOMERSET MUTUAL FIRE INSURANCE COMPANY.  
SKOWHEGAN.**

APRIL 30, 1877. ORGANIZED IN 1836.

SAMUEL ROBINSON, *President.*

T. H. DINSMORE, *Secretary.*

I. ASSETS.

Notes secured by mortgages or collaterals.....	\$4,537 59
Premium notes on policies in force or subject to assessments.....	32,086 26
Unpaid assessments, worth.....	6,047 55
Cash.....	886 93
	\$43,558 33

II. LIABILITIES.

Losses unadjusted as claimed.....	\$3,550 00
For loans.....	1,000 00
	\$4,550 00

III. INCOME.

Premiums or advance payments.....	\$1,612 46
From loans.....	974 37
From assessments.....	5,952 45
Other income.....	64 41
	\$8,603 69

IV. EXPENDITURES.

For expenses of officers, agents and office expenses.....	\$2,006 63
For losses paid during the year.....	3,391 88
For premiums returned for cancelled policies.....	893 13
	\$6,291 64

V. MISCELLANEOUS.

Policies existing at present time, 2,298, amount.....	1,830,982 00
Premium paid in advance in money.	

**UNION FARMERS' MUTUAL FIRE INSURANCE CO.**

**UNION.**

DECEMBER 31, 1877. ORGANIZED IN 1857.

MOSES LUCE, *President.*

GEORGE GAY, *Secretary.*

I. ASSETS.

Premium notes on policies in force or subject to assessments.....	\$6,130 00
Cash.....	107 96
	\$6,237 96

## II. LIABILITIES.

None beside risks.

## III. INCOME.

Premiums or advance payments.....	\$127 29
-----------------------------------	----------

## IV. EXPENDITURES.

For expenses of officers and office expenses .....	\$20 33
--	---------

## V. MISCELLANEOUS.

Policies issued during the year, 36, amount.....	\$29,750 00
Policies expired and withdrawn during the year, 35, amount .....	30,700 00
Policies existing at present time, 73, amount .....	61,300 00
3 per cent. of premium note paid in advance.	

## WARREN FARMERS' MUTUAL FIRE INSURANCE CO.

## WARREN.

DECEMBER 8, 1877. ORGANIZED IN 1871.

JOEL HILLS, *President.*J. P. STARRETT, *Secretary.*

## I. ASSETS.

Premium notes on policies in force or subject to assessments.....	\$3,985 61
Unpaid assessments, worth .....	35 00
Cash .....	94 07
	<hr/>
	\$4,114 68

## II. LIABILITIES.

Due officers.....	\$20 00
-------------------	---------

## III. INCOME.

Premiums or advance payments.....	\$115 07
From loans .....	250 00
From assessments.....	103 14
Other income .....	100 00
	<hr/>
	\$568 21

## IV. EXPENDITURES.

For loans paid.....	\$259 31
For expenses of officers .....	72 00
For losses paid during the year.....	267 77
Other expenditures.....	1 36
	<hr/>
	\$600 44

## V. MISCELLANEOUS.

Policies issued during the year, 27, amount.....	\$24,100 00
Policies expired and withdrawn during the year, 33, amount .....	28,650 00
Policies existing at present time, 144, amount.....	111,890 00
10 per cent. of premium note paid in advance.	

## WATERFORD MUTUAL FIRE INSURANCE COMPANY.

## WATERFORD.

DECEMBER 31, 1877. ORGANIZED IN 1862

OLIVER PORTER, *President.*J. M. SHAW, *Secretary.*

## I. ASSETS.

Premium notes on policies in force or subject to assessments.....	\$2,593 20
Cash.....	49 96
	<u>\$2,643 16</u>

## II. LIABILITIES.

None beside risks.

## III. INCOME.

Premiums or advance payments .....	\$18 61
------------------------------------	---------

## IV. EXPENDITURES.

None.

## V. MISCELLANEOUS.

Policies issued during the year, 29, amount.....	\$17,850 00
Policies expired and withdrawn during the year, 42, amount .....	25,155 00
Policies existing at present time, 75, amount.....	47,340 00
2 per cent. of premium note paid in advance.	

## WELLS MUTUAL FIRE INSURANCE COMPANY.

## WELLS.

DECEMBER 10, 1877. ORGANIZED IN 1836.

DAVID CHICK, *President.*GEORGE B. GOODALE, *Secretary.*

## I. ASSETS.

Premium notes on policies in force or subject to assessments.....	\$22,375 00
Unpaid assessments, worth.....	1,838 77
	<hr/>
	\$24,233 77

## II. LIABILITIES.

Losses adjusted and not paid .....	\$1,750 00
------------------------------------	------------

## III. INCOME.

Premiums or advance payments.....	\$41 09
From assessments.....	6,029 08
	<hr/>
	\$6,070 17

## IV. EXPENDITURES.

For loans paid .....	\$1,863 69
For expenses of officers.....	183 75
For losses paid during the year.....	3,104 64
Other expenditures.....	193 56
	<hr/>
	\$5,345 64

## V. MISCELLANEOUS.

Policies issued during the year, 78, amount.....	\$65,950 00
Policies expired and withdrawn during the year, 113, amount.....	35,406 00
Policies existing at present time, 432, amount.....	377,275 00
.1 per cent. of premium note paid in advance.	

WEST BANGOR AND HERMON MUTUAL FIRE INS. CO.  
HERMON.

JANUARY 1, 1878. ORGANIZED IN 1866.

JOHN KIMBALL, *President.*

S. B. KNOWLES, *Secretary.*

I. ASSETS.

Cash..... \$250 00

II. LIABILITIES.

None beside risks.

III. INCOME.

None.

IV. EXPENDITURES.

For expenses of officers..... \$5 00

V. MISCELLANEOUS.

Policies issued during the year, 7, amount..... \$5,900 00

Policies existing at present time, 62, amount..... 49,475 00

No premium paid in advance.

WILTON MUTUAL FIRE INSURANCE COMPANY.

WILTON.

DECEMBER 31, 1877. ORGANIZED IN 1859.

E. P. PACKARD, *President.*

L. F. ABBOTT, *Secretary.*

I. ASSETS.

Premium notes on policies in force or subject to assessments..... \$10,887 22

Cash..... 84 00

\$10,971 22

II. LIABILITIES.

None beside risks.

III. INCOME.

None.

IV. EXPENDITURES.

For expenses of officers..... \$25 00.

## V. MISCELLANEOUS.

Policies issued during the year, 37, amount.....	\$32,475 00
Policies expired and withdrawn during the year, 17, amount.....	13,750 00
Policies existing at present time, 186, amount.....	152,507 00
1 per cent. of premium note paid in advance.	

WINDHAM MUTUAL FIRE INSURANCE COMPANY.  
WINDHAM.

DECEMBER 29, 1877. ORGANIZED IN 1859.

ALLEY HAWKES, *President.*

LUTHER WISWELL, *Secretary.*

## I. ASSETS.

Premium notes on policies in force or subject to assessments.....	\$14,506 63
Unpaid assessments, worth.....	2 00
Cash.....	93 25
	\$14,601 88

## II. LIABILITIES.

None beside risks.

## III. INCOME.

Premiums or advance payments.....	\$150 00
Earnings of surplus.....	31 42
From assessments.....	537 00
	\$718 42

## IV. EXPENDITURES.

For expenses of officers and office expenses.....	\$65 75
For losses paid.....	550 00
	\$615 75

## V. MISCELLANEOUS.

Policies issued during the year, 92, amount.....	\$65,904 00
Policies expired and withdrawn during the year, 76, amount.....	69,881 00
Policies existing at present time, 343, amount.....	246,781 00
.3 per cent. of premium note paid in advance.	

WOOLWICH MUTUAL FIRE INSURANCE COMPANY.  
WOOLWICH.

DECEMBER 31, 1877. ORGANIZED IN 1862.

N. G. GOULD, *President.*

J. M. BAILEY, *Secretary.*

I. ASSETS.

Premium notes on policies in force or subject to assessments.....	\$3,906 12
Cash.....	125 00
	<hr/>
	\$4,031 12

II. LIABILITIES.

None beside risks.

III. INCOME.

None.

IV. EXPENDITURES.

For expenses of officers.....	\$8 00
-------------------------------	--------

V. MISCELLANEOUS.

Policies issued during the year, 12, amount.....	\$7,600 00
Policies expired and withdrawn during the year, 9, amount.....	5,300 00
Policies existing at present time, 121, amount.....	93,100 00
3 per cent. of premium note paid in advance.	

BOOTHBAY MENHADEN MUTUAL FIRE AND MARINE  
INSURANCE COMPANY.

BOOTHBAY.

DECEMBER 31, 1878. ORGANIZED IN 1876.

R. L. FOWLER, *President.*

GEO. B. KENNISTON, *Secretary.*

I. ASSETS.

None.

II. LIABILITIES.

None beside risks.

III. INCOME.

Premiums or advance payments.....	\$25 00
-----------------------------------	---------

IV. EXPENDITURES.

For expenses of officers ..... \$25 00

V. MISCELLANEOUS.

Policies issued during the year, 9, amount..... \$72,000 00  
 Policies expired during the year, 9, amount..... 72,000 00  
 2 per cent. of premium note paid in advance.

PORTLAND MUTUAL FISHING INSURANCE COMPANY.

PORTLAND.

JANUARY 1, 1878. ORGANIZED IN 1874.

CHARLES P. INGRAHAM, *President.* GEORGE W. RICH, *Secretary.*

I. ASSETS.

Premium notes..... \$9,426 46  
 Unpaid assessments, worth..... 275 42  
 Cash..... 443 90  
 \$10,145 78

II. LIABILITIES.

Losses adjusted and not paid ..... \$524 09  
 Other indebtedness..... 250 00  
 \$774 09

III. INCOME.

From assessments..... \$850 00

IV. EXPENDITURES.

For expenses of officers and office expenses..... \$325 91  
 For paid for losses..... 524 09  
 \$850 00

V. MISCELLANEOUS.

Policies issued during the year, 92, amount..... \$206,923 00  
 Policies expired during the year, 92, amount ..... 206,923 00  
 No premium paid in advance.



---

---


STOCK FIRE, FIRE-MARINE AND MARINE INSUR-  
ANCE COMPANIES OF OTHER STATES.

---

ABSTRACTS COMPILED FROM THE ANNUAL STATEMENTS OF THE STOCK  
FIRE, FIRE-MARINE AND MARINE INSURANCE COMPANIES OF  
OTHER STATES, AUTHORIZED TO DO BUSINESS IN THE  
STATE OF MAINE, SHOWING THEIR CONDITION  
ON THE 31<sup>st</sup> DAY OF DECEMBER, 1877.

---

---



# ÆTNA INSURANCE COMPANY.

HARTFORD, CONN.

INCORPORATED IN 1819. COMMENCED BUSINESS IN 1819.

LUCIUS J. HENDEE, *President.*

JOTHAM GOODNOW, *Secretary.*

Capital paid up in cash, \$3,000,000.

## I. ASSETS.

Real estate owned by the company, unincumbered.....	\$365,000 00
Loans on bond and mortgage, (first liens).....	94,060 00
Stocks and bonds owned by the company, market value.....	5,211,640 69
Loans secured by collaterals.....	5,000 00
Cash in the company's principal office and in bank.....	605,246 82
Interest due and accrued.....	16,898 49
Premiums in due course of collection.....	486,021 15
<hr/>	
Aggregate of all the admitted assets of the company at their actual value .....	<u>\$6,783,867 15</u>

## II. LIABILITIES.

Losses adjusted and unpaid.....	\$29,174 48
Losses unadjusted, including all reported and supposed losses.....	156,958 66
Losses resisted, including interest, costs and expenses....	28,861 67
<hr/>	
Net amount of unpaid losses and claims.....	\$214,994 81
Amount required to safely reinsure all outstanding risks.....	1,729,529 08
All other demands against the company, viz: commissions, etc.....	67,473 38
<hr/>	
Total amount of liabilities, except capital stock and net surplus.....	\$2,011,997 27
Capital actually paid up in cash.....	3,000,000 00
Surplus beyond capital .....	1,771,869 38
<hr/>	
Aggregate of all liabilities, including stock and net surplus.....	<u>\$6,783,867 15</u>

## III. INCOME DURING THE YEAR.

	<i>Fire.</i>	<i>Inland.</i>	
Net cash received for premiums.....	\$2,833,060 51	\$81,652 56	\$2,914,713 07
Received for interest and dividends from all sources.....			338,266 70
Income from all other sources, viz: rents.....			7,415 81
Aggregate amount of income received in cash .....			<u>\$3,260,395 58</u>

## IV. EXPENDITURES DURING THE YEAR.

	<i>Fire.</i>	<i>Inland.</i>	
Net amount paid for losses.....	\$1,935,285 52	\$50,779 51	\$1,986,065 03
Cash dividends actually paid.....			660,000 00
Paid for commissions or brokerage.....			442,891 00
Salaries and other charges of officers, clerks and other employees.....			163,468 89
Paid for State, national and local taxes.....			57,802 48
All other expenditures, viz: general expenses.....			145,431 00
Aggregate amount of expenditures in cash .....			<u>\$3,455,658 40</u>

## V. MISCELLANEOUS.

	RISKS AND PREMIUMS.			
	<i>Fire risks.</i>	<i>Premiums.</i>	<i>Inland risks.</i>	<i>Premiums.</i>
In force December 31, 1876..	\$252,822,907	\$3,353,519 92	\$82,000	\$2,950 00
Written during the year....	268,239,050	3,014,915 55	15,567,346	105,140 35
Total.....	<u>\$521,061,957</u>	<u>\$6,368,432 47</u>	<u>\$15,649,346</u>	<u>\$108,090 35</u>
Deduct those terminated and reinsured .....	242,849,744	3,020,584 54	15,614,346	107,240 35
Net amount in force....	<u>\$278,212,213</u>	<u>\$3,347,847 93</u>	<u>\$35,000</u>	<u>\$850 00</u>

## BUSINESS IN THE STATE OF MAINE DURING THE YEAR.

Risks taken, (fire) .....	\$7,811,622 00
Premiums received.....	96,431 56
Losses paid on risks taken.....	99,788 53
Losses incurred in Maine.....	<u>80,168 73</u>

ALLIANCE INSURANCE COMPANY.  
BOSTON, MASS.

INCORPORATED IN 1875. COMMENCED BUSINESS IN 1875.

GEORGE H. LONG, *President*.

CHAS. R. HOWARD, *Secretary*.

Capital paid up in cash, \$200,000.

I. ASSETS.

Real estate owned by the company, unincumbered.....	\$70,300 00
Loans on bond and mortgage, (first liens) .....	27,200 00
Stocks and bonds owned by the company, market value .....	120,241 25
Loans secured by collaterals.....	58,817 00
Cash in the company's principal office and in bank .....	23,805 12
Interest due and accrued.....	3,451 57
Premiums in due course of collection.....	17,931 86
	<u>          </u>
Aggregate of all the admitted assets of the company at their actual value .....	\$321,746 80
	<u>          </u>

II. LIABILITIES.

Losses adjusted and unpaid.....	\$6,659 15
Losses unadjusted, including all reported and supposed losses.....	8,500 00
Losses resisted, including interest, costs and expenses....	629 00
	<u>          </u>
Net amount of unpaid losses and claims.....	\$15,788 15
Amount required to safely reinsure all outstanding risks.....	75,522 25
All other demands against the company, viz: commissions, etc .....	3,723 31
	<u>          </u>
Total amount of liabilities, except capital stock and net surplus.....	\$95,033 71
Capital actually paid up in cash.....	200,000 00
Surplus beyond capital .....	26,713 09
	<u>          </u>
Aggregate of all liabilities, including stock and net surplus .....	\$321,746 80
	<u>          </u>

III. INCOME DURING THE YEAR.

Net cash received for premiums, (fire).....	\$117,728 25
Received for interest and dividends from all sources.....	7,205 62
Income from all other sources, viz: rents, etc.....	2,756 95
	<u>          </u>
Received for calls on capital.....	\$70,000
	<u>          </u>
Aggregate amount of income received in cash.....	\$127,690 82
	<u>          </u>

## IV. EXPENDITURES DURING THE YEAR.

Net amount paid for losses, (fire).....	\$68,512 52
Paid for commissions or brokerage.....	23,299 18
Salaries and other charges of officers, clerks and other employees.....	8,859 72
Paid for State, national and local taxes.....	3,904 41
All other expenditures, viz: general expenses.....	18,281 07
Aggregate amount of expenditures in cash.....	<u>\$122,856 90</u>

## V. MISCELLANEOUS.

## RISKS AND PREMIUMS.

	<i>Fire risks.</i>	<i>Premiums.</i>
In force December 31, 1876.....	\$12,574,683	\$156,905 73
Written during the year.....	10,976,474	142,077 25
Total.....	<u>\$23,551,157</u>	<u>\$298,982 98</u>
Deduct those terminated and reinsured.....	11,618,348	151,966 64
Net amount in force.....	<u>\$10,932,809</u>	<u>\$147,016 34</u>

## BUSINESS IN THE STATE OF MAINE DURING THE YEAR.

Risks taken, (fire).....	\$215,195 00
Premiums received.....	3,038 49
Losses paid on risks taken.....	1,351 12
Losses incurred in Maine.....	1,351 12
Amount of taxes paid to the State of Maine on premiums.....	60 77

## AMERICAN CENTRAL INSURANCE COMPANY.

ST. LOUIS, MO.

INCORPORATED IN 1853. COMMENCED BUSINESS IN 1853.

GEORGE T. CRAM, *President.*JAMES NEWMAN, *Secretary.*

Capital paid up in cash, \$300,000.

## I. ASSETS.

Stocks and bonds owned by the company, market value.....	\$717,000 00
Cash in the company's principal office and in bank.....	32,556 42
Premiums in due course of collection.....	47,384 70
Aggregate of all the admitted assets of the company at their actual value.....	<u>\$796,941 12</u>

## II. LIABILITIES.

Losses adjusted and unpaid.....	\$5,655 84
Losses unadjusted, including all reported and supposed losses.....	20,655 00
Losses resisted, including interest, costs and expenses....	41,500 00
Net amount of unpaid losses and claims.....	\$67,810 84
Amount required to safely reinsure all outstanding risks.....	213,590 87
All other demands against the company, viz: commissions, etc.....	7,705 62
Total amount of liabilities, except capital stock and net surplus.....	\$289,107 33
Capital actually paid up in cash.....	300,000 00
Surplus beyond capital.....	207,833 79
Aggregate of all liabilities, including stock and net surplus.....	<u>\$796,941 12</u>

## III. INCOME DURING THE YEAR.

Net cash received for premiums, (fire).....	\$385,592 24
Received for interest and dividends from all sources.....	37,702 07
Aggregate amount of income received in cash.....	<u>\$423,294 31</u>

## IV. EXPENDITURES DURING THE YEAR.

Net amount paid for losses, (fire).....	\$185,439 06
Cash dividends actually paid.....	39,663 75
Paid for commissions or brokerage.....	66,233 08
Salaries and other charges of officers, clerks and other employees.....	28,848 75
Paid for State, national and local taxes.....	8,619 16
All other expenditures, viz: general expenses.....	39,216 98
Aggregate amount of expenditures in cash.....	<u>\$368,020 78</u>

## V. MISCELLANEOUS.

## RISKS AND PREMIUMS.

	<i>Fire risks.</i>	<i>Premiums.</i>
In force December 31, 1876.....	\$25,256,605	\$414,552 19
Written during the year.....	31,499,742	452,291 95
Total.....	<u>\$56,756,347</u>	<u>\$866,844 14</u>
Deduct those terminated and reinsured.....	28,970,763	433,329 91
Net amount in force.....	<u>\$27,785,584</u>	<u>\$433,514 23</u>

## BUSINESS IN THE STATE OF MAINE DURING THE YEAR.

Risks taken, (fire).....	\$213,697 00
Premiums received.....	3,661 39
Losses paid on risks taken.....	1,605 00
Losses incurred in Maine.....	605 00
Amount of taxes paid to the State of Maine on premiums.....	33 88

**AMERICAN FIRE INSURANCE COMPANY.**  
**PHILADELPHIA, PA.**

INCORPORATED IN 1810. COMMENCED BUSINESS IN 1810.

THOMAS R. MARIS, *President.*

A. C. L. CRAWFORD, *Secretary.*

**Capital paid up in cash, \$400,000.**

I. ASSETS.

Real estate owned by the company, unincumbered.....	\$150,100 00
Loans on bond and mortgage, (first liens).....	422,439 50
Stocks and bonds owned by the company, market value.....	486,806 00
Loans secured by collaterals.....	69,078 98
Amount of all other loans, viz: ground rents.....	41,040 83
Cash in the company's principal office and in bank.....	85,082 12
Interest due and accrued.....	15,989 54
Premiums in due course of collection.....	22,747 52
All other property belonging to the company.....	376 77

Aggregate of all the admitted assets of the company at their actual value..... \$1,293,661 26

II. LIABILITIES.

Losses adjusted and unpaid.....	\$5,893 43
Losses unadjusted, including all reported and supposed losses.....	7,687 57
Losses resisted, including interest, costs and expenses....	5,500 00
Net amount of unpaid losses and claims.....	\$19,081 00
Amount required to safely reinsure all outstanding risks.....	175,128 72
Amount reclaimable on perpetual fire policies.....	272,376 70
All other demands against the company, viz: commissions, etc.....	6,840 89

Total amount of liabilities, except capital stock and net surplus..... \$473,427 31  
 Capital actually paid up in cash..... 400,000 00  
 Surplus beyond capital..... 420,233 95

Aggregate of all liabilities, including stock and net surplus..... \$1,293,661 26

III. INCOME DURING THE YEAR.

Net cash received for premiums, (fire).....	\$333,667 91
Received for interest and dividends from all sources.....	56,726 41
Income from all other sources, viz: rents, etc.....	4,474 01

Aggregate amount of income received in cash..... \$394,868 33



## IV. EXPENDITURES DURING THE YEAR.

Net amount paid for losses, (fire).....	\$202,056	25
Cash dividends actually paid.....	39,800	00
Paid for commissions or brokerage.....	134	42
Salaries and other charges of officers, clerks and other employees.....	97,347	76
Paid for State, national and local taxes.....	13,328	23
All other expenditures, viz: general expenses.....	7,627	55
Aggregate amount of expenditures in cash.....	\$360,294	21

## V. MISCELLANEOUS.

## RISKS AND PREMIUMS.

	<i>Fire risks.</i>	<i>Premiums.</i>
In force December 31, 1876.....	\$35,589,434	\$404,877 08
Written during the year.....	39,288,207	369,826 90
Total.....	\$74,877,641	\$774,703 98
Deduct those terminated and reinsured.....	43,242,819	442,528 86
Net amount in force.....	\$31,634,822	\$332,175 12

## BUSINESS IN THE STATE OF MAINE DURING THE YEAR.

Risks taken, (fire).....	\$213,235 00
Premiums received.....	2,850 01
Losses paid on risks taken.....	2,036 41
Losses incurred in Maine.....	2,920 94
Amount of taxes paid to the State of Maine on premiums.....	85 50

## AMITY INSURANCE COMPANY.

## NEW YORK CITY.

INCORPORATED IN 1873. COMMENCED BUSINESS IN 1873.

EDWARD MERRITT, *President.*NATHAN HARPER, *Secretary.*

Capital paid up in cash, \$200,000.

## I. ASSETS.

Real estate owned by the company, unincumbered.....	\$4,500 00
Loans on bond and mortgage, (first liens).....	8,000 00
Stocks and bonds owned by the company, market value.....	179,950 00
Loans secured by collaterals.....	6,920 00
Cash in the company's principal office and in bank.....	4,504 89
Interest due and accrued.....	1,028 94

## STOCK FIRE, FIRE-MARINE AND MARINE

Premiums in due course of collection .....	\$8,038 27
Bills receivable, not matured, taken for inland risks.....	600 00
All other property belonging to the company, viz: salvage, etc.....	8,823 83
Aggregate of all the admitted assets of the company at their actual value .....	<u>\$222,365 93</u>

## II. LIABILITIES.

Losses adjusted and unpaid.....	\$1,003 19
Losses unadjusted, including all reported and supposed losses.....	700 00
Losses resisted, including interest, costs and expenses....	1,800 00
Net amount of unpaid losses and claims.....	<u>\$3,503 19</u>
Reinsurance on fire risks .....	\$24,748 89
Reinsurance on marine and inland risks.....	1,107 00
Amount required to safely reinsure all outstanding risks.....	25,855 89
All other demands against the company, viz: commissions.....	913 25
Total amount of liabilities, except capital stock.....	<u>\$30,272 33</u>
Capital actually paid up in cash.....	200,000 00
Aggregate of all liabilities, including stock.....	<u>\$230,272 33</u>

## III. INCOME DURING THE YEAR.

	<i>Fire.</i>	<i>Inland.</i>	
Net cash received for premiums.....	\$72,043 21	\$2,689 00	\$74,732 21
Received for interest and dividends from all sources.....			11,694 41
Income from all other sources, viz: rents.....			163 45
Aggregate amount of income received in cash .....			<u>\$86,590 07</u>

## IV. EXPENDITURES DURING THE YEAR.

	<i>Fire.</i>	<i>Inland.</i>	
Net amount paid for losses.....	\$45,241 46	\$2,596 70	\$47,838 16
Cash dividends actually paid.....			8,000 00
Paid for commissions or brokerage.....			14,897 64
Salaries and other charges of officers, clerks and other employees.....			9,750 00
Paid for State, national and local taxes.....			97 65
All other expenditures, viz: general expenses.....			12,757 81
Aggregate amount of expenditures in cash .....			<u>\$93,341 26</u>

## V. MISCELLANEOUS.

## RISKS AND PREMIUMS.

	<i>Fire risks.</i>	<i>Premiums.</i>	<i>Inland risks.</i>	<i>Premiums.</i>
In force December 31, 1876...	\$6,220,567	\$46,046 14	\$32,750	\$1,457 50
Written during the year.....	7,427,920	79,278 03	77,500	2,839 00
Total.....	\$13,648,487	\$125,324 17	\$110,250	\$4,296 50
Deduct those terminated and reinsured.....	8,137,489	77,034 77	53,750	2,082 50
Net amount in force.....	\$5,510,998	\$48,289 40	\$56,500	\$2,214 00

## BUSINESS IN THE STATE OF MAINE DURING THE YEAR.

Risks taken, (fire) .....	\$47,711 00
Premiums received.....	822 68
Amount of taxes paid to the State of Maine on premiums.....	16 45

## ATLANTIC INSURANCE COMPANY.

## BROOKLYN, N. Y.

INCORPORATED IN 1871. COMMENCED BUSINESS IN 1872.

JOHN D. COCKS, *President.*WM. D. CORNELL, *Secretary.*

Capital paid up in cash, \$200,000.

## I. ASSETS.

Loans on bond and mortgage, (first liens)...	\$94,500 00
Stocks and bonds owned by the company, market value.....	221,562 50
Loans secured by collaterals.....	53,600 00
Cash in the company's principal office and in bank.....	45,889 39
Interest due and accrued.....	895 05
Premiums in due course of collection .....	20,301 01
Aggregate of all the admitted assets of the company at their actual value .....	\$436,747 95

## II. LIABILITIES.

Losses adjusted and unpaid.....	\$11,511 62
Losses unadjusted, including all reported and supposed losses .....	5,777 07
Losses resisted, including interest, costs and expenses....	10,250 70
Net amount of unpaid losses and claims.....	\$27,539 39

## STOCK FIRE, FIRE-MARINE AND MARINE

Amount required to safely reinsure all outstanding risks.....	\$96,634 59
All other demands against the company, viz: commissions .....	3,002 10
Total amount of liabilities, except capital stock and net surplus.....	<u>\$127,176 08</u>
Capital actually paid up in cash.....	200,000 00
Surplus beyond capital .....	109,571 87
Aggregate of all liabilities, including stock and net surplus.....	<u><u>\$436,747 95</u></u>

## III. INCOME DURING THE YEAR.

Net cash received for premiums, (fire) .....	\$311,316 45
Received for interest and dividends from all sources.....	22,851 91
Aggregate amount of income received in cash.....	<u><u>\$334,168 36</u></u>

## IV. EXPENDITURES DURING THE YEAR.

Net amount paid for losses, (fire).....	\$214,216 48
Cash dividends actually paid.....	20,000 00
Paid for commissions or brokerage.....	44,711 19
Salaries and other charges of officers, clerks and other employees.....	24,554 00
Paid for State, national and local taxes.....	9,362 93
All other expenditures, viz: general expenses.....	27,931 92
Aggregate amount of expenditures in cash .....	<u><u>\$340,776 52</u></u>

## V. MISCELLANEOUS.

## RISKS AND PREMIUMS.

	<i>Fire risks.</i>	<i>Premiums.</i>
In force December 31, 1876.....	\$23,257,089	\$214,321 30
Written during the year.....	35,473,733	369,323 03
Total.....	<u>\$58,730,822</u>	<u>\$583,644 33</u>
Deduct those terminated and reinsured.....	35,226,561	394,484 91
Net amount in force.....	<u><u>\$23,504,261</u></u>	<u><u>\$189,159 42</u></u>

## BUSINESS IN THE STATE OF MAINE DURING THE YEAR.

Risks taken, (fire) .....	\$204,187 00
Premiums received.....	2,507 09
Losses paid on risks taken.....	909 30
Losses incurred in Maine.....	909 30
Amount of taxes paid to the State of Maine on premiums.....	31 95

**ATLANTIC FIRE AND MARINE INSURANCE COMPANY.**  
**PROVIDENCE, R. I.**

INCORPORATED IN 1852. COMMENCED BUSINESS IN 1852.

J. S. PARISH, *President.*

T. W. HAYWARD, JR., *Secretary.*

**Capital paid up in cash, \$200,000.**

**I. ASSETS.**

Real estate owned by the company, unincumbered.....	\$145,780 26
Stocks and bonds by the company, market value .....	101,636 00
Cash in the company's principal office and in bank .....	155 82
Premiums in due course of collection.....	10,194 25
All other property belonging to the company, viz: rents, etc.....	3,717 88
<hr/>	
Aggregate of all the admitted assets of the company at their actual value .....	<u>\$261,484 21</u>

**UNADMITTED ASSETS.**

Claim against assignee.....	<u>\$1,358 30</u>
-----------------------------	-------------------

**II. LIABILITIES.**

Losses adjusted and unpaid.....	\$1,449 13	
Losses unadjusted, including all reported and supposed losses.....	7,590 00	
<hr/>		
Net amount of unpaid losses and claims.....		\$9,039 13
Reinsurance on fire risks.....	\$36,297 28	
Reinsurance on marine risks.....	486 25	
<hr/>		
Amount required to safely reinsure all outstanding risks.....		36,783 53
Due and to become due for borrowed money.....		12,006 85
All other demands against the company.....		2,611 88
<hr/>		
Total amount of liabilities, except capital stock and net surplus.....		\$60,441 39
Capital actually paid up in cash.....		200,000 00
Surplus beyond capital.....		1,042 82
<hr/>		
Aggregate of all liabilities, including stock and net surplus.....		<u>\$261,484 21</u>

**III. INCOME DURING THE YEAR.**

	<i>Fire.</i>	<i>Marine.</i>	
Net cash received for premiums .....	\$62,606 84	\$6,596 14	
<hr/>			\$69,202 98
Received for interest and dividends from all sources.....			4,970 64
Income from all other sources, viz: rents, etc.....			9,940 48
<hr/>			
Aggregate amount of income received in cash.....			<u>\$84,114 10</u>

## STOCK FIRE, FIRE-MARINE AND MARINE

## IV. EXPENDITURES DURING THE YEAR.

	<i>Fire.</i>	<i>Marine.</i>	
Net amount paid for losses.....	\$55,794 70	\$3,747 26	\$59,541 96
Cash dividends actually paid.....			9,129 00
Paid for commissions or brokerage.....			11,194 75
Salaries and other charges of officers, clerks and other employees.....			12,245 73
Paid for State, national and local taxes.....			2,916 15
All other expenditures, viz: general expenses.....			4,558 04
Aggregate amount of expenditures in cash.....			<u>\$99,585 63</u>

## V. MISCELLANEOUS.

## RISKS AND PREMIUMS.

	<i>Fire risks.</i>	<i>Premiums.</i>	<i>Marine risks.</i>	<i>Premiums.</i>
In force December 31, 1876..	\$5,445,826	\$76,141 41	\$141,192	\$2,035 18
Written during the year....	5,966,216	73,833 36	1,347,292	12,908 65
Total.....	<u>\$11,412,042</u>	<u>\$149,974 77</u>	<u>\$1,488,484</u>	<u>\$14,943 83</u>
Deduct those terminated and reinsured.....	6,260,328	78,730 32	1,454,436	14,457 58
Net amount in force ....	<u>\$5,151,714</u>	<u>\$71,244 45</u>	<u>\$34,048</u>	<u>\$486 25</u>

## BUSINESS IN THE STATE OF MAINE DURING THE YEAR.

Risks taken, (fire) .....	\$75,475 00
Premiums received.....	686 96
Losses paid on risks taken.....	335 50
Losses incurred in Maine.....	35 50
Amount of taxes paid to the State of Maine on premiums.....	<u>13 74</u>

**BOSTON MARINE INSURANCE COMPANY.**  
**BOSTON, MASS.**

INCORPORATED IN 1873. COMMENCED BUSINESS IN 1874.

R. B. FULLER, *President.*

THOMAS H. LORD, *Secretary.*

**Capital paid up in cash, \$500,000.**

I. ASSETS.

Loans on bond and mortgage, (first liens).....	\$107,700 00
Stocks and bonds owned by the company, market value .....	275,566 20
Loans secured by collaterals.....	31,000 00
Cash in the company's principal office and in bank.....	248,231 78
Interest due and accrued.....	5,979 62
Premiums in due course of collection.....	125,155 22
Bills receivable, not matured, taken for marine and inland risks.....	375,911 60
All other property belonging to the company.....	2,063 68
Aggregate of all the admitted assets of the company at their actual value .....	<u>\$1,171,608 10</u>

UNADMITTED ASSETS.

Loan on personal security .....	<u>\$1,817 50</u>
---------------------------------	-------------------

II. LIABILITIES.

Net amount of unpaid losses and claims, (unadjusted).....	\$142,706 82
Amount required to safely reinsure all outstanding risks.....	391,385 03
Total amount of liabilities, except capital stock and net surplus.....	<u>\$534,091 85</u>
Capital actually paid up in cash.....	500,000 00
Surplus beyond capital .....	137,516 25
Aggregate of all liabilities, including stock and net surplus .....	<u>\$1,171,608 10</u>

III. INCOME DURING THE YEAR.

Net cash received for premiums, (marine).....	\$739,871 89
Received for interest and dividends from all sources .....	31,011 83
Aggregate amount of income received in cash.....	<u>\$770,883 72</u>

IV. EXPENDITURES DURING THE YEAR.

Net amount paid for losses, (marine).....	\$753,172 10
Cash dividends actually paid .....	50,000 00
Paid for commissions or brokerage.....	46,252 94
Salaries and other charges of officers, clerks and other employees.....	61,162 73
Paid for State, national and local taxes.....	11,981 82
Aggregate amount of expenditures in cash .....	<u>\$922,569 59</u>

## V. MISCELLANEOUS.

## RISKS AND PREMIUMS.

	<i>Marine risks.</i>	<i>Premiums.</i>
In force December 31, 1876.....	\$11,060,683	\$498,316 92
Written during the year.....	49,142,833	946,472 35
Total.....	<u>\$60,203,516</u>	<u>\$1,444,789 27</u>
Deduct those terminated and reinsured .....	53,613,748	1,053,404 24
Net amount in force.....	<u>\$6,589,768</u>	<u>\$391,385 03</u>

## BUFFALO GERMAN INSURANCE COMPANY.

BUFFALO, N. Y.

INCORPORATED IN 1867. COMMENCED BUSINESS IN 1867.

PHILIP BECKER, *President.*OLIVER J. EGGERT, *Secretary.*

Capital paid up in cash, \$200,000.

## I. ASSETS.

Real estate owned by the company, unincumbered.....	\$275,000 00
Loans on bond and mortgage, (first liens).....	35,150 00
Stocks and bonds owned by the company, market value.....	298,210 27
Loans secured by collaterals.....	18,750 00
Cash in the company's principal office and in bank.....	49,271 64
Interest due and accrued.....	2,126 41
Premiums in due course of collection.....	23,271 37
All other property belonging to the company, viz: rents, etc.....	294 57
Aggregate of all the admitted assets of the company at their actual value .....	<u>\$702,074 26</u>

## II. LIABILITIES.

Losses adjusted and unpaid.....	\$1,663 05
Losses unadjusted, including all reported and supposed losses.....	6,650 00
Losses resisted, including interest, costs and expenses....	2,405 00
Net amount of unpaid losses and claims.....	<u>\$10,718 05</u>
Amount required to safely reinsure all outstanding risks.....	106,148 11
All other demands against the company, viz: commissions .....	3,411 60
Total amount of liabilities, except capital stock and net surplus...	<u>\$120,277 76</u>



Capital actually paid up in cash.....	\$200,000 00
Surplus beyond capital .....	381,796 50
Aggregate of all liabilities, including stock and net surplus.....	<u>\$702,074 26</u>

## III. INCOME DURING THE YEAR.

Net cash received for premiums, (fire) .....	\$199,541 97
Received for interest and dividends from all sources.....	20,158 33
Income from all other sources, viz: rents, etc.....	13,185 51
Aggregate amount of income received in cash.....	<u>\$232,885 81</u>

## IV. EXPENDITURES DURING THE YEAR.

Net amount paid for losses, (fire).....	\$106,126 61
Cash dividends actually paid.....	30,000 00
Paid for commissions or brokerage.....	32,874 92
Salaries and other charges of officers, clerks and other employees.....	12,734 83
Paid for State, national and local taxes.....	3,378 29
All other expenditures, viz: general expenses.....	16,845 48
Aggregate amount of expenditures in cash.....	<u>\$201,960 13</u>

## V. MISCELLANEOUS.

## RISKS AND PREMIUMS.

	<i>Fire risks.</i>	<i>Premiums.</i>
In force December 31, 1876.....	\$22,901,596	\$239,393 16
Written during the year .....	24,341,722	220,043 93
Total.....	<u>\$47,243,318</u>	<u>\$459,437 09</u>
Deduct those terminated and reinsured .....	25,341,739	250,445 73
Net amount in force.....	<u>\$21,901,579</u>	<u>\$208,991 36</u>

## BUSINESS IN THE STATE OF MAINE DURING THE YEAR.

Risks taken, (fire).....	\$182,701 00
Premiums received .....	1,736 53
Losses paid on risks taken.....	421 72
Losses incurred in Maine.....	304 07
Amount of taxes paid to the State of Maine on premiums.....	26 30

## COMMERCE INSURANCE COMPANY.

ALBANY, N. Y.

INCORPORATED IN 1859. COMMENCED BUSINESS IN 1859.

ADAM VAN ALLEN, *President.*R. V. DEWITT, *Secretary.*

## Capital paid up in cash, \$200,000.

## I. ASSETS.

Real estate owned by the company, unincumbered.....	\$40,000 00
Stocks and bonds owned by the company, market value.....	326,850 00
Loans secured by collaterals.....	11,900 00
Cash in the company's principal office and in bank.....	24,439 68
Interest and rents due and accrued.....	1,066 66
Premiums in due course of collection.....	3,024 57
Aggregate of all the admitted assets of the company at their actual value.....	<u>\$407,220 91</u>

## II. LIABILITIES.

Net amount of unpaid losses and claims, (unadjusted).....	\$6,950 00
Amount required to safely reinsure all outstanding risks.....	47,774 17
Total amount of liabilities, except capital stock and net surplus.....	<u>\$54,724 17</u>
Capital actually paid up in cash.....	200,000 00
Surplus beyond capital.....	152,496 74
Aggregate of all liabilities, including stock and net surplus.....	<u>\$407,220 91</u>

## III. INCOME DURING THE YEAR.

Net cash received for premiums, (fire).....	\$85,221 30
Received for interest and dividends from all sources.....	18,881 24
Income from all other sources.....	2,816 88
Aggregate amount of income received in cash.....	<u>\$106,919 42</u>

## IV. EXPENDITURES DURING THE YEAR.

Net amount paid for losses, (fire).....	\$33,945 32
Cash dividends actually paid.....	32,000 00
Paid for commissions or brokerage.....	12,209 97
Salaries and other charges of officers, clerks and other employees.....	11,619 00
Paid for State, national and local taxes.....	3,297 16
All other expenditures.....	7,739 36
Aggregate amount of expenditures in cash.....	<u>\$100,810 81</u>

## V. MISCELLANEOUS.

## RISKS AND PREMIUMS.

	<i>Fire risks.</i>	<i>Premiums.</i>
In force December 31, 1876.....	\$10,185,928	\$103,742 97
Written during the year .....	10,623,141	94,692 18
Total.....	<u>\$20,809,069</u>	<u>\$198,435 15</u>
Deduct those terminated and reinsured.....	10,869,475	102,648 71
Net amount in force.....	<u>\$9,939,594</u>	<u>\$95,786 44</u>

## BUSINESS IN THE STATE OF MAINE DURING THE YEAR.

Risks taken, (fire).....	\$265,150 00
Premiums received .....	2,522 65
Losses paid on risks taken.....	143 00
Losses incurred in Maine.....	143 00
Amount of taxes paid to the State of Maine on premiums.....	<u>47 51</u>

COMMERCE FIRE INSURANCE COMPANY.  
NEW YORK CITY.

INCORPORATED IN 1859. COMMENCED BUSINESS IN 1859.

DUNCAN McDougall, *President.*

WILLIAM E. HOXIE, *Secretary.*

Capital paid up in cash, \$200,000.

## I. ASSETS.

Loans on bond and mortgage, (first liens).....	\$36,000 00
Stocks and bonds owned by the company, market value.....	200,686 25
Cash in the company's principal office and in bank.....	1,010 03
Interest due and accrued.....	180 00
Premiums in due course of collection.....	<u>2,503 16</u>
Aggregate of all the admitted assets of the company at their actual value .....	<u>\$240,379 44</u>

## II. LIABILITIES.

Losses adjusted and unpaid.....	\$2,975 00
Losses unadjusted, including all reported and supposed losses.....	<u>1,525 00</u>
Net amount of unpaid losses and claims.....	\$4,500 00

Amount required to safely reinsure all outstanding risks.....	\$21,317 81
Due and to become due for borrowed money.....	11,500 00
All other demands against the company, viz: commissions, etc.....	1,053 36
	<hr/>
Total amount of liabilities, except capital stock and net surplus.....	\$38,371 17
Capital actually paid up in cash.....	200,000 00
Surplus beyond capital.....	2,008 27
	<hr/>
Aggregate of all liabilities, including stock and net surplus.....	<u>\$240,379 44</u>

## III. INCOME DURING THE YEAR.

Net cash received for premiums.....	\$43,642 62
Received for interest and dividends from all sources.....	12,746 25
	<hr/>
Aggregate amount of income received in cash.....	<u>\$56,388 87</u>

## IV. EXPENDITURES DURING THE YEAR.

Net amount paid for losses, (fire).....	\$19,362 30
Cash dividends actually paid.....	10,000 00
Paid for commissions or brokerage.....	3,935 85
Salaries and other charges of officers, clerks and other employees.....	13,850 38
Paid for State, national and local taxes.....	1,618 87
All other expenditures, viz: general expenses.....	11,392 05
	<hr/>
Aggregate amount of expenditures in cash.....	<u>\$60,159 45</u>

## V. MISCELLANEOUS.

## RISKS AND PREMIUMS.

	<i>Fire risks.</i>	<i>Premiums.</i>	<i>Inland risks.</i>	<i>Premiums.</i>
In force December 31, 1876....	\$6,270,282	\$48,479 71	\$5,000	\$100 00
Written during the year.....	7,397,693	47,385 47	15,000	258 44
	<hr/>	<hr/>	<hr/>	<hr/>
Total.....	\$13,667,975	\$95,865 18	\$20,000	\$358 44
Deduct those terminated.....	8,118,487	54,033 01	15,000	258 44
	<hr/>	<hr/>	<hr/>	<hr/>
Net amount in force.....	<u>\$5,549,488</u>	<u>\$41,832 17</u>	<u>\$5,000</u>	<u>\$100 00</u>

## BUSINESS IN THE STATE OF MAINE DURING THE YEAR.

Risks taken, (fire).....	\$11,167 00
Premiums received.....	91 25
Amount of taxes paid to the State of Maine on premiums.....	1 82
	<hr/>

**COMMERCIAL FIRE INSURANCE COMPANY.**  
**NEW YORK CITY.**

INCORPORATED IN 1850. COMMENCED BUSINESS IN 1850.

M. V. B. FOWLER, *President.*

DAVID QUACKINBUSH, *Secretary.*

**Capital paid up in cash, \$200,000.**

I. ASSETS.

Loans on bond and mortgage, (first liens).....	\$72,450 00
Stocks and bonds owned by the company, market value.....	357,066 25
Loans secured by collaterals.....	1,500 00
Cash in the company's principal office and in bank.....	21,513 34
Interest due and accrued.....	2,361 36
Premiums in due course of collection.....	70,244 90
	<u>          </u>
Aggregate of all the admitted assets of the company at their actual value .....	\$525,135 85
	<u>          </u>

II. LIABILITIES.

Losses adjusted and unpaid.....	\$11,503 35
Losses unadjusted, including all reported and supposed losses.....	8,020 00
Losses resisted, including interest, costs and expenses....	400 00
	<u>          </u>
Net amount of unpaid losses and claims.....	\$19,923 35
Amount required to safely reinsure all outstanding risks.....	118,894 60
All other demands against the company, viz: commissions, etc .....	11,713 81
	<u>          </u>
Total amount of liabilities, except capital stock and set surplus .....	\$150,531 76
Capital actually paid up in cash.....	200,000 00
Surplus beyond capital.....	174,604 09
	<u>          </u>
Aggregate of all liabilities, including stock and net surplus.....	\$525,135 85
	<u>          </u>

III. INCOME DURING THE YEAR.

Net cash received for premiums, (fire) .....	\$300,441 25
Received for interest and dividends from all sources.....	24,329 20
	<u>          </u>
Aggregate amount of income received in cash.....	\$324,770 45
	<u>          </u>

IV. EXPENDITURES DURING THE YEAR.

Net amount paid for losses, (fire).....	\$175,420 29
Cash dividends actually paid .....	49,650 00
Paid for commissions or brokerage.....	61,502 13

Salaries and other charges of officers, clerks and other employees.....	\$20,966 66
Paid for State, national and local taxes.....	898 19
All other expenditures, viz: general expenses.....	20,113 15
Aggregate amount of expenditures in cash .....	<u>\$328,550 42</u>

## V. MISCELLANEOUS.

## RISKS AND PREMIUMS.

	<i>Fire risks.</i>	<i>Premiums.</i>
In force December 31, 1876 .....	\$37,960,147	\$273,969 12
Written during the year .....	45,680,775	348,960 41
Total.....	<u>\$83,640,922</u>	<u>\$622,929 53</u>
Deduct those terminated and reinsured.....	46,894,218	387,694 03
Net amount in force.....	<u>\$36,746,704</u>	<u>\$235,235 50</u>

## BUSINESS IN THE STATE OF MAINE DURING THE YEAR.

Risks taken, (fire) .....	\$83,585 00
Premiums received.....	1,028 12
Losses paid on risks taken.....	592 25
Losses incurred in Maine.....	592 25
Amount of taxes paid to the State of Maine on premiums.....	<u>8 72</u>

COMMONWEALTH INSURANCE COMPANY.  
BOSTON, MASS.

INCORPORATED IN 1875. COMMENCED BUSINESS IN 1875.

JOHN HITCHCOCK, *President.*

SAMUEL APPLETON, *Secretary.*

Capital paid up in cash, \$500,000.

## I. ASSETS.

Loans on bond and mortgage, (first liens).....	\$173,000 00
Stocks and bonds owned by the company, market value .....	357,754 13
Loans secured by collaterals.....	59,175 00
Cash in the company's principal office and in bank.....	23,682 81
Interest due and accrued.....	5,178 25
Premiums in due course of collection.....	<u>28,200 38</u>
Aggregate of all the admitted assets of the company at their actual value .....	<u>\$646,990 57</u>

## II. LIABILITIES.

Losses adjusted and unpaid.....	\$2,643 17
Losses unadjusted, including all reported and supposed losses.....	4,875 00
Net amount of unpaid losses and claims.....	\$7,518 17
Amount required to safely reinsure all outstanding risks.....	105,520 93
All other demands against the company, viz: commissions.....	3,057 88
Total amount of liabilities, except capital stock and net surplus.....	\$116,096 98
Capital actually paid up in cash.....	500,000 00
Surplus beyond capital.....	30,893 59
Aggregate of all liabilities, including stock and net surplus.....	\$646,990 57

## III. INCOME DURING THE YEAR.

Net cash received for premiums, (fire).....	\$156,187 18
Received for interest and dividends from all sources.....	19,819 60
Aggregate amount of income received in cash.....	\$176,006 78

## IV. EXPENDITURES DURING THE YEAR.

Net amount paid for losses, (fire).....	\$82,974 07
Cash dividends actually paid.....	30,000 00
Paid for commissions or brokerage.....	25,114 23
Salaries and other charges of officers, clerks and other employees.....	16,588 33
Paid for State, national and local taxes.....	5,587 37
All other expenditures, viz: general expenses.....	18,462 85
Aggregate amount of expenditures in cash.....	\$178,726 85

## V. MISCELLANEOUS.

## RISKS AND PREMIUMS.

	<i>Fire risks.</i>	<i>Premiums.</i>
In force December 31, 1876.....	\$13,129,303	\$145,327 31
Written during the year.....	20,041,432	193,223 05
Total.....	\$33,170,735	\$338,550 36
Deduct those terminated and reinsured.....	15,453,856	141,986 81
Net amount in force.....	\$17,716,879	\$196,563 55

## BUSINESS IN THE STATE OF MAINE DURING THE YEAR.

Risks taken, (fire).....	\$247,200 00
Premiums received.....	2,392 25
Losses paid on risks taken.....	2,487 08
Losses incurred in Maine.....	987 08
Amount of taxes paid to the State of Maine on premiums.....	47 84

**CONNECTICUT FIRE INSURANCE COMPANY.**  
**HARTFORD, CONN.**

INCORPORATED IN 1850. COMMENCED BUSINESS IN 1850.

M. BENNETT, JR., *President.*

CHARLES R. BURT, *Secretary.*

**Capital paid up in cash, \$1,000,000.**

**I. ASSETS.**

Loans on bond and mortgage, (first liens) .....	\$141,000 00
Stocks and bonds owned by the company, market value .....	1,031,915 00
Loans secured by collaterals.....	74,837 77
Cash in the company's principal office and in bank .....	97,576 33
Premiums in due course of collection.....	42,984 23
Aggregate of all the admitted assets of the company at their actual value .....	<u>\$1,388,313 33</u>

**II. LIABILITIES.**

Losses adjusted and unpaid.....	\$3,400 00
Losses unadjusted, including all reported and supposed losses.....	12,875 00
Losses resisted, including interest, costs and expenses....	6,650 00
Net amount of unpaid losses and claims.....	\$22,925 00
Amount required to safely reinsure all outstanding risks.....	216,956 63
Total amount of liabilities, except capital stock and net surplus.....	<u>\$239,881 63</u>
Capital actually paid up in cash.....	1,000,000 00
Surplus beyond capital .....	148,431 70
Aggregate of all liabilities, including stock and net surplus .....	<u>\$1,388,313 33</u>

**III. INCOME DURING THE YEAR.**

Net cash received for premiums, (fire).....	\$356,915 00
Received for interest and dividends from all sources.....	76,461 22
Aggregate amount of income received in cash.....	<u>\$433,376 22</u>

**IV. EXPENDITURES DURING THE YEAR.**

Net amount paid for losses, (fire).....	\$177,932 65
Cash dividends actually paid .....	60,000 00
Paid for commissions or brokerage.....	57,528 57
Salaries and other charges of officers, clerks and other employees.....	21,322 80
Paid for State, national and local taxes .....	8,455 09
All other expenditures, viz: general expenses .....	34,071 44
Aggregate amount of expenditures in cash .....	<u>\$359,310 55</u>



## V. MISCELLANEOUS.

## RISKS AND PREMIUMS.

	<i>Fire risks.</i>	<i>Premiums.</i>
In force December 31, 1876.....	\$25,305,400	\$299,991 88
Written during the year .....	34,654,428	370,711 27
Total.....	<u>\$59,959,828</u>	<u>\$670,703 15</u>
Deduct those terminated and reinsured.....	23,620,592	261,819 87
Net amount in force.....	<u>\$36,339,226</u>	<u>\$408,883 28</u>

## BUSINESS IN THE STATE OF MAINE DURING THE YEAR.

Risks taken, (fire).....	\$491,025 00
Premiums received.....	5,522 66
Losses paid on risks taken.....	1,733 08
Losses incurred in Maine.....	1,206 14
Amount of taxes paid to the State of Maine on premiums.....	<u>75 79</u>

## CONTINENTAL INSURANCE COMPANY.

## NEW YORK CITY.

INCORPORATED IN 1852. COMMENCED BUSINESS IN 1853.

GEORGE T. HOPE, *President.*CYRUS PECK, *Secretary.*

Capital paid up in cash, \$1,000,000.

## I. ASSETS.

Real estate owned by the company, unincumbered.....	\$699,800 00
Loans on bond and mortgage, (first liens).....	633,000 00
Stocks and bonds owned by the company, market value.....	1,072,692 50
Loans secured by collaterals.....	402,460 00
Cash in the company's principal office and in bank .....	183,411 64
Interest due and accrued.....	22,831 95
Premiums in due course of collection... ..	147,237 22
All other property belonging to the company, viz: rents.....	<u>12,500 00</u>
Aggregate of all the admitted assets of the company at their actual value .....	<u>\$3,173,933 31</u>

## II. LIABILITIES.

Losses adjusted and unpaid.....	\$55,276 18
Losses unadjusted, including all reported and supposed losses.....	63,953 89
Losses resisted, including interest, costs and expenses....	19,141 92
Net amount of unpaid losses and claims.....	\$138,371 99
Amount required to safely reinsure all outstanding risks.....	983,069 21
All other demands against the company, viz: commissions, etc.....	55,991 08
Total amount of liabilities, except capital stock and net surplus.....	\$1,177,432 28
Capital actually paid up in cash.....	1,000,000 00
Surplus beyond capital.....	996,501 03
Aggregate of all liabilities, including stock and net surplus.....	\$3,173,933 31

## III. INCOME DURING THE YEAR.

Net cash received for premiums, (fire).....	\$1,465,578 95
Received for interest and dividends from all sources.....	120,351 15
Income from all other sources, viz: rents, etc.....	38,179 06
Aggregate amount of income received in cash.....	\$1,624,109 16

## IV. EXPENDITURES DURING THE YEAR.

Net amount paid for losses, (fire).....	\$695,413 08
Cash dividends actually paid.....	125,419 55
Paid for commissions or brokerage.....	244,160 59
Salaries and other charges of officers, clerks and other employees.....	184,649 79
Paid for State, national and local taxes.....	34,128 77
All other expenditures, viz: general expenses.....	129,345 12
Aggregate amount of expenditures in cash.....	\$1,413,116 90

## V. MISCELLANEOUS.

## RISKS AND PREMIUMS.

	<i>Fire risks.</i>	<i>Premiums.</i>
In force December 31, 1876.....	\$207,216,620	\$1,615,424 94
Written during the year.....	218,314,760	1,497,925 67
Total.....	\$425,531,380	\$3,113,350 61
Deduct those terminated and reinsured.....	186,572,220	1,269,190 86
Net amount in force.....	\$238,959,160	\$1,844,159 75

## BUSINESS IN THE STATE OF MAINE DURING THE YEAR.

Risks taken, (fire).....	\$1,181,809 00
Premiums received.....	11,643 29
Losses paid on risks taken.....	10,643 72
Losses incurred in Maine.....	12,132 14
Amount of taxes paid to the State of Maine on premiums.....	19 99

**DELAWARE MUTUAL SAFETY INSURANCE COMPANY.**  
**PHILADELPHIA, PA.**

INCORPORATED IN 1835. COMMENCED BUSINESS IN 1835.

THOMAS C. HAND, *President.*

HENRY LYLURN, *Secretary.*

**Capital paid up in cash, \$360,000.**

I. ASSETS.

Real estate owned by the company, unincumbered.....	\$100,000 00
Loans on bond and mortgage, (first liens).....	232,950 00
Stocks and bonds owned by the company, market value .....	1,337,140 50
Loans secured by collaterals.....	100,000 00
Cash in the company's principal office and in bank.....	109,261 69
Interest due and accrued.....	10,449 00
Premiums in due course of collection.....	58,701 43
Bills receivable, not matured, taken for fire, marine and inland risks..	309,567 98
All other property belonging to the company .....	1,143 40

Aggregate of all the admitted assets of the company at their actual value ..... \$2,259,214 00

II. LIABILITIES.

Losses adjusted and unpaid.....	\$33,198 87	
Losses unadjusted, including all reported and supposed losses .....	33,161 00	
Net amount of unpaid losses and claims.....		\$66,359 87
Reinsurance on fire risks .....	\$85,308 03	
Reinsurance on marine and inland risks .....	255,286 73	
Amount required to safely reinsure all outstanding risks.....		340,594 76
Amount reclaimable on perpetual fire policies.....		79,050 70
All other demands against the company.....		12,308 90
Total amount of liabilities, except capital stock and net surplus.....	\$498,314 23	
Capital actually paid up in cash.....		360,000 00
Surplus beyond capital .....		1,400,899 77

Aggregate of all liabilities, including stock and net surplus..... \$2,259,214 00

III. INCOME DURING THE YEAR.

	<i>Fire.</i>	<i>Marine.</i>	
Net cash received for premiums.....	\$133,118 26	\$557,672 53	\$690,790 79
Received for interest and dividends from all sources.....			94,295 22
Aggregate amount of income received in cash .....			<u>\$785,086 01</u>

## STOCK FIRE, FIRE-MARINE AND MARINE

## IV. EXPENDITURES DURING THE YEAR.

	<i>Fire.</i>	<i>Marine.</i>	
Net amount paid for losses.....	<u>\$87,588 14</u>	<u>\$368,215 54</u>	\$455,803 68
Cash dividends actually paid.....			36,000 00
Scrip or certificates of profits redeemed in cash .....			275,070 00
Paid for commissions or brokerage and salaries.....			82,814 10
Paid for State, national and local taxes.....			13,449 98
All other expenditures, viz: general expenses.....			<u>77,197 55</u>
Aggregate amount of expenditures in cash .....			<u><u>\$940,335 31</u></u>

## V. MISCELLANEOUS.

## RISKS AND PREMIUMS.

	<i>Fire risks.</i>	<i>Premiums.</i>	<i>Marine risks.</i>	<i>Premiums.</i>
In force December 31, 1876..	\$21,833,255	\$205,667 52	\$10,623,826	\$201,436 09
Written during the year.....	19,236,403	139,923 76	57,874,582	733,166 00
Total.....	<u>\$41,069,658</u>	<u>\$345,591 28</u>	<u>\$68,498,408</u>	<u>\$934,602 09</u>
Deduct those terminated.....	20,602,749	157,112 71	55,185,341	679,315 36
Net amount in force.....	<u><u>\$20,466,909</u></u>	<u><u>\$188,478 57</u></u>	<u><u>\$13,313,067</u></u>	<u><u>\$255,286 73</u></u>

## BUSINESS IN THE STATE OF MAINE DURING THE YEAR.

	<i>-Fire.</i>	<i>Marine.</i>	<i>Aggregate.</i>
Risks taken.....	\$15,000 00	\$46,000 00	\$61,000 00
Premiums received.....	<u>77 50</u>	<u>4,507 00</u>	4,584 50
Amount of taxes paid to the State of Maine on premiums.....			<u><u>137 53</u></u>

DWELLING HOUSE INSURANCE COMPANY.  
BOSTON, MASS.

INCORPORATED IN 1872. COMMENCED BUSINESS IN 1873.

ARTHUR W. HOBART, *President*.                      HENRY F. PERKINS, *Secretary*.

Capital paid up in cash, \$300,000.

I. ASSETS.

Loans on bond and mortgage, (first liens).....	\$148,000 00
Stocks and bonds owned by the company, market value.....	135,540 00
Loans secured by collaterals.....	60,000 00
Cash in the company's principal office and in bank.....	13,417 19
Interest due and accrued.....	7,324 91
Premiums in due course of collection.....	234 77
<hr/>	
Aggregate of all the admitted assets of the company at their actual value .....	\$364,516 87
	<hr/> <hr/>

II. LIABILITIES.

Amount required to safely reinsure all outstanding risks.....	\$47,296 86
All other demands against the company .....	171 00
<hr/>	
Total amount of liabilities, except capital stock and net surplus.....	\$47,467 86
Capital actually paid up in cash.....	300,000 00
Surplus beyond capital .....	17,049 01
<hr/>	
Aggregate of all liabilities, including stock and net surplus.....	\$364,516 87
	<hr/> <hr/>

III. INCOME DURING THE YEAR.

Net cash received for premiums, (fire) .....	\$22,121 96
Received for interest and dividends from all sources.....	19,941 92
Income from all other sources .....	376 82
<hr/>	
Aggregate amount of income received in cash.....	\$42,440 70
	<hr/> <hr/>

IV. EXPENDITURES DURING THE YEAR.

Net amount paid for losses, (fire).....	\$3,556 25
Cash dividends actually paid.....	30,000 00
Paid for commissions or brokerage.....	2,562 38
Salaries and other charges of officers, clerks and other employees.....	8,500 00
Paid for State, national and local taxes.....	4,608 01
All other expenditures, viz: general expenses.....	4,278 68
<hr/>	
Aggregate amount of expenditures in cash.....	\$53,505 32
	<hr/> <hr/>

## V. MISCELLANEOUS.

## RISKS AND PREMIUMS.

	<i>Fire risks.</i>	<i>Premiums.</i>
In force December 31, 1876.....	\$10,902,278	\$117,260 57
Written during the year .....	3,269,068	23,888 43
Total.....	<u>\$14,171,346</u>	<u>\$141,149 00</u>
Deduct those terminated .....	1,813,596	12,656 70
Net amount in force.....	<u>\$12,357,750</u>	<u>\$128,492 30</u>

## BUSINESS IN THE STATE OF MAINE DURING THE YEAR.

Risks taken, (fire).....	\$130,350 00
Premiums received .....	1,080 49
Amount of taxes paid to the State of Maine on premiums.....	<u>21 61</u>

## ELIOT INSURANCE COMPANY.

BOSTON, MASS.

INCORPORATED IN 1872. COMMENCED BUSINESS IN 1873.

GEORGE A. CURTIS, *President.*G. C. GEORGE, *Secretary.*

Capital paid up in cash, \$200,000.

## I. ASSETS.

Loans on bond and mortgage, (first liens)...	\$108,000 00
Stocks and bonds owned by the company, market value.....	262,382 50
Loans secured by collaterals.....	2,500 00
Cash in the company's principal office and in bank.....	6,962 30
Interest due and accrued.....	5,691 58
Premiums in due course of collection .....	8,285 04
Bills receivable, not matured, taken for fire risks.....	<u>833 33</u>
Aggregate of all the admitted assets of the company at their actual value .....	<u>\$394,654 75</u>

## II. LIABILITIES.

Net amount of unpaid losses and claims, (unadjusted).....	\$6,186 00
Amount required to safely reinsure all outstanding risks.....	53,447 47
All other demands against the company, viz: commissions, etc .....	<u>2,786 75</u>
Total amount of liabilities, except capital stock and net surplus.....	<u>\$62,420 22</u>

Capital actually paid up in cash.....	\$200,000 00
Surplus beyond capital .....	132,234 53
Aggregate of all liabilities, including stock and net surplus.....	<u>\$394,654 75</u>

## III. INCOME DURING THE YEAR.

Net cash received for premiums, (fire) .....	\$77,330 67
Received for interest and dividends from all sources.....	22,749 98
Aggregate amount of income received in cash.....	<u>\$100,080 65</u>

## IV. EXPENDITURES DURING THE YEAR.

Net amount paid for losses, (fire).....	\$49,838 33
Cash dividends actually paid.....	20,000 00
Paid for commissions or brokerage.....	11,535 33
Salaries and other charges of officers, clerks and other employees.....	11,250 00
Paid for State, national and local taxes.....	4,685 31
All other expenditures, viz: general expenses.....	5,277 67
Aggregate amount of expenditures in cash .....	<u>\$102,586 64</u>

## V. MISCELLANEOUS.

## RISKS AND PREMIUMS.

	<i>Fire risks.</i>	<i>Premiums.</i>
In force December 31, 1876.....	\$8,939,697	\$126,602 98
Written during the year.....	8,332,667	87,314 08
Total.....	<u>\$17,272,364</u>	<u>\$213,917 06</u>
Deduct those terminated and reinsured.....	8,785,962	98,122 07
Net amount in force.....	<u>\$8,486,402</u>	<u>\$115,794 99</u>

## BUSINESS IN THE STATE OF MAINE DURING THE YEAR.

Risks taken, (fire) .....	\$89,919 00
Premiums received.....	974 09
Losses paid on risks taken.....	779 00
Losses incurred in Maine.....	779 00
Amount of taxes paid to the State of Maine on premiums.....	<u>19 48</u>

## EQUITABLE FIRE AND MARINE INSURANCE COMPANY.

PROVIDENCE, R. I.

INCORPORATED IN 1859. COMMENCED BUSINESS IN 1860.

FRED W. ARNOLD, *President*.JAS. E. TILLINGHAST, *Secretary*.

Capital paid up in cash, \$200,000.

## I. ASSETS.

Real estate owned by the company, unincumbered.....	\$120,000 00
Loans on bond and mortgage, (first liens).....	15,000 00
Stocks and bonds owned by the company, market value.....	174,100 00
Loans secured by collaterals.....	3,705 00
Cash in the company's principal office and in bank.....	13,950 27
Premiums in due course of collection.....	13,675 44
All other property belonging to the company, viz: rents.....	1,993 75
Aggregate of all the admitted assets of the company at their actual value.....	<u>\$342,424 46</u>

## UNADMITTED ASSETS.

Bills receivable.....	\$879 35
Claim on assignee.....	1,666 67
	<u>\$2,546 02</u>

## II. LIABILITIES.

Losses unadjusted, including all reported and supposed losses.....	\$7,868 00
Losses resisted, including interest, costs and expenses....	1,300 00
Net amount of unpaid losses and claims.....	<u>\$9,168 00</u>
Reinsurance on fire risks.....	\$60,518 06
Reinsurance on marine and inland risks.....	1,391 88
Amount required to safely reinsure all outstanding risks.....	61,909 94
All other demands against the company, viz: commissions, etc.....	3,550 20
Total amount of liabilities, except capital stock and net surplus.....	<u>\$74,628 14</u>
Capital actually paid up in cash.....	200,000 00
Surplus beyond capital.....	67,796 32
Aggregate of all liabilities, including stock and net surplus.....	<u>\$342,424 46</u>



## III. INCOME DURING THE YEAR.

	<i>Fire.</i>	<i>Marine.</i>	
Net cash received for premiums.....	\$102,875 73	\$9,875 52	
	<hr/>	<hr/>	\$112,751 25
Received for interest and dividends from all sources.....			11,837 56
Income from all other sources, viz: rents.....			9,103 75
			<hr/>
Aggregate amount of income received in cash.....			\$133,692 56
			<hr/> <hr/>

## IV. EXPENDITURES DURING THE YEAR.

	<i>Fire.</i>	<i>Marine.</i>	
Net amount paid for losses.....	\$52,526 17	\$6,373 03	
	<hr/>	<hr/>	\$58,899 20
Cash dividends actually paid.....			23,689 80
Paid for commissions or brokerage.....			19,231 69
Salaries and other charges of officers, clerks and other employees.....			16,216 74
Paid for State, national and local taxes.....			5,143 05
All other expenditures, viz: general expenses.....			2,711 72
			<hr/>
Aggregate amount of expenditures in cash.....			\$125,892 20
			<hr/> <hr/>

## V. MISCELLANEOUS.

## RISKS AND PREMIUMS.

	<i>Fire risks.</i>	<i>Premiums.</i>	<i>Marine risks.</i>	<i>Premiums.</i>
In force December 31, 1876..	\$8,622,885	\$119,337 55	\$70,288	\$1,138 07
Written during the year.....	10,133,319	117,421 32	1,693,538	12,274 55
	<hr/>	<hr/>	<hr/>	<hr/>
Total.....	\$18,756,204	\$236,758 87	\$1,763,826	\$13,412 62
Deduct those terminated and reinsured.....	9,531,744	118,009 52	1,675,790	11,810 62
	<hr/>	<hr/>	<hr/>	<hr/>
Net amount in force....	\$9,224,460	\$118,749 35	\$88,036	\$1,602 00
	<hr/> <hr/>	<hr/> <hr/>	<hr/> <hr/>	<hr/> <hr/>

## BUSINESS IN THE STATE OF MAINE DURING THE YEAR.

Risks taken, (fire).....	\$149,605 00
Premiums received.....	1,272 84
Losses paid on risks taken.....	50 50
Losses incurred in Maine.....	50 50
Amount of taxes paid to the State of Maine on premiums.....	25 46
	<hr/> <hr/>

EXCHANGE FIRE INSURANCE COMPANY.  
NEW YORK CITY.

INCORPORATED IN 1853. COMMENCED BUSINESS IN 1853.

R. C. COMBES, *President.*

G. W. MONTGOMERY, *Secretary.*

Capital paid up in cash, \$200,010.

I. ASSETS.

Loans on bond and mortgage, (first liens).....	\$135,450 00
Stocks and bonds owned by the company, market value .....	164,325 00
Loans secured by collaterals.....	46,125 00
Cash in the company's principal office and in bank .....	17,599 46
Interest due and accrued.....	4,800 73
Premiums in due course of collection.....	15,059 13
All other property belonging to the company, viz: rents.....	541 66
	-----
Aggregate of all the admitted assets of the company at their actual value .....	\$383,901 00
	-----

II. LIABILITIES.

Losses adjusted and unpaid.....	\$7,500 00
Losses unadjusted, including all reported and supposed losses.....	10,700 00
Losses resisted, including interest, costs and expenses....	1,500 00
	-----
Net amount of unpaid losses and claims.....	\$19,700 00
Amount required to safely reinsure all outstanding risks.....	47,087 31
All other demands against the company, viz: commissions, etc .....	4,326 28
	-----
Total amount of liabilities, except capital stock and net surplus.....	\$71,113 59
Capital actually paid up in cash.....	200,010 00
Surplus beyond capital.....	112,777 41
	-----
Aggregate of all liabilities, including stock and net surplus.....	\$383,901 00
	-----

III. INCOME DURING THE YEAR.

Net cash received for premiums .....	\$116,436 78
Received for interest and dividends from all other sources.....	22,913 21
Income from all other sources, viz: rents.....	3,250 00
	-----
Aggregate amount of income received in cash .....	\$142,599 99
	-----

IV. EXPENDITURES DURING THE YEAR.

Net amount paid for losses .....	\$53,580 87
Cash dividends actually paid.....	30,001 50
Paid for commissions or brokerage.....	16,603 70

INSURANCE COMPANIES OF OTHER STATES.

71

Salaries and other charges of officers, clerks and other employees.....	\$30,188 33
Paid for State, national and local taxes.....	4,132 61
All other expenditures, viz: general expenses.....	9,424 43
Aggregate amount of expenditures in cash .....	<u>\$143,931 44</u>

V. MISCELLANEOUS.

RISKS AND PREMIUMS.

	<i>Fire risks.</i>	<i>Premiums.</i>	<i>Inland risks.</i>	<i>Premiums.</i>
In force December 31, 1876...	\$17,214,350	\$116,564 21	\$9,800	\$197 50
Written during the year.....	17,894,732	119,298 28	17,700	391 75
Total .....	<u>\$35,109,082</u>	<u>\$235,862 49</u>	<u>\$27,500</u>	<u>\$589 25</u>
Deduct those terminated .....	19,796,308	127,815 52	22,300	440 25
Net amount in force.....	<u>\$15,312,774</u>	<u>\$108,046 97</u>	<u>\$5,200</u>	<u>\$149 00</u>

BUSINESS IN THE STATE OF MAINE DURING THE YEAR.

Risks taken, (fire) .....	\$158,500 00
Premiums received.....	1,300 40
Losses paid on risks taken.....	61 92
Losses incurred in Maine .....	61 92
Amount of taxes paid to the State of Maine on premiums.....	<u>24 77</u>

FAIRFIELD FIRE INSURANCE COMPANY.

SOUTH NORWALK, CONN.

INCORPORATED IN 1869. COMMENCED BUSINESS IN 1870.

W. S. HANFORD, *President.*

H. R. TURNER, *Secretary.*

Capital paid up in cash, \$200,000.

I. ASSETS.

Real estate owned by the company, unincumbered.....	\$60,389 62
Loans on bond and mortgage, (first liens).....	113,225 00
Stocks and bonds owned by the company, market value.....	75,728 75
Loans secured by collaterals.....	14,676 63
Cash in the company's principal office and in bank.....	20,653 45
Interest due and accrued.....	8,587 63
Premiums in due course of collection.....	17,253 88
All other property belonging to the company .....	2,503 45
Aggregate of all the admitted assets of the company at their actual value .....	<u>\$313,018 41</u>

## II. LIABILITIES.

Losses adjusted and unpaid.....	\$1,104 50	
Losses unadjusted, including all reported and supposed losses.....	3,735 00	
Losses resisted, including interest, costs and expenses....	1,437 50	
Net amount of unpaid losses and claims.....		\$6,277 00
Amount required to safely reinsure all outstanding risks.....		64,054 70
All other demands against the company, viz: commissions, etc.....		4,199 03
Total amount of liabilities, except capital stock and net surplus.....		\$74,530 73
Capital actually paid up in cash.....		200,000 00
Surplus beyond capital.....		38,487 68
Aggregate of all liabilities, including stock and net surplus.....		<u>\$313,018 41</u>

## III. INCOME DURING THE YEAR.

Net cash received for premiums, (fire).....	\$138,558 42
Received for interest and dividends from all sources.....	13,940 11
Income from all other sources, viz: rents, etc.....	4,288 89
Aggregate amount of income received in cash.....	<u>\$156,787 42</u>

## IV. EXPENDITURES DURING THE YEAR.

Net amount paid for losses, (fire).....	\$61,540 57
Cash dividends actually paid.....	18,850 00
Paid for commissions or brokerage.....	24,321 32
Salaries and other charges of officers, clerks and other employees.....	16,220 45
Paid for State, national and local taxes.....	3,403 88
All other expenditures, viz: general expenses.....	11,947 18
Aggregate amount of expenditures in cash.....	<u>\$136,283 40</u>

## V. MISCELLANEOUS.

## RISKS AND PREMIUMS.

	<i>Fire risks.</i>	<i>Premiums.</i>
In force December 31, 1876.....	\$9,225,369	\$107,979 78
Written during the year.....	14,184,519	157,091 86
Total.....	\$23,409,888	\$265,071 64
Deduct those terminated and reinsured.....	11,307,281	140,264 34
Net amount in force.....	<u>\$12,102,607</u>	<u>\$124,807 30</u>

## BUSINESS IN THE STATE OF MAINE DURING THE YEAR.

Risks taken, (fire).....	\$77,150 00
Premiums received.....	889 38
Losses paid on risks taken.....	785 00
Losses incurred in Maine.....	785 00
Amount of taxes paid to the State of Maine on premiums.....	2 09

**FAME INSURANCE COMPANY.**  
**PHILADELPHIA, PA.**

INCORPORATED IN 1856. COMMENCED BUSINESS IN 1856.

CHARLES RICHARDSON, *President.*

W. I. BLANCHARD, *Secretary.*

Capital paid up in cash, \$150,000.

I. ASSETS.

Real estate owned by the company, unincumbered.....	\$10,000 00
Loans on bond and mortgage, (first liens).....	126,500 00
Stocks and bonds owned by the company, market value.....	35,400 00
Loans secured by collaterals.....	11,300 00
Cash in the company's principal office and in bank.....	6,714 48
Interest due and accrued.....	4,204 60
Premiums in due course of collection.....	10,544 79
Aggregate of all the admitted assets of the company at their actual value.....	<u>\$204,663 87</u>

II. LIABILITIES.

Net amount of unpaid losses and claims.....	\$6,500 00
Amount required to safely reinsure all outstanding risks.....	17,255 08
Amount reclaimable on perpetual fire policies.....	23,809 00
Total amount of liabilities, except capital stock and net surplus.....	<u>\$47,364 08</u>
Capital actually paid up in cash.....	150,000 00
Surplus beyond capital.....	7,299 79
Aggregate of all liabilities, including stock and net surplus.....	<u>\$204,663 87</u>

III. INCOME DURING THE YEAR.

Net cash received for premiums, (fire).....	\$36,072 15
Received for interest and dividends from all sources.....	10,687 85
Aggregate amount of income received in cash.....	<u>\$46,760 00</u>

IV. EXPENDITURES DURING THE YEAR.

Net amount paid for losses, (fire).....	\$98,355 81
Paid for commissions or brokerage.....	6,782 71
Salaries and other charges of officers, clerks and other employees.....	5,600 00
Paid for State, national and local taxes.....	1,177 98
All other expenditures, viz: general expenses.....	11,273 13
Aggregate amount of expenditures in cash.....	<u>\$123,189 63</u>

## STOCK FIRE, FIRE-MARINE AND MARINE

## V. MISCELLANEOUS.

## RISKS AND PREMIUMS.

	<i>Fire risks.</i>	<i>Premiums.</i>
In force December 31, 1876.....	\$4,593,740	\$53,687 61
Written during the year.....	3,853,269	46,086 53
Total.....	<u>\$8,447,009</u>	<u>\$99,774 14</u>
Deduct those terminated .....	4,269,679	63,701 94
Net amount in force.....	<u>\$4,177,330</u>	<u>\$36,072 15</u>

## BUSINESS IN THE STATE OF MAINE DURING THE YEAR.

Risks taken, (fire) .....	\$261,886 00
Premiums received.....	4,406 85
Losses paid on risks taken.....	4,676 33
Losses incurred in Maine.....	4,676 33
Amount of taxes paid to the State of Maine on premiums.....	<u>132 20</u>

## FANEUIL HALL INSURANCE COMPANY.

BOSTON, MASS.

INCORPORATED IN 1871. COMMENCED BUSINESS IN 1872.

K. S. CHAFFEE, *President.*H. D. BRADBURY, *Secretary.*

Capital paid up in cash, \$400,000.

## I. ASSETS.

Real estate owned by the company, unincumbered.....	\$20,160 00
Loans on bond and mortgage, (first liens).....	142,950 00
Stocks and bonds owned by the company, market value .....	283,733 21
Loans secured by collaterals.....	1,000 00
Cash in the company's principal office and in bank.....	10,076 50
Interest due and accrued.....	7,919 10
Premiums in due course of collection.....	43,142 17
Bills receivable, not matured, taken for fire risks .....	5,536 27
Aggregate of all the admitted assets of the company at their actual value .....	<u>\$516,517 25</u>

## II. LIABILITIES.

Losses adjusted and unpaid.....	\$10,345 35	
Losses unadjusted, including all reported and supposed losses.....	2,141 50	
Losses resisted, including interest, costs and expenses....	4,300 00	
Net amount of unpaid losses and claims.....		\$16,786 85
Amount required to safely reinsure all outstanding risks.....		128,900 92
All other demands against the company, viz: commissions, etc .....		5,805 00
Total amount of liabilities, except capital stock.....		<u>\$151,492 77</u>
Capital actually paid up in cash.....		* 400,000 00
Aggregate of all liabilities, including stock.....		<u><u>\$551,492 77</u></u>

## III. INCOME DURING THE YEAR.

Net cash received for premiums, (fire) .....	\$211,368 10
Received for interest and dividends from all sources.....	26,249 97
Income from all other sources.....	1,546 00
Aggregate amount of income received in cash.....	<u><u>\$239,164 07</u></u>

## IV. EXPENDITURES DURING THE YEAR.

Net amount paid for losses, (fire).....	\$120,211 02
Paid for commissions or brokerage.....	46,874 92
Salaries and other charges of officers, clerks and other employees.....	4,715 14
Paid for State, national and local taxes.....	7,897 83
All other expenditures, viz: general expenses.....	25,233 36
Aggregate amount of expenditures in cash .....	<u><u>\$204,932 27</u></u>

## V. MISCELLANEOUS.

## RISKS AND PREMIUMS.

	<i>Fire risks.</i>	<i>Premiums.</i>
Written during the year.....	\$16,651,340	\$231,388 37
Net amount in force.....	<u>17,045,944</u>	<u>247,710 57</u>

## BUSINESS IN THE STATE OF MAINE DURING THE YEAR.

Risks taken, (fire) .....	\$141,697 00
Premiums received.....	1,864 72
Losses paid on risks taken.....	1,850 00
Losses incurred in Maine.....	1,850 00
Amount of taxes paid to the State of Maine on premiums.....	<u>37 29</u>

\* Capital stock reduced to \$300,000 February 5, 1878.

**FIRE ASSOCIATION OF PHILADELPHIA.**  
**PHILADELPHIA, PA.**

INCORPORATED IN 1817. COMMENCED BUSINESS IN 1820.

WILLIAM T. BUTLER, *President.*

JACOB H. LEX, *Secretary.*

**Capital paid up in cash, \$500,000.**

I. ASSETS.

Real estate owned by the company, unincumbered.....	\$66,920 70
Loans on bond and mortgage, (first liens).....	1,321,711 77
Stocks and bonds owned by the company, market value.....	1,501,279 85
Cash in the company's principal office and in bank.....	125,049 33
Interest due and accrued.....	26,590 23
Premiums in due course of collection.....	136,720 67
All other property belonging to the company, viz: rents.....	113 60
	<u>          </u>
Aggregate of all the admitted assets of the company at their actual value .....	\$3,178,385 55
	<u>          </u>

UNADMITTED ASSETS.

Company's own stock.....	\$617,700 00
	<u>          </u>

II. LIABILITIES.

Losses adjusted and unpaid.....	\$15,971 41
Losses unadjusted, including all reported and supposed losses .....	60,061 50
Losses resisted, including interest, costs and expenses....	14,100 00
	<u>          </u>
Net amount of unpaid losses and claims.....	\$90,132 91
Amount required to safely reinsure all outstanding risks.....	542,254 87
Amount reclaimable on perpetual fire policies.....	1,649,998 91
All other demands against the company, viz: commissions, etc.....	49,444 08
	<u>          </u>
Total amount of liabilities, except capital stock and net surplus.....	\$2,331,830 77
Capital actually paid up in cash.....	500,000 00
Surplus beyond capital .....	346,554 78
	<u>          </u>
Aggregate of all liabilities, including stock and net surplus.....	\$3,178,385 55
	<u>          </u>

III. INCOME DURING THE YEAR.

Net cash received for premiums, (fire).....	\$1,187,260 40
Received for interest and dividends from all sources.....	186,601 61
Income from all other sources .....	9,249 20
	<u>          </u>
Aggregate amount of income received in cash.....	\$1,383,111 21
	<u>          </u>



## IV. EXPENDITURES DURING THE YEAR.

Net amount paid for losses, (fire).....	\$634,975 72
Cash dividends actually paid .....	200,000 00
Paid for commissions or brokerage.....	267,785 15
Salaries and other charges of officers, clerks and other employees.....	49,508 71
Paid for State, national and local taxes.....	30,188 76
All other expenditures, viz: general expenses.....	22,822 50
	<hr/>
Aggregate amount of expenditures in cash.....	\$1,205,280 84
	<hr/> <hr/>

## V. MISCELLANEOUS.

## RISKS AND PREMIUMS.

	<i>Fire risks.</i>	<i>Premiums.</i>
In force December 31, 1876.....	\$159,063,830	\$2,747,189 61
Written during the year.....	112,843,317	1,313,952 46
	<hr/>	<hr/>
Total.....	\$271,907,147	\$4,061,142 07
Deduct those terminated and reinsured.....	98,148,819	1,243,345 11
	<hr/>	<hr/>
Net amount in force.....	\$173,758,328	\$2,817,796 96
	<hr/> <hr/>	<hr/> <hr/>

## BUSINESS IN THE STATE OF MAINE DURING THE YEAR.

Risks taken, (fire) .....	\$2,007,174 00
Premiums received .....	29,908 40
Losses paid on risks taken.....	15,532 89
Losses incurred in Maine.....	17,341 67
Amount of taxes paid to the State of Maine on premiums.....	897 25
	<hr/> <hr/>

## FIREMAN'S FUND INSURANCE COMPANY.

SAN FRANCISCO, CAL.

INCORPORATED IN 1863. COMMENCED BUSINESS IN 1863.

D. J. STAPLES, *President.*GEORGE D. DORNIN, *Secretary.*

Capital paid up in cash, \$300,000.

## I. ASSETS.

Real estate owned by the company, unincumbered.....	\$225,000 00
Loans on bond and mortgage, (first liens).....	152,364 00
Stocks and bonds owned by the company, market value.....	169,685 00
Loans secured by collaterals.....	58,450 00
Cash in the company's principal office and in bank.....	55,612 63
Interest due and accrued.....	2,259 57
Premiums in due course of collection.....	45,258 45
Bills receivable, not matured, taken for marine and inland risks.....	19,975 00
All other property belonging to the company.....	4,256 41

Aggregate of all the admitted assets of the company at their actual value..... \$732,861 06

## UNADMITTED ASSETS.

Loans on personal security.....	<u>\$5,776 40</u>
---------------------------------	-------------------

## II. LIABILITIES.

Losses adjusted and unpaid.....	\$2,301 95
Losses unadjusted, including all reported and supposed losses.....	28,251 94
Losses resisted, including interest, costs and expenses....	<u>4,000 00</u>
Net amount of unpaid losses and claims.....	\$34,553 89
Reinsurance on fire risks.....	\$223,012 18
Reinsurance on marine and inland risks.....	<u>48,491 87</u>
Amount required to safely reinsure all outstanding risks.....	271,504 05
All other demands against the company.....	3,409 35
Total amount of liabilities, except capital stock and net surplus.....	<u>\$309,467 29</u>
Capital actually paid up in cash.....	300,000 00
Surplus beyond capital.....	<u>123,393 77</u>

Aggregate of all liabilities, including stock and net surplus..... \$732,861 06

## III. INCOME DURING THE YEAR.

	<i>Fire.</i>	<i>Marine.</i>	
Net cash received for premiums.....	\$416,528 84	\$87,311 97	\$503,840 81
Received for interest and dividends from all sources.....			48,871 15
Aggregate amount of income received in cash.....			<u>\$552,711 96</u>

## IV. EXPENDITURES DURING THE YEAR.

	<i>Fire.</i>	<i>Marine.</i>	
Net amount paid for losses.....	\$210,531 65	\$65,191 17	\$275,722 82
Cash dividends actually paid.....			66,768 00
Paid for commissions or brokerage.....			57,423 33
Salaries and other charges of officers, clerks and other employees.....			40,700 00
Paid for State, national and local taxes.....			9,242 11
All other expenditures, viz: general expenses.....			68,696 68
Aggregate amount of expenditures in cash.....			<u>\$518,552 94</u>

## V. MISCELLANEOUS.

## RISKS AND PREMIUMS.

	<i>Fire risks.</i>	<i>Premiums.</i>	<i>Marine risks.</i>	<i>Premiums.</i>
In force December 31, 1876..	\$26,986,268	\$450,992 08	\$918,120	\$59,585 46
Written during the year....	36,151,243	511,945 51	4,257,516	119,040 22
Total.....	<u>\$63,137,511</u>	<u>\$962,937 59</u>	<u>\$5,175,636</u>	<u>\$178,625 68</u>
Deduct those terminated....	31,843,770	511,517 06	4,518,352	130,133 80
Net amount in force....	<u>\$31,293,741</u>	<u>\$451,420 53</u>	<u>\$657,284</u>	<u>\$48,491 88</u>

## BUSINESS IN THE STATE OF MAINE DURING THE YEAR.

Risks taken, (fire) .....	\$250,914 00
Premiums received .....	3,358 19
Losses paid on risks taken.....	4,034 70
Losses incurred in Maine.....	<u>4,034 70</u>

## FIREMEN'S FIRE INSURANCE COMPANY.

BOSTON, MASS.

INCORPORATED IN 1872. COMMENCED BUSINESS IN 1872.

THOMAS W. TUCKER, *President.*HENRY C. SHORT, *Secretary.*

Capital paid up in cash, \$300,000.

## I. ASSETS.

Loans on bond and mortgage, (first liens).....	\$181,500 00
Stocks and bonds owned by the company, market value .....	444,247 50
Loans secured by collaterals.....	32,000 00
Cash in the company's principal office and in bank.....	7,973 59
Interest due and accrued.....	8,885 42
Premiums in due course of collection... ..	10,210 53
Aggregate of all the admitted assets of the company at their actual value .....	<u>\$684,817 04</u>

## II. LIABILITIES.

Losses adjusted and unpaid.....	\$2,139 28
Losses unadjusted, including all reported and supposed losses .....	3,063 70
Losses resisted, including interest, costs and expenses....	2,500 00
Net amount of unpaid losses and claims .....	\$7,702 98
Amount required to safely reinsure all outstanding risks.....	107,681 28
All other demands against the company, viz: commissions, etc.....	1,677 94
Total amount of liabilities, except capital stock and net surplus.....	\$117,062 20
Capital actually paid up in cash.....	300,000 00
Surplus beyond capital.....	267,754 84
Aggregate of all liabilities, including stock and net surplus.....	<u>\$684,817 04</u>

## III. INCOME DURING THE YEAR.

Net cash received for premiums, (fire) .....	\$117,644 98
Received for interest and dividends from all sources.....	38,788 98
Aggregate amount of income received in cash.....	<u>\$156,433 96</u>

## IV. EXPENDITURES DURING THE YEAR.

Net amount paid for losses, (fire).....	\$63,233 35
Cash dividends actually paid.....	30,295 00
Paid for commissions or brokerage.....	13,512 10

Salaries and other charges of officers, clerks and other employees.....	\$12,174 96
Paid for State, national and local taxes.....	7,912 70
All other expenditures, viz: general expenses.....	7,358 19
Aggregate amount of expenditures in cash .....	<u>\$134,486 30</u>

## V. MISCELLANEOUS.

## RISKS AND PREMIUMS.

	<i>Fire risks.</i>	<i>Premiums.</i>
In force December 31, 1876.....	\$20,299,765	\$290,555 73
Written during the year .....	12,854,294	124,070 25
Total.....	<u>\$33,154,059</u>	<u>\$414,625 98</u>
Deduct those terminated and reinsured.....	14,127,648	150,418 95
Net amount in force.....	<u>\$19,026,411</u>	<u>\$264,207 03</u>

## BUSINESS IN THE STATE OF MAINE DURING THE YEAR.

Risks taken, (fire).....	\$99,705 00
Premiums received .....	971 80
Losses paid on risks taken.....	862 47
Losses incurred in Maine.....	110 00
Amount of taxes paid to the State of Maine on premiums.....	<u>19 44</u>

## FIRST NATIONAL FIRE INSURANCE COMPANY.

## WORCESTER, MASS.

INCORPORATED IN 1868. COMMENCED BUSINESS IN 1869.

CHARLES B. PRATT, *President.*R. J. TATMAN, *Secretary.*

Capital paid up in cash, \$200,000.

## I. ASSETS.

Loans on bond and mortgage, (first liens).....	\$166,925 00
Stocks and bonds owned by the company, market value.....	66,404 88
Loans secured by collaterals.....	33,344 25
Cash in the company's principal office and in bank.....	29,050 59
Interest due and accrued.....	3,659 98
Premiums in due course of collection.....	<u>11,526 61</u>
Aggregate of all the admitted assets of the company at their actual value .....	<u>\$310,911 31</u>

## II. LIABILITIES.

Losses adjusted and unpaid.....	\$915 00
Losses unadjusted, including all reported and supposed losses.....	8,680 67
Losses resisted, including interest, costs and expenses....	2,800 00
Net amount of unpaid losses and claims.....	\$12,395 67
Amount required to safely reinsure all outstanding risks.....	66,279 51
All other demands against the company, viz: commissions .....	1,728 99
Total amount of liabilities, except capital stock and set surplus .....	\$80,404 17
Capital actually paid up in cash.....	200,000 00
Surplus beyond capital.....	30,507 14
Aggregate of all liabilities, including stock and net surplus.....	\$310,911 31

## III. INCOME DURING THE YEAR.

Net cash received for premiums, (fire) .....	\$115,924 63
Received for interest and dividends from all sources.....	16,841 15
Received for increased capital .....	\$50,000
Aggregate amount of income received in cash.....	\$132,765 78

## IV. EXPENDITURES DURING THE YEAR.

Net amount paid for losses, (fire).....	\$63,049 26
Cash dividends actually paid .....	15,000 00
Paid for commissions or brokerage.....	18,923 43
Salaries and other charges of officers, clerks and other employees.....	5,266 66
Paid for State, national and local taxes.....	3,627 60
All other expenditures, viz: general expenses.....	8,147 00
Aggregate amount of expenditures in cash .....	\$114,013 95

## V. MISCELLANEOUS.

## RISKS AND PREMIUMS.

	<i>Fire risks.</i>	<i>Premiums.</i>
In force December 31, 1876.....	\$6,896,778	\$113,531 69
Written during the year .....	9,221,445	127,658 24
Total.....	\$16,118,223	\$241,189 93
Deduct those terminated and reinsured.....	7,445,526	110,786 18
Net amount in force.....	\$8,672,697	\$130,403 75

## BUSINESS IN THE STATE OF MAINE DURING THE YEAR.

Risks taken, (fire) .....	\$387,380 00
Premiums received.....	6,216 48
Losses paid on risks taken.....	5,062 65
Losses incurred in Maine.....	6,234 65
Amount of taxes paid to the State of Maine on premiums.....	124 33

FRANKLIN FIRE INSURANCE COMPANY.  
PHILADELPHIA, PA.

INCORPORATED IN 1829. COMMENCED BUSINESS IN 1829.

ALFRED G. BAKER, *President.*

T. M. REGER, *Secretary.*

Capital paid up in cash, \$400,000.

I. ASSETS.

Real estate owned by the company, unincumbered.....	\$171,250 00
Loans on bond and mortgage, (first liens).....	2,419,089 15
Stocks and bonds owned by the company, market value.....	436,205 00
Loans secured by collaterals.....	34,175 00
Cash in the company's principal office and in bank.....	210,250 81
Interest due and accrued.....	45,676 22
Premiums in due course of collection.....	46,443 31
All other property belonging to the company.....	356 25
Aggregate of all the admitted assets of the company at their actual value.....	<u>\$3,363,445 74</u>

II. LIABILITIES.

Losses adjusted and unpaid.....	\$54,869 88
Losses unadjusted, including all reported and supposed losses.....	27,212 31
Net amount of unpaid losses and claims.....	\$82,082 19
Amount required to safely reinsure all outstanding risks.....	571,350 89
Amount reclaimable on perpetual fire policies.....	1,454,357 31
All other demands against the company.....	4,216 00
Total amount of liabilities, except capital stock and net surplus.....	<u>\$2,112,006 39</u>
Capital actually paid up in cash.....	400,000 00
Surplus beyond capital.....	851,439 35
Aggregate of all liabilities, including stock and net surplus.....	<u>\$3,363,445 74</u>

III. INCOME DURING THE YEAR.

Net cash received for premiums, (fire).....	\$738,110 24
Received for interest and dividends from all sources.....	164,582 40
Income from all other sources.....	11,066 03
Aggregate amount of income received in cash.....	<u>\$913,758 67</u>

IV. EXPENDITURES DURING THE YEAR.

Net amount paid for losses, (fire).....	\$394,388 92
Cash dividends actually paid.....	128,352 00
Paid for commissions or brokerage.....	112,973 94

Salaries and other charges of officers, clerks and other employees.....	\$86,682 71
Paid for State, national and local taxes.....	33,488 54
All other expenditures, viz: general expenses.....	129,627 35
Aggregate amount of expenditures in cash.....	<u>\$887,513 46</u>

## V. MISCELLANEOUS.

## RISKS AND PREMIUMS.

	<i>Fire risks.</i>	<i>Premiums.</i>
In force December 31, 1876.....	\$154,333,870	\$2,723,164 81
Written during the year.....	72,709,147	907,470 13
Total.....	<u>\$227,043,017</u>	<u>\$3,630,634 94</u>
Deduct those terminated.....	77,869,339	917,379 27
Net amount in force.....	<u>\$149,173,678</u>	<u>\$2,713,255 67</u>

## BUSINESS IN THE STATE OF MAINE DURING THE YEAR.

Risks taken, (fire).....	\$1,488,958 00
Premiums received.....	16,040 00
Losses paid on risks taken.....	18,441 75
Losses incurred in Maine.....	18,441 75
Amount of taxes paid to the State of Maine on premiums.....	<u>481 20</u>

GERMAN AMERICAN INSURANCE COMPANY.  
NEW YORK CITY.

INCORPORATED IN 1872. COMMENCED BUSINESS IN 1872.

E. OELBERMANN, *President.*JAMES A. SILVEY, *Secretary.*

Capital paid up in cash, \$1,000,000.

## I. ASSETS.

Stocks and bonds owned by the company, market value.....	\$1,798,200 00
Loans secured by collaterals.....	286,200 00
Cash in the company's principal office and in bank.....	170,489 85
Premiums in due course of collection.....	69,819 21

Aggregate of all the admitted assets of the company at their actual value.....  
\$2,324,709 06



## II. LIABILITIES.

Losses adjusted and unpaid.....	\$25,232 82
Losses unadjusted, including all reported and supposed losses.....	63,229 82
Losses resisted, including interest, costs and expenses....	10,766 13
Net amount of unpaid losses and claims.....	\$99,228 77
Amount required to safely reinsure all outstanding risks.....	524,767 34
All other demands against the company, viz: commissions, etc.....	13,761 98
Total amount of liabilities, except capital stock and net surplus.....	\$637,758 09
Capital actually paid up in cash.....	1,000,000 00
Surplus beyond capital.....	686,950 97
Aggregate of all liabilities, including stock and net surplus.....	<u>\$2,324,709 06</u>

## III. INCOME DURING THE YEAR.

Net cash received for premiums, (fire).....	\$933,049 60
Received for interest and dividends from all sources.....	115,618 41
Aggregate amount of income received in cash.....	<u>\$1,048,668 01</u>

## IV. EXPENDITURES DURING THE YEAR.

Net amount paid for losses, (fire).....	\$416,552 44
Cash dividends actually paid.....	100,000 00
Paid for commissions or brokerage.....	139,354 21
Salaries and other charges of officers, clerks and other employees.....	94,620 77
Paid for State, national and local taxes.....	24,808 77
All other expenditures, viz: general expenses.....	98,645 18
Aggregate amount of expenditures in cash.....	<u>\$873,981 37</u>

## V. MISCELLANEOUS.

## RISKS AND PREMIUMS.

	<i>Fire risks.</i>	<i>Premiums.</i>
In force December 31, 1876.....	\$86,745,313	\$974,388 45
Written during the year.....	121,115,117	1,061,780 27
Total.....	<u>\$207,860,430</u>	<u>\$2,036,168 72</u>
Deduct those terminated and reinsured.....	101,273,458	1,006,499 42
Net amount in force.....	<u>\$106,586,972</u>	<u>\$1,029,669 30</u>

## BUSINESS IN THE STATE OF MAINE DURING THE YEAR.

Risks taken, (fire).....	\$821,324 00
Premiums received.....	8,263 35
Losses paid on risks taken.....	4,211 04
Losses incurred in Maine.....	4,685 68
Amount of taxes paid to the State of Maine on premiums.....	81 05

GERMANIA FIRE INSURANCE COMPANY.  
NEW YORK CITY.

INCORPORATED IN 1859. COMMENCED BUSINESS IN 1859.

RUDOLPH GARRIGUE, *President.*

HUGO SCHUMANN, *Secretary.*

Capital paid up in cash, \$500,000.

I. ASSETS.

Real estate owned by the company, unincumbered.....	\$60,838 55
Loans on bond and mortgage, (first liens)...	560,500 00
Stocks and bonds owned by the company, market value.....	741,650 00
Loans secured by collaterals.....	76,100 00
Cash in the company's principal office and in bank.....	85,529 62
Interest due and accrued.....	22,996 12
Premiums in due course of collection .....	74,506 50
All other property belonging to the company.....	9,700 00

Aggregate of all the admitted assets of the company at their actual value .....	\$1,631,820 79
---	----------------

II. LIABILITIES.

Losses adjusted and unpaid.....	\$11,512 66
Losses unadjusted, including all reported and supposed losses.....	19,178 66
Losses resisted, including interest, costs and expenses....	38,008 11
Net amount of unpaid losses and claims.....	\$68,699 43
Amount required to safely reinsure all outstanding risks.....	410,082 74
Total amount of liabilities, except capital stock and net surplus.....	\$478,782 17
Capital actually paid up in cash.....	500,000 00
Surplus beyond capital .....	653,038 62

Aggregate of all liabilities, including stock and net surplus.....	\$1,631,820 79
--	----------------

III. INCOME DURING THE YEAR.

Net cash received for premiums, (fire) .....	\$682,819 91
Received for interest and dividends from all sources.....	88,847 95
Aggregate amount of income received in cash.....	\$771,667 86

IV. EXPENDITURES DURING THE YEAR.

Net amount paid for losses, (fire).....	\$327,178 18
Cash dividends actually paid.....	150,000 00
Paid for commissions or brokerage.....	116,884 98

## INSURANCE COMPANIES OF OTHER STATES.

87

Salaries and other charges of officers, clerks and other employees.....	\$74,252 38
Paid for State, national and local taxes.....	16,527 98
All other expenditures, viz: general expenses.....	106,711 29
Aggregate amount of expenditures in cash .....	<u>\$791,554 81</u>

## V. MISCELLANEOUS.

## RISKS AND PREMIUMS.

	<i>Fire risks.</i>	<i>Premiums.</i>
In force December 31, 1876 .....	\$80,721,950	\$899,770 23
Written during the year .....	78,551,435	754,991 93
Total .....	<u>\$159,273,385</u>	<u>\$1,654,762 16</u>
Deduct those terminated and reinsured .....	81,106,149	838,747 05
Net amount in force.....	<u>\$78,167,236</u>	<u>\$816,015 11</u>

## BUSINESS IN THE STATE OF MAINE DURING THE YEAR.

Risks taken, (fire) .....	\$496,187 00
Premiums received.....	5,831 81
Losses paid on risks taken.....	3,242 05
Losses incurred in Maine.....	1,737 34
Amount of taxes paid to the State of Maine on premiums.....	<u>51 79</u>

## GIRARD FIRE AND MARINE INSURANCE COMPANY.

PHILADELPHIA, PA.

INCORPORATED IN 1853. COMMENCED BUSINESS IN 1853.

ALFRED S. GILLETT, *President.*P. C. ROYCE, *Secretary.*

Capital paid up in cash, \$300,000.

## I. ASSETS.

Real estate owned by the company, unincumbered.....	\$275,000 00
Loans on bond and mortgage, (first liens).....	390,866 65
Stocks and bonds owned by the company, market value.....	313,311 00
Loans secured by collaterals.....	3,950 00
Cash in the company's principal office and in bank.....	65,780 20
Interest due and accrued.....	10,358 67
Premiums in due course of collection.....	30,853 86
All other property belonging to the company.....	<u>3,553 44</u>
Aggregate of all the admitted assets of the company at their actual value .....	<u>\$1,093,673 82</u>

## UNADMITTED ASSETS.

Loan on personal security .....	<u>\$3,000 00</u>
---------------------------------	-------------------

## II. LIABILITIES.

Net amount of unpaid losses and claims, (unadjusted).....	\$21,410 04
Amount required to safely reinsure all outstanding risks.....	248,461 27
Amount reclaimable on perpetual fire policies.....	63,008 64
All other demands against the company, viz: commissions, etc.....	14,893 37
Total amount of liabilities, except capital stock and net surplus.....	<u>\$347,773 32</u>
Capital actually paid up in cash.....	300,000 00
Surplus beyond capital.....	445,900 50
Aggregate of all liabilities, including stock and net surplus.....	<u><u>\$1,093,673 82</u></u>

## III. INCOME DURING THE YEAR.

Net cash received for premiums, (fire) .....	\$323,538 26
Received for interest and dividends from all sources.....	44,742 33
Income from all other sources, viz: rents.....	10,120 90
Aggregate amount of income received in cash.....	<u><u>\$378,401 49</u></u>

## IV. EXPENDITURES DURING THE YEAR.

Net amount paid for losses, (fire).....	\$166,751 58
Cash dividends actually paid.....	75,000 00
Paid for commissions or brokerage.....	50,406 67
Salaries and other charges of officers, clerks and other employees.....	36,241 44
Paid for State, national and local taxes.....	15,324 23
All other expenditures, viz: general expenses.....	22,264 43
Aggregate amount of expenditures in cash.....	<u><u>\$365,988 35</u></u>

## V. MISCELLANEOUS.

## RISKS AND PREMIUMS.

	<i>Fire risks.</i>	<i>Premiums.</i>
In force December 31, 1876.....	\$48,046,342	\$622,191 78
Written during the year .....	36,406,766	352,669 28
Total.....	<u>\$84,453,108</u>	<u>\$974,861 06</u>
Deduct those terminated and reinsured.....	40,900,348	423,335 55
Net amount in force.....	<u><u>\$43,552,760</u></u>	<u><u>\$551,525 51</u></u>

## BUSINESS IN THE STATE OF MAINE DURING THE YEAR.

Risks taken, (fire) .....	\$582,000 00
Premiums received.....	6,049 81
Losses paid on risks taken.....	4,121 99
Losses incurred in Maine.....	3,324 50
Amount of taxes paid to the State of Maine on premiums.....	181 49

## GLOUCESTER FIRE INSURANCE COMPANY.

GLOUCESTER, MASS.

INCORPORATED IN 1869. COMMENCED BUSINESS IN 1870.

ROBERT R. FEARS, *President.*JOHN CUNNINGHAM, *Secretary.*

Capital paid up in cash, \$100,000.

## I. ASSETS.

Loans on bond and mortgage, (first liens).....	\$48,600 00
Stocks and bonds owned by the company, market value .....	104,495 00
Loans secured by collaterals.....	8,000 00
Cash in the company's principal office and in bank .....	11,469 78
Interest due and accrued.....	1,244 63
Premiums in due course of collection.....	8,716 30
Bills receivable, not matured, taken for marine and inland risks.....	10,869 03
Aggregate of all the admitted assets of the company at their actual value .....	<u>\$193,394 74</u>

## II. LIABILITIES.

Losses adjusted and unpaid.....	\$8,160 08
Losses unadjusted, including all reported and supposed losses.....	10,379 93
Net amount of unpaid losses and claims.....	<u>\$18,540 01</u>
Reinsurance on fire risks.....	\$35,575 42
Reinsurance on marine and inland risks.....	13,212 86
Amount required to safely reinsure all outstanding risks.....	48,788 28
All other demands against the company.....	648 99
Total amount of liabilities, except capital stock and net surplus.....	<u>\$67,977 28</u>
Capital actually paid up in cash.....	100,000 00
Surplus beyond capital.....	25,417 46
Aggregate of all liabilities, including stock and net surplus.....	<u>\$193,394 74</u>

## III. INCOME DURING THE YEAR.

	<i>Fire.</i>	<i>Marine.</i>	
Net cash received for premiums.....	\$49,424 29	\$14,492 56	
Received for interest and dividends from all sources.....			\$63,916 85
Income from all other sources .....			9,605 65
Aggregate amount of income received in cash.....			<u>\$74,501 93</u>

## STOCK FIRE, FIRE-MARINE AND MARINE

## IV. EXPENDITURES DURING THE YEAR.

	<i>Fire.</i>	<i>Marine.</i>	
Net amount paid for losses.....	\$42,046 76	\$11,910 13	\$53,956 89
Cash dividends actually paid.....			3,972 00
Paid for commissions or brokerage.....			9,309 61
Salaries and other charges of officers, clerks and other employees.....			5,608 62
Paid for State, national and local taxes.....			1,907 31
All other expenditures, viz: general expenses.....			115 70
Aggregate amount of expenditures in cash.....			<u>\$74,870 13</u>

## V. MISCELLANEOUS.

## RISKS AND PREMIUMS.

	<i>Fire risks.</i>	<i>Premiums.</i>	<i>Marine risks.</i>	<i>Premiums.</i>
In force December 31, 1876..	\$4,590,949	\$78,306 53	\$56,000	\$3,113 25
Written during the year.....	3,613,143	58,732 86	891,812	25,710 75
Total.....	<u>\$8,204,092</u>	<u>\$137,039 39</u>	<u>\$947,812</u>	<u>\$28,824 00</u>
Deduct those terminated.....	3,873,027	65,884 81	704,730	15,611 14
Net amount in force ....	<u>\$4,331,065</u>	<u>\$71,154 58</u>	<u>\$243,082</u>	<u>\$13,212 86</u>

## BUSINESS IN THE STATE OF MAINE DURING THE YEAR.

Risks taken, (fire) .....	\$388,178 00
Premiums received.....	6,813 06
Losses paid on risks taken.....	5,142 50
Losses incurred in Maine.....	7,035 95
Amount of taxes paid to the State of Maine on premiums.....	<u>136 26</u>

HANOVER FIRE INSURANCE COMPANY.  
NEW YORK CITY.

INCORPORATED IN 1852. COMMENCED BUSINESS IN 1852.

B. S. WALCOTT, *President.*

CHARLES L. ROE, *Secretary.*

Capital paid up in cash, \$500,000.

I. ASSETS.

Real estate owned by the company, unincumbered .....	\$2,725 95
Loans on bond and mortgage, (first liens).....	240,750 00
Stocks and bonds owned by the company, market value .....	1,156,098 75
Loans secured by collaterals.....	40,750 00
Cash in the company's principal office and in bank .....	91,454 77
Interest due and accrued.....	4,541 44
Premiums in due course of collection.....	85,377 57
Aggregate of all the admitted assets of the company at their actual value .....	\$1,621,698 48

II. LIABILITIES.

Losses adjusted and unpaid.....	\$30,411 57
Losses unadjusted, including all reported and supposed losses.....	18,058 66
Losses resisted, including interest, costs and expenses....	37,208 11
Net amount of unpaid losses and claims.....	\$85,678 34
Amount required to safely reinsure all outstanding risks.....	473,092 58
All other demands against the company, viz: commissions, etc .....	9,529 49
Total amount of liabilities, except capital stock and net surplus.....	\$568,300 41
Capital actually paid up in cash.....	500,000 00
Surplus beyond capital.....	553,398 07
Aggregate of all liabilities, including stock and net surplus.....	\$1,621,698 48

III. INCOME DURING THE YEAR.

Net cash received for premiums, (fire).....	\$712,601 23
Received for interest and dividends from all sources .....	88,593 12
Aggregate amount of income received in cash .....	\$801,194 35

IV. EXPENDITURES DURING THE YEAR.

Net amount paid for losses, (fire).....	\$376,593 72
Cash dividends actually paid.....	50,000 00
Paid for commissions or brokerage.....	116,108 67

Salaries and other charges of officers, clerks and other employees.....	\$46,905 48
Paid for State, national and local taxes.....	17,741 86
All other expenditures, viz: general expenses.....	130,296 32
Aggregate amount of expenditures in cash .....	<u>\$737,646 05</u>

## V. MISCELLANEOUS.

## RISKS AND PREMIUMS.

	<i>Fire risks.</i>	<i>Premiums.</i>
In force December 31, 1876.....	\$94,585,525	\$1,057,526 72
Written during the year.....	86,193,863	787,520 34
Total.....	\$180,779,388	\$1,845,047 06
Deduct those terminated and reinsured.....	91,261,700	905,391 38
Net amount in force.....	<u>\$89,517,688</u>	<u>\$939,655 68</u>

## BUSINESS IN THE STATE OF MAINE DURING THE YEAR.

Risks taken, (fire) .....	\$863,220 00
Premiums received.....	11,669 52
Losses paid on risks taken.....	8,557 88
Losses incurred in Maine.....	8,090 57
Amount of taxes paid to the State of Maine on premiums.....	<u>62 23</u>

## HARTFORD FIRE INSURANCE COMPANY.

## HARTFORD, CONN.

INCORPORATED IN 1810. COMMENCED BUSINESS IN 1810.

GEORGE L. CHASE, *President.*J. D. BROWNE, *Secretary.*

Capital paid up in cash, \$1,250,000.

## I. ASSETS.

Real estate owned by the company, unincumbered.....	\$363,175 60
Loans on bond and mortgage, (first liens).....	916,316 57
Stocks and bonds owned by the company, market value.....	1,451,682 97
Loans secured by collaterals.....	50,000 00
Cash in the company's principal office and in bank.....	192,159 12
Interest due and accrued.....	46,730 09
Premiums in due course of collection.....	254,170 92
All other property belonging to the company.....	18,678 22
Aggregate of all the admitted assets of the company at their actual value .....	<u>\$3,292,913 49</u>



## II. LIABILITIES.

Losses unadjusted, including all reported losses.....	\$131,263 81
Losses resisted, including interest, costs and expenses....	41,900 00
Net amount of unpaid losses and claims.....	\$173,163 81
Amount required to safely reinsure all outstanding risks.....	894,374 12
All other demands against the company.....	29,343 00
Total amount of liabilities, except capital stock and net surplus.....	\$1,096,880 93
Capital actually paid up in cash.....	1,250,000 00
Surplus beyond capital.....	946,032 56
Aggregate of all liabilities, including stock and net surplus.....	<u>\$3,292,913 49</u>

## III. INCOME DURING THE YEAR.

Net cash received for premiums, (fire).....	\$1,629,821 17
Received for interest and dividends from all sources.....	153,273 49
Income from all other sources, viz: rents.....	10,926 59
Aggregate amount of income received in cash.....	<u>\$1,794,021 25</u>

## IV. EXPENDITURES DURING THE YEAR.

Net amount paid for losses, (fire).....	\$1,019,989 20
Cash dividends actually paid.....	200,062 00
Paid for commissions or brokerage.....	237,007 28
Salaries and other charges of officers, clerks and other employees.....	113,272 62
Paid for State, national and local taxes.....	35,911 40
All other expenditures, viz: general expenses.....	114,980 63
Aggregate amount of expenditures in cash.....	<u>\$1,721,223 13</u>

## V. MISCELLANEOUS.

## RISKS AND PREMIUMS.

	<i>Fire risks.</i>	<i>Premiums.</i>
In force December 31, 1876.....	\$134,251,386	\$1,607,913 31
Written during the year.....	145,215,532	1,629,821 17
Total.....	\$279,466,918	\$3,237,734 48
Deduct those terminated.....	141,490,950	1,679,287 04
Net amount in force.....	<u>\$137,975,968</u>	<u>\$1,558,447 44</u>

## BUSINESS IN THE STATE OF MAINE DURING THE YEAR.

Risks taken, (fire).....	\$6,450,145 00
Premiums received.....	59,961 44
Losses paid on risks taken.....	15,637 92
Losses incurred in Maine.....	25,400 14
Amount of taxes paid to the State of Maine on premiums.....	454 27

HOFFMAN FIRE INSURANCE COMPANY.  
NEW YORK CITY.

INCORPORATED IN 1864. COMMENCED BUSINESS IN 1864.

M. F. HODGES, *President.*

J. D. MACINTYRE, *Secretary.*

Capital paid up in cash, \$200,000.

I. ASSETS.

Loans on bond and mortgage, (first liens).....	\$171,493 00
Stocks and bonds owned by the company, market value .....	172,737 50
Loans secured by collaterals.....	4,050 00
Cash in the company's principal office and in bank.....	14,413 43
Interest due and accrued.....	4,535 39
Premiums in due course of collection.....	10,115 95
Aggregate of all the admitted assets of the company at their actual value .....	\$377,345 27

II. LIABILITIES.

Losses adjusted and unpaid.....	\$2,749 68
Losses unadjusted, including all reported losses.....	5,030 50
Net amount of unpaid losses and claims.....	\$7,780 18
Amount required to safely reinsure all outstanding risks.....	70,672 90
All other demands against the company, viz: commissions, etc .....	636 18
Total amount of liabilities, except capital stock and net surplus.....	\$79,089 26
Capital actually paid up in cash.....	200,000 00
Surplus beyond capital .....	98,256 01
Aggregate of all liabilities, including stock and net surplus.....	\$377,345 27

III. INCOME DURING THE YEAR.

Net cash received for premiums.....	\$130,541 25
Received for interest and dividends from all sources.....	20,629 91
Aggregate amount of income received in cash .....	\$151,171 16

IV. EXPENDITURES DURING THE YEAR.

Net amount paid for losses.....	\$77,775 70
Cash dividends actually paid.....	20,000 00
Paid for commissions or brokerage.....	22,235 93
Salaries and other charges of officers, clerks and other employees.....	20,940 00
Paid for State, national and local taxes.....	4,285 03
All other expenditures, viz: general expenses .....	16,125 28
Aggregate amount of expenditures in cash .....	\$161,361 94

## V. MISCELLANEOUS.

RISKS AND PREMIUMS.				
	<i>Fire risks.</i>	<i>Premiums.</i>	<i>Inland risks.</i>	<i>Premiums.</i>
In force December 31, 1876...	\$14,396,822	\$146,082 61	-	-
Written during the year.....	16,312,150	153,869 74	\$24,000	\$757 50
Total.....	\$30,708,972	\$299,952 35	\$24,000	\$757 50
Deduct those terminated.....	16,631,722	161,742 55	10,000	180 00
Net amount in force.....	\$14,077,250	\$138,209 80	\$14,000	\$577 50

## BUSINESS IN THE STATE OF MAINE DURING THE YEAR.

Risks taken, (fire) .....	\$83,425 00
Premiums received .....	967 89
Amount of taxes paid to the State of Maine on premiums. ....	19 36

## HOME INSURANCE COMPANY.

NEWARK, N. J.

INCORPORATED IN 1869. COMMENCED BUSINESS IN 1873.

WILLIAM ROBOTHAM, *President.*WM. R. FREEMAN, *Secretary.*

Capital paid up in cash, \$200,000.

## I. ASSETS.

Real estate owned by the company, unincumbered.....	\$58,822 91
Loans on bond and mortgage, (first liens)... ..	104,725 00
Stocks and bonds owned by the company, market value.....	83,957 00
Loans secured by collaterals.....	2,100 00
Cash in the company's principal office and in bank.....	11,470 66
Interest due and accrued.....	3,633 57
Premiums in due course of collection .....	16,898 93

Aggregate of all the admitted assets of the company at their actual value .....

\$281,608 07

## II. LIABILITIES.

Losses adjusted and unpaid.....	\$11,688 06
Losses unadjusted, including all reported losses.....	645 00
Net amount of unpaid losses and claims.....	\$12,333 06

## STOCK FIRE, FIRE-MARINE AND MARINE

Reinsurance on fire risks .....	\$32,433 39	
Reinsurance on marine risks.....	13,002 97	
Amount required to safely reinsure all outstanding risks.....		\$45,436 36
Due and to become due for borrowed money.....		20,000 00
All other demands against the company, viz: commissions, etc.....		1,686 73
Total amount of liabilities, except capital stock and net surplus.....		\$79,456 15
Capital actually paid up in cash.....		200,000 00
Surplus beyond capital .....		2,151 92
Aggregate of all liabilities, including stock and net surplus.....		<u>\$281,608 07</u>

## III. INCOME DURING THE YEAR.

	<i>Fire.</i>	<i>Marine.</i>	
Net cash received for premiums.....	\$62,435 56	\$66,624 72	
Received for interest and dividends from all sources.....			12,860 36
Aggregate amount of income received in cash.....			<u>\$141,920 64</u>

## IV. EXPENDITURES DURING THE YEAR.

	<i>Fire.</i>	<i>Marine.</i>	
Net amount paid for losses.....	\$37,184 76	\$49,650 23	\$86,834 99
Cash dividends actually paid.....			14,000 00
Paid for commissions or brokerage.....			18,690 14
Salaries and other charges of officers, clerks and other employees.....			8,750 00
Paid for State, national and local taxes.....			1,495 50
All other expenditures, viz: general expenses.....			11,325 61
Aggregate amount of expenditures in cash .....			<u>\$141,096 24</u>

## V. MISCELLANEOUS.

## RISKS AND PREMIUMS.

	<i>Fire risks.</i>	<i>Premiums.</i>	<i>Marine risks.</i>	<i>Premiums.</i>
In force December 31, 1876...	\$5,620,266	\$60,344 57	\$148,345	\$2,775 06
Written during the year.....	8,759,146	80,263 62	7,156,441	77,397 39
Total.....	\$14,379,412	\$140,608 19	\$7,304,786	\$80,172 45
Deduct those terminated and reinsured.....	8,205,922	77,922 08	6,518,722	67,169 48
Net amount in force.....	<u>\$6,173,490</u>	<u>\$62,686 11</u>	<u>\$786,064</u>	<u>\$13,002 97</u>

## BUSINESS IN THE STATE OF MAINE DURING THE YEAR.

Risks taken, (fire) .....	\$56,503 00
Premiums received.....	902 14
Amount of taxes paid to the State of Maine on premiums.....	18 04

HOME INSURANCE COMPANY.  
NEW YORK CITY.

INCORPORATED IN 1853. COMMENCED BUSINESS IN 1853.

CHARLES J. MARTIN, *President*.

JOHN H. WASHBURN, *Secretary*.

Capital paid up in cash, \$3,000,000.

I. ASSETS.

Real estate owned by the company, unincumbered.....	\$12,500 00
Loans on bond and mortgage, (first liens).....	2,016,903 00
Stocks and bonds owned by the company, market value.....	3,395,893 00
Loans secured by collaterals.....	314,215 47
Cash in the company's principal office and in bank.....	161,727 56
Interest due and accrued.....	65,212 39
Premiums in due course of collection.....	143,075 33
<hr/>	
Aggregate of all the admitted assets of the company at their actual value.....	<u>\$6,109,526 75</u>

II. LIABILITIES.

Losses adjusted and unpaid.....	\$35,596 79
Losses unadjusted, including all reported losses. ....	174,733 56
Losses resisted, including interest, costs and expenses....	44,066 07
<hr/>	
Net amount of unpaid losses and claims.....	\$254,396 42
Amount required to safely reinsure all outstanding risks.....	1,836,432 31
All other demands against the company .....	1,995 00
<hr/>	
Total amount of liabilities, except capital stock and net surplus.....	\$2,092,823 73
Capital actually paid up in cash.....	3,000,000 00
Surplus beyond capital .....	1,016,703 02
<hr/>	
Aggregate of all liabilities, including stock and net surplus.....	<u>\$6,109,526 75</u>

III. INCOME DURING THE YEAR.

Net cash received for premiums, (fire) .....	\$2,731,538 17
Received for interest and dividends from all sources .....	344,714 25
<hr/>	
Aggregate amount of income received in cash.....	<u>\$3,076,252 42</u>

IV. EXPENDITURES DURING THE YEAR.

Net amount paid for losses, (fire).....	\$1,524,533 06
Cash dividends actually paid.....	299,380 00
Paid for commissions or brokerage.....	531,378 14

Salaries and other charges of officers, clerks and other employees.....	\$252,477 90
Paid for State, national and local taxes.....	68,509 10
All other expenditures, viz: general expenses... ..	208,123 60
Aggregate amount of expenditures in cash.....	<u>\$2,884,401 80</u>

## V. MISCELLANEOUS.

## RISKS AND PREMIUMS.

	<i>Fire risks.</i>	<i>Premiums..</i>
In force December 31, 1876.....	\$346,154,310	\$3,638,243 00
Written during the year .....	350,717,945	2,972,922 06
Total.....	\$696,872,255	\$6,611,165 06
Deduct those terminated .....	355,438,315	3,065,896 06
Net amount in force.....	<u>\$341,433,940</u>	<u>\$3,545,269 00</u>

## BUSINESS IN THE STATE OF MAINE DURING THE YEAR.

Risks taken, (fire).....	\$4,855,790 00
Premiums received .....	53,968 64
Losses paid on risks taken.....	47,906 79
Losses incurred in Maine.....	50,909 99
Amount of taxes paid to the State of Maine on premiums.....	121 24

HOWARD INSURANCE COMPANY.  
NEW YORK CITY.

INCORPORATED IN 1825. COMMENCED BUSINESS IN 1825.

SAMUEL T. SKIDMORE, *President.*

CHARLES A. HULL, *Secretary.*

Capital paid up in cash, \$500,000.

## I. ASSETS.

Real estate owned by the company, unincumbered.....	\$115,000 00
Loans on bond and mortgage, (first liens).....	41,950 00
Stocks and bonds owned by the company, market value.....	549,821 00
Loans secured by collaterals .....	2,250 00
Cash in the company's principal office and in bank.....	16,036 00
Interest due and accrued.....	3,959 84
Premiums in due course of collection.....	16,753 43
All other property belonging to the company, viz: rents.....	1,983 33
Aggregate of all the admitted assets of the company at their actual value .....	<u>\$747,753 60</u>

## II. LIABILITIES.

Losses unadjusted, including all reported losses.....	\$10,645 58	
Losses resisted, including interest, costs and expenses....	5,000 00	
		<hr/>
Net amount of unpaid losses and claims.....		\$15,645 58
Amount required to safely reinsure all outstanding risks.....		99,800 99
All other demands against the company, viz: commissions .....		5 63
		<hr/>
Total amount of liabilities, except capital stock and net surplus.....		\$115,452 20
Capital actually paid up in cash.....		500,000 00
Surplus beyond capital.....		132,301 40
		<hr/>
Aggregate of all liabilities, including stock and net surplus.....		<u>\$747,753 60</u>

## III. INCOME DURING THE YEAR.

Net cash received for premiums, (fire) .....	\$176,892 29
Received for interest and dividends from all sources.....	34,615 87
Income from all other sources, viz: rents.....	2,800 00
	<hr/>
Aggregate amount of income received in cash.....	<u>\$214,308 16</u>

## IV. EXPENDITURES DURING THE YEAR.

Net amount paid for losses, (fire).....	\$76,417 42
Cash dividends actually paid .....	60,378 00
Paid for commissions or brokerage .....	23,106 17
Salaries and other charges of officers, clerks and other employees.....	36,245 48
Paid for State, national and local taxes.....	7,214 93
All other expenditures, viz: general expenses.....	27,013 51
	<hr/>
Aggregate amount of expenditures in cash .....	<u>\$230,375 51</u>

## V. MISCELLANEOUS.

## RISKS AND PREMIUMS.

	<i>Fire risks.</i>	<i>Premiums.</i>
In force December 31, 1876 .....	\$22,610,215	\$175,611 16
Written during the year .....	26,695,789	192,802 08
	<hr/>	<hr/>
Total .....	\$49,306,004	\$368,413 24
Deduct those terminated and reinsured.....	26,067,284	173,197 13
	<hr/>	<hr/>
Net amount in force.....	<u>\$23,238,720</u>	<u>\$195,216 11</u>

## BUSINESS IN THE STATE OF MAINE DURING THE YEAR.

Risks taken, (fire) .....	\$154,400 00
Premiums received.....	1,161 83
Amount of taxes paid to the State of Maine on premiums.....	23 24
	<hr/>

## HUDSON INSURANCE COMPANY.

JERSEY CITY, N. J.

INCORPORATED IN 1842. COMMENCED BUSINESS IN 1842.

JAMES GOPSILL, *President.*JOHN F. JENNE, *Secretary.*

Capital paid up in cash, \$200,000.

## I. ASSETS.

Real estate owned by the company, unincumbered.....	\$15,336 68
Loans on bond and mortgage, (first liens).....	59,500 00
Stocks and bonds owned by the company, market value .....	95,423 75
Loans secured by collaterals.....	56,056 38
Cash in the company's principal office and in bank.....	15,002 99
Interest due and accrued.....	5,794 16
Premiums in due course of collection... ..	11,927 62
Bills receivable, not matured, taken for fire risks.....	25,259 38
Aggregate of all the admitted assets of the company at their actual value .....	<u>\$284,300 96</u>

## II. LIABILITIES.

Losses adjusted and unpaid.....	\$5,188 24
Losses unadjusted, including all reported losses.....	2,000 00
Losses resisted, including interest, costs and expenses....	<u>2,500 00</u>
Net amount of unpaid losses and claims.....	\$9,688 24
Amount required to safely reinsure all outstanding risks.....	66,634 25
All other demands against the company.....	1,156 00
Total amount of liabilities, except capital stock and net surplus.....	<u>\$77,478 49</u>
Capital actually paid up in cash.....	200,000 00
Surplus beyond capital.....	6,822 47
Aggregate of all liabilities, including stock and net surplus.....	<u>\$284,300 96</u>

## III. INCOME DURING THE YEAR.

Net cash received for premiums, (fire) .....	\$89,804 72
Received for interest and dividends from all sources.....	11,074 87
Aggregate amount of income received in cash.....	<u>\$100,879 59</u>

## IV. EXPENDITURES DURING THE YEAR.

Net amount paid for losses, (fire).....	\$45,453 90
Cash dividends actually paid .....	10,000 00
Paid for commissions or brokerage.....	15,635 61



Salaries and other charges of officers, clerks and other employees.....	\$24,130 06
Paid for State, national and local taxes.....	3,464 07
All other expenditures, viz: general expenses.....	14,568 55
Aggregate amount of expenditures in cash .....	<u>\$113,252 19</u>

## V. MISCELLANEOUS.

## RISKS AND PREMIUMS.

	<i>Fire risks.</i>	<i>Premiums.</i>
In force December 31, 1876.....	\$17,686,920	\$191,862 83
Written during the year .....	12,172,525	109,564 34
Total.....	<u>\$29,859,445</u>	<u>\$301,427 17</u>
Deduct those terminated and reinsured.....	15,530,103	166,368 82
Net amount in force.....	<u>\$14,329,342</u>	<u>\$135,058 35</u>

## BUSINESS IN THE STATE OF MAINE DURING THE YEAR.

Risks taken, (fire).....	\$366,825 00
Premiums received .....	4,815 46
Losses paid on risks taken.....	2,936 94
Losses incurred in Maine.....	2,936 94
Amount of taxes paid to the State of Maine on premiums.....	<u>96 31</u>

## HUMBOLDT INSURANCE COMPANY.

NEWARK, N. J.

INCORPORATED IN 1870. COMMENCED BUSINESS IN 1870.

E. W. McCLAVE, *President.*GEORGE BROWN, *Secretary.*

Capital paid up in cash, \$200,000.

## I. ASSETS.

Real estate owned by the company, unincumbered .....	\$46,913 04
Loans on bond and mortgage, (first liens).....	173,317 00
Loans secured by collaterals.....	300 00
Cash in the company's principal office and in bank.....	14,532 63
Interest due and accrued.....	9,167 53
Premiums in due course of collection.....	15,854 41
All other property belonging to the company .....	250 00
Aggregate of all the admitted assets of the company at their actual value .....	<u>\$260,334 61</u>

## II. LIABILITIES.

Losses adjusted and unpaid.....	\$8,749 00	
Losses unadjusted, including all reported losses.....	1,220 00	
Losses resisted, including interest, costs and expenses....	4,725 00	
		<hr/>
Net amount of unpaid losses and claims.....		\$14,694 00
Amount required to safely reinsure all outstanding risks.....		37,931 54
Due and to become due for borrowed money.....		7,000 00
All other demands against the company, viz: commissions.....		500 00
		<hr/>
Total amount of liabilities, except capital stock and net surplus.....		\$60,125 54
Capital actually paid up in cash.....		200,000 00
Surplus beyond capital.....		209 07
		<hr/>
Aggregate of all liabilities, including stock and net surplus.....		\$260,334 61
		<hr/>

## III. INCOME DURING THE YEAR.

Net cash received for premiums, (fire).....	\$88,982 76
Received for interest and dividends from all sources.....	10,328 52
Income from all other sources, viz: rents.....	229 70
	<hr/>
Aggregate amount of income received in cash.....	\$99,540 98
	<hr/>

## IV. EXPENDITURES DURING THE YEAR.

Net amount paid for losses, (fire).....	\$93,672 19
Paid for commissions or brokerage.....	18,182 64
Salaries and other charges of officers, clerks and other employees.....	18,934 28
Paid for State, national and local taxes.....	3,142 19
	<hr/>
Aggregate amount of expenditures in cash.....	\$133,931 30
	<hr/>

## V. MISCELLANEOUS.

## RISKS AND PREMIUMS.

	<i>Fire risks.</i>	<i>Premiums.</i>
In force December 31, 1876.....	\$8,508,657	\$130,905 53
Written during the year.....	7,934,407	113,525 01
	<hr/>	<hr/>
Total.....	\$16,443,064	\$244,430 54
Deduct those terminated.....	10,603,656	168,145 60
	<hr/>	<hr/>
Net amount in force.....	\$5,839,408	\$76,284 94
	<hr/>	<hr/>

## BUSINESS IN THE STATE OF MAINE DURING THE YEAR.

Risks taken, (fire).....	\$163,175 00
Premiums received.....	2,445 59
Losses paid on risks taken.....	575 75
Losses incurred in Maine.....	1,705 42
Amount of taxes paid to the State of Maine on premiums.....	48 91
	<hr/>

INSURANCE COMPANY OF NORTH AMERICA.  
PHILADELPHIA, PA.

INCORPORATED IN 1794. COMMENCED BUSINESS IN 1794.

ARTHUR G. COFFIN, *President.*

MATTHIAS MARRIS, *Secretary.*

Capital paid up in cash, \$2,000,000.

I. ASSETS.

Real estate owned by the company, unincumbered.....	\$100,000 00
Loans on bond and mortgage, (first liens).....	1,609,210 00
Stocks and bonds owned by the company, market value.....	3,376,697 00
Loans secured by collaterals.....	87,942 81
Cash in the company's principal office and in bank.....	567,417 99
Interest due and accrued.....	34,862 00
Premiums in due course of collection.....	333,698 90
Bills receivable, not matured, taken for marine and inland risks.....	278,579 63
All other property belonging to the company.....	23,520 25

Aggregate of all the admitted assets of the company at their actual value .....	\$6,411,928 58
---	----------------

UNADMITTED ASSETS.

Loans on company's own stock .....	\$49,801 12
------------------------------------	-------------

II. LIABILITIES.

Losses adjusted and unpaid.....	\$10,425 00
Losses unadjusted, including all reported losses.....	263,562 00
Losses resisted, including interest, costs and expenses....	26,013 00
Net amount of unpaid losses and claims.....	\$300,000 00
Reinsurance on fire risks .....	\$984,965 78
Reinsurance on marine and inland risks.....	399,926 24
Amount required to safely reinsure all outstanding risks.....	1,384,892 02
Amount reclaimable on perpetual fire policies.....	350,212 37
Total amount of liabilities, except capital stock and net surplus.....	\$2,035,104 39
Capital actually paid up in cash.....	2,000,000 00
Surplus beyond capital .....	2,376,824 19

Aggregate of all liabilities, including stock and net surplus.....	\$6,411,928 58
--	----------------

## STOCK FIRE, FIRE-MARINE AND MARINE

## III. INCOME DURING THE YEAR.

	<i>Fire.</i>	<i>Marine.</i>	
Net cash received for premiums.....	\$1,303,696 78	\$1,798,428 40	\$3,102,125 18
Received for interest and dividends from all sources.....			297,354 14
Aggregate amount of income received in cash.....			<u>\$3,399,479 32</u>

## IV. EXPENDITURES DURING THE YEAR.

	<i>Fire.</i>	<i>Marine.</i>	
Net amount paid for losses.....	\$703,793 16	\$1,595,460 93	\$2,299,254 09
Cash dividends actually paid.....			400,000 00
Paid for commissions or brokerage.....			389,759 12
Salaries and other charges of officers, clerks and other employees.....			127,443 44
Paid for State, national and local taxes.....			87,370 27
All other expenditures, viz: general expenses.....			133,608 59
Aggregate amount of expenditures in cash.....			<u>\$3,437,435 51</u>

## V. MISCELLANEOUS.

## RISKS AND PREMIUMS.

	<i>Fire risks.</i>	<i>Premiums.</i>	<i>Marine risks.</i>	<i>Premiums.</i>
In force December 31, 1876.	\$162,691,889	\$2,445,996 58	\$12,320,762	\$422,553 65
Written during the year....	120,958,591	1,433,926 92	202,029,445	2,136,583 62
Total.....	<u>\$283,650,480</u>	<u>\$3,879,923 50</u>	<u>\$214,350,207</u>	<u>\$2,559,137 27</u>
Deduct those terminated....	118,765,537	1,573,808 60	205,752,309	2,159,211 03
Net amount in force....	<u>\$164,884,943</u>	<u>\$2,306,114 90</u>	<u>\$9,597,898</u>	<u>\$399,926 24</u>

## BUSINESS IN THE STATE OF MAINE DURING THE YEAR.

Risks taken, (fire) .....	\$1,186,019 00
Premiums received .....	14,678 98
Losses paid on risks taken.....	2,175 72
Losses incurred in Maine.....	4,046 35
Amount of taxes paid to the State of Maine on premiums.....	<u>440 34</u>

INSURANCE CO. OF THE STATE OF PENNSYLVANIA.  
PHILADELPHIA, PA.

INCORPORATED IN 1794. COMMENCED BUSINESS IN 1794.

HENRY D. SHERRERD, *President.*

J. H. HOLLINSHEAD, *Secretary.*

Capital paid up in cash, \$200,000.

I. ASSETS.

Real estate owned by the company, unincumbered.....	\$16,495 60
Loans on bond and mortgage, (first liens).....	160,850 00
Stocks and bonds owned by the company, market value.....	218,445 00
Loans secured by collaterals.....	70,000 00
Cash in the company's principal office and in bank.....	97,875 22
Interest due and accrued.....	7,517 50
Premiums in due course of collection.....	24,406 19
Bills receivable, not matured, taken for marine and inland risks.....	11,317 75
All other property belonging to the company.....	1,600 00
Aggregate of all the admitted assets of the company at their actual value.....	<u>\$608,507 26</u>

II. LIABILITIES.

Net amount of unpaid losses and claims.....	\$27,216 00
Reinsurance on fire risks.....	\$72,755 22
Reinsurance on marine risks.....	28,537 23
Amount required to safely reinsure all outstanding risks.....	101,292 45
Amount reclaimable on perpetual fire policies.....	80,193 78
All other demands against the company, viz: commissions, etc.....	2,642 02
Total amount of liabilities, except capital stock and net surplus.....	<u>\$211,344 25</u>
Capital actually paid up in cash.....	200,000 00
Surplus beyond capital.....	<u>197,163 01</u>
Aggregate of all liabilities, including stock and net surplus.....	<u>\$608,507 26</u>

III. INCOME DURING THE YEAR.

	<i>Fire.</i>	<i>Marine.</i>	
Net cash received for premiums.....	\$124,672 55	\$58,537 83	\$183,210 38
Received for interest and dividends from all sources.....			30,902 67
Income from all other sources.....			1,897 62
Aggregate amount of income received in cash.....			<u>\$216,010 67</u>

## STOCK FIRE, FIRE-MARINE AND MARINE

## IV. EXPENDITURES DURING THE YEAR.

	<i>Fire.</i>	<i>Marine.</i>	
Net amount paid for losses.....	\$64,460 27	\$79,802 03	\$144,262 30
Cash dividends actually paid.....			24,228 00
Paid for commissions or brokerage.....			18,888 38
Salaries and other charges of officers, clerks and other employees.....			11,300 00
Paid for State, national and local taxes.....			3,854 11
All other expenditures, viz: general expenses.....			14,108 16
Aggregate amount of expenditures in cash.....			<u>\$216,640 95</u>

## V. MISCELLANEOUS.

## RISKS AND PREMIUMS.

	<i>Fire risks.</i>	<i>Premiums.</i>	<i>Marine risks.</i>	<i>Premiums.</i>
In force December 31, 1876 ..	\$16,107,925	\$163,733 72	\$2,472,337	\$44,377 43
Written during the year.....	15,862,264	140,518 93	6,829,952	104,745 68
Total.....	<u>\$31,970,189</u>	<u>\$304,252 65</u>	<u>\$9,302,289</u>	<u>\$149,123 11</u>
Deduct those terminated and reinsured.....	15,845,067	158,925 32	7,056,056	120,585 88
Net amount in force.....	<u>\$16,125,122</u>	<u>\$145,327 33</u>	<u>\$2,246,233</u>	<u>\$28,537 23</u>

## BUSINESS IN THE STATE OF MAINE DURING THE YEAR.

Risks taken, (fire).....	\$158,065 00
Premiums received.....	1,500 26
Losses paid on risks taken.....	438 98
Losses incurred in Maine.....	388 98
Amount of taxes paid to the State of Maine on premiums.....	<u>45 01</u>

**MANHATTAN FIRE INSURANCE COMPANY.**  
**NEW YORK CITY.**

INCORPORATED IN 1872. COMMENCED BUSINESS IN 1872.

A. J. SMITH, *President.*

L. P. CARMAN, *Secretary.*

**Capital paid up in cash, \$250,000.**

I. ASSETS.

Real estate owned by the company, unincumbered.....	\$11,515 45
Loans on bond and mortgage, (first liens).....	190,723 55
Stocks and bonds owned by the company, market value .....	367,625 00
Loans secured by collaterals.....	24,925 00
Cash in the company's principal office and in bank.....	95,795 83
Interest due and accrued.....	7,775 79
Premiums in due course of collection.....	76,747 94
Bills receivable, not matured, taken for marine and inland risks.....	11,889 94
All other property belonging to the company, viz: salvage.....	6,240 47
Aggregate of all the admitted assets of the company at their actual value .....	<u>\$793,238 97</u>

II. LIABILITIES.

Losses adjusted and unpaid.....	\$15,156 92
Losses unadjusted, including all reported losses.....	28,595 00
Losses resisted, including interest, costs and expenses....	12,500 00
Net amount of unpaid losses and claims.....	\$56,251 92
Reinsurance on fire risks.....	\$266,812 32
Reinsurance on marine and inland risks.....	2,463 25
Amount required to safely reinsure all outstanding risks.....	269,275 57
All other demands against the company, viz: commissions.....	9,707 20
Total amount of liabilities, except capital stock and net surplus.....	<u>\$335,234 69</u>
Capital actually paid up in cash.....	250,000 00
Surplus beyond capital .....	<u>208,004 28</u>
Aggregate of all liabilities, including stock and net surplus .....	<u>\$793,238 97</u>

III. INCOME DURING THE YEAR.

	<i>Fire.</i>	<i>Inland.</i>	
Net cash received for premiums.....	\$607,217 54	\$81,503 07	
Received for interest and dividends from all sources .....			\$688,720 61
Income from all other sources, viz: rents.....			31,500 58
			1,100 00
Aggregate amount of income received in cash.....			<u>\$721,321 19</u>

## STOCK FIRE, FIRE-MARINE AND MARINE

## IV. EXPENDITURES DURING THE YEAR.

	<i>Fire.</i>	<i>Inland.</i>	
Net amount paid for losses.....	\$408,169 61	\$49,405 92	\$457,575 53
Cash dividends actually paid.....			50,000 00
Paid for commissions or brokerage.....			98,659 11
Salaries and other charges of officers, clerks and other employees.....			50,422 96
Paid for State, national and local taxes.....			16,613 48
All other expenditures, viz: general expenses.....			65,267 34
Aggregate amount of expenditures in cash .....			<u>\$738,538 42</u>

## V. MISCELLANEOUS.

## RISKS AND PREMIUMS.

	<i>Fire risks.</i>	<i>Premiums.</i>	<i>Inland risks.</i>	<i>Premiums.</i>
In force December 31, 1876..	\$32,534,061	\$489,303 77	\$203,893	\$2,498 50
Written during the year....	56,780,280	607,217 54	19,331,345	135,382 75
Total.....	<u>\$89,314,341</u>	<u>\$1,096,521 31</u>	<u>\$19,535,238</u>	<u>\$137,881 25</u>
Deduct those terminated and reinsured .....	48,597,056	596,411 38	19,357,138	132,954 75
Net amount in force....	<u>\$40,717,285</u>	<u>\$500,109 93</u>	<u>\$178,100</u>	<u>\$4,926 50</u>

## BUSINESS IN THE STATE OF MAINE DURING THE YEAR.

Risks taken, (fire) .....	\$583,455 00
Premiums received.....	7,789 80
Losses paid on risks taken.....	3,413 00
Losses incurred in Maine.....	3,413 00
Amount of taxes paid to the State of Maine on premiums.....	87 54



## MANUFACTURERS' INSURANCE COMPANY.

NEWARK, N. J.

INCORPORATED IN 1873. COMMENCED BUSINESS IN 1873.

GEORGE WILKINSON, *President.*D. S. WOOD, *Secretary.*

## Capital paid up in cash, \$200,000.

## I. ASSETS.

Real estate owned by the company, unincumbered.....	\$33,216 65
Loans on bond and mortgage, (first liens).....	166,800 00
Stocks and bonds owned by the company, market value .....	15,680 00
Loans secured by collaterals.....	32,678 70
Cash in the company's principal office and in bank.....	25,765 57
Interest due and accrued.....	5,327 83
Premiums in due course of collection.....	19,674 48
Bills receivable, not matured, taken for fire risks .....	973 28
Aggregate of all the admitted assets of the company at their actual value .....	<u>\$300,116 51</u>

## II. LIABILITIES.

Losses adjusted and unpaid.....	\$4,068 43
Losses unadjusted, including all reported losses.....	5,225 00
Losses resisted, including interest, costs and expenses....	1,500 00
Net amount of unpaid losses and claims.....	\$10,793 43
Amount required to safely reinsure all outstanding risks.....	71,967 02
All other demands against the company, viz: commissions .....	700 00
Total amount of liabilities, except capital stock and net surplus.....	\$83,460 45
Capital actually paid up in cash.....	200,000 00
Surplus beyond capital .....	16,656 06
Aggregate of all liabilities, including stock and net surplus .....	<u>\$300,016 51</u>

## III. INCOME DURING THE YEAR.

Net cash received for premiums, (fire) .....	\$139,502 61
Received for interest and dividends from all sources.....	18,051 79
Aggregate amount of income received in cash.....	<u>\$157,554 40</u>

## IV. EXPENDITURES DURING THE YEAR.

Net amount paid for losses, (fire).....	\$94,937 41
Cash dividends actually paid.....	14,000 00
Paid for commissions or brokerage.....	29,773 74

Salaries and other charges of officers, clerks and other employees.....	\$9,882 26
Paid for State, national and local taxes.....	3,594 99
All other expenditures, viz: general expenses.....	9,705 47
Aggregate amount of expenditures in cash .....	<u>\$161,893 87</u>

## V. MISCELLANEOUS.

## RISKS AND PREMIUMS.

	<i>Fire risks.</i>	<i>Premiums.</i>
In force December 31, 1876.....	\$11,662,802	\$135,681 92
Written during the year.....	12,686,566	165,586 34
Total.....	<u>\$24,349,368</u>	<u>\$301,268 26</u>
Deduct those terminated and reinsured .....	12,284,038	158,970 07
Net amount in force.....	<u>\$12,065,330</u>	<u>\$142,298 19</u>

## BUSINESS IN THE STATE OF MAINE DURING THE YEAR.

Risks taken, (fire) .....	\$37,500 00
Premiums received.....	685 58
Amount of taxes paid to the State of Maine on premiums.....	<u>13 71</u>

## MANUFACTURERS' FIRE AND MARINE INSURANCE CO.

## BOSTON, MASS.

INCORPORATED IN 1873. COMMENCED BUSINESS IN 1873.

SAMUEL GOULD, *President.*JAMES J. GOODRICH, *Secretary.*

Capital paid up in cash, \$500,000.

## I. ASSETS.

Real estate owned by the company, unincumbered.....	\$80,000 00
Loans on bond and mortgage, (first liens).....	82,400 00
Stocks and bonds owned by the company, market value.....	319,200 00
Loans secured by collaterals.....	255,237 00
Cash in the company's principal office and in bank.....	311,075 14
Interest due and accrued.....	9,108 47
Premiums in due course of collection .....	22,739 92
Bills receivable, not matured, taken for marine and inland risks.....	67,619 55
All other property belonging to the company, viz: salvage, etc.....	<u>11,650 00</u>

Aggregate of all the admitted assets of the company at their actual value .....

\$1,159,030 08

## II. LIABILITIES.

Net amount of unpaid losses and claims.....		\$57,000 00
Reinsurance on fire risks .....	\$163,732 80	
Reinsurance on marine and inland risks.....	178,822 22	
Amount required to safely reinsure all outstanding risks.....		342,555 02
All other demands against the company.....		5,290 00
Total amount of liabilities, except capital stock and net surplus.....		<u>\$404,845 02</u>
Capital actually paid up in cash.....		500,000 00
Surplus beyond capital .....		254,185 06
Aggregate of all liabilities, including stock and net surplus.....		<u><u>\$1,159,030 08</u></u>

## III. INCOME DURING THE YEAR.

	<i>Fire.</i>	<i>Marine.</i>	
Net cash received for premiums.....	\$237,091 65	\$140,167 69	\$377,259 34
Received for interest and dividends from all sources.....			47,298 73
Income from all other sources, viz: rents.....			6,775 90
Aggregate amount of income received in cash.....			<u><u>\$431,333 97</u></u>

## IV. EXPENDITURES DURING THE YEAR.

	<i>Fire.</i>	<i>Marine.</i>	
Net amount paid for losses.....	\$161,826 67	\$178,975 09	\$340,801 76
Cash dividends actually paid.....			49,450 00
Paid for commissions or brokerage.....			10,022 38
Salaries and other charges of officers, clerks and other employees.....			41,301 03
Paid for State, national and local taxes.....			11,489 03
All other expenditures, viz: general expenses.....			30,427 03
Aggregate amount of expenditures in cash .....			<u><u>\$483,491 23</u></u>

## V. MISCELLANEOUS.

## RISKS AND PREMIUMS.

	<i>Fire risks.</i>	<i>Premiums.</i>	<i>Marine risks.</i>	<i>Premiums.</i>
In force December 31, 1876...	\$30,579,097	\$341,437 82	\$3,678,829	\$181,843 06
Written during the year.....	32,701,879	272,022 55	13,427,259	153,953 48
Total.....	<u>\$63,280,976</u>	<u>\$613,460 37</u>	<u>\$17,106,088</u>	<u>\$335,796 54</u>
Deduct those terminated and reinsured.....	28,178,686	269,993 38	11,713,582	156,974 32
Net amount in force.....	<u>\$35,102,290</u>	<u>\$343,466 99</u>	<u>\$5,392,506</u>	<u>\$178,822 22</u>

## BUSINESS IN THE STATE OF MAINE DURING THE YEAR.

Risks taken, (fire) .....	\$675,602 00
Premiums received.....	5,519 95
Losses paid on risks taken.....	5,947 16
Amount of taxes paid to the State of Maine on premiums.....	110 40

## MERCHANTS' INSURANCE COMPANY.

NEWARK, N. J.

INCORPORATED IN 1858. COMMENCED BUSINESS IN 1858.

SILAS MERCHANT, *President.*HENRY POWLES, *Secretary.*

Capital paid up in cash, \$400,000.

## I. ASSETS.

Real estate owned by the company, unincumbered.....	\$110,820 05
Loans on bond and mortgage, (first liens).....	391,355 00
Stocks and bonds owned by the company, market value.....	387,601 25
Loans secured by collaterals.....	53,825 00
Cash in the company's principal office and in bank.....	46,694 16
Interest and rents due and accrued.....	21,579 11
Premiums in due course of collection.....	33,416 82
Aggregate of all the admitted assets of the company at their actual value.....	<u>\$1,045,291 39</u>

## II. LIABILITIES.

Losses adjusted and unpaid.....	\$4,853 58
Losses unadjusted, including all reported losses.....	12,568 37
Losses resisted, including interest, costs and expenses....	6,206 78
Net amount of unpaid losses and claims.....	<u>\$23,628 73</u>
Reinsurance on fire risks.....	\$236,337 69
Reinsurance on inland risks.....	1,852 93
Amount required to safely reinsure all outstanding risks.....	238,190 62
All other demands against the company, viz: commissions, interest, etc.	27,572 70
Total amount of liabilities, except capital stock and net surplus.....	<u>\$289,392 05</u>
Capital actually paid up in cash.....	400,000 00
Surplus beyond capital.....	355,899 34
Aggregate of all liabilities, including stock and net surplus.....	<u>\$1,045,291 39</u>

## III. INCOME DURING THE YEAR.

Net cash received for premiums.....	\$396,538 81
Received for interest and dividends from all sources.....	52,429 98
Income from all other sources, viz: rents.....	2,744 05
Aggregate amount of income received in cash.....	<u>\$451,712 84</u>

## IV. EXPENDITURES DURING THE YEAR.

Net amount paid for losses.....	\$191,078 09
Cash dividends actually paid.....	36,000 00
Interest paid to scripholders.....	5,707 76

Scrip or certificates of profits redeemed in cash.....	\$13,818 66
Paid for commissions or brokerage.....	71,105 69
Salaries and other charges of officers, clerks and other employees.....	29,548 74
Paid for State, national and local taxes.....	7,658 79
All other expenditures, viz: general expenses.....	42,320 82
Aggregate amount of expenditures in cash.....	<u>\$397,238 55</u>

## V. MISCELLANEOUS.

## RISKS AND PREMIUMS.

	<i>Fire risks.</i>	<i>Premiums.</i>	<i>Inland risks.</i>	<i>Premiums.</i>
In force December 31, 1876...	\$44,245,715	\$467,177 53	-	-
Written during the year.....	55,031,004	445,746 72	\$641,195	\$6,934 72
Total.....	\$99,276,719	\$912,924 25	\$641,195	\$6,934 72
Deduct those terminated and reinsured.....	46,766,477	451,489 51	335,338	3,228 86
Net amount in force.....	<u>\$52,510,242</u>	<u>\$461,434 74</u>	<u>\$305,857</u>	<u>\$3,705 86</u>

## BUSINESS IN THE STATE OF MAINE DURING THE YEAR.

Risks taken, (fire).....	\$547,050 00
Premiums received.....	5,102 36
Losses paid on risks taken.....	2,487 43
Losses incurred in Maine.....	1,487 43
Amount of taxes paid to the State of Maine on premiums.....	<u>102 05</u>

## MERCHANTS' INSURANCE COMPANY.

## PROVIDENCE, R. I.

INCORPORATED IN 1851. COMMENCED BUSINESS IN 1851.

WALTER PAINE, *President.*CHARLES FOSTER, *Secretary.*

Capital paid up in cash, \$200,000.

## I. ASSETS.

Loans on bond and mortgage, (first liens).....	\$40,323 54
Stocks and bonds owned by the company, market value.....	249,990 00
Cash in the company's principal office and in bank.....	55,563 65
Interest due and accrued.....	4,017 32
Premiums in due course of collection.....	<u>16,413 68</u>

Aggregate of all the admitted assets of the company at their actual  
value..... \$366,308 19

## II. LIABILITIES.

Losses adjusted and unpaid.....	\$8,152 00
Losses unadjusted, including all reported losses.....	7,214 00
Losses resisted, including interest, costs and expenses....	5,310 00
Net amount of unpaid losses and claims.....	\$20,676 00
Amount required to safely reinsure all outstanding risks.....	89,446 77
All other demands against the company, viz: commissions, etc.....	5,312 33
Total amount of liabilities, except capital stock and net surplus.....	\$115,435 10
Capital actually paid up in cash.....	200,000 00
Surplus beyond capital.....	50,873 09
Aggregate of all liabilities, including stock and net surplus.....	\$366,308 19

## III. INCOME DURING THE YEAR.

Net cash received for premiums.....	\$163,573 38
Received for interest and dividends from all sources.....	19,496 87
Aggregate amount of income received in cash.....	\$183,070 25

## IV. EXPENDITURES DURING THE YEAR.

Net amount paid for losses, (fire).....	\$111,212 87
Cash dividends actually paid.....	24,000 00
Paid for commissions or brokerage.....	36,878 28
Salaries and other charges of officers, clerks and other employees.....	14,873 64
Paid for State, national and local taxes.....	6,100 98
Aggregate amount of expenditures in cash.....	\$193,065 77

## V. MISCELLANEOUS.

	RISKS AND PREMIUMS.			
	<i>Fire risks.</i>	<i>Premiums.</i>	<i>Marine risks.</i>	<i>Premiums.</i>
In force December 31, 1876..	\$12,624,679	\$177,285 89	-	-
Written during the year....	14,833,342	182,827 09	\$411,882	\$977 52
Total.....	\$27,458,021	\$360,112 98	\$411,882	\$977 52
Deduct those terminated....	13,866,430	187,478 22	411,882	977 52
Net amount in force ....	\$13,591,591	\$172,634 76		

## BUSINESS IN THE STATE OF MAINE DURING THE YEAR.

Risks taken, (fire).....	\$764,274 00
Premiums received.....	9,607 32
Losses paid on risks taken.....	7,325 78
Losses incurred in Maine.....	5,445 76
Amount of taxes paid to the State of Maine on premiums.....	192 15

**MERIDEN FIRE INSURANCE COMPANY.**  
**MERIDEN, CONN.**

INCORPORATED IN 1868. COMMENCED BUSINESS IN 1872.

L. W. CLARKE, *President.*

E. B. COWLES, *Secretary.*

**Capital paid up in cash, \$200,000.**

I. ASSETS.

Loans on bond and mortgage, (first liens).....	\$1,800 00
Stocks and bonds owned by the company, market value.....	213,358 75
Loans secured by collaterals.....	42,900 00
Cash in the company's principal office and in bank.....	32,559 33
Interest due and accrued.....	1,935 40
Premiums in due course of collection.....	26,964 38
Aggregate of all the admitted assets of the company at their actual value .....	\$319,517 86

UNADMITTED ASSETS.

Maps, surveys, etc.....	\$4,000 00
-------------------------	------------

II. LIABILITIES.

Losses adjusted and unpaid.....	\$10,577 65
Losses unadjusted, including all reported losses.....	10,809 26
Net amount of unpaid losses and claims.....	\$21,386 91
Amount required to safely reinsure all outstanding risks.....	85,537 51
All other demands against the company, viz: commissions, etc.....	2,353 00
Total amount of liabilities, except capital stock and net surplus.....	\$109,277 42
Capital actually paid up in cash.....	200,000 00
Surplus beyond capital .....	10,240 44
Aggregate of all liabilities, including stock and net surplus.....	\$319,517 86

III. INCOME DURING THE YEAR.

Net cash received for premiums, (fire) .....	\$184,496 10
Received for interest and dividends from all sources.....	15,615 43
Income from all other sources .....	1,077 82
Aggregate amount of income received in cash.....	\$201,189 35

IV. EXPENDITURES DURING THE YEAR.

Net amount paid for losses, (fire).....	\$115,116 20
Cash dividends actually paid.....	24,000 00
Paid for commissions or brokerage.....	28,794 80

Salaries and other charges of officers, clerks and other employees.....	\$9,900 00
Paid for State, national and local taxes.....	4,705 06
All other expenditures, viz: general expenses.....	17,573 46
Aggregate amount of expenditures in cash.....	<u>\$200,089 52</u>

## V. MISCELLANEOUS.

## RISKS AND PREMIUMS.

	<i>Fire risks.</i>	<i>Premiums.</i>
In force December 31, 1876.....	\$10,899,576	\$144,959 47
Written during the year .....	17,266,129	214,101 42
Total.....	<u>\$28,165,705</u>	<u>\$359,060 89</u>
Deduct those terminated and reinsured.....	14,872,432	189,400 44
Net amount in force.....	<u>\$13,293,273</u>	<u>\$169,660 45</u>

## BUSINESS IN THE STATE OF MAINE DURING THE YEAR.

Risks taken, (fire) .....	\$434,541 00
Premiums received.....	5,431 76
Losses paid on risks taken.....	3,184 73
Losses incurred in Maine.....	1,105 94
Amount of taxes paid to the State of Maine on premiums.....	44 94

NATIONAL FIRE INSURANCE COMPANY.  
HARTFORD, CONN.

INCORPORATED IN 1871. COMMENCED BUSINESS IN 1871.

MARK HOWARD, *President.*

JAMES NICHOLS, *Secretary.*

Capital paid up in cash, \$500,000.

## I. ASSETS.

Real estate owned by the company, unincumbered.....	\$10,775 01
Loans on bond and mortgage, (first liens).....	412,500 00
Stocks and bonds owned by the company, market value .....	519,695 00
Loans secured by collaterals.....	600 00
Cash in the company's principal office and in bank.....	72,396 54
Interest due and accrued.....	24,756 42
Aggregate of all the admitted assets of the company at their actual value .....	<u>\$1,040,722 97</u>



## II. LIABILITIES.

Losses adjusted and unpaid.....	\$8,912 26
Losses unadjusted, including all reported losses.....	12,982 78
Losses resisted, including interest, costs and expenses....	3,000 00
	<hr/>
Net amount of unpaid losses and claims.....	\$24,895 04
Amount required to safely reinsure all outstanding risks.....	167,521 16
	<hr/>
Total amount of liabilities, except capital stock and net surplus.....	\$192,416 20
Capital actually paid up in cash.....	500,000 00
Surplus beyond capital.....	348,306 77
	<hr/>
Aggregate of all liabilities, including stock and net surplus.....	\$1,040,722 97
	<hr/> <hr/>

## III. INCOME DURING THE YEAR.

Net cash received for premiums, (fire) .....	\$257,865 86
Received for interest and dividends from all sources.....	65,245 82
	<hr/>
Aggregate amount of income received in cash.....	\$323,111 68
	<hr/> <hr/>

## IV. EXPENDITURES DURING THE YEAR.

Net amount paid for losses, (fire).....	\$154,577 36
Cash dividends actually paid .....	75,000 00
Paid for commissions or brokerage.....	37,711 06
Salaries and other charges of officers, clerks and other employees.....	26,446 75
Paid for State, national and local taxes.....	8,126 82
All other expenditures, viz: general expenses.....	16,174 23
	<hr/>
Aggregate amount of expenditures in cash .....	\$318,036 22
	<hr/> <hr/>

## V. MISCELLANEOUS.

## RISKS AND PREMIUMS.

	<i>Fire risks.</i>	<i>Premiums.</i>
In force December 31, 1876.....	\$28,280,260	\$365,140 84
Written during the year .....	22,220,123	257,865 86
	<hr/>	<hr/>
Total.....	\$50,500,383	\$623,006 70
Deduct those terminated and reinsured.....	22,594,579	286,934 14
	<hr/>	<hr/>
Net amount in force.....	\$27,905,804	\$336,072 56
	<hr/> <hr/>	<hr/> <hr/>

## BUSINESS IN THE STATE OF MAINE DURING THE YEAR.

Risks taken, (fire).....	\$526,068 00
Premiums received .....	5,687 01
Losses paid on risks taken.....	5,828 26
Losses incurred in Maine.....	7,604 59
	<hr/> <hr/>

NATIONAL FIRE INSURANCE COMPANY.  
NEW YORK CITY.

INCORPORATED IN 1838. COMMENCED BUSINESS IN 1838.

HENRY T. DROWNE, *President.*

HENRY H. HALL, *Secretary.*

Capital paid up in cash, \$200,000.

I. ASSETS.

Real estate owned by the company, unincumbered .....	\$4,000 00
Loans on bond and mortgage, (first liens).....	221,450 00
Stocks and bonds owned by the company, market value.....	111,756 25
Cash in the company's principal office and in bank.....	38,972 32
Interest due and accrued.....	3,829 58
Premiums in due course of collection.....	11,268 07
All other property belonging to the company .....	900 00
Aggregate of all the admitted assets of the company at their actual value .....	\$392,176 22

II. LIABILITIES.

Net amount of unpaid losses and claims.....	\$8,000 00
Amount required to safely reinsure all outstanding risks.....	80,656 99
Total amount of liabilities, except capital stock and net surplus.....	\$88,656 99
Capital actually paid up in cash.....	200,000 00
Surplus beyond capital.....	103,519 23
Aggregate of all liabilities, including stock and net surplus .....	\$392,176 22

III. INCOME DURING THE YEAR.

Net cash received for premiums, (fire) .....	\$153,310 67
Received for interest and dividends from all sources.....	22,450 92
Income from all other sources, viz: rents.....	200 00
Aggregate amount of income received in cash.....	\$175,961 59

IV. EXPENDITURES DURING THE YEAR.

Net amount paid for losses, (fire).....	\$93,307 26
Cash dividends actually paid .....	28,000 00
Paid for commissions or brokerage.....	25,500 69
Salaries and other charges of officers, clerks and other employees.....	17,228 39
Paid for State, national and local taxes .....	3,921 35
All other expenditures, viz: general expenses.....	25,290 89
Aggregate amount of expenditures in cash.....	\$193,248 58

## V. MISCELLANEOUS.

## RISKS AND PREMIUMS.

	<i>Fire risks.</i>	<i>Premiums..</i>
In force December 31, 1876.....	\$23,062,854	\$168,385 53
Written during the year.....	25,704,847	171,039 10
Total.....	\$48,767,701	\$339,424 63
Deduct those terminated and reinsured.....	23,902,959	172,986 02
Net amount in force.....	<u>\$24,864,742</u>	<u>\$166,438 61</u>

## BUSINESS IN THE STATE OF MAINE DURING THE YEAR.

Risks taken, (fire) .....	\$85,600 00
Premiums received.....	658 33
Amount of taxes paid to the State of Maine on premiums.....	<u>13 17</u>

## NEPTUNE FIRE AND MARINE INSURANCE COMPANY.

## BOSTON, MASS.

INCORPORATED IN 1872. COMMENCED BUSINESS IN 1873.

GEORGE F. OSBORNE, *President.* E. B. HINCKLEY, *Secretary.*

Capital paid up in cash, \$300,000.

## I. ASSETS.

Loans on bond and mortgage, (first liens).....	\$10,000 00
Stocks and bonds owned by the company, market value.....	424,472 50
Loans secured by collaterals .....	29,000 00
Amount of all other loans.....	35,000 00
Cash in the company's principal office and in bank.....	18,810 41
Interest due and accrued.....	7,195 16
Premiums in due course of collection.....	6,779 67
Bills receivable, not matured, taken for marine and inland risks.....	74,744 92
Aggregate of all the admitted assets of the company at their actual value .....	<u>\$606,002 66</u>

## UNADMITTED ASSETS.

Loan on personal security .....	<u>\$6,000 00</u>
---------------------------------	-------------------

## II. LIABILITIES.

Losses unadjusted, including all reported losses.....	\$37,000 00	
Losses resisted, including interest, costs and expenses....	2,500 00	
	<hr/>	
Net amount of unpaid losses and claims.....		\$39,500 00
Reinsurance on fire risks.....	\$44,491 24	
Reinsurance on marine and inland risks.....	71,086 49	
	<hr/>	
Amount required to safely reinsure all outstanding risks.....		115,577 73
All other demands against the company, viz: commissions .....		550 00
	<hr/>	
Total amount of liabilities, except capital stock and net surplus.....		\$155,627 73
Capital actually paid up in cash.....		300,000 00
Surplus beyond capital.....		150,374 93
	<hr/>	
Aggregate of all liabilities, including stock and net surplus.....		<u>\$606,002 66</u>

## III. INCOME DURING THE YEAR.

	<i>Fire.</i>	<i>Marine.</i>	
Net cash received for premiums.....	\$72,665 31	\$107,234 67	
	<hr/>	<hr/>	
Received for interest and dividends from all sources.....			26,515 27
	<hr/>	<hr/>	
Aggregate amount of income received in cash.....			<u>\$206,415 25</u>

## IV. EXPENDITURES DURING THE YEAR.

	<i>Fire.</i>	<i>Marine.</i>	
Net amount paid for losses.....	\$49,489 82	\$78,419 50	
	<hr/>	<hr/>	
Cash dividends actually paid.....			30,000 00
Paid for commissions or brokerage.....			12,650 13
Salaries and other charges of officers, clerks and other employees.....			14,616 69
Paid for State, national and local taxes.....			4,121 21
All other expenditures, viz: general expenses.....			8,016 40
	<hr/>	<hr/>	
Aggregate amount of expenditures in cash.....			<u>\$197,313 75</u>

## V. MISCELLANEOUS.

## RISKS AND PREMIUMS.

	<i>Fire risks.</i>	<i>Premiums.</i>	<i>Marine risks.</i>	<i>Premiums.</i>
In force December 31, 1876 ...	\$7,956,288	\$111,421 32	\$3,224,373	\$101,019 67
Written during the year.....	7,136,565	74,285 60	2,413,539	75,499 98
	<hr/>	<hr/>	<hr/>	<hr/>
Total.....	\$15,092,853	\$185,706 92	\$5,637,912	\$176,519 65
Deduct those terminated.....	7,812,137	86,954 36	3,221,222	105,433 16
	<hr/>	<hr/>	<hr/>	<hr/>
Net amount in force .....	<u>\$7,280,716</u>	<u>\$98,752 56</u>	<u>\$2,416,690</u>	<u>\$71,086 49</u>

## BUSINESS IN THE STATE OF MAINE DURING THE YEAR.

Risks taken, (fire) .....	\$111,908 00
Premiums received .....	1,131 00
Losses paid on risks taken .....	995 97
Losses incurred in Maine .....	995 97
Amount of taxes paid to the State of Maine on premiums .....	22 62

## NEWARK CITY INSURANCE COMPANY.

NEWARK, N. J.

INCORPORATED IN 1857. COMMENCED BUSINESS IN 1860.

H. J. POINIER, *President.*JOHN SCHNELLBACHER, *Secretary.*

## Capital paid up in cash, \$200,000.

## I. ASSETS.

Real estate owned by the company, unincumbered .....	\$84,500 00
Loans on bond and mortgage, (first liens) .....	113,700 00
Stocks and bonds owned by the company, market value .....	55,101 25
Cash in the company's principal office and in bank .....	40,447 71
Interest due and accrued .....	4,350 64
Premiums in due course of collection .....	8,557 52
All other property belonging to the company, viz: rents, etc. ....	1,071 58
Aggregate of all the admitted assets of the company at their actual value .....	\$307,728 70

## II. LIABILITIES.

Losses adjusted and unpaid .....	\$10,572 73
Losses unadjusted, including all reported losses .....	2,352 00
Losses resisted, including interest, costs and expenses ....	625 00
Net amount of unpaid losses and claims .....	\$13,549 73
Amount required to safely reinsure all outstanding risks .....	60,679 88
All other demands against the company, viz: commissions, etc .....	4,939 95
Total amount of liabilities, except capital stock and net surplus .....	\$79,169 56
Capital actually paid up in cash .....	200,000 00
Surplus beyond capital .....	28,559 14
Aggregate of all liabilities, including stock and net surplus .....	\$307,728 70

## III. INCOME DURING THE YEAR.

Net cash received for premiums, (fire).....	\$122,428 03
Received for interest and dividends from all sources .....	15,160 36
Income from all other sources, viz: rents, etc.....	5,055 97
	<hr/>
Aggregate amount of income received in cash .....	\$142,644 36
	<hr/> <hr/>

## IV. EXPENDITURES DURING THE YEAR.

Net amount paid for losses, (fire).....	\$92,539 40
Cash dividends actually paid.....	17,000 00
Paid for commissions or brokerage.....	26,582 54
Salaries and other charges of officers, clerks and other employees.....	14,136 00
Paid for State, national and local taxes.....	4,797 04
All other expenditures, viz: general expenses.....	7,374 63
	<hr/>
Aggregate amount of expenditures in cash .....	\$162,429 61
	<hr/> <hr/>

## V. MISCELLANEOUS.

## RISKS AND PREMIUMS.

	<i>Fire risks.</i>	<i>Premiums.</i>
In force December 31, 1876.....	\$10,131,015	\$135,665 32
Written during the year.....	12,050,631	135,689 37
	<hr/>	<hr/>
Total.....	\$22,181,646	\$271,354 69
Deduct those terminated and reinsured.....	12,030,105	151,681 26
	<hr/>	<hr/>
Net amount in force.....	\$10,151,541	\$119,673 43
	<hr/> <hr/>	<hr/> <hr/>

## BUSINESS IN THE STATE OF MAINE DURING THE YEAR.

Risks taken, (fire) .....	\$98,894 00
Premiums received.....	1,892 99
Losses paid on risks taken.....	3,468 73
Losses incurred in Maine.....	3,468 73
Amount of taxes paid to the State of Maine on premiums .....	37 86
	<hr/> <hr/>

## NEW HAMPSHIRE FIRE INSURANCE COMPANY.

MANCHESTER, N. H.

INCORPORATED IN 1869. COMMENCED BUSINESS IN 1870.

E. A. STRAW, *President*.JOHN C. FRENCH, *Secretary*.

Capital paid up in cash, \$250,000.

## I. ASSETS.

Loans on bond and mortgage, (first liens) .....	\$58,696 29
Stocks and bonds owned by the company, market value .....	365,025 00
Loans secured by collaterals .....	19,200 00
Cash in the company's principal office and in bank .....	27,033 96
Interest due and accrued .....	4,953 02
Premiums in due course of collection .....	7,173 69
All other property belonging to the company .....	889 69
Aggregate of all the admitted assets of the company at their actual value .....	<u>\$482,971 65</u>

## II. LIABILITIES.

Losses adjusted and unpaid .....	\$15,727 00
Losses unadjusted, including all reported losses .....	4,100 00
Losses resisted, including interest, costs and expenses ....	800 00
Net amount of unpaid losses and claims .....	<u>\$20,627 00</u>
Amount required to safely reinsure all outstanding risks .....	98,866 51
Total amount of liabilities, except capital stock and net surplus .....	<u>\$119,493 51</u>
Capital actually paid up in cash .....	250,000 00
Surplus beyond capital .....	113,478 14
Aggregate of all liabilities, including stock and net surplus .....	<u>\$482,971 65</u>

## III. INCOME DURING THE YEAR.

Net cash received for premiums, (fire) .....	\$171,091 22
Received for interest and dividends from all sources .....	32,533 98
Income from all other sources .....	288 41
Aggregate amount of income received in cash .....	<u>\$203,913 61</u>

## IV. EXPENDITURES DURING THE YEAR.

Net amount paid for losses, (fire) .....	\$95,630 18
Cash dividends actually paid .....	20,000 00
Paid for commissions or brokerage .....	27,570 64

Salaries and other charges of officers, clerks and other employees.....	\$7,333 46
Paid for State, national and local taxes.....	4,697 16
All other expenditures, viz: general expenses.....	10,019 41
Aggregate amount of expenditures in cash.....	<u>\$165,250 85</u>

## V. MISCELLANEOUS.

## RISKS AND PREMIUMS.

	<i>Fire risks.</i>	<i>Premiums.</i>
In force December 31, 1876.....	\$17,642,944	\$216,277 09
Written during the year.....	16,889,647	171,091 22
Total.....	<u>\$34,532,591</u>	<u>\$387,368 31</u>
Deduct those terminated.....	16,294,833	179,783 00
Net amount in force.....	<u>\$18,237,758</u>	<u>\$207,585 31</u>

## BUSINESS IN THE STATE OF MAINE DURING THE YEAR.

Risks taken, (fire).....	\$641,825 00
Premiums received.....	7,278 81
Losses paid on risks taken.....	2,433 09
Losses incurred in Maine.....	4,308 09
Amount of taxes paid to the State of Maine on premiums.....	<u>96 91</u>

NIAGARA FIRE INSURANCE COMPANY.  
NEW YORK CITY.

INCORPORATED IN 1850. COMMENCED BUSINESS IN 1850.

HENRY A. HOWE, *President.*

PETER NOTMAN, *Secretary.*

Capital paid up in cash, \$500,000.

## I. ASSETS.

Real estate owned by the company, unincumbered.....	\$22,500 00
Loans on bond and mortgage, (first liens).....	114,950 00
Stocks and bonds owned by the company, market value.....	930,495 00
Loans secured by collaterals.....	175,900 00
Cash in the company's principal office and in bank.....	26,010 00
Interest due and accrued.....	14,092 00
Premiums in due course of collection.....	<u>84,632 00</u>

Aggregate of all the admitted assets of the company at their actual value.....\$1,368,579 00



## II. LIABILITIES.

Losses unadjusted, including all reported losses. ....	\$55,804 00	
Losses resisted, including interest, costs and expenses....	11,045 00	
		<hr/>
Net amount of unpaid losses and claims. ....		\$66,849 00
Amount required to safely reinsure all outstanding risks.....		340,435 00
All other demands against the company, viz: commissions, etc .....		10,965 00
		<hr/>
Total amount of liabilities, except capital stock and net surplus.....		\$418,249 00
Capital actually paid up in cash.....		500,000 00
Surplus beyond capital .....		450,330 00
		<hr/>
Aggregate of all liabilities, including stock and net surplus.....		<u>\$1,368,579 00</u>

## III. INCOME DURING THE YEAR.

Net cash received for premiums, (fire) .....	\$550,627 00
Received for interest and dividends from all sources .....	65,078 00
	<hr/>
Aggregate amount of income received in cash.....	<u>\$615,705 00</u>

## IV. EXPENDITURES DURING THE YEAR.

Net amount paid for losses, (fire).....	\$327,860 00
Cash dividends actually paid.....	60,047 00
Paid for commissions or brokerage.....	89,633 00
Salaries and other charges of officers, clerks and other employees.....	61,238 00
Paid for State, national and local taxes.....	17,130 00
All other expenditures, viz: general expenses... ..	74,152 00
	<hr/>
Aggregate amount of expenditures in cash.....	<u>\$630,060 00</u>

## V. MISCELLANEOUS.

## RISKS AND PREMIUMS.

	<i>Fire risks.</i>	<i>Premiums.</i>
In force December 31, 1876.....	\$62,294,698	\$646,614 00
Written during the year .....	64,192,581	635,744 00
	<hr/>	<hr/>
Total.....	\$126,487,279	\$1,282,358 00
Deduct those terminated and reinsured.....	63,539,741	606,557 00
	<hr/>	<hr/>
Net amount in force.....	<u>\$62,947,538</u>	<u>\$675,801 00</u>

## BUSINESS IN THE STATE OF MAINE DURING THE YEAR.

Risks taken, (fire).....	\$303,805 00
Premiums received .....	3,065 63
Losses paid on risks taken.....	1,306 39
Losses incurred in Maine.....	1,865 10
Amount of taxes paid to the State of Maine on premiums.....	35 18
	<hr/>

NORTHWESTERN NATIONAL INSURANCE COMPANY.  
MILWAUKEE, WIS.

INCORPORATED IN 1869. COMMENCED BUSINESS IN 1869.

ALEXANDER MITCHELL, *President.*      JOHN P. MCGREGOR, *Secretary.*

Capital paid up in cash, \$600,000.

I. ASSETS.

Loans on bond and mortgage, (first liens).....	\$151,000 00
Stocks and bonds owned by the company, market value.....	586,625 00
Cash in the company's principal office and in bank .....	86,183 40
Interest due and accrued.....	2,453 33
Premiums in due course of collection.....	23,618 01
Bills receivable, not matured, taken for marine and inland risks.....	631 50
All other property belonging to the company, viz: salvage, etc.....	2,884 11
 Aggregate of all the admitted assets of the company at their actual value .....	 \$853,395 35

II. LIABILITIES.

Losses adjusted and unpaid.....	\$1,023 79
Losses unadjusted, including all reported losses.....	14,021 46
Losses resisted, including interest, costs and expenses....	2,000 00
 Net amount of unpaid losses and claims.....	 \$17,045 25
Reinsurance on fire risks .....	\$146,917 59
Reinsurance on inland risks .....	3,400 00
 Amount required to safely reinsure all outstanding risks.....	 150,317 59
All other demands against the company, viz: commissions.....	4,720 85
 Total amount of liabilities, except capital stock and net surplus.....	 \$172,083 69
Capital actually paid up in cash.....	600,000 00
Surplus beyond capital.....	81,311 66
 Aggregate of all liabilities, including stock and net surplus.....	 \$853,395 35

III. INCOME DURING THE YEAR.

	<i>Fire.</i>	<i>Inland.</i>	
Net cash received for premiums.....	\$244,248 22	\$41,804 39	
			\$286,052 61
Received for interest and dividends from all sources .....			46,752 43
 Aggregate amount of income received in cash.....			 \$332,805 04

## IV. EXPENDITURES DURING THE YEAR.

	<i>Fire.</i>	<i>Inland.</i>	
Net amount paid for losses.....	<u>\$147,550 91</u>	<u>\$33,178 06</u>	\$180,728 97
Cash dividends actually paid.....			30,000 00
Paid for commissions or brokerage.....			43,067 90
Salaries and other charges of officers, clerks and other employees.....			27,332 80
Paid for State, national and local taxes.....			12,282 64
All other expenditures, viz: general expenses.....			<u>26,196 49</u>
Aggregate amount of expenditures in cash .....			<u><u>\$319,608 80</u></u>

## V. MISCELLANEOUS.

## RISKS AND PREMIUMS.

	<i>Fire risks.</i>	<i>Premiums.</i>	<i>Inland risks.</i>	<i>Premiums.</i>
In force December 31, 1876...	\$25,160,229	\$334,464 55	\$153,000	\$2,300 00
Written during the year.....	<u>26,304,251</u>	<u>278,752 17</u>	<u>5,170,500</u>	<u>42,526 74</u>
Total.....	\$51,464,480	\$613,216 72	\$5,323,500	\$44,826 74
Deduct those terminated and reinsured.....	<u>26,120,885</u>	<u>319,148 42</u>	<u>5,153,500</u>	<u>41,426 74</u>
Net amount in force.....	<u><u>\$25,343,595</u></u>	<u><u>\$294,068 30</u></u>	<u><u>\$170,000</u></u>	<u><u>\$3,400 00</u></u>

## BUSINESS IN THE STATE OF MAINE DURING THE YEAR.

Risks taken, (fire) .....	\$52,150 00
Premiums received.....	522 87
Losses paid on risks taken.....	20 00
Losses incurred in Maine.....	20 00
Amount of taxes paid to the State of Maine on premiums.....	<u>10 46</u>

ORIENT INSURANCE COMPANY.  
HARTFORD, CONN.

INCORPORATED IN 1867. COMMENCED BUSINESS IN 1872.

S. C. PRESTON, *President*.

GEORGE W. LESTER, *Secretary*.

Capital paid up in cash, \$500,000.

I. ASSETS.

Real estate owned by the company, unincumbered.....	\$26,767 31
Loans on bond and mortgage, (first liens).....	144,800 00
Stocks and bonds owned by the company, market value.....	515,851 50
Loans secured by collaterals.....	28,980 00
Cash in the company's principal office and in bank.....	19,120 64
Interest due and accrued.....	14,174 24
Premiums in due course of collection.....	28,585 32
<hr/>	
Aggregate of all the admitted assets of the company at their actual value.....	\$778,279 01

II. LIABILITIES.

Net amount of unpaid losses and claims.....	\$9,288 98
Amount required to safely reinsure all outstanding risks.....	144,937 36
<hr/>	
Total amount of liabilities, except capital stock and net surplus.....	\$154,226 34
Capital actually paid up in cash.....	500,000 00
Surplus beyond capital.....	124,052 67
<hr/>	
Aggregate of all liabilities, including stock and net surplus.....	\$778,279 01

III. INCOME DURING THE YEAR.

Net cash received for premiums, (fire).....	\$242,150 52
Received for interest and dividends from all sources.....	47,790 56
<hr/>	
Aggregate amount of income received in cash.....	\$289,941 08

IV. EXPENDITURES DURING THE YEAR.

Net amount paid for losses, (fire).....	\$147,058 39
Cash dividends actually paid.....	38,500 00
Paid for commissions or brokerage.....	36,961 97
Salaries and other charges of officers, clerks and other employees.....	22,064 36
Paid for State, national and local taxes.....	6,419 57
All other expenditures, viz: general expenses.....	22,192 41
<hr/>	
Aggregate amount of expenditures in cash.....	\$273,196 70

## V. MISCELLANEOUS.

## RISKS AND PREMIUMS.

	<i>Fire risks.</i>	<i>Premiums.</i>
In force December 31, 1876.....	\$22,723,628	\$305,894 91
Written during the year .....	22,327,996	267,836 01
<b>Total</b> .....	<b>\$45,051,624</b>	<b>\$573,730 92</b>
Deduct those terminated and reinsured.....	22,160,412	284,848 28
<b>Net amount in force</b> .....	<b>\$22,891,212</b>	<b>\$288,882 64</b>

## BUSINESS IN THE STATE OF MAINE DURING THE YEAR.

Risks taken, (fire) .....	\$560,090 00
Premiums received.....	6,177 21
Losses paid on risks taken.....	3,054 96
Losses incurred in Maine.....	264 25
Amount of taxes paid to the State of Maine on premiums.....	62 44

## PENNSYLVANIA FIRE INSURANCE COMPANY.

PHILADELPHIA, PA.

INCORPORATED IN 1825. COMMENCED BUSINESS IN 1825.

JOHN DEVEREUX, *President.*WILLIAM G. CROWELL, *Secretary.*

Capital paid up in cash, \$400,000.

## I. ASSETS.

Real estate owned by the company, unincumbered.....	\$96,700 00
Loans on bond and mortgage, (first liens).....	417,007 00
Stocks and bonds owned by the company, market value.....	1,086,619 59
Loans secured by collaterals.....	1,000 00
Cash in the company's principal office and in bank.....	34,679 44
Interest due and accrued.....	15,364 39
Premiums in due course of collection.....	73,110 94
<b>Aggregate of all the admitted assets of the company at their actual value</b> .....	<b>\$1,724,481 36</b>

## II. LIABILITIES.

Net amount of unpaid losses and claims, (adjusted).....	\$38,000 00
Amount required to safely reinsure all outstanding risks.....	322,021 29
Amount reclaimable on perpetual fire policies.....	397,304 15
All other demands against the company, viz: commissions, etc.....	22,000 00
Total amount of liabilities, except capital stock and net surplus.....	<u>\$779,325 44</u>
Capital actually paid up in cash.....	400,000 00
Surplus beyond capital.....	545,155 92
Aggregate of all liabilities, including stock and net surplus.....	<u><u>\$1,724,481 36</u></u>

## III. INCOME DURING THE YEAR.

Net cash received for premiums, (fire).....	\$540,855 94
Received for interest and dividends from all sources.....	84,128 60
Income from all other sources, viz: rents.....	468 34
Aggregate amount of income received in cash.....	<u><u>\$625,452 88</u></u>

## IV. EXPENDITURES DURING THE YEAR.

Net amount paid for losses, (fire).....	\$280,429 16
Cash dividends actually paid.....	40,000 00
Paid for commissions or brokerage.....	72,975 15
Salaries and other charges of officers, clerks and other employees.....	78,617 92
Paid for State, national and local taxes.....	14,749 74
All other expenditures, viz: general expenses.....	19,595 19
Aggregate amount of expenditures in cash.....	<u><u>\$506,367 16</u></u>

## V. MISCELLANEOUS.

## RISKS AND PREMIUMS.

	<i>Fire risks.</i>	<i>Premiums.</i>
In force December 31, 1876.....	\$45,819,983	\$658,464 25
Written during the year.....	51,399,085	598,445 58
Total.....	<u>\$97,219,068</u>	<u>\$1,256,909 83</u>
Deduct those terminated and reinsured.....	50,165,204	623,935 37
Net amount in force.....	<u><u>\$47,053,864</u></u>	<u><u>\$632,974 46</u></u>

## BUSINESS IN THE STATE OF MAINE DURING THE YEAR.

Risks taken, (fire).....	\$1,262,488 00
Premiums received.....	20,145 74
Losses paid on risks taken.....	14,447 58
Losses incurred in Maine.....	15,371 87
Amount of taxes paid to the State of Maine on premiums.....	604 37

## PEOPLE'S INSURANCE COMPANY.

NEWARK, N. J.

INCORPORATED IN 1866. COMMENCED BUSINESS IN 1867.

J. M. RANDALL, *President*.I. H. LINDSLEY, *Secretary*.

## Capital paid up in cash, \$300,000.

## I. ASSETS.

Real estate owned by the company, unincumbered.....	\$151,545 65
Loans on bond and mortgage, (first liens).....	139,208 00
Stocks and bonds owned by the company, market value.....	116,525 00
Loans secured by collaterals.....	40,024 69
Cash in the company's principal office and in bank.....	44,743 55
Interest due and acerued.....	6,431 82
Premiums in due course of collection.....	17,337 24
All other property belonging to the company, viz: rents, etc.....	2,577 34

Aggregate of all the admitted assets of the company at their actual value ..... \$518,393 29

## II. LIABILITIES.

Losses adjusted and unpaid.....	\$24,378 24
Losses unadjusted, including all reported losses.....	3,950 00
Losses resisted, including interest, costs and expenses....	2,500 00
Net amount of unpaid losses and claims.....	\$30,828 24
Amount required to safely reinsure all outstanding risks.....	133,938 38
All other demands against the company.....	1,050 00
Total amount of liabilities, except capital stock and net surplus.....	\$165,816 62
Capital actually paid up in cash.....	300,000 00
Surplus beyond capital.....	52,576 67

Aggregate of all liabilities, including stock and net surplus ..... \$518,393 29

## III. INCOME DURING THE YEAR.

Net cash received for premiums, (fire).....	\$309,129 86
Received for interest and dividends from all sources.....	16,909 20
Income from all other sources, viz: rents, etc.....	6,956 42
Aggregate amount of income received in cash.....	<u>\$332,995 48</u>

## IV. EXPENDITURES DURING THE YEAR.

Net amount paid for losses, (fire).....	\$172,179 31
Cash dividends actually paid.....	20,000 00
Paid for commissions or brokerage.....	65,416 66

Salaries and other charges of officers, clerks and other employees.....	\$18,194 46
Paid for State, national and local taxes.....	9,129 57
All other expenditures, viz: general expenses.....	5,297 75
Aggregate amount of expenditures in cash.....	<u>\$290,217 75</u>

## V. MISCELLANEOUS.

## RISKS AND PREMIUMS.

	<i>Fire risks.</i>	<i>Premiums.</i>
In force December 31, 1876.....	\$18,156,137	\$224,994 10
Written during the year.....	37,166,736	336,491 93
Total.....	<u>\$55,322,873</u>	<u>\$561,486 03</u>
Deduct those terminated and reinsured.....	32,538,569	295,808 19
Net amount in force.....	<u>\$22,784,304</u>	<u>\$265,677 84</u>

## BUSINESS IN THE STATE OF MAINE DURING THE YEAR.

Risks taken, (fire).....	\$223,150 00
Premiums received.....	3,026 41
Losses paid on risks taken.....	4,131 48
Losses incurred in Maine.....	3,202 18
Amount of taxes paid to the State of Maine on premiums.....	<u>60 53</u>

## PEOPLE'S FIRE INSURANCE COMPANY.

TRENTON, N. J.

INCORPORATED IN 1861. COMMENCED BUSINESS IN 1865.

CHARLES SCOTT, *President.*C. V. C. MURPHY, *Secretary.*

Capital paid up in cash, \$300,000.

## I. ASSETS.

Loans on bond and mortgage, (first liens).....	\$278,950 00
Stocks and bonds owned by the company, market value.....	256,033 00
Loans secured by collaterals.....	12,775 00
Cash in the company's principal office and in bank.....	23,905 94
Interest due and accrued.....	8,084 62
Premiums in due course of collection.....	<u>29,619 98</u>
Aggregate of all the admitted assets of the company at their actual value.....	<u>\$609,368 54</u>



## II. LIABILITIES.

Losses adjusted and unpaid.....	\$17,350 05	
Losses unadjusted, including all reported losses.....	6,033 33	
Losses resisted, including interest, costs and expenses....	2,713 05	
		<hr/>
Net amount of unpaid losses and claims.....		\$26,096 43
Amount required to safely reinsure all outstanding risks.....		120,689 41
All other demands against the company, viz: commissions, etc.....		8,901 43
		<hr/>
Total amount of liabilities, except capital stock and net surplus.....		\$155,687 27
Capital actually paid up in cash.....		300,000 00
Surplus beyond capital.....		153,681 27
		<hr/>
Aggregate of all liabilities, including stock and net surplus.....		<u>\$609,368 54</u>

## III. INCOME DURING THE YEAR.

Net cash received for premiums, (fire) .....	\$183,640 97
Received for interest and dividends from all sources.....	34,245 08
Income from all other sources.....	785 65
	<hr/>
Aggregate amount of income received in cash.....	<u>\$218,671 70</u>

## IV. EXPENDITURES DURING THE YEAR.

Net amount paid for losses, (fire).....	\$113,727 98
Cash dividends actually paid .....	24,000 00
Paid for commissions or brokerage.....	42,259 58
Salaries and other charges of officers, clerks and other employees.....	8,383 33
Paid for State, national and local taxes.....	4,966 61
All other expenditures, viz: general expenses.....	9,044 61
	<hr/>
Aggregate amount of expenditures in cash .....	<u>\$202,382 11</u>

## V. MISCELLANEOUS.

## RISKS AND PREMIUMS.

	<i>Fire risks.</i>	<i>Premiums.</i>
In force December 31, 1876.....	\$17,979,935	\$249,952 72
Written during the year .....	17,796,189	203,510 83
	<hr/>	<hr/>
Total.....	\$35,776,124	\$453,463 55
Deduct those terminated .....	17,118,140	210,256 23
	<hr/>	<hr/>
Net amount in force.....	<u>\$18,657,984</u>	<u>\$243,207 32</u>

## BUSINESS IN THE STATE OF MAINE DURING THE YEAR.

Risks taken, (fire).....	\$303,718 00
Premiums received .....	3,234 41
Losses paid on risks taken.....	1,365 92
Losses incurred in Maine.....	2,168 40
Amount of taxes paid to the State of Maine on premiums.....	64 69
	<hr/>

## PHENIX INSURANCE COMPANY.

BROOKLYN, N. Y.

INCORPORATED IN 1853. COMMENCED BUSINESS IN 1853.

STEPHEN CROWELL, *President.*WILLIAM R. CROWELL, *Secretary.*

## Capital paid up in cash, \$1,000,000.

## I. ASSETS.

Real estate owned by the company, unincumbered.....	\$280,000 00
Loans on bond and mortgage, (first liens).....	250,125 00
Stocks and bonds owned by the company, market value.....	1,540,968 61
Loans secured by collaterals.....	87,962 22
Cash in the company's principal office and in bank.....	428,019 35
Interest due and accrued.....	14,476 11
Premiums in due course of collection.....	82,706 15
Bills receivable, not matured, taken for marine and inland risks.....	23,287 74
All other property belonging to the company.....	51,456 27
Aggregate of all the admitted assets of the company at their actual value.....	<u>\$2,759,001 45</u>

## II. LIABILITIES.

Losses adjusted and unpaid.....	\$5,534 64
Losses unadjusted, including all reported losses.....	154,774 97
Losses resisted, including interest, costs and expenses.....	9,168 50
Net amount of unpaid losses and claims.....	\$169,478 11
Reinsurance on fire risks.....	\$729,008 11
Reinsurance on marine and inland risks.....	60,900 50
Amount required to safely reinsure all outstanding risks.....	789,908 61
All other demands against the company, viz: commissions, etc.....	10,003 07
Total amount of liabilities, except capital stock and net surplus.....	\$969,389 79
Capital actually paid up in cash.....	1,000,000 00
Surplus beyond capital.....	789,611 66
Aggregate of all liabilities, including stock and net surplus.....	<u>\$2,759,001 45</u>

## III. INCOME DURING THE YEAR.

	<i>Fire.</i>	<i>Marine.</i>	
Net cash received for premiums.....	\$1,120,394 79	\$532,823 03	\$1,653,217 82
Received for interest and dividends from all sources.....			114,867 17
Income from all other sources, viz: rents, etc.....			3,638 68
Aggregate amount of income received in cash.....			<u>\$1,771,723 67</u>

## IV. EXPENDITURES DURING THE YEAR.

	<i>Fire.</i>	<i>Marine.</i>	
Net amount paid for losses.....	\$658,072 41	\$323,446 40	\$981,518 81
Cash dividends actually paid.....			200,000 00
Paid for commissions or brokerage.....			245,410 52
Salaries and other charges of officers, clerks and other employees.....			148,843 21
Paid for State, national and local taxes.....			25,702 50
All other expenditures, viz: general expenses.....			128,744 67
Aggregate amount of expenditures in cash.....			<u>\$1,730,219 71</u>

## V. MISCELLANEOUS.

## RISKS AND PREMIUMS.

	<i>Fire risks.</i>	<i>Premiums.</i>	<i>Marine risks.</i>	<i>Premiums.</i>
In force December 31, 1876.	\$135,409,688	\$1,356,060 22	\$5,441,292	\$34,622 01
Written during the year....	133,585,456	1,246,832 57	94,976,457	777,723 53
Total.....	<u>\$268,995,144</u>	<u>\$2,602,892 79</u>	<u>\$100,417,749</u>	<u>\$812,345 54</u>
Deduct those terminated....	129,693,073	1,181,945 32	90,892,161	748,259 54
Net amount in force....	<u>\$139,302,071</u>	<u>\$1,420,947 47</u>	<u>\$9,525,588</u>	<u>\$64,086 00</u>

## BUSINESS IN THE STATE OF MAINE DURING THE YEAR.

Risks taken, (fire).....	\$1,072,060 00
Premiums received.....	12,357 66
Losses paid on risks taken.....	4,903 58
Losses incurred in Maine.....	4,903 58
Amount of taxes paid to the State of Maine on premiums.....	<u>149 08</u>

PHENIX INSURANCE COMPANY.  
HARTFORD, CONN.

INCORPORATED IN 1854. COMMENCED BUSINESS IN 1854.

H. KELLOGG, *President.*

D. W. C. SKILTON, *Secretary.*

Capital paid up in cash, \$1,000,000.

I. ASSETS.

Real estate owned by the company, unincumbered .....	\$135,000 00
Loans on bond and mortgage, (first liens).....	53,000 00
Stocks and bonds owned by the company, market value.....	1,644,612 48
Loans secured by collaterals.....	173,523 00
Cash in the company's principal office and in bank.....	320,132 45
Interest due and accrued.....	3,592 59
Premiums in due course of collection.....	155,450 81
All other property belonging to the company, viz: rents.....	883 33
Aggregate of all the admitted assets of the company at their actual value .....	<u>\$2,486,194 66</u>

II. LIABILITIES.

Losses unadjusted, including all reported losses.....	\$94,256 46
Losses resisted, including interest, costs and expenses....	20,500 00
Net amount of unpaid losses and claims.....	<u>\$114,756 46</u>
Amount required to safely reinsure all outstanding risks.....	797,833 62
Total amount of liabilities, except capital stock and net surplus.....	\$912,590 08
Capital actually paid up in cash.....	1,000,000 00
Surplus beyond capital.....	573,604 58
Aggregate of all liabilities, including stock and net surplus .....	<u>\$2,486,194 66</u>

III. INCOME DURING THE YEAR.

Net cash received for premiums, (fire) .....	\$1,325,555 79
Received for interest and dividends from all sources.....	112,336 37
Income from all other sources, viz: rents.....	3,938 96
Aggregate amount of income received in cash.....	<u>\$1,441,831 12</u>

IV. EXPENDITURES DURING THE YEAR.

Net amount paid for losses, (fire).....	\$645,340 06
Cash dividends actually paid .....	200,000 00
Paid for commissions or brokerage.....	212,016 97

Salaries and other charges of officers, clerks and other employees.....	\$65,195 48
Paid for State, national and local taxes .....	39,408 60
All other expenditures, viz: general expenses.....	115,755 81
Aggregate amount of expenditures in cash.....	<u>\$1,277,716 92</u>

## V. MISCELLANEOUS.

## RISKS AND PREMIUMS.

	<i>Fire risks.</i>	<i>Premiums.</i>
In force December 31, 1876 .....	\$107,262,557	\$1,487,264 81
Written during the year.....	105,435,650	1,325,555 79
Total.....	<u>\$212,698,207</u>	<u>\$2,812,820 60</u>
Deduct those terminated.....	93,199,968	1,311,176 74
Net amount in force.....	<u>\$119,498,239</u>	<u>\$1,501,643 86</u>

## BUSINESS IN THE STATE OF MAINE DURING THE YEAR.

Risks taken, (fire) .....	\$1,700,365 00
Premiums received.....	19,607 14
Losses paid on risks taken.....	9,674 35
Losses incurred in Maine.....	9,664 25
Amount of taxes paid to the State of Maine on premiums.....	<u>198 65</u>

## PRESCOTT INSURANCE COMPANY.

BOSTON, MASS.

INCORPORATED IN 1872. COMMENCED BUSINESS IN 1873.

FRANKLIN GREENE, *President.*FRANCIS H. STEVENS, *Secretary.*

Capital paid up in cash, \$200,000.

## I. ASSETS.

Loans on bond and mortgage, (first liens).....	\$80,000 00
Stocks and bonds owned by the company, market value .....	272,527 50
Loans secured by collaterals.....	6,000 00
Cash in the company's principal office and in bank .....	21,314 12
Interest due and accrued.....	3,858 07
Premiums in due course of collection.....	<u>13,872 06</u>

Aggregate of all the admitted assets of the company at their actual value..... \$397,571 75

## II. LIABILITIES.

Losses adjusted and unpaid.....	\$3,135 94
Losses unadjusted, including all reported losses.....	5,500 00
Losses resisted, including interest, costs and expenses....	1,000 00
Net amount of unpaid losses and claims.....	\$9,635 94
Amount required to safely reinsure all outstanding risks.....	95,811 55
All other demands against the company, viz: commissions .....	2,080 28
Total amount of liabilities, except capital stock and net surplus.....	\$107,527 77
Capital actually paid up in cash.....	200,000 00
Surplus beyond capital .....	90,043 98
Aggregate of all liabilities, including stock and net surplus .....	<u>\$397,571 75</u>

## III. INCOME DURING THE YEAR.

Net cash received for premiums, (fire).....	\$140,710 58
Received for interest and dividends from all sources.....	22,690 66
Aggregate amount of income received in cash.....	<u>\$163,401 24</u>

## IV. EXPENDITURES DURING THE YEAR.

Net amount paid for losses, (fire).....	\$72,007 63
Cash dividends actually paid .....	20,000 00
Paid for commissions or brokerage.....	23,838 26
Salaries and other charges of officers, clerks and other employees.....	9,812 49
Paid for State, national and local taxes.....	2,560 48
All other expenditures, viz: general expenses .....	12,099 20
Aggregate amount of expenditures in cash .....	<u>\$140,318 06</u>

## V. MISCELLANEOUS.

## RISKS AND PREMIUMS.

	<i>Fire risks.</i>	<i>Premiums.</i>
In force December 31, 1876.....	\$13,869,137	\$189,731 33
Written during the year.....	15,120,412	161,530 77
Total.....	\$28,989,549	\$351,262 10
Deduct those terminated and reinsured.....	14,092,468	157,959 86
Net amount in force.....	<u>\$14,897,081</u>	<u>\$193,302 24</u>

## BUSINESS IN THE STATE OF MAINE DURING THE YEAR.

Risks taken, (fire).....	\$170,750 00
Premiums received.....	2,776 25
Losses paid on risks taken.....	488 61
Losses incurred in Maine.....	488 61
Amount of taxes paid to the State of Maine on premiums.....	55 52

PROVIDENCE WASHINGTON INSURANCE COMPANY.  
PROVIDENCE, R. I.

INCORPORATED IN 1799. COMMENCED BUSINESS IN 1799.

J. H. DEWOLF, *President.*

W. S. GREENE, *Secretary.*

Capital paid up in cash, \$400,000.

I. ASSETS.

Stocks and bonds owned by the company, market value .....	\$490,550 00
Cash in the company's principal office and in bank .....	57,547 74
Interest due and accrued.....	3,109 00
Premiums in due course of collection.....	21,813 28
Bills receivable, not matured, taken for marine and inland risks.....	36,320 65
Aggregate of all the admitted assets of the company at their actual value .....	<u>\$609,340 67</u>

II. LIABILITIES.

Losses adjusted and unpaid.....	\$1,266 02
Losses unadjusted, including all reported losses.....	43,636 60
Losses resisted, including interest, costs and expenses....	1,050 00
Net amount of unpaid losses and claims.....	<u>\$45,952 62</u>
Reinsurance on fire risks.....	\$92,822 39
Reinsurance on marine and inland risks.....	48,189 59
Amount required to safely reinsure all outstanding risks.....	141,011 98
All other demands against the company.....	2,052 80
Total amount of liabilities, except capital stock and net surplus.....	<u>\$189,017 40</u>
Capital actually paid up in cash.....	400,000 00
Surplus beyond capital .....	20,323 27
Aggregate of all liabilities, including stock and net surplus .....	<u>\$609,340 67</u>

III. INCOME DURING THE YEAR.

	<i>Fire.</i>	<i>Marine and Inland.</i>	
Net cash received for premiums.....	\$145,725 05	\$177,055 96	\$322,781 01
Received for interest and dividends from all sources .....			29,119 03
Aggregate amount of income received in cash.....			<u>\$351,900 04</u>

## STOCK FIRE, FIRE-MARINE AND MARINE

## IV. EXPENDITURES DURING THE YEAR.

	<i>Fire.</i>	<i>Marine and Inland.</i>	
Net amount paid for losses.....	\$105,600 33	\$136,376 33	\$241,976 66
Cash dividends actually paid.....			27,387 65
Paid for commissions or brokerage.....			41,996 22
Salaries and other charges of officers, clerks and other employees.....			11,843 00
Paid for State, national and local taxes.....			5,809 08
All other expenditures, viz: general expenses.....			15,838 15
			<u>\$344,850 76</u>

## V. MISCELLANEOUS.

## RISKS AND PREMIUMS.

	<i>Fire risks.</i>	<i>Premiums.</i>	<i>Marine and Inland risks.</i>	<i>Premiums.</i>
In force December 31, 1876..	\$14,581,051	\$193,750 54	\$937,013	\$39,199 91
Written during the year....	20,562,913	175,242 61	34,007,387	204,187 92
Total.....	<u>\$35,143,964</u>	<u>\$368,993 15</u>	<u>\$34,944,400</u>	<u>\$243,387 83</u>
Deduct those terminated and reinsured .....	19,236,683	187,553 87	33,758,912	190,692 14
Net amount in force....	<u>\$15,907,281</u>	<u>\$181,439 28</u>	<u>\$1,185,488</u>	<u>\$52,695 69</u>

## BUSINESS IN THE STATE OF MAINE DURING THE YEAR.

	<i>Fire.</i>	<i>Marine.</i>	<i>Aggregate.</i>
Risks taken .....	\$268,205 00	\$282,119 00	\$550,324 00
Premiums received.....	2,668 82	3,113 50	5,782 32
Losses paid on risks taken.....	1,500 00	847 89	2,347 89
	<u>1,500 00</u>	<u>847 89</u>	
Losses incurred in Maine.....			4,747 89
Amount of taxes paid to the State of Maine on premiums.....			115 65



RESOLUTE FIRE INSURANCE COMPANY.  
NEW YORK CITY.

INCORPORATED IN 1857. COMMENCED BUSINESS IN 1857.

JOHN GIHON, *President.*

WILLIAM M. RANDELL, *Secretary.*

Capital paid up in cash, \$200,000.

I. ASSETS.

Loans on bond and mortgage, (first liens).....	\$12,000 00
Stocks and bonds owned by the company, market value .....	165,838 12
Cash in the company's principal office and in bank .....	3,451 18
Interest due and accrued.....	1,195 00
Premiums in due course of collection.....	6,809 37
All other property belonging to the company.....	503 52
	<hr/>
Aggregate of all the admitted assets of the company at their actual value .....	\$189,797 19
	<hr/> <hr/>

II. LIABILITIES.

Net amount of unpaid losses and claims.....	\$6,213 70
All other demands against the company .....	1,732 84
	<hr/>
Total amount of liabilities, except capital stock.....	\$7,946 54
Capital actually paid up in cash.....	200,000 00
	<hr/>
Aggregate of all liabilities, including stock .....	\$207,946 54
	<hr/> <hr/>

III. INCOME DURING THE YEAR.

Net cash received for premiums, (fire).....	\$35,598 87
Received for interest and dividends from all sources.....	12,293 32
	<hr/>
Aggregate amount of income received in cash.....	\$47,892 19
	<hr/> <hr/>

IV. EXPENDITURES DURING THE YEAR.

Net amount paid for losses, (fire).....	\$59,311 30
Paid for commissions or brokerage.....	5,002 02
Salaries and other charges of officers, clerks and other employees.....	19,048 50
Paid for State, national and local taxes.....	198 43
All other expenditures, viz: general expenses.....	7,706 21
	<hr/>
Aggregate amount of expenditures in cash.....	\$91,266 46
	<hr/> <hr/>

## V. MISCELLANEOUS.

## RISKS AND PREMIUMS.

	<i>Fire risks.</i>	<i>Premiums.</i>
In force December 31, 1876 .....	\$7,697,813	\$76,292 61
Written during the year .....	9,166,620	83,349 47
Total.....	<u>\$16,864,433</u>	<u>\$159,642 08</u>
Deduct those terminated and reinsured.....	16,864,433	159,642 08

## BUSINESS IN THE STATE OF MAINE DURING THE YEAR.

Risks taken, (fire) .....	\$12,166 00
Premiums received.....	91 25
Amount of taxes paid to the State of Maine on premiums.....	1 82

## REVERE FIRE INSURANCE COMPANY.

BOSTON, MASS.

INCORPORATED IN 1875. COMMENCED BUSINESS IN 1875.

JOSEPH H. WELLMAN, *President.*J. W. BELCHER, *Secretary.*

Capital paid up in cash, \$200,000.

## I. ASSETS.

Loans on bond and mortgage, (first liens).....	\$67,000 00
Stocks and bonds owned by the company, market value.....	171,862 50
Loans secured by collaterals.....	3,050 00
Cash in the company's principal office and in bank.....	13,948 94
Interest due and accrued.....	2,428 05
Premiums in due course of collection .....	15,954 01
Aggregate of all the admitted assets of the company at their actual value .....	<u>\$274,243 50</u>

## II. LIABILITIES.

Losses adjusted and unpaid.....	\$264 98
Losses resisted, including interest, costs and expenses....	1,500 00
Net amount of unpaid losses and claims.....	<u>\$1,764 98</u>
Amount required to safely reinsure all outstanding risks.....	59,512 06
All other demands against the company, viz: commissions, etc.....	3,580 60
Total amount of liabilities, except capital stock and net surplus...	<u>\$64,857 64</u>

## INSURANCE COMPANIES OF OTHER STATES.

143

Capital actually paid up in cash .....	\$200,000 00
Surplus beyond capital .....	9,385 86
Aggregate of all liabilities, including stock and net surplus.....	<u>\$274,243 50</u>

## III. INCOME DURING THE YEAR.

Net cash received for premiums, (fire).....	\$89,965 88
Received for interest and dividends from all sources.....	12,953 77
Aggregate amount of income received in cash.....	<u>\$102,919 65</u>

## IV. EXPENDITURES DURING THE YEAR.

Net amount paid for losses, (fire) .....	\$41,639 55
Cash dividends actually paid.....	10,000 00
Paid for commissions or brokerage.....	17,188 03
Salaries and other charges of officers, clerks and other employees.....	11,024 84
Paid for State, national and local taxes.....	4,166 50
All other expenditures, viz: general expenses.....	11,625 87
Aggregate amount of expenditures in cash .....	<u>\$95,644 79</u>

## V. MISCELLANEOUS.

## RISKS AND PREMIUMS.

	<i>Fire risks.</i>	<i>Premiums.</i>
In force December 31, 1876.....	\$6,375,389	\$78,260 37
Written during the year.....	10,537,211	106,223 38
Total.....	<u>\$16,912,600</u>	<u>\$184,483 75</u>
Deduct those terminated and reinsured.....	7,878,160	75,291 99
Net amount in force.....	<u>\$9,034,440</u>	<u>\$109,191 76</u>

## BUSINESS IN THE STATE OF MAINE DURING THE YEAR.

Risks taken, (fire) .....	\$210,487 00
Premiums received.....	2,312 18
Losses paid on risks taken.....	811 33
Losses incurred in Maine .....	811 33
Amount of taxes paid to the State of Maine on premiums.....	46 24

## ROCHESTER GERMAN INSURANCE COMPANY.

ROCHESTER, N. Y.

INCORPORATED IN 1872. COMMENCED BUSINESS IN 1872.

FREDERICK COOK, *President.*RUDOLPH VAY, *Secretary.*

Capital paid up in cash, \$200,000.

## I. ASSETS.

Real estate owned by the company, unincumbered.....	\$1,961 14
Loans on bond and mortgage, (first liens).....	142,920 00
Stocks and bonds owned by the company, market value.....	127,062 50
Cash in the company's principal office and in bank.....	81,315 74
Interest due and accrued.....	5,627 50
Premiums in due course of collection.....	10,216 17
Aggregate of all the admitted assets of the company at their actual value .....	<u>\$369,103 05</u>

## II. LIABILITIES.

Losses adjusted and unpaid.....	\$648 00
Losses unadjusted, including all reported losses.....	<u>\$2,250 00</u>
Net amount of unpaid losses and claims.....	\$2,898 00
Amount required to safely reinsure all outstanding risks.....	<u>97,004 00</u>
Total amount of liabilities, except capital stock and net surplus.....	\$99,902 00
Capital actually paid up in cash.....	200,000 00
Surplus beyond capital.....	69,201 05
Aggregate of all liabilities, including stock and net surplus.....	<u>\$369,103 05</u>

## III. INCOME DURING THE YEAR.

Net cash received for premiums.....	\$171,971 86
Received for interest and dividends from all sources.....	<u>19,406 72</u>
Aggregate amount of income received in cash.....	<u>\$191,378 58</u>

## IV. EXPENDITURES DURING THE YEAR.

Net amount paid for losses.....	\$108,691 75
Cash dividends actually paid.....	20,000 00
Paid for commissions or brokerage.....	29,255 17
Salaries and other charges of officers, clerks and other employees.....	7,780 00
Paid for State, national and local taxes.....	4,672 04
All other expenditures, viz: general expenses.....	<u>11,764 56</u>
Aggregate amount of expenditures in cash .....	<u>\$182,163 52</u>

## V. MISCELLANEOUS.

## RISKS AND PREMIUMS.

	<i>Fire risks.</i>	<i>Premiums.</i>	<i>Inland risks.</i>	<i>Premiums.</i>
In force December 31, 1876...	\$19,445,888	\$209,182 13	\$98,000	\$1,051 00
Written during the year.....	19,761,346	204,257 69	87,600	929 00
Total.....	\$39,207,234	\$413,439 82	\$185,600	\$1,980 00
Deduct those terminated.....	20,750,476	223,008 27	98,000	1,051 00
Net amount in force .....	\$18,456,758	\$190,431 55	\$87,600	\$929 00

## BUSINESS IN THE STATE OF MAINE DURING THE YEAR.

Risks taken, (fire) .....	\$240,668 00
Premiums received.....	2,404 77
Losses paid on risks taken.....	2,937 02
Losses incurred in Maine.....	2,937 02

## ROGER WILLIAMS INSURANCE COMPANY.

PROVIDENCE, R. I.

INCORPORATED IN 1848. COMMENCED BUSINESS IN 1848.

J. W. DAVENPORT, *President.*W. H. FREDRICKS, *Secretary.*

Capital paid up in cash, \$200,000.

## I. ASSETS.

Loans on bond and mortgage, (first liens).....	\$75,000 00
Stocks and bonds owned by the company, market value.....	191,285 00
Amount of all other loans, viz: city of Providence.....	20,000 00
Cash in the company's principal office and in bank .....	26,682 16
Interest due and accrued.....	5,445 51
Premiums in due course of collection.....	56,624 52
Bills receivable, not matured, taken for marine and inland risks.....	10,022 57
Aggregate of all the admitted assets of the company at their actual value .....	\$385,059 76

## II. LIABILITIES.

Losses adjusted and unpaid.....	\$22,473 68	
Losses unadjusted, including all reported losses.....	23,964 27	
	<hr/>	
Net amount of unpaid losses and claims.....		\$46,437 95
Reinsurance on fire risks .....	\$101,260 66	
Reinsurance on marine and inland risks.....	17,873 13	
	<hr/>	
Amount required to safely reinsure all outstanding risks.....		119,133 79
All other demands against the company, viz: commissions, etc.....		6,899 80
	<hr/>	
Total amount of liabilities, except capital stock and net surplus.....		\$172,471 54
Capital actually paid up in cash.....		200,000 00
Surplus beyond capital.....		12,588 22
	<hr/>	
Aggregate of all liabilities, including stock and net surplus.....		<u>\$385,059 76</u>

## III. INCOME DURING THE YEAR.

	<i>Fire.</i>	<i>Marine and Inland.</i>	
Net cash received for premiums.....	\$172,544 03	\$104,451 45	
	<hr/>	<hr/>	
			\$276,995 48
Received for interest and dividends from all sources .....			17,543 02
	<hr/>	<hr/>	
Aggregate amount of income received in cash.....			<u>\$294,538 50</u>

## IV. EXPENDITURES DURING THE YEAR.

	<i>Fire.</i>	<i>Marine and Inland.</i>	
Net amount paid for losses.....	\$146,827 41	\$92,257 16	
	<hr/>	<hr/>	
			\$239,084 57
Cash dividends actually paid.....			3,959 00
Paid for commissions or brokerage.....			38,238 93
Salaries and other charges of officers, clerks and other employees.....			29,196 50
Paid for State, national and local taxes.....			6,399 15
	<hr/>	<hr/>	
Aggregate amount of expenditures in cash .....			<u>\$316,878 15</u>

## V. MISCELLANEOUS.

## RISKS AND PREMIUMS.

	<i>Fire risks.</i>	<i>Premiums.</i>	<i>Marine and Inland risks.</i>	<i>Premiums.</i>
In force December 31, 1876..	\$15,011,324	\$226,371 32	\$718,164	\$26,486 30
Written during the year.....	15,040,279	189,111 82	22,164,357	110,009 09
	<hr/>	<hr/>	<hr/>	<hr/>
Total.....	\$30,051,603	\$415,483 14	\$22,882,521	\$136,495 39
Deduct those terminated and reinsured.....	15,829,622	212,308 18	22,161,362	118,227 64
	<hr/>	<hr/>	<hr/>	<hr/>
Net amount in force.....	<u>\$14,221,981</u>	<u>\$203,174 96</u>	<u>\$721,159</u>	<u>\$18,267 75</u>

## BUSINESS IN THE STATE OF MAINE DURING THE YEAR.

	<i>Fire.</i>	<i>Marine.</i>	<i>Aggregate.</i>
Risks taken .....	\$747,272 00	\$303,033 00	\$1,050,305 00
Premiums received.....	10,600 76	4,836 23	15,436 99
Losses paid on risks taken.....	12,278 91	1,481 82	13,760 73
Losses incurred in Maine.....			15,714 49
Amount of taxes paid to the State of Maine on premiums.....			308 74

## SECURITY INSURANCE COMPANY.

NEW HAVEN, CONN.

INCORPORATED IN 1841. COMMENCED BUSINESS IN 1841.

CHARLES PETERSON *President.*HERBERT MASON, *Secretary.*

Capital paid up in cash, \$200,000.

## I. ASSETS.

Loans on bond and mortgage, (first liens).....	\$14,900 00
Stocks and bonds owned by the company, market value.....	285,294 00
Loans secured by collaterals.....	6,000 00
Cash in the company's principal office and in bank.....	36,609 93
Interest due and accrued.....	1,376 58
Premiums in due course of collection.....	23,266 54
Bills receivable, not matured, taken for marine and inland risks.....	14,946 36
All other property belonging to the company, viz: salvage, etc.....	3,637 00

Aggregate of all the admitted assets of the company at their actual value ..... \$386,030 41

## II. LIABILITIES.

Losses adjusted and unpaid.....	\$3,336 97
Losses unadjusted, including all reported losses.....	21,476 15
Losses resisted, including interest, costs and expenses.....	5,500 00
Net amount of unpaid losses and claims.....	\$30,313 12
Reinsurance on fire risks.....	\$100,296 40
Reinsurance on marine and inland risks.....	24,225 40
Amount required to safely reinsure all outstanding risks.....	124,521 80
All other demands against the company, viz: commissions.....	3,563 46
Total amount of liabilities, except capital stock and net surplus...	<u>\$158,398 38</u>

## STOCK FIRE, FIRE-MARINE AND MARINE

Capital actually paid up in cash.....	\$200,000 00
Surplus beyond capital.....	27,632 03
Aggregate of all liabilities, including stock and net surplus.....	<u>\$386,030 41</u>

## III. INCOME DURING THE YEAR.

	<i>Fire.</i>	<i>Marine. and Inland.</i>	
Net cash received for premiums.....	\$184,914 80	\$119,027 43	\$303,942 23
Received for interest and dividends from all sources.....			16,645 23
Aggregate amount of income received in cash.....			<u>\$320,587 46</u>

## IV. EXPENDITURES DURING THE YEAR.

	<i>Fire.</i>	<i>Marine. and Inland.</i>	
Net amount paid for losses.....	\$118,415 44	\$88,271 33	\$206,686 77
Cash dividends actually paid.....			20,000 00
Paid for commissions or brokerage.....			47,887 97
Salaries and other charges of officers, clerks and other employees.....			24,088 19
Paid for State, national and local taxes.....			1,998 18
Aggregate amount of expenditures in cash.....			<u>\$300,661 11</u>

## V. MISCELLANEOUS.

## RISKS AND PREMIUMS.

	<i>Fire risks.</i>	<i>Premiums.</i>	<i>Marine and Inland risks.</i>	<i>Premiums.</i>
In force December 31, 1876..	\$12,759,500	\$143,279 17	\$970,800	\$31,059 39
Written during the year....	16,764,701	183,238 24	15,224,375	113,962 41
Total.....	\$29,524,201	\$326,517 41	\$16,195,175	\$145,021 80
Deduct those terminated and reinsured.....	15,714,725	130,398 00	15,112,872	116,507 38
Net amount in force....	<u>\$13,809,476</u>	<u>\$196,119 41</u>	<u>\$1,080,303</u>	<u>\$28,514 42</u>

## BUSINESS IN THE STATE OF MAINE DURING THE YEAR.

Risks taken, (fire).....	\$241,171 00
Premiums received.....	2,636 56
Losses paid on risks taken.....	2,602 13
Losses incurred in Maine.....	2,405 74
Amount of taxes paid to the State of Maine on premiums.....	69



SHAWMUT INSURANCE COMPANY.  
BOSTON, MASS.

INCORPORATED IN 1875. COMMENCED BUSINESS IN 1875.

WILLIAM S. DENNY, *President*.

U. C. CROSBY, *Secretary*.

Capital paid up in cash, \$500,000.

I. ASSETS.

Loans on bond and mortgage, (first liens).....	\$50,500 00
Stocks and bonds owned by the company, market value.....	511,566 00
Cash in the company's principal office and in bank.....	11,673 88
Interest due and accrued.....	4,810 21
Premiums in due course of collection.....	33,189 21
Due for reinsurance.....	28,225 19
Aggregate of all the admitted assets of the company at their actual value.....	<u>\$639,964 49</u>

II. LIABILITIES.

Losses adjusted and unpaid.....	\$8,317 22
Losses unadjusted, including all reported losses.....	4,219 00
Net amount of unpaid losses and claims.....	\$12,536 22
Amount required to safely reinsure all outstanding risks.....	120,564 63
All other demands against the company, viz: commissions, etc.....	4,821 88
Total amount of liabilities, except capital stock and net surplus.....	\$137,922 73
Capital actually paid up in cash.....	500,000 00
Surplus beyond capital.....	2,041 76
Aggregate of all liabilities, including stock and net surplus.....	<u>\$639,964 49</u>

III. INCOME DURING THE YEAR.

Net cash received for premiums, (fire).....	\$260,693 64
Received for interest and dividends from all sources.....	30,112 84
Aggregate amount of income received in cash.....	<u>\$290,806 48</u>

IV. EXPENDITURES DURING THE YEAR.

Net amount paid for losses, (fire).....	\$139,717 19
Paid for commissions or brokerage.....	32,240 49
Salaries and other charges of officers, clerks and other employees.....	19,793 23
Paid for State, national and local taxes.....	11,422 58
All other expenditures, viz: general expenses.....	15,526 16
Aggregate amount of expenditures in cash.....	<u>\$218,699 65</u>

## V. MISCELLANEOUS.

## RISKS AND PREMIUMS.

	<i>Fire risks.</i>	<i>Premiums.</i>
In force December 31, 1876.....	\$10,540,807	\$159,955 57
Written during the year .....	29,444,620	289,070 12
Total .....	<u>\$39,985,427</u>	<u>\$449,025 69</u>
Deduct those terminated and reinsured.....	22,644,061	220,392 23
Net amount in force.....	<u>\$17,341,366</u>	<u>\$228,633 46</u>

## BUSINESS IN THE STATE OF MAINE DURING THE YEAR.

Risks taken, (fire) .....	\$1,148,917 00
Premiums received .....	14,075 36
Losses paid on risks taken.....	4,580 36
Losses incurred in Maine.....	5,365 86
Amount of taxes paid to the State of Maine on premiums.....	<u>281 50</u>

## SHOE AND LEATHER INSURANCE COMPANY.

BOSTON, MASS.

INCORPORATED IN 1872. COMMENCED BUSINESS IN 1873.

J. C. ABBOTT, *President.*HENRY B. WHITE, *Secretary.*

Capital paid up in cash, \$300,000.

## I. ASSETS.

Loans on bond and mortgage, (first liens) .....	\$45,000 00
Stocks and bonds owned by the company, market value .....	490,006 24
Cash in the company's principal office and in bank.....	39,636 48
Interest due and accrued.....	6,356 56
Premiums in due course of collection.....	19,525 58
Bills receivable, not matured, taken for fire, marine and inland risks... ..	<u>73,226 26</u>
Aggregate of all the admitted assets of the company at their actual value .....	<u>\$673,751 12</u>

## II. LIABILITIES.

Losses unadjusted, including all reported losses.....	\$32,474 08
Losses resisted, including interest, costs and expenses....	<u>3,100 00</u>
Net amount of unpaid losses and claims.....	\$35,574 08

INSURANCE COMPANIES OF OTHER STATES.

151

Reinsurance on fire risks .....	\$98,670 07	
Reinsurance on marine and inland risks.....	76,063 91	
Amount required to safely reinsure all outstanding risks.....		\$174,733 98
All other demands against the company, viz: commissions.....		1,043 81
Total amount of liabilities, except capital stock and net surplus.....		\$211,351 87
Capital actually paid up in cash.....		300,000 00
Surplus beyond capital.....		162,399 25
Aggregate of all liabilities, including stock and net surplus.....		\$673,751 12

III. INCOME DURING THE YEAR.

	<i>Fire.</i>	<i>Marine.</i>	
Net cash received for premiums.....	\$132,766 38	\$111,470 34	\$244,236 72
Received for interest and dividends from all sources.....			29,652 57
Aggregate amount of income received in cash.....			\$273,889 29

IV. EXPENDITURES DURING THE YEAR.

	<i>Fire.</i>	<i>Marine.</i>	
Net amount paid for losses.....	\$65,087 43	\$47,395 67	\$112,483 10
Cash dividends actually paid.....			30,000 00
Paid for commissions or brokerage.....			27,326 74
Salaries and other charges of officers, clerks and other employees.....			14,180 00
Paid for State, national and local taxes.....			3,901 33
All other expenditures, viz: general expenses.....			12,745 12
Aggregate amount of expenditures in cash.....			\$200,636 29

V. MISCELLANEOUS.

RISKS AND PREMIUMS.

	<i>Fire risks.</i>	<i>Premiums.</i>	<i>Marine risks.</i>	<i>Premiums.</i>
In force December 31, 1876 ..	\$14,263,341	\$200,473 17	\$1,269,815	\$81,802 28
Written during the year.....	13,755,806	149,811 10	5,078,852	117,574 22
Total .....	\$28,019,147	\$350,284 27	\$6,348,667	\$199,376 50
Deduct those terminated.....	12,859,235	148,816 22	4,719,204	123,312 59
Net amount in force.....	\$15,159,912	\$201,468 05	\$1,629,463	\$76,063 91

BUSINESS IN THE STATE OF MAINE DURING THE YEAR.

Risks taken, (fire).....	\$420,157 00
Premiums received .....	6,930 64
Losses paid on risks taken.....	3,072 63
Losses incurred in Maine.....	3,072 63
Amount of taxes paid to the State of Maine on premiums.....	138 61

**SPRINGFIELD FIRE AND MARINE INSURANCE CO.**  
**SPRINGFIELD, MASS.**

INCORPORATED IN 1849. COMMENCED BUSINESS IN 1851.

DWIGHT R. SMITH, *President*.

SANFORD J. HALL, *Secretary*.

**Capital paid up in cash, \$750,000.**

I. ASSETS.

Real estate owned by the company, unincumbered.....	\$134,900 00
Loans on bond and mortgage, (first liens).....	394,599 55
Stocks and bonds owned by the company, market value.....	851,900 00
Loans secured by collaterals.....	23,170 71
Cash in the company's principal office and in bank.....	105,392 77
Interest due and accrued.....	29,658 42
Premiums in due course of collection.....	95,095 74
All other property belonging to the company, viz: rents.....	1,312 52
Aggregate of all the admitted assets of the company at their actual value.....	<u>\$1,636,029 71</u>

II. LIABILITIES.

Losses adjusted and unpaid.....	\$22,215 45
Losses unadjusted, including all reported losses.....	39,739 88
Losses resisted, including interest, costs and expenses....	6,382 98
Net amount of unpaid losses and claims.....	\$68,338 31
Amount required to safely reinsure all outstanding risks.....	513,787 09
All other demands against the company, viz: commissions.....	14,264 35
Total amount of liabilities, except capital stock and net surplus.....	<u>\$596,389 75</u>
Capital actually paid up in cash.....	750,000 00
Surplus beyond capital.....	289,639 96
Aggregate of all liabilities, including stock and net surplus.....	<u>\$1,636,029 71</u>

III. INCOME DURING THE YEAR.

Net cash received for premiums, (fire).....	\$736,818 42
Received for interest and dividends from all sources.....	84,481 48
Income from all other sources, viz: rents.....	3,255 03
Aggregate amount of income received in cash.....	<u>\$824,554 93</u>

IV. EXPENDITURES DURING THE YEAR.

Net amount paid for losses, (fire).....	\$351,444 99
Cash dividends actually paid.....	75,000 00
Paid for commissions or brokerage.....	113,219 30

## INSURANCE COMPANIES OF OTHER STATES.

153

Salaries and other charges of officers, clerks and other employees.....	\$37,286 17
Paid for State, national and local taxes.....	23,299 86
All other expenditures, viz: general expenses.....	70,533 09
Aggregate amount of expenditures in cash .....	<u>\$670,783 41</u>

## V. MISCELLANEOUS.

## RISKS AND PREMIUMS.

	<i>Fire risks.</i>	<i>Premiums.</i>
In force December 31, 1876.....	\$69,021,634	\$868,995 61
Written during the year.....	71,367,287	800,717 41
Total.....	<u>\$140,388,921</u>	<u>\$1,669,713 02</u>
Deduct those terminated .....	59,024,130	677,838 45
* Net amount in force.....	<u>\$81,364,791</u>	<u>\$991,874 57</u>

## BUSINESS IN THE STATE OF MAINE DURING THE YEAR.

Risks taken, (fire) .....	\$2,794,299 00
Premiums received.....	32,079 31
Losses paid on risks taken.....	23,203 85
Losses incurred in Maine.....	16,220 71
Amount of taxes paid to the State of Maine on premiums.....	<u>641 58</u>

## STANDARD FIRE INSURANCE COMPANY.

TRENTON, N. J.

INCORPORATED IN 1868. COMMENCED BUSINESS IN 1869.

WILLIAM DOLTON, *President.*JOSEPH B. WRIGHT, *Secretary.*

Capital paid up in cash, \$200,000.

## I. ASSETS.

Real estate owned by the company, unincumbered .....	\$200 00
Loans on bond and mortgage, (first liens).....	171,104 00
Stocks and bonds owned by the company, market value .....	60,120 00
Loans secured by collaterals.....	13,840 71
Cash in the company's principal office and in bank .....	20,462 80
Interest due and accrued.....	7,964 73
Premiums in due course of collection.....	30,932 83
All other property belonging to the company, viz: salvage.....	<u>2,000 00</u>
Aggregate of all the admitted assets of the company at their actual value .....	<u>\$306,625 07</u>

## II. LIABILITIES.

Net amount of unpaid losses and claims, (adjusted) .....	\$14,513 19
Amount required to safely reinsure all outstanding risks.....	78,398 89
All other demands against the company, viz: commissions.....	5,320 85
Total amount of liabilities, except capital stock and net surplus.....	\$98,232 93
Capital actually paid up in cash.....	200,000 00
Surplus beyond capital .....	8,392 14
Aggregate of all liabilities, including stock and net surplus.....	<u>\$306,625 07</u>

## III. INCOME DURING THE YEAR.

Net cash received for premiums, (fire) .....	\$153,926 26
Received for interest and dividends from all sources .....	15,930 68
Aggregate amount of income received in cash.....	<u>\$169,856 94</u>

## IV. EXPENDITURES DURING THE YEAR.

Net amount paid for losses, (fire).....	\$114,180 13
Paid for commissions or brokerage.....	36,820 98
Salaries and other charges of officers, clerks and other employees.....	5,632 00
Paid for State, national and local taxes.....	3,260 86
All other expenditures, viz: general expenses... ..	10,631 15
Aggregate amount of expenditures in cash.....	<u>\$170,525 12</u>

## V. MISCELLANEOUS.

## RISKS AND PREMIUMS.

	<i>Fire risks.</i>	<i>Premiums.</i>
In force December 31, 1876.....	\$10,616,330	\$177,084 34
Written during the year .....	10,249,573	156,283 77
Total.....	<u>\$20,865,903</u>	<u>\$333,368 11</u>
Deduct those terminated and reinsured.....	11,242,130	183,528 60
Net amount in force.....	<u>\$9,623,773</u>	<u>\$155,839 51</u>

## BUSINESS IN THE STATE OF MAINE DURING THE YEAR.

Risks taken, (fire).....	\$309,842 00
Premiums received .....	4,954 46
Losses paid on risks taken.....	2,654 47
Losses incurred in Maine.....	3,286 69
Amount of taxes paid to the State of Maine on premiums.....	99 09

ST. PAUL FIRE AND MARINE INSURANCE COMPANY.  
ST. PAUL, MINN.

INCORPORATED IN 1865. COMMENCED BUSINESS IN 1865.

C. H. BIGELOW, *President.*

C. A. EATON, *Secretary.*

Capital paid up in cash, \$400,000.

I. ASSETS.

Real estate owned by the company, unincumbered.....	\$110,814 45
Loans on bond and mortgage, (first liens).....	117,981 33
Stocks and bonds owned by the company, market value.....	171,231 03
Loans secured by collaterals.....	293,603 88
Cash in the company's principal office and in bank.....	54,639 47
Interest due and accrued.....	22,629 32
Premiums in due course of collection.....	68,315 25
Bills receivable, not matured, taken for marine and inland risks.....	7,429 15
All other property belonging to the company, viz: salvage, etc.....	11,412 54
Aggregate of all the admitted assets of the company at their actual value.....	<u>\$858,056 42</u>

II. LIABILITIES.

Losses adjusted and unpaid.....	\$3,566 26
Losses unadjusted, including all reported losses.....	9,164 24
Losses resisted, including interest, costs and expenses....	4,250 00
Net amount of unpaid losses and claims.....	\$16,980 50
Reinsurance on fire risks.....	\$276,922 66
Reinsurance on marine and inland risks.....	3,983 00
Amount required to safely reinsure all outstanding risks.....	280,905 66
All other demands against the company, viz: commissions.....	7,994 18
Total amount of liabilities, except capital stock and net surplus.....	\$305,880 34
Capital actually paid up in cash.....	400,000 00
Surplus beyond capital.....	152,176 08
Aggregate of all liabilities, including stock and net surplus.....	<u>\$858,056 42</u>

III. INCOME DURING THE YEAR.

	<i>Fire.</i>	<i>Inland.</i>	
Net cash received for premiums.....	\$436,096 59	\$138,106 63	\$574,203 22
Received for interest and dividends from all sources.....			64,188 39
Income from all other sources, viz: rents.....			5,778 45
Aggregate amount of income received in cash.....			<u>\$644,170 06</u>

## STOCK FIRE, FIRE-MARINE AND MARINE

## IV. EXPENDITURES DURING THE YEAR.

	<i>Fire.</i>	<i>Inland.</i>	
Net amount paid for losses.....	\$331,740 78	\$157,315 57	\$489,056 35
Cash dividends actually paid .....			66,696 47
Paid for commissions or brokerage.....			83,962 50
Salaries and other charges of officers, clerks and other employees.....			32,320 91
Paid for State, national and local taxes.....			15,901 14
All other expenditures, viz: general expenses.....			34,986 42
Aggregate amount of expenditures in cash.....			<u>\$722,923 79</u>

## V. MISCELLANEOUS.

## RISKS AND PREMIUMS.

	<i>Fire risks.</i>	<i>Premiums.</i>	<i>Inland risks.</i>	<i>Premiums.</i>
In force December 31, 1876..	\$33,309,948	\$522,852 58	\$545,918	\$8,273 74
Written during the year.....	34,380,566	492,467 09	21,645,706	148,731 26
Total.....	<u>\$67,690,514</u>	<u>\$1,015,319 67</u>	<u>\$22,191,624</u>	<u>\$157,005 00</u>
Deduct those terminated and reinsured .....	32,444,668	472,015 60	21,993,084	149,039 00
Net amount in force ....	<u>\$35,245,846</u>	<u>\$543,304 07</u>	<u>\$198,540</u>	<u>\$7,966 00</u>

## BUSINESS IN THE STATE OF MAINE DURING THE YEAR.

Risks taken, (fire) .....	\$554,325 00
Premiums received .....	8,545 25
Losses paid on risks taken.....	10,312 42
Losses incurred in Maine.....	10,312 42
Amount of taxes paid to the State of Maine on premiums.....	<u>170 90</u>



## TRADE INSURANCE COMPANY.

CAMDEN, N. J.

INCORPORATED IN 1872. COMMENCED BUSINESS IN 1873.

DAVID L. TAYLOR, *President*.EDMUND MAY, *Secretary*.

Capital paid up in cash, \$200,000.

## I. ASSETS.

Loans on bond and mortgage, (first liens).....	\$105,883 33
Stocks and bonds owned by the company, market value.....	95,690 00
Loans secured by collaterals.....	34,098 00
Cash in the company's principal office and in bank.....	8,856 86
Interest due and accrued.....	4,375 24
Premiums in due course of collection.....	17,669 15
Bills receivable, not matured, taken for marine and inland risks.....	12,551 57
All other property belonging to the company.....	5,218 60
Aggregate of all the admitted assets of the company at their actual value.....	<u>\$284,342 75</u>

## II. LIABILITIES.

Losses adjusted and unpaid.....	\$2,134 68
Losses unadjusted, including all reported losses.....	2,728 00
Losses resisted, including interest, costs and expenses....	3,000 00
Net amount of unpaid losses and claims.....	\$7,862 68
Reinsurance on fire risks.....	\$43,734 10
Reinsurance on marine risks.....	13,891 14
Amount required to safely reinsure all outstanding risks.....	57,625 24
All other demands against the company.....	3,271 30
Total amount of liabilities, except capital stock and net surplus.....	<u>\$68,759 22</u>
Capital actually paid up in cash.....	200,000 00
Surplus beyond capital.....	15,583 53
Aggregate of all liabilities, including stock and net surplus.....	<u>\$284,342 75</u>

## III. INCOME DURING THE YEAR.

	<i>Fire.</i>	<i>Marine.</i>	
Net cash received for premiums.....	\$81,309 66	\$14,045 03	\$95,354 69
Received for interest and dividends from all sources.....			<u>15,610 47</u>
Aggregate amount of income received in cash.....			<u>\$110,965 16</u>

## IV. EXPENDITURES DURING THE YEAR.

	<i>Fire.</i>	<i>Marine.</i>	
Net amount paid for losses.....	\$61,093 85	\$31,241 53	\$92,335 38
Cash dividends actually paid.....			16,024 00
Paid for commissions or brokerage.....			16,205 34
Salaries and other charges of officers, clerks and other employees.....			4,458 16
Paid for State, national and local taxes.....			2,929 43
All other expenditures, viz: general expenses.....			7,751 87
Aggregate amount of expenditures in cash .....			<u>\$139,704 18</u>

## V. MISCELLANEOUS.

## RISKS AND PREMIUMS.

	<i>Fire risks.</i>	<i>Premiums.</i>	<i>Marine risks.</i>	<i>Premiums.</i>
In force December 31, 1876...	\$4,738,597	\$86,592 42	\$332,850	\$24,183 15
Written during the year.....	6,184,527	83,488 29	262,452	14,925 45
Total.....	<u>\$10,923,124</u>	<u>\$170,080 71</u>	<u>\$595,302</u>	<u>\$39,108 60</u>
Deduct those terminated and reinsured.....	5,708,294	82,740 31	389,704	25,217 46
Net amount in force.....	<u>\$5,214,830</u>	<u>\$87,340 40</u>	<u>\$205,598</u>	<u>\$13,891 14</u>

## BUSINESS IN THE STATE OF MAINE DURING THE YEAR.

Risks taken, (fire) .....	\$93,700 00
Premiums received.....	1,746 56
Losses paid on risks taken.....	475 00
Losses incurred in Maine.....	475 00
Amount of taxes paid to the State of Maine on premiums.....	<u>34 93</u>

**TRADERS' INSURANCE COMPANY.**  
**CHICAGO, ILL.**

INCORPORATED IN 1865. COMMENCED BUSINESS IN 1867.

CHARLES COMSTOCK, *President.*

R. J. SMITH, *Secretary.*

**Capital paid up in cash, \$500,000.**

I. ASSETS.

Real estate owned by the company, unincumbered.....	\$11,432 24
Stocks and bonds owned by the company, market value.....	678,912 50
Loans secured by collaterals.....	3,823 66
Cash in the company's principal office and in bank.....	63,493 12
Interest due and accrued.....	813 64
Premiums in due course of collection.....	36,033 70
All other property belonging to the company, viz: reinsurance.....	14,812 57
Aggregate of all the admitted assets of the company at their actual value.....	<u>\$809,321 43</u>

UNADMITTED ASSETS.

Personal property .....	<u>\$3,000 00</u>
-------------------------	-------------------

II. LIABILITIES.

Losses adjusted and unpaid.....	\$1,419 93
Losses unadjusted, including all reported losses.....	8,297 22
Net amount of unpaid losses and claims.....	\$9,717 15
Amount required to safely reinsure all outstanding risks.....	157,155 49
All other demands against the company, viz: commissions.....	7,206 74
Total amount of liabilities, except capital stock and net surplus.....	<u>\$174,079 38</u>
Capital actually paid up in cash.....	500,000 00
Surplus beyond capital .....	135,242 05
Aggregate of all liabilities, including stock and net surplus.....	<u>\$809,321 43</u>

III. INCOME DURING THE YEAR.

	<i>Fire.</i>	<i>Inland.</i>	
Net cash received for premiums .....	\$318,042 57	\$4,364 33	\$322,406 90
Received for interest and dividends from all sources.....			36,058 78
Income from all other sources .....			20,580 63
Aggregate amount of income received in cash .....			<u>\$379,046 31</u>

## STOCK FIRE, FIRE-MARINE AND MARINE

## IV. EXPENDITURES DURING THE YEAR.

	<i>Fire.</i>	<i>Inland.</i>	
Net amount paid for losses.....	\$160,901 55	\$5,047 90	\$165,949 45
Cash dividends actually paid.....			60,000 00
Paid for commissions or brokerage.....			55,562 31
Salaries and other charges of officers, clerks and other employees.....			24,071 08
Paid for State, national and local taxes.....			6,864 14
All other expenditures, viz: general expenses.....			32,002 28
Aggregate amount of expenditures in cash.....			<u>\$344,449 26</u>

## V. MISCELLANEOUS.

## RISKS AND PREMIUMS.

	<i>Fire risks.</i>	<i>Premiums.</i>	<i>Inland risks.</i>	<i>Premiums.</i>
In force December 31, 1876 .	\$14,705,497	\$239,140 32	\$12,560	\$58 23
Written during the year....	26,335,414	404,463 68	901,173	4,466 15
Total.....	<u>\$41,040,911</u>	<u>\$643,604 00</u>	<u>\$913,733</u>	<u>\$4,524 38</u>
Deduct those terminated....	21,182,782	330,632 85	913,733	4,524 38
Net amount in force...	<u>\$19,858,129</u>	<u>\$312,971 15</u>		

## BUSINESS IN THE STATE OF MAINE DURING THE YEAR.

Risks taken, (fire) .....	\$412,136 00
Premiums received.....	4,528 09
Losses paid on risks taken.....	825 03
Losses incurred in Maine.....	825 03
Amount of taxes paid to the State of Maine on premiums.....	<u>74 06</u>

## TRADERS' AND MECHANICS' INSURANCE COMPANY.

LOWELL, MASS.

INCORPORATED IN 1848. COMMENCED BUSINESS IN 1848.

LEVI SPRAGUE, *President.*E. M. TUCKE, *Secretary.*

Capital paid up in cash, \$100,000.

## I. ASSETS.

Real estate owned by the company, unincumbered.....	\$4,500 00
Loans on bond and mortgage, (first liens).....	59,250 00
Stocks and bonds owned by the company, market value.....	72,250 00
Loans secured by collaterals.....	21,500 00
Cash in the company's principal office and in bank.....	6,352 04
Interest due and accrued.....	1,133 23
Premiums in due course of collection.....	896 98
Aggregate of all the admitted assets of the company at their actual value.....	<u>\$165,882 25</u>

## UNADMITTED ASSETS.

Loan on personal security.....	<u>\$2,500 00</u>
--------------------------------	-------------------

## II. LIABILITIES.

Net amount of unpaid losses and claims.....	\$2,500 00
Amount required to safely reinsure all outstanding risks.....	26,877 33
Total amount of liabilities, except capital stock and net surplus.....	<u>\$29,377 33</u>
Capital actually paid up in cash.....	100,000 00
Surplus beyond capital.....	36,504 92
Aggregate of all liabilities, including stock and net surplus.....	<u>\$165,882 25</u>

## III. INCOME DURING THE YEAR.

Net cash received for premiums, (fire).....	\$29,991 82
Received for interest and dividends from all sources.....	8,983 93
Aggregate amount of income received in cash.....	<u>\$38,975 75</u>

## IV. EXPENDITURES DURING THE YEAR.

Net amount paid for losses, (fire).....	\$19,824 00
Cash dividends actually paid.....	8,000 00
Paid for commissions or brokerage.....	4,041 29
Salaries and other charges of officers, clerks and other employees.....	3,775 33
Paid for State, national and local taxes.....	1,390 32
All other expenditures.....	32 50
Aggregate amount of expenditures in cash.....	<u>\$37,063 44</u>

## V. MISCELLANEOUS.

## RISKS AND PREMIUMS.

	<i>Fire risks.</i>	<i>Premiums.</i>
In force December 31, 1876.....	\$3,646,004	\$56,725 60
Written during the year.....	2,510,693	30,432 88
Total .....	<u>\$6,156,697</u>	<u>\$87,158 48</u>
Deduct those terminated and reinsured.....	2,549,170	33,436 31
Net amount in force.....	<u>\$3,607,527</u>	<u>\$53,722 17</u>

## BUSINESS IN THE STATE OF MAINE DURING THE YEAR.

Risks taken, (fire).....	\$83,550 00
Premiums received.....	1,126 43
Losses paid on risks taken.....	2,474 45
Losses incurred in Maine.....	2,474 45
Amount of taxes paid to the State of Maine on premiums.....	<u>42 11</u>

## WASHINGTON FIRE AND MARINE INSURANCE CO.

## BOSTON, MASS.

INCORPORATED IN 1872. COMMENCED BUSINESS IN 1873.

ISAAC SWEETSER, *President.*BENJ. SWEETSER, *Secretary.*

Capital paid up in cash, \$400,000.

## I. ASSETS.

Loans on bond and mortgage, (first liens) .....	\$89,000 00
Stocks and bonds owned by the company, market value .....	517,464 00
Loans secured by collaterals.....	77,146 78
Cash in the company's principal office and in bank.....	11,734 03
Interest due and accrued.....	4,101 42
Premiums in due course of collection.....	8,945 03
Bills receivable, not matured, taken for marine and inland risks.....	<u>97,748 77</u>
Aggregate of all the admitted assets of the company at their actual value .....	<u>\$806,140 03</u>

## UNADMITTED ASSETS.

Loan on personal security .....	<u>\$2,890 00</u>
---------------------------------	-------------------

## II. LIABILITIES.

Net amount of unpaid losses and claims, (unadjusted).....		\$43,050 00
Reinsurance on fire risks .....	\$56,781 32	
Reinsurance on marine and inland risks.....	90,473 02	
Amount required to safely reinsure all outstanding risks.....		147,254 34
All other demands against the company.....		16,461 66
Total amount of liabilities, except capital stock and net surplus.....		\$206,766 00
Capital actually paid up in cash.....		400,000 00
Surplus beyond capital .....		199,374 03
Aggregate of all liabilities, including stock and net surplus.....		\$806,140 03

## III. INCOME DURING THE YEAR.

	<i>Fire.</i>	<i>Marine.</i>	
Net cash received for premiums.....	\$87,930 46	\$132,936 62	\$220,867 08
Received for interest and dividends from all sources .....			37,447 76
Aggregate amount of income received in cash.....			\$258,314 84

## IV. EXPENDITURES DURING THE YEAR.

	<i>Fire.</i>	<i>Marine.</i>	
Net amount paid for losses.....	\$60,232 56	\$143,370 96	\$203,603 52
Cash dividends actually paid.....			40,000 00
Paid for commissions or brokerage.....			15,949 86
Salaries and other charges of officers, clerks and other employees.....			16,675 00
Paid for State, national and local taxes.....			7,178 55
All other expenditures, viz: general expenses.....			11,440 26
Aggregate amount of expenditures in cash .....			\$294,847 19

## V. MISCELLANEOUS.

## RISKS AND PREMIUMS.

	<i>Fire risks.</i>	<i>Premiums.</i>	<i>Marine risks.</i>	<i>Premiums.</i>
In force December 31, 1876...	\$10,901,665	\$145,365 18	\$4,071,841	\$117,600 13
Written during the year.....	10,861,052	95,481 76	6,576,407	105,497 66
Total.....	\$21,762,717	\$240,846 94	\$10,648,248	\$223,097 79
Deduct those terminated.....	11,756,732	115,822 11	7,223,550	132,624 77
Net amount in force .....	\$10,005,985	\$125,024 83	\$3,424,698	\$90,473 02

## BUSINESS IN THE STATE OF MAINE DURING THE YEAR.

Risks taken, (fire) .....	\$105,820 00
Premiums received.....	974 08
Losses paid on risks taken.....	837 23
Losses incurred in Maine.....	110 00
Amount of taxes paid to the State of Maine on premiums.....	19 48

## WESTCHESTER FIRE INSURANCE COMPANY.

NEW ROCHELLE, N. Y.

INCORPORATED IN 1837. COMMENCED BUSINESS IN 1837.

GEO. J. PENFIELD, *President*.GEO. R. CRAWFORD, *Secretary*.Capital paid up in cash, \$300,000.

## I. ASSETS.

Real estate owned by the company, unincumbered.....	\$28,000 00
Loans on bond and mortgage, (first liens).....	177,350 00
Stocks and bonds owned by the company, market value.....	539,681 25
Loans secured by collaterals.....	23,100 00
Cash in the company's principal office and in bank.....	37,938 12
Interest due and accrued.....	8,489 00
Premiums in due course of collection.....	87,058 95
All other property belonging to the company, viz: rents.....	1,524 65
Aggregate of all the admitted assets of the company at their actual value.....	<u>\$903,141 97</u>

## II. LIABILITIES.

Losses adjusted and unpaid.....	\$9,742 11
Losses unadjusted, including all reported losses.....	7,722 45
Losses resisted, including interest, costs and expenses....	11,800 00
Net amount of unpaid losses and claims.....	\$29,264 56
Amount required to safely reinsure all outstanding risks.....	343,749 76
All other demands against the company, viz: commissions.....	9,124 76
Total amount of liabilities, except capital stock and net surplus.....	<u>\$382,139 08</u>
Capital actually paid up in cash.....	300,000 00
Surplus beyond capital.....	221,002 89
Aggregate of all liabilities, including stock and net surplus.....	<u>\$903,141 97</u>

## III. INCOME DURING THE YEAR.

Net cash received for premiums, (fire).....	\$609,386 66
Received for interest and dividends from all sources.....	38,909 71
Aggregate amount of income received in cash.....	<u>\$648,296 37</u>

## IV. EXPENDITURES DURING THE YEAR.

Net amount paid for losses, (fire).....	\$328,710 39
Cash dividends actually paid.....	29,995 00
Paid for commissions or brokerage.....	112,658 75



Salaries and other charges of officers, clerks and other employees.....	\$29,800 00
Paid for State, national and local taxes.....	15,839 77
All other expenditures, viz: general expenses.....	69,175 57
Aggregate amount of expenditures in cash .....	<u>\$586,139 48</u>

## V. MISCELLANEOUS.

## RISKS AND PREMIUMS.

	<i>Fire risks.</i>	<i>Premiums.</i>
In force December 31, 1876.....	\$66,012,790	\$707,739 89
Written during the year .....	78,280,790	687,160 82
Total.....	<u>\$144,293,580</u>	<u>\$1,394,900 71</u>
Deduct those terminated and reinsured.....	74,556,638	697,127 09
Net amount in force.....	<u>\$69,736,942</u>	<u>\$697,773 62</u>

## BUSINESS IN THE STATE OF MAINE DURING THE YEAR.

Risks taken, (fire) .....	\$719,680 00
Premiums received.....	7,715 80
Losses paid on risks taken.....	7,571 42
Losses incurred in Maine.....	6,361 43
Amount of taxes paid to the State of Maine on premiums.....	<u>2 89</u>

## WILLIAMSBURGH CITY FIRE INSURANCE COMPANY.

BROOKLYN, N. Y.

INCORPORATED IN 1853. COMMENCED BUSINESS IN 1853.

EDMUND DRIGGS, *President.*N. W. MESEROLE, *Secretary.*

Capital paid up in cash, \$250,000.

## I. ASSETS.

Real estate owned by the company, unincumbered.....	\$78,201 07
Loans on bond and mortgage, (first liens).....	246,920 00
Stocks and bonds owned by the company, market value.....	395,395 00
Loans secured by collaterals.....	70,540 00
Cash in the company's principal office and in bank.....	33,254 54
Interest and rents due and accrued.....	13,384 71
Premiums in due course of collection.....	<u>36,140 92</u>
Aggregate of all the admitted assets of the company at their actual value .....	<u>\$873,836 24</u>

## II. LIABILITIES.

Losses adjusted and unpaid.....	\$3,382 77	
Losses unadjusted, including all reported losses.....	3,807 38	
Losses resisted, including interest, costs and expenses....	7,350 00	
Net amount of unpaid losses and claims.....		\$14,540 15
Amount required to safely reinsure all outstanding risks.....		191,844 56
All other demands against the company, viz: commissions, etc.....		8,037 79
Total amount of liabilities, except capital stock and net surplus... ..		\$214,422 50
Capital actually paid up in cash.....		250,000 00
Surplus beyond capital.....		409,413 74
Aggregate of all liabilities, including stock and net surplus.....		\$873,836 24

## III. INCOME DURING THE YEAR.

	<i>Fire.</i>	<i>Inland.</i>	
Net cash received for premiums.....	\$347,285 09	\$1,832 56	\$349,117 65
Received for interest and dividends from all sources.....			40,155 61
Income from all other sources, viz: rents, etc.....			1,613 97
Aggregate amount of income received in cash.....			\$390,887 23

## IV. EXPENDITURES DURING THE YEAR.

	<i>Fire.</i>	<i>Inland.</i>	
Net amount paid for losses.....	\$137,504 52	\$5,324 15	\$142,828 67
Cash dividends actually paid.....			49,900 00
Paid for commissions or brokerage.....			60,131 13
Salaries and other charges of officers, clerks and other employees.....			44,972 89
Paid for State, national and local taxes.....			1,515 78
All other expenditures, viz: general expenses.....			45,504 30
Aggregate amount of expenditures in cash.....			\$344,852 77

## V. MISCELLANEOUS.

	RISKS AND PREMIUMS.			
	<i>Fire risks.</i>	<i>Premiums.</i>	<i>Inland risks.</i>	<i>Premiums.</i>
In force December 31, 1876..	\$50,867,442	\$327,683 61	-	-
Written during the year....	56,061,312	362,293 10	\$402,921	\$2,859 10
Total.....	\$106,928,754	\$689,976 71	\$402,921	\$2,859 10
Deduct those terminated and reinsured.....	55,609,713	312,398 66	402,921	2,859 10
Net amount in force....	\$51,319,041	\$377,578 05		

## BUSINESS IN THE STATE OF MAINE DURING THE YEAR.

Risks taken, (fire).....	\$163,037 00
Premiums received.....	1,322 42
Amount of taxes paid to the State of Maine on premiums.....	26 45

---

---


MUTUAL FIRE AND FIRE-MARINE INSURANCE  
COMPANIES OF OTHER STATES.

---

ABSTRACTS COMPILED FROM THE ANNUAL STATEMENTS OF THE  
MUTUAL FIRE AND FIRE-MARINE INSURANCE COMPANIES OF  
OTHER STATES, AUTHORIZED TO TRANSACT BUSINESS IN  
THE STATE OF MAINE, SHOWING THEIR CONDI-  
TION ON THE 31<sup>ST</sup> DAY OF DECEMBER, 1877.

---

---



# HOLYOKE MUTUAL FIRE INSURANCE COMPANY.

SALEM, MASS.

INCORPORATED IN 1843. COMMENCED BUSINESS IN 1843.

AUGUSTUS STORY, *President.*

THOMAS H. JOHNSON, *Secretary.*

## I. ASSETS.

Real estate owned by the company, unincumbered .....	\$50,000 00
Loans on bond and mortgage, (first liens) .....	6,500 00
Stocks and bonds owned by the company, market value.....	366,440 00
Loans secured by collaterals.....	10,000 00
Cash in the company's principal office and in bank.....	5,030 80
Interest due and accrued.....	4,957 53
Premiums in due course of collection.....	2,791 89
All other property belonging to the company, viz: rents.....	157 50
Aggregate of all the admitted assets of the company at their actual value .....	<u>\$445,877 72</u>

## II. LIABILITIES.

Amount required to safely reinsure all outstanding risks.....	\$152,387 26
All other demands against the company.....	1,493 06
Total amount of liabilities, except net surplus.....	<u>\$153,880 32</u>
Net surplus.....	<u>291,997 40</u>
Aggregate of all liabilities, including net surplus.....	<u>\$445,877 72</u>

## III. INCOME DURING THE YEAR.

Net cash received for premiums, (fire) .....	\$100,067 93
Received for interest and dividends from all sources.....	21,783 79
Income from all other sources .....	3,146 15
Aggregate amount of income received in cash.....	<u>\$124,997 87</u>

## IV. EXPENDITURES DURING THE YEAR.

Net amount paid for losses, (fire).....	\$40,290 80
Cash dividends actually paid .....	10,000 00
Certificates of profits redeemed in cash.....	16,776 34
Paid for commissions or brokerage.....	15,482 20
Salaries and other charges of officers, clerks and other employees.....	7,315 37

Paid for State, national and local taxes .....	\$2,526 68
All other expenditures, viz: general expenses.....	3,030 67
Aggregate amount of expenditures in cash.....	<u>\$95,422 06</u>

## V. MISCELLANEOUS.

## RISKS AND PREMIUMS.

	<i>Fire risks.</i>	<i>Premiums.</i>
In force December 31, 1876 .....	\$21,269,273	\$322,163 12
Written during the year.....	7,983,398	103,599 33
Total.....	\$29,253,071	\$425,762 45
Deduct those terminated.....	9,015,450	139,490 39
Net amount in force.....	<u>\$20,237,621</u>	<u>\$286,272 06</u>

## BUSINESS IN THE STATE OF MAINE DURING THE YEAR.

Risks taken, (fire).....	\$770,875 00
Premiums received.....	8,166 12
Losses paid on risks taken.....	2,823 00
Losses incurred in Maine.....	2,823 00
Amount of taxes paid to the State of Maine on premiums.....	<u>163 32</u>

## LYCOMING FIRE INSURANCE COMPANY.

## MUNCY, PA.

INCORPORATED IN 1840. COMMENCED BUSINESS IN 1840.

WM. P. I. PAINTER, *President.* JAMES M. BOWMAN, *Secretary.*

## I. ASSETS.

Real estate owned by the company, unincumbered.....	\$50,000 00
Loans on bond and mortgage, (first liens).....	7,837 00
Stocks and bonds owned by the company, market value.....	16,700 00
Cash in the company's principal office and in bank.....	77,643 95
Interest due and accrued.....	1,328 38
Premiums in due course of collection .....	115,970 29
Bills receivable, not matured, taken for fire risks.....	5,844 80
Net assessments in process of collection.....	51,112 56
Net assessments due on premium notes.....	131,785 62
Premium notes.....	<u>\$4,651,257 19</u>

Aggregate of all the admitted assets of the company at their actual value .....

\$458,222 60

## UNADMITTED ASSETS.

Judgments..... \$4,878 40

## II. LIABILITIES.

Losses adjusted and unpaid.....	\$66,324 81
Losses unadjusted, including all reported losses.....	63,254 83
Losses resisted, including interest, costs and expenses....	34,912 38
Net amount of unpaid losses and claims.....	\$164,492 02
Amount required to safely reinsure all outstanding risks.....	213,163 77
All other demands against the company, viz: taxes.....	2,500 00
Total amount of liabilities, except net surplus.....	\$380,155 79
Net surplus.....	78,066 81
Aggregate of all liabilities, including net surplus.....	\$458,222 60

## III. INCOME DURING THE YEAR.

Net cash received for premiums, (fire).....	\$400,956 22
Received for interest and dividends from all sources .....	2,637 29
Income from all other sources, viz: assessments collected.....	308,891 98
Aggregate amount of income received in cash.....	\$712,485 49

## IV. EXPENDITURES DURING THE YEAR.

Net amount paid for losses, (fire).....	\$491,534 91
Paid for commissions or brokerage.....	70,398 24
Salaries and other charges of officers, clerks and other employees.....	9,480 20
Paid for State, national and local taxes.....	6,462 11
All other expenditures, viz: general expenses.....	86,439 12
Aggregate amount of expenditures in cash .....	\$664,314 58

## V. MISCELLANEOUS.

## RISKS AND PREMIUMS.

	<i>Fire risks.</i>	<i>Premiums.</i>
In force December 31, 1876.....	\$67,245,229	\$707,014 63
Written during the year .....	37,797,105	402,896 63
Total.....	\$105,042,334	\$1,109,911 26
Deduct those terminated and reinsured.....	42,389,188	485,960 98
Net amount in force.....	\$62,653,146	\$623,950 28

## BUSINESS IN THE STATE OF MAINE DURING THE YEAR.

Risks taken, (fire).....	\$491,887 00
Premiums received.....	6,619 35
Losses paid on risks taken.....	3,270 67
Losses incurred in Maine .....	750 00
Amount of taxes paid to the State of Maine on premiums.....	198 58

## MECHANICS' MUTUAL INSURANCE COMPANY.

BOSTON, MASS.

INCORPORATED IN 1875. COMMENCED BUSINESS IN 1875.

ALFRED BICKNELL, *President.*J. H. ROBINSON, *Secretary.*

## I. ASSETS.

Real estate owned by the company, unincumbered .....	\$8,400 00
Loans on bond and mortgage, (first liens).....	116,821 00
Stocks and bonds owned by the company, market value .....	106,531 75
Cash in the company's principal office and in bank .....	12,714 44
Interest due and accrued.....	2,877 46
Premiums in due course of collection.....	6,359 11
Aggregate of all the admitted assets of the company at their actual value .....	<u>\$253,703 76</u>

## II. LIABILITIES.

Net amount of unpaid losses and claims, (adjusted) .....	\$400 00
Amount required to safely reinsure all outstanding risks.....	50,015 92
All other demands against the company, viz: commissions, etc .....	704 58
Total amount of liabilities, except net surplus.....	<u>\$51,120 50</u>
Net surplus.....	202,583 26
Aggregate of all liabilities, including net surplus.....	<u>\$253,703 76</u>

## III. INCOME DURING THE YEAR.

Net cash received for premiums, (fire).....	\$35,598 73
Received for interest and dividends from all sources.....	14,736 14
Income from all other sources .....	49 25
Aggregate amount of income received in cash.....	<u>\$50,384 12</u>

## IV. EXPENDITURES DURING THE YEAR.

Net amount paid for losses, (fire).....	\$11,887 45
Paid for commissions or brokerage.....	4,507 17
Salaries and other charges of officers, clerks and other employees.....	4,974 70
Paid for State, national and local taxes.....	2,757 97
All other expenditures, viz: general expenses.....	3,853 77
Aggregate amount of expenditures in cash.....	<u>\$27,981 06</u>



## V. MISCELLANEOUS.

## RISKS AND PREMIUMS.

	<i>Fire risks.</i>	<i>Premiums.</i>
In force December 31, 1876 .....	\$3,560,167	\$49,446 71
Written during the year .....	3,797,695	41,176 29
Total.....	\$7,357,862	\$90,623 00
Deduct those terminated.....	1,332,406	11,984 13
Net amount in force.....	\$6,025,456	\$78,638 87

## BUSINESS IN THE STATE OF MAINE DURING THE YEAR.

Risks taken, (fire) .....	\$92,615 00
Premiums received.....	1,291 32
Losses paid on risks taken.....	1,102 20
Losses incurred in Maine.....	1,102 20
Amount of taxes paid to the State of Maine on premiums.....	25 82

## MILLVILLE MUTUAL MARINE AND FIRE INS. CO.

MILLVILLE, N. J.

INCORPORATED IN 1859. COMMENCED BUSINESS IN 1867.

NATHANIEL STRATTON, *President.*F. L. MULFORD, *Secretary.*

## I. ASSETS.

Real estate owned by the company, unincumbered.....	\$16,000 00
Loans on bond and mortgage, (first liens).....	4,000 00
Stocks and bonds owned by the company, market value .....	42,153 00
Loans secured by collaterals .....	5,806 00
Cash in the company's principal office and in bank .....	17,759 88
Interest due and accrued.....	1,195 47
Premiums in due course of collection.....	28,869 32
Bills receivable, not matured, taken for fire, marine and inland risks...	95,194 92
All other property belonging to the company.....	5,177 50
Premium notes.....	\$1,236,780 14

Aggregate of all the admitted assets of the company at their actual value .....

\$216,156 09

## MUTUAL FIRE AND FIRE-MARINE

## II. LIABILITIES.

Losses adjusted and unpaid.....	\$2,500 00	
Losses unadjusted, including all reported losses.....	15,930 00	
Losses resisted, including interest, costs and expenses....	4,500 00	
		<u>\$22,930 00</u>
Net amount of unpaid losses and claims.....		\$22,930 00
Reinsurance on fire risks.....	\$53,306 67	
Reinsurance on marine and inland risks.....	43,358 72	
		<u>\$96,665 39</u>
Amount required to safely reinsure all outstanding risks.....		96,665 39
All other demands against the company, viz: commissions, etc.....		3,742 71
		<u>\$123,338 10</u>
Total amount of liabilities, except net surplus.....		\$123,338 10
Net surplus.....		<u>92,817 99</u>
Aggregate of all liabilities, including net surplus.....		<u><u>\$216,156 09</u></u>

## III. INCOME DURING THE YEAR.

	<i>Fire.</i>	<i>Marine.</i>	
Net cash received for premiums.....	\$96,102 17	\$101,351 69	
			<u>\$197,453 86</u>
Received for interest and dividends from all sources.....			4,018 81
Aggregate amount of income received in cash.....			<u><u>\$201,472 67</u></u>

## IV. EXPENDITURES DURING THE YEAR.

	<i>Fire.</i>	<i>Marine.</i>	
Net amount paid for losses.....	\$79,956 98	\$83,042 43	
			<u>\$162,999 41</u>
Paid for commissions or brokerage.....			17,501 69
Salaries and other charges of officers, clerks and other employees.....			22,840 27
Paid for State, national and local taxes.....			5,611 93
			<u>\$208,953 30</u>
Aggregate amount of expenditures in cash.....			<u><u>\$208,953 30</u></u>

## V. MISCELLANEOUS.

## RISKS AND PREMIUMS.

	<i>Fire risks.</i>	<i>Premiums.</i>	<i>Marine risks.</i>	<i>Premiums.</i>
In force December 31, 1876..	\$5,099,598	\$97,683 03	\$1,054,953	\$84,289 70
Written during the year ....	7,583,948	142,314 43	1,759,997	149,979 92
	<u>\$12,683,546</u>	<u>\$239,997 46</u>	<u>\$2,812,950</u>	<u>\$234,269 62</u>
Total.....				
Deduct those terminated and reinsured .....	7,653,819	125,987 36	2,272,090	190,909 92
	<u>7,653,819</u>	<u>125,987 36</u>	<u>2,272,090</u>	<u>190,909 92</u>
Net amount in force....	<u>\$5,029,727</u>	<u>\$104,010 10</u>	<u>\$540,860</u>	<u>\$43,359 70</u>

## INSURANCE COMPANIES OF OTHER STATES.

175

## BUSINESS IN THE STATE OF MAINE DURING THE YEAR.

	<i>Fire.</i>	<i>Marine.</i>	<i>Aggregate.</i>
Risks taken .....	\$353,415 00	\$362,910 00	\$716,325 00
Premiums received.....	6,633 69	31,176 15	37,809 84
Losses paid on risks taken.....	3,877 02	27,375 72	31,252 74
Losses incurred in Maine.....			31,252 74
Amount of taxes paid to the State of Maine on premiums.....			756 20

## NEWARK FIRE INSURANCE COMPANY.

NEWARK, N. J.

INCORPORATED IN 1810. COMMENCED BUSINESS IN 1810.

C. M. WOODRUFF, *President.*JOHN J. HENRY, *Secretary.*

## I. ASSETS.

Real estate owned by the company, unincumbered.....	\$57,000 00
Loans on bond and mortgage, (first liens).....	434,395 00
Stocks and bonds owned by the company, market value.....	115,272 25
Cash in the company's principal office and in bank.....	40,441 78
Interest due and accrued.....	12,532 93
Premiums in due course of collection.....	11,674 37
All other property belonging to the company, viz: rents.....	446 50

Aggregate of all the admitted assets of the company at their actual value ..... \$671,762 83

## II. LIABILITIES.

Amount required to safely reinsure all outstanding risks.....	\$50,604 27
All other demands against the company, viz: commissions, scrip, etc...	9,865 51
Total amount of liabilities, except scrip and net surplus.....	\$60,469 78
Scrip outstanding .....	254,604 00
Net surplus.....	356,689 05

Aggregate of all liabilities, including scrip and net surplus..... \$671,762 83

## III. INCOME DURING THE YEAR.

Net cash received for premiums, (fire) .....	\$80,644 55
Received for interest and dividends from all sources .....	37,274 70
Income from all other sources, viz: rents, etc.....	1,178 75
	<hr/>
Aggregate amount of income received in cash.....	\$119,098 00
	<hr/> <hr/>

## IV. EXPENDITURES DURING THE YEAR.

Net amount paid for losses, (fire).....	\$19,777 23
Scrip or certificates of profits redeemed in cash.....	24,023 10
Paid for commissions or brokerage.....	12,976 36
Salaries and other charges of officers, clerks and other employees.....	8,185 96
Paid for State, national and local taxes.....	2,020 43
All other expenditures, viz: general expenses.....	7,808 98
	<hr/>
Aggregate amount of expenditures in cash.....	\$74,792 06
	<hr/> <hr/>

## V. MISCELLANEOUS.

## RISKS AND PREMIUMS.

	<i>Fire risks.</i>	<i>Premiums.</i>
In force December 31, 1876 .....	\$14,171,287	\$92,597 71
Written during the year.....	13,683,419	104,335 95
	<hr/>	<hr/>
Total .....	\$27,854,706	\$196,933 66
Deduct those terminated and reinsured.....	13,799,371	102,425 86
	<hr/>	<hr/>
Net amount in force.....	\$14,055,335	\$94,507 80
	<hr/> <hr/>	<hr/> <hr/>

## BUSINESS IN THE STATE OF MAINE DURING THE YEAR.

Risks taken, (fire).....	\$184,375 00
Premiums received .....	2,328 11
Amount of taxes paid to the State of Maine on premiums.....	46 56
	<hr/> <hr/>

**QUINCY MUTUAL FIRE INSURANCE COMPANY.**  
**QUINCY, MASS.**

INCORPORATED IN 1851. COMMENCED BUSINESS IN 1851.

I. W. MUNROE, *President.*

CHAS. A. HOWLAND, *Secretary.*

**I. ASSETS.**

Real estate owned by the company, unincumbered.....	\$7,000 00
Loans on bond and mortgage, (first liens).....	60,090 00
Stocks and bonds owned by the company, market value.....	207,392 25
Loans secured by collaterals.....	28,000 00
Cash in the company's principal office and in bank.....	36,526 92
Interest due and accrued.....	8,843 46
Premiums in due course of collection.....	14,263 95
<hr/>	
Aggregate of all the admitted assets of the company at their actual value.....	\$362,116 58
	<hr/> <hr/>

**II. LIABILITIES.**

Net amount of unpaid losses and claims.....	\$941 00
Amount required to safely reinsure all outstanding risks.....	196,203 69
All other demands against the company, viz: commissions, etc.....	1,601 24
<hr/>	
Total amount of liabilities, except net surplus.....	\$198,745 93
Net surplus.....	163,370 65
<hr/>	
Aggregate of all liabilities, including net surplus.....	\$362,116 58
	<hr/> <hr/>

**III. INCOME DURING THE YEAR.**

Net cash received for premiums, (fire).....	\$98,864 36
Received for interest and dividends from all sources.....	17,302 09
<hr/>	
Aggregate amount of income received in cash.....	\$116,166 45
	<hr/> <hr/>

**IV. EXPENDITURES DURING THE YEAR.**

Net amount paid for losses, (fire).....	\$25,519 03
Cash dividends actually paid.....	35,525 35
Paid for commissions or brokerage.....	15,097 82
Salaries and other charges of officers, clerks and other employees.....	8,593 70
Paid for State, national and local taxes.....	1,268 89
All other expenditures, viz: general expenses.....	4,654 78
<hr/>	
Aggregate amount of expenditures in cash.....	\$90,659 57
	<hr/> <hr/>

## V. MISCELLANEOUS.

## RISKS AND PREMIUMS.

	<i>Fire risks.</i>	<i>Premiums.</i>
In force December 31, 1876.....	\$25,973,257	\$402,878 80
Written during the year.....	7,011,748	98,911 86
Total.....	<u>\$32,985,005</u>	<u>\$501,790 66</u>
Deduct those terminated .....	7,108,254	109,218 79
Net amount in force.....	<u>\$25,877,751</u>	<u>\$392,571 87</u>

## BUSINESS IN THE STATE OF MAINE DURING THE YEAR.

Risks taken, (fire) .....	\$93,575 00
Premiums received.....	1,416 51
Losses paid on risks taken.....	1,703 13
Losses incurred in Maine.....	1,703 13
Amount of taxes paid to the State of Maine on premiums.....	<u>28 33</u>

---

---


**INSURANCE COMPANIES OF FOREIGN COUNTRIES.**

---

**ABSTRACTS COMPILED FROM THE ANNUAL STATEMENTS OF INSURANCE COMPANIES OF FOREIGN COUNTRIES, OR OF THEIR UNITED STATES BRANCHES, SHOWING THEIR CONDITION ON THE 31<sup>ST</sup> DAY OF DECEMBER, 1877.**

---

---





**BRITISH AMERICA ASSURANCE COMPANY.**  
**TORONTO, CANADA.**

INCORPORATED IN 1833. COMMENCED BUSINESS IN 1833.

P. PATERSON, *Governor.*

F. A. BALL, *Manager.*

WILLIAM A. BEATTIE, MANAGER U. S. BRANCH.

OFFICE, 8 EXCHANGE PLACE, . . . . . BOSTON, MASS.

**Capital paid up in cash, \$513,033.**

I. ASSETS.

Real estate owned by the company, unincumbered.....	\$113,446 73
Loans on bond and mortgage, (first liens).....	34,744 47
Stocks and bonds owned by the company, market value .....	777,514 12
Cash in the company's principal office and in bank.....	85,120 86
Interest due and accrued.....	7,136 49
Premiums in due course of collection.....	41,537 73
Bills receivable, not matured, taken for marine and inland risks.....	25,614 12
All other property belonging to the company .....	12,198 48
Aggregate of all the admitted assets of the company at their actual value.....	<u>\$1,097,313 00</u>

II. LIABILITIES.

Losses unadjusted, including all reported losses.....	\$79,819 39
Losses resisted, including interest, costs and expenses....	4,900 00
Net amount of unpaid losses and claims.....	<u>\$84,719 39</u>
Reinsurance on fire risks .....	\$311,358 74
Reinsurance on marine and inland risks.....	25,045 60
Amount required to safely reinsure all outstanding risks.....	336,404 34
All other demands against the company, viz: commissions, etc.....	36,031 70
Total amount of liabilities, except capital stock and net surplus.....	<u>\$457,155 43</u>
Capital actually paid up in cash.....	513,033 00
Surplus beyond capital .....	127,124 57
Aggregate of all liabilities, including stock and net surplus.....	<u>\$1,097,313 00</u>

## INSURANCE COMPANIES

## III. INCOME DURING THE YEAR.

	<i>Fire.</i>	<i>Marine and Inland.</i>	
Net cash received for premiums .....	\$598,567 50	\$89,059 32	\$687,626 82
Received for interest and dividends from all sources .....			64,350 08
Income from all other sources .....			1,098 67
Aggregate amount of income received in cash .....			<u>\$753,075 57</u>

## IV. EXPENDITURES DURING THE YEAR.

	<i>Fire.</i>	<i>Marine and Inland.</i>	
Net amount paid for losses .....	\$339,326 78	\$77,642 22	\$416,969 00
Cash dividends actually paid .....			50,691 64
Paid for commissions or brokerage .....			121,055 55
Salaries and other charges of officers, clerks and other employees .....			31,762 86
Paid for State, national and local taxes .....			11,682 46
All other expenditures, viz: general expenses .....			62,627 54
Aggregate amount of expenditures in cash .....			<u>\$694,789 05</u>

## V. MISCELLANEOUS.

## RISKS AND PREMIUMS.

	<i>Fire risks.</i>	<i>Premiums.</i>	<i>Marine and Inland risks.</i>	<i>Premiums.</i>
In force December 31, 1876..	\$46,539,781	\$576,152 40	\$798,519	\$41,382 66
Written during the year....	65,294,392	693,793 01	9,687,913	110,407 52
Total .....	<u>\$111,834,173</u>	<u>\$1,269,945 41</u>	<u>\$10,486,432</u>	<u>\$151,790 18</u>
Deduct those terminated and reinsured .....	58,953,267	674,115 99	9,019,605	123,874 06
Net amount in force ....	<u>\$52,880,906</u>	<u>\$595,829 42</u>	<u>\$466,827</u>	<u>\$27,916 12</u>

## BUSINESS IN THE STATE OF MAINE DURING THE YEAR.

Risks taken, (fire) .....	\$320,674 00
Premiums received .....	4,097 11
Losses paid on risks taken .....	1,934 62
Losses incurred in Maine .....	1,562 65
Amount of taxes paid to the State of Maine on premiums .....	<u>43 25</u>

COMMERCIAL UNION INSURANCE COMPANY.  
LONDON, ENGLAND.

INCORPORATED IN 1861. COMMENCED BUSINESS IN 1861.

Capital paid up in cash, \$1,250,000.

UNITED STATES BRANCH.

OFFICE, EQUITABLE BUILDING, . . . . . NEW YORK.

ALFRED PELL, *Manager.*

I. ASSETS IN U. S.

Stocks and bonds owned by the company, market value .....	\$963,781 25
Loans secured by collaterals.....	19,738 04
Cash in the company's principal office and in bank.....	75,357 94
Premiums in due course of collection.....	99,296 79
Bills receivable, not matured, taken for marine and inland risks.....	1,360 54
Aggregate of all the admitted assets at their actual value.....	<u>\$1,159,534 56</u>

II. LIABILITIES IN U. S.

Losses unadjusted, including all reported losses.....	\$54,556 99
Losses resisted, including interest, costs and expenses....	30,052 92
Net amount of unpaid losses and claims.....	\$84,609 91
Amount required to safely reinsure all outstanding risks.....	454,678 34
All other demands against the company, viz: commissions, etc.....	26,949 82
Aggregate of all liabilities.....	<u>\$566,238 07</u>

III. INCOME IN U. S. DURING THE YEAR.

	<i>Fire.</i>	<i>Marine.</i>	
Net cash received for premiums .....	\$883,561 97	\$18,449 78	\$902,011 75
Received for interest and dividends from all sources.....			29,062 50
Aggregate amount of income received in cash .....			<u>\$931,074 25</u>

IV. EXPENDITURES IN U. S. DURING THE YEAR.

	<i>Fire.</i>	<i>Marine.</i>	
Net amount paid for losses.....	\$463,343 27	\$12,486 75	\$475,830 02
Paid for commissions or brokerage.....			196,209 21

Salaries and other charges of officers, clerks and other employees.....	\$30,402 54
Paid for State, national and local taxes.....	19,634 97
All other expenditures, viz: general expenses.....	34,904 88
Aggregate amount of expenditures in cash.....	<u>\$756,981 62</u>

## V. MISCELLANEOUS.

## RISKS AND PREMIUMS IN U. S.

	<i>Fire risks.</i>	<i>Premiums.</i>	<i>Marine risks.</i>	<i>Premiums.</i>
In force December 31, 1876 .	\$58,957,945	\$761,822 43	-	-
Written during the year....	78,177,228	1,031,609 59	\$4,746,817	\$20,462 72
Total.....	\$137,135,173	\$1,793,432 02	\$4,746,817	\$20,462 72
Deduct those terminated....	64,959,709	918,519 71	4,746,817	20,462 72
Net amount in force...	<u>\$72,175,464</u>	<u>\$874,912 31</u>		

## BUSINESS IN THE STATE OF MAINE DURING THE YEAR.

Risks taken, (fire) .....	\$677,810 00
Premiums received.....	10,581 85
Losses paid on risks taken.....	7,890 94
Losses incurred in Maine.....	4,634 16
Amount of taxes paid to the State of Maine on premiums.....	<u>53 82</u>

## GUARDIAN FIRE AND LIFE ASSURANCE COMPANY.

LONDON, ENGLAND.

INCORPORATED IN 1821. COMMENCED BUSINESS IN 1821.

Capital paid up in cash, \$5,000,000.

## UNITED STATES BRANCH.

OFFICE, No. 60 WALL STREET, . . . . . NEW YORK.

HENRY E. BOWERS, *Manager.*

## I. ASSETS IN U. S.

Stocks and bonds owned by the company, market value.....	\$741,875 00
Cash in the company's principal office and in bank.....	55,739 96
Premiums in due course of collection .....	20,531 08
Aggregate of all the admitted assets at their actual value.....	<u>\$818,146 04</u>

## II. LIABILITIES IN U. S.

Net amount of unpaid losses and claims, (unadjusted) .....	\$9,982 37
Amount required to safely reinsure all outstanding risks.....	83,707 21
All other demands against the company, viz: commissions, etc.....	6,078 39
Aggregate of all liabilities.....	<u>\$99,767 97</u>

## III. INCOME IN U. S. DURING THE YEAR.

Net cash received for premiums, (fire) .....	\$140,256 73
Received for interest and dividends from all sources .....	32,534 77
Aggregate amount of income received in cash.....	<u>\$172,791 50</u>

## IV. EXPENDITURES IN U. S. DURING THE YEAR.

Net amount paid for losses, (fire).....	\$30,422 15
Salaries and other charges of officers, clerks and other employees.....	20,120 99
Paid for State, national and local taxes.....	4,792 99
All other expenditures.....	36,420 47
Aggregate amount of expenditures in cash .....	<u>\$91,756 60</u>

## V. MISCELLANEOUS.

## RISKS AND PREMIUMS IN U. S.

	<i>Fire risks.</i>	<i>Premiums.</i>
In force December 31, 1876.....	\$11,298,234	\$100,154 54
Written during the year .....	34,099,832	192,374 21
Total.....	<u>\$45,398,066</u>	<u>\$292,528 75</u>
Deduct those terminated and reinsured.....	27,083,656	145,084 79
Net amount in force.....	<u>\$18,314,410</u>	<u>\$147,443 96</u>

## BUSINESS IN THE STATE OF MAINE DURING THE YEAR.

Risks taken, (fire) .....	\$143,900 00
Premiums received.....	1,041 91
Amount of taxes paid to the State of Maine on premiums.....	<u>20 84</u>

## HAMBURG-BREMEN INSURANCE COMPANY.

## HAMBURG.

---

 INCORPORATED IN 1854. COMMENCED BUSINESS IN 1855.
 

---

 Capital paid up in cash, \$323,400.
 

---

## UNITED STATES BRANCH.

OFFICE, 62 AND 64 CEDAR STREET, . . . NEW YORK.

S. V. DORRIEN, *Manager*.

## I. ASSETS IN U. S.

Stocks and bonds owned by the company, market value .....	\$610,226 25
Cash in the company's principal office and in bank .....	72,210 96
Premiums in due course of collection.....	33,473 20
Aggregate of all the admitted assets at their actual value.....	<u>\$715,910 41</u>

## II. LIABILITIES IN U. S.

Net amount of unpaid losses and claims.....	\$24,540 00
Amount required to safely reinsure all outstanding risks.....	177,780 47
Aggregate of all liabilities .....	<u>\$202,320 47</u>

## III. INCOME IN U. S. DURING THE YEAR.

Net cash received for premiums, (fire) .....	\$353,723 15
Received for interest and dividends from all sources.....	25,911 96
Aggregate amount of income received in cash.....	<u>\$379,635 11</u>

## IV. EXPENDITURES IN U. S. DURING THE YEAR.

Net amount paid for losses, (fire).....	\$153,154 18
Paid for commissions or brokerage.....	67,087 43
Salaries and other charges of officers, clerks and other employees.....	15,584 33
Paid for State, national and local taxes.....	5,543 70
All other expenditures, viz: general expenses.....	25,219 24
Aggregate amount of expenditures in cash .....	<u>\$266,588 88</u>

## V. MISCELLANEOUS.

## RISKS AND PREMIUMS IN U. S.

	<i>Fire risks.</i>	<i>Premiums.</i>
In force December 31, 1876.....	\$27,516,635	\$313,164 09
Written during the year.....	42,336,097	394,741 13
Total.....	\$69,852,732	\$707,905 22
Deduct those terminated and reinsured.....	37,607,677	356,853 64
Net amount in force.....	\$32,245,055	\$351,051 58

## BUSINESS IN THE STATE OF MAINE DURING THE YEAR.

Risks taken, (fire).....	\$163,000 00
Premiums received.....	1,877 62
Losses paid on risks taken.....	2,774 81
Losses incurred in Maine.....	2,774 81

## IMPERIAL FIRE INSURANCE COMPANY.

LONDON, ENGLAND.

INCORPORATED IN 1803. COMMENCED BUSINESS IN 1803.

Capital paid up in cash, \$3,500,000.

## UNITED STATES BRANCH.

OFFICE, No. 33 PINE STREET, . . . . NEW YORK.

RICHARD D. ALLIGER, *Manager.*

## I. ASSETS IN U. S.

Stocks and bonds owned by the company, market value.....	\$828,349 50
Cash in the company's principal office and in bank.....	20,046 28
Premiums in due course of collection.....	7,427 94
Aggregate of all the admitted assets at their actual value.....	\$855,823 72

## II. LIABILITIES IN U. S.

Losses unadjusted, including all reported losses.....	\$7,330 80
Losses resisted, including interest, costs and expenses....	30,759 86
Net amount of unpaid losses and claims.....	\$38,090 66

Amount required to safely reinsure all outstanding risks.....	\$220,739 58
All other demands against the company, viz: commissions.....	1,742 15
Aggregate of all liabilities.....	<u>\$260,572 39</u>

## III. INCOME IN U. S. DURING THE YEAR.

Net cash received for premiums, (fire) .....	\$327,253 41
Received for interest and dividends from all sources .....	36,498 05
Aggregate amount of income received in cash.....	<u>\$363,751 46</u>

## IV. EXPENDITURES IN U. S. DURING THE YEAR.

Net amount paid for losses, (fire).....	\$202,355 65
Paid for commissions or brokerage.....	49,337 44
Salaries and other charges of officers, clerks and other employees.....	24,668 72
Paid for State, national and local taxes.....	15,417 31
Aggregate amount of expenditures in cash.....	<u>\$291,779 12</u>

## V. MISCELLANEOUS.

## RISKS AND PREMIUMS IN U. S.

	<i>Fire risks.</i>	<i>Premiums.</i>
In force December 31, 1876.....	\$31,505,819	\$407,153 25
Written during the year .....	38,433,869	392,720 33
Total.....	<u>\$69,939,688</u>	<u>\$799,873 58</u>
Deduct those terminated .....	37,983,340	409,698 03
Net amount in force.....	<u>\$31,956,348</u>	<u>\$390,175 55</u>

## BUSINESS IN THE STATE OF MAINE DURING THE YEAR.

Risks taken, (fire).....	\$744,925 00
Premiums received .....	8,988 47
Losses paid on risks taken.....	4,786 41
Losses incurred in Maine.....	4,691 29
Amount of taxes paid to the State of Maine on premiums.....	84 04



LANCASHIRE INSURANCE COMPANY.  
MANCHESTER, ENGLAND.

INCORPORATED IN 1852. COMMENCED BUSINESS IN 1852.

Capital paid up in cash, \$1,000,000.

UNITED STATES BRANCH.

OFFICE, No. 187 BROADWAY, . . . . . NEW YORK.

HENRY ROBERTSON, *Manager.*

I. ASSETS IN U. S.

Stocks and bonds owned by the company, market value.....	\$710,218 75
Cash in the company's principal office and in bank.....	14,601 35
Premiums in due course of collection .....	18,906 92
Aggregate of all the admitted assets at their actual value.....	<u>\$743,727 02</u>

II. LIABILITIES IN U. S.

Losses adjusted and unpaid.....	\$15,014 85
Losses unadjusted, including all reported losses.....	21,665 90
Losses resisted, including interest, costs and expenses....	9,000 00
Net amount of unpaid losses and claims.....	\$45,680 75
Amount required to safely reinsure all outstanding risks.....	270,966 39
All other demands against the company, viz: taxes.....	1,500 00
Aggregate of all liabilities.....	<u>\$318,147 14</u>

III. INCOME IN U. S. DURING THE YEAR.

Net cash received for premiums, (fire) .....	\$481,183 20
Received for interest and dividends from all sources .....	5,265 60
Aggregate amount of income received in cash.....	<u>\$486,448 80</u>

IV. EXPENDITURES IN U. S. DURING THE YEAR.

Net amount paid for losses, (fire).....	\$288,880 33
Paid for commissions or brokerage.....	83,506 44
Salaries and other charges of officers, clerks and other employees.....	47,871 90
Paid for State, national and local taxes.....	14,072 06
Aggregate amount of expenditures in cash .....	<u>\$434,330 73</u>

## INSURANCE COMPANIES

## V. MISCELLANEOUS.

## RISKS AND PREMIUMS IN U. S.

	<i>Fire risks.</i>	<i>Premiums.</i>
In force December 31, 1876.....	\$32,672,252	\$426,975 01
Written during the year.....	57,965,167	584,368 86
Total.....	<u>\$90,637,419</u>	<u>\$1,011,343 87</u>
Deduct those terminated.....	50,703,156	469,657 02
Net amount in force.....	<u>\$49,934,263</u>	<u>\$541,686 85</u>

## BUSINESS IN THE STATE OF MAINE DURING THE YEAR.

Risks taken, (fire) .....	\$311,141 00
Premiums received.....	4,035 97
Losses paid on risks taken.....	83 95
Losses incurred in Maine.....	1,733 95
Amount of taxes paid to the State of Maine on premiums.....	<u>79 04</u>

## LIVERPOOL AND LONDON AND GLOBE INSURANCE CO.

## LIVERPOOL, ENGLAND.

INCORPORATED IN 1835. COMMENCED BUSINESS IN 1836.

Capital paid up in cash, \$1,228,200.

## UNITED STATES BRANCH.

OFFICE, No. 45 WILLIAM STREET, . . . NEW YORK.

J. E. PULSFORD, *Resident Manager.*      ARTHUR PELL, *Deputy Manager.*

## I. ASSETS IN U. S.

Real estate owned by the company, unincumbered.....	\$555,000 00
Loans on bond and mortgage, (first liens) .....	924,719 33
Stocks and bonds owned by the company, market value .....	1,725,587 50
Loans secured by collaterals.....	2,673 65
Cash in the company's principal office and in bank.....	364,460 60
Interest due and accrued.....	34,120 06
Premiums in due course of collection.....	278,819 59
Bills receivable, not matured, taken for fire risks .....	72,482 54
All other property belonging to the company, viz: rents.....	<u>2,037 73</u>
Aggregate of all the admitted assets at their actual value.....	<u>\$3,959,901 00</u>

II. LIABILITIES IN U. S.

Losses adjusted and unpaid.....	\$9,443 50	
Losses unadjusted, including all reported losses.....	147,001 39	
Losses resisted, including interest, costs and expenses....	46,767 13	
		<hr/>
Net amount of unpaid losses and claims.....	\$203,212 02	
Amount required to safely reinsure all outstanding risks.....	1,543,985 65	
Amount reclaimable on perpetual fire policies.....	280,699 41	
Life insurance account.....	105,658 70	
All other demands against the company, viz: commissions.....	58,213 71	
		<hr/>
Aggregate of all liabilities .....	\$2,191,769 49	<hr/>

III. INCOME IN U. S. DURING THE YEAR.

Net cash received for premiums, (fire) .....	\$2,553,709 62
Received for interest and dividends from all sources .....	115,195 27
Income from all other sources, viz: rents, etc .....	44,154 43
	<hr/>
Aggregate amount of income received in cash .....	\$2,713,059 32

IV. EXPENDITURES IN U. S. DURING THE YEAR.

Net amount paid for losses, (fire).....	\$954,466 90
Paid for commissions or brokerage.....	312,552 63
Salaries and other charges of officers, clerks and other employees.....	154,306 43
Paid for State, national and local taxes.....	50,216 49
All other expenditures, viz: general expenses.....	132,374 34
	<hr/>
Aggregate amount of expenditures in cash.....	\$1,603,916 79

V. MISCELLANEOUS.

RISKS AND PREMIUMS IN U. S.

	<i>Fire risks.</i>	<i>Premiums.</i>
In force December 31, 1876.....	\$195,931,879	\$2,081,899 32
Written during the year .....	351,883,748	2,939,810 95
	<hr/>	<hr/>
Total.....	\$547,815,627	\$5,021,710 27
Deduct those terminated and reinsured .....	289,754,462	2,110,449 69
	<hr/>	<hr/>
Net amount in force.....	\$258,061,165	\$2,911,260 58

BUSINESS IN THE STATE OF MAINE DURING THE YEAR.

Risks taken, (fire) .....	\$3,159,998 00
Premiums received.....	33,972 27
Losses paid on risks taken.....	5,143 93
Losses incurred in Maine.....	4,348 93
Amount of taxes paid to the State of Maine on premiums.....	576 57
	<hr/>

LONDON ASSURANCE CORPORATION.  
LONDON, ENGLAND.

INCORPORATED IN 1720. COMMENCED BUSINESS IN 1720.

Capital paid up in cash, \$2,241,375.

UNITED STATES BRANCH.

OFFICE, No. 88 WALL STREET, . . . . . NEW YORK.

B. LOCKWOOD, *Manager.*

I. ASSETS IN U. S.

Loans on bond and mortgage, (first liens).....	\$7,044 51
Stocks and bonds owned by the company, market value.....	854,906 25
Cash in the company's principal office and in bank.....	75,282 78
Premiums in due course of collection.....	13,422 61
Aggregate of all the admitted assets at their actual value.....	<u>\$950,656 15</u>

II. LIABILITIES IN U. S.

Net amount of unpaid losses and claims.....	\$15,000 00
Amount required to safely reinsure all outstanding risks.....	241,795 38
Aggregate of all liabilities.....	<u>\$256,795 38</u>

III. INCOME IN U. S. DURING THE YEAR.

Net cash received for premiums, (fire).....	\$387,364 79
Received for interest and dividends from all sources.....	27,001 53
Aggregate amount of income received in cash.....	<u>\$414,366 32</u>

IV. EXPENDITURES IN U. S. DURING THE YEAR.

Net amount paid for losses, (fire).....	\$185,698 20
Paid for commissions or brokerage.....	52,563 00
Salaries and other charges of officers, clerks and other employees.....	25,920 13
Paid for State, national and local taxes.....	18,096 28
All other expenditures, viz: general expenses.....	54,204 46
Aggregate amount of expenditures in cash.....	<u>\$336,482 07</u>

## V. MISCELLANEOUS.

## RISKS AND PREMIUMS IN U. S.

	<i>Fire risks.</i>	<i>Premiums.</i>
In force December 31, 1876 .....	\$44,808,526	\$449,541 99
Written during the year .....	56,187,723	387,364 79
Total .....	<u>\$100,996,249</u>	<u>\$836,906 78</u>
Deduct those terminated.....	50,981,140	369,517 80
Net amount in force.....	<u>\$50,015,109</u>	<u>\$467,388 98</u>

## BUSINESS IN THE STATE OF MAINE DURING THE YEAR.

Risks taken, (fire) .....	\$375,658 00
Premiums received.....	4,554 83
Losses paid on risks taken.....	706 83
Losses incurred in Maine.....	706 83
Amount of taxes paid to the State of Maine on premiums.....	<u>76 96</u>

NORTH BRITISH AND MERCANTILE INSURANCE CO.  
LONDON AND EDINBURGH.

INCORPORATED IN 1809. COMMENCED BUSINESS IN 1809.

Capital paid up in cash, \$1,250,000.

## UNITED STATES BRANCH.

OFFICE, No. 54 WILLIAM STREET, . . . . . NEW YORK.

CHARLES E. WHITE, *Manager.*

## I. ASSETS IN U. S.

Stocks and bonds owned by the company, market value.....	\$1,540,403 00
Cash in the company's principal office and in bank.....	117,093 99
Premiums in due course of collection .....	51,785 30
Bills receivable, not matured, taken for fire risks.....	1,682 00
Aggregate of all the admitted assets at their actual value.....	<u>\$1,710,964 29</u>

## II. LIABILITIES IN U. S.

Losses adjusted and unpaid.....	\$15,811 16	
Losses unadjusted, including all reported losses.....	21,993 45	
Losses resisted, including interest, costs and expenses....	25,435 76	
		<hr/>
Net amount of unpaid losses and claims.....		\$63,240 37
Amount required to safely reinsure all outstanding risks.....		702,318 17
		<hr/>
Aggregate of all liabilities.....		<u>\$765,558 54</u>

## III. INCOME IN U. S. DURING THE YEAR.

Net cash received for premiums, (fire).....	\$1,239,776 60
Received for interest and dividends from all sources .....	82,281 88
	<hr/>
Aggregate amount of income received in cash.....	<u>\$1,322,058 48</u>

## IV. EXPENDITURES IN U. S. DURING THE YEAR.

Net amount paid for losses, (fire).....	\$623,075 21
Paid for commissions or brokerage.....	167,413 84
Salaries and other charges of officers, clerks and other employees.....	80,593 90
Paid for State, national and local taxes.....	29,799 51
All other expenditures, viz: general expenses.....	80,699 25
	<hr/>
Aggregate amount of expenditures in cash .....	<u>\$981,581 71</u>

## V. MISCELLANEOUS.

## RISKS AND PREMIUMS IN U. S.

	<i>Fire risks.</i>	<i>Premiums.</i>
In force December 31, 1876.....	\$103,510,074	\$1,346,388 75
Written during the year .....	145,690,610	1,385,855 60
	<hr/>	<hr/>
Total.....	\$249,200,684	\$2,732,274 35
Deduct those terminated.....	129,302,161	1,351,614 22
	<hr/>	<hr/>
Net amount in force.....	<u>\$119,898,523</u>	<u>\$1,380,660 13</u>

## BUSINESS IN THE STATE OF MAINE DURING THE YEAR.

Risks taken, (fire) .....	\$1,721,006 00
Premiums received.....	20,921 09
Losses paid on risks taken.....	10,408 23
Losses incurred in Maine .....	6,205 18
Amount of taxes paid to the State of Maine on premiums.....	210 26
	<hr/>

NORTHERN ASSURANCE COMPANY.  
LONDON, ENGLAND.

INCORPORATED IN 1836. COMMENCED BUSINESS IN 1836.

Capital paid up in cash, \$750,000.

UNITED STATES BRANCH.

OFFICE, No. 33 PINE STREET, . . . . . NEW YORK.

RICHARD D. ALLIGER, *Manager*.

I. ASSETS IN U. S.

Stocks and bonds owned by the company, market value .....	\$547,196 25
Cash in the company's principal office and in bank .....	20,046 29
Premiums in due course of collection .....	7,427 93
Aggregate of all the admitted assets at their actual value .....	<u>\$574,670 47</u>

II. LIABILITIES IN U. S.

Losses unadjusted, including all reported losses .....	\$7,330 80
Losses resisted, including interest, costs and expenses ....	<u>11,054 86</u>
Net amount of unpaid losses and claims .....	\$18,385 66
Amount required to safely reinsure all outstanding risks .....	182,987 28
All other demands against the company, viz: commissions .....	1,742 15
Aggregate of all liabilities .....	<u>\$203,115 09</u>

III. INCOME IN U. S. DURING THE YEAR.

Net cash received for premiums, (fire) .....	\$327,973 82
Received for interest and dividends from all sources .....	27,307 86
Aggregate amount of income received in cash .....	<u>\$355,281 68</u>

IV. EXPENDITURES IN U. S. DURING THE YEAR.

Net amount paid for losses, (fire) .....	\$172,286 44
Paid for commissions or brokerage .....	49,196 07
Salaries and other charges of officers, clerks and other employees .....	24,598 03
Paid for State, national and local taxes .....	13,726 32
Aggregate amount of expenditures in cash .....	<u>\$259,806 86</u>

## INSURANCE COMPANIES

## V. MISCELLANEOUS.

## RISKS AND PREMIUMS IN U. S.

	<i>Fire risks.</i>	<i>Premiums.</i>
In force December 31, 1876.....	\$24,359,666	\$294,853 72
Written during the year.....	38,433,864	392,720 34
Total.....	\$62,793,530	\$687,574 06
Deduct those terminated.....	34,563,425	347,734 91
Net amount in force.....	<u>\$28,230,105</u>	<u>\$339,839 15</u>

## BUSINESS IN THE STATE OF MAINE DURING THE YEAR.

Risks taken, (fire) .....	\$744,925 00
Premiums received.....	8,988 47
Losses paid on risks taken.....	4,691 29
Losses incurred in Maine.....	4,691 29
Amount of taxes paid to the State of Maine on premiums.....	<u>85 94</u>

QUEEN INSURANCE COMPANY.  
LIVERPOOL, ENGLAND.

INCORPORATED IN 1858. COMMENCED BUSINESS IN 1858.

Capital paid up in cash, \$900,175.

UNITED STATES BRANCH.

OFFICE, No. 216 BROADWAY, . . . . . NEW YORK.

WILLIAM H. ROSS, *Manager.*

I. ASSETS IN U. S.

Real estate owned by the company, unincumbered.....	\$214,517 00
Stocks and bonds owned by the company, market value.....	1,120,525 00
Cash in the company's principal office and in bank.....	151,543 09
Premiums in due course of collection.....	20,582 94
Aggregate of all the admitted assets at their actual value.....	<u>\$1,507,168 03</u>



## II. LIABILITIES IN U. S.

Losses unadjusted, including all reported losses.....	\$70,201 82
Losses resisted, including interest, costs and expenses....	15,353 57
Net amount of unpaid losses and claims .....	\$85,555 39
Amount required to safely reinsure all outstanding risks.....	439,214 21
All other demands against the company, viz: commissions, etc .....	2,512 01
Aggregate of all liabilities.....	<u>\$527,281 61</u>

## III. INCOME IN U. S. DURING THE YEAR.

Net cash received for premiums, (fire) .....	\$901,672 60
Received for interest and dividends from all sources.....	60,344 32
Aggregate amount of income received in cash.....	<u>\$962,016 92</u>

## IV. EXPENDITURES IN U. S. DURING THE YEAR.

Net amount paid for losses, (fire).....	\$471,392 64
Paid for commissions or brokerage.....	128,905 65
Salaries and other charges of officers, clerks and other employees.....	41,292 95
Paid for State, national and local taxes .....	21,445 95
All other expenditures, viz: general expenses.....	49,340 52
Aggregate amount of expenditures in cash.....	<u>\$712,377 71</u>

## V. MISCELLANEOUS.

## RISKS AND PREMIUMS IN U. S.

	<i>Fire risks.</i>	<i>Premiums.</i>
In force December 31, 1876 .....	\$65,461,544	\$885,027 63
Written during the year.....	118,066,900	1,002,919 19
Total.....	\$183,528,444	\$1,887,946 82
Deduct those terminated and reinsured.....	115,818,867	1,022,916 64
Net amount in force.....	<u>\$68,709,577</u>	<u>\$865,030 18</u>

## BUSINESS IN THE STATE OF MAINE DURING THE YEAR.

Risks taken, (fire).....	\$796,706 00
Premiums received.....	11,797 84
Losses paid on risks taken.....	5,897 87
Losses incurred in Maine.....	4,036 50
Amount of taxes paid to the State of Maine on premiums.....	118 00

**ROYAL INSURANCE COMPANY.**  
**LIVERPOOL, ENGLAND.**

INCORPORATED IN 1845. COMMENCED BUSINESS IN 1845.

Capital paid up in cash, \$1,592,498.

**UNITED STATES BRANCH.**

OFFICE, No. 53 DEVONSHIRE STREET, . . . . . BOSTON.

FOSTER AND SCULL, *Managers.*

I. ASSETS IN U. S.

Stocks and bonds owned by the company, market value.....	\$2,180,338 75
Cash in the company's principal office and in bank .....	278,001 20
Interest due and accrued.....	45,915 00
Premiums in due course of collection.....	161,915 87
Bills receivable, not matured, taken for fire risks .....	10,790 64
All other property belonging to the company, viz: reinsurance.....	4,931 53
	<u>Aggregate of all the admitted assets at their actual value.....</u>
	\$2,681,892 99

II. LIABILITIES IN U. S.

Losses adjusted and unpaid.....	\$27,980 86
Losses unadjusted, including all reported losses. ....	58,406 09
Losses resisted, including interest, costs and expenses....	25,360 42
	<u>Net amount of unpaid losses and claims.....</u>
	\$111,747 37
Amount required to safely reinsure all outstanding risks.....	1,173,163 42
Life insurance account.....	119,550 00
All other demands against the company, viz: commissions, etc.....	59,624 91
	<u>Aggregate of all liabilities.....</u>
	\$1,464,085 70

III. INCOME IN U. S. DURING THE YEAR.

Net cash received for premiums, (fire).....	\$1,669,272 16
Received for interest and dividends from all sources.....	102,159 33
	<u>Aggregate amount of income received in cash.....</u>
	\$1,771,431 49

IV. EXPENDITURES IN U. S. DURING THE YEAR.

Net amount paid for losses, (fire).....	\$727,703 30
Paid for commissions or brokerage.....	307,115 57
Salaries and other charges of officers, clerks and other employees.....	102,279 19
Paid for State, national and local taxes.....	39,305 28
All other expenditures, viz: general expenses.....	61,656 35
	<u>Aggregate amount of expenditures in cash .....</u>
	\$1,238,059 69

V. MISCELLANEOUS.

RISKS AND PREMIUMS IN U. S.

	<i>Fire risks.</i>	<i>Premiums.</i>
In force December 31, 1876.....	\$145,707,675	\$2,112,340 54
Written during the year.....	221,743,032	2,026,345 60
Total.....	<u>\$367,450,707</u>	<u>\$4,138,686 14</u>
Deduct those terminated and reinsured.....	184,683,274	1,887,967 00
Net amount in force.....	<u>\$182,767,433</u>	<u>\$2,250,719 14</u>

BUSINESS IN THE STATE OF MAINE DURING THE YEAR.

Risks taken, (fire) .....	\$2,230,146 00
Premiums received.....	35,130 78
Losses paid on risks taken.....	18,593 90
Losses incurred in Maine.....	18,593 90
Amount of taxes paid to the State of Maine on premiums.....	<u>274 07</u>

ROYAL CANADIAN INSURANCE COMPANY.

MONTREAL, CANADA.

INCORPORATED IN 1873. COMMENCED BUSINESS IN 1873.

JOHN OSTELL, *President.*

ARTHUR GAGNON, *Secretary.*

C. F. SISE, MANAGER U. S. BRANCH.

OFFICE, 24 CONGRESS STREET, . . . . . BOSTON, MASS.

Capital paid up in cash, \$300,000.

I. ASSETS.

Loans on bond and mortgage, (first liens).....	\$45,500 00
Stocks and bonds owned by the company, market value .....	672,263 33
Loans secured by collaterals.....	2,579 63
Cash in the company's principal office and in bank .....	32,186 03
Interest due and accrued.....	3,203 04
Premiums in due course of collection.....	91,783 23
Bills receivable, not matured, taken for marine and inland risks.....	35,789 52
All other property belonging to the company .....	<u>64,690 34</u>
Aggregate of all the admitted assets of the company at their actual value.....	<u>\$947,995 12</u>

## II. LIABILITIES.

Losses adjusted and unpaid.....	\$33,241 73	
Losses unadjusted, including all reported losses.....	47,602 34	
Losses resisted, including interest, costs and expenses....	8,250 00	
	<hr/>	
Net amount of unpaid losses and claims.....		\$89,094 07
Reinsurance on fire risks.....	\$371,735 54	
Reinsurance on marine and inland risks.....	38,399 71	
	<hr/>	
Amount required to safely reinsure all outstanding risks.....		410,135 25
All other demands against the company.....		7,232 18
		<hr/>
Total amount of liabilities, except capital stock and net surplus.....		\$506,461 50
Capital actually paid up in cash.....		300,000 00
Surplus beyond capital.....		141,533 62
		<hr/>
Aggregate of all liabilities, including stock and net surplus.....		\$947,995 12
		<hr/> <hr/>

## III. INCOME DURING THE YEAR.

	<i>Fire.</i>	<i>Marine and Inland.</i>	
Net cash received for premiums.....	\$676,621 03	\$124,726 16	\$801,347 19
Received for interest and dividends from all sources.....			37,875 86
Received for calls on capital.....		\$500,000	
		<hr/>	
Aggregate amount of income received in cash.....			\$839,223 05
			<hr/> <hr/>

## IV. EXPENDITURES DURING THE YEAR.

	<i>Fire.</i>	<i>Marine and Inland.</i>	
Net amount paid for losses.....	\$1,061,664 53	\$84,207 58	\$1,145,872 11
Paid for commissions or brokerage.....			133,417 36
Salaries and other charges of officers, clerks and other employees.....			54,468 01
Paid for State, national and local taxes.....			24,575 93
All other expenditures, viz: general expenses.....			126,313 03
			<hr/>
Aggregate amount of expenditures in cash.....			\$1,484,646 44
			<hr/> <hr/>

## V. MISCELLANEOUS.

## RISKS AND PREMIUMS.

	<i>Fire risks.</i>	<i>Premiums.</i>	<i>Marine and Inland risks.</i>	<i>Premiums.</i>
In force December 31, 1876..	\$96,159,269	\$1,081,361 01	\$266,830	\$3,436 37
Written during the year.....	73,864,743	867,531 91	12,032,948	163,900 08
	<hr/>			
Total.....	\$170,024,012	\$1,948,892 92	\$12,299,778	\$167,336 55
Deduct those terminated and reinsured.....	109,768,898	1,206,905 85	11,765,284	128,936 74
	<hr/>			
Net amount in force....	\$60,255,114	\$741,987 07	\$534,494	\$38,399 71
	<hr/> <hr/>			

BUSINESS IN THE STATE OF MAINE DURING THE YEAR.

Risks taken, (fire) .....	\$778,953 00
Premiums received .....	12,007 76
Losses paid on risks taken.....	5,589 59
Losses incurred in Maine.....	5,589 59
Amount of taxes paid to the State of Maine on premiums.....	128 36

SCOTTISH COMMERCIAL INSURANCE COMPANY.

GLASGOW, SCOTLAND.

INCORPORATED IN 1865. COMMENCED BUSINESS IN 1865.

Capital paid up in cash, \$625,000.

UNITED STATES BRANCH.

OFFICE, No. 176 BROADWAY, . . . . . NEW YORK.

E. W. CROWELL AND W. T. READ, *Resident Managers.*

I. ASSETS IN U. S.

Stocks and bonds owned by the company, market value.....	\$541,625 00
Cash in the company's principal office and in bank.....	55,839 78
Interest due and accrued.....	1,268 79
Premiums in due course of collection.....	87,493 16
All other property belonging to the company.....	6,997 47
Aggregate of all the admitted assets at their actual value.....	<u>\$693,224 20</u>

II. LIABILITIES IN U. S.

Losses adjusted and unpaid.....	\$13,463 90
Losses unadjusted, including all reported losses.....	6,750 00
Losses resisted, including interest, costs and expenses....	15,000 00
Net amount of unpaid losses and claims .....	<u>\$35,213 90</u>
Amount required to safely reinsure all outstanding risks.....	308,124 19
All other demands against the company, viz: commissions, etc.....	25,239 35
Aggregate of all liabilities.....	<u>\$368,577 44</u>

## III. INCOME IN U. S. DURING THE YEAR.

Net cash received for premiums, (fire) .....	\$508,963 97
Received for interest and dividends from all sources .....	30,410 18
Income from all other sources, viz: rents.....	3,690 00
	<hr/>
Aggregate amount of income received in cash.....	\$543,064 15
	<hr/> <hr/>

## IV. EXPENDITURES IN U. S. DURING THE YEAR.

Net amount paid for losses, (fire).....	\$280,730 72
Paid for commissions or brokerage.....	89,832 89
Salaries and other charges of officers, clerks and other employees.....	30,220 82
Paid for State, national and local taxes.....	16,644 17
All other expenditures, viz: general expenses.....	36,642 32
	<hr/>
Aggregate amount of expenditures in cash.....	\$454,070 92
	<hr/> <hr/>

## V. MISCELLANEOUS.

## RISKS AND PREMIUMS IN U. S.

	<i>Fire risks.</i>	<i>Premiums.</i>
In force December 31, 1876.....	\$31,515,724	\$380,777 09
Written during the year.....	77,648,128	593,035 99
	<hr/>	<hr/>
Total.....	\$109,163,852	\$973,813 08
Deduct those terminated.....	48,563,310	407,672 13
	<hr/>	<hr/>
Net amount in force.....	\$60,600,542	\$566,140 95
	<hr/> <hr/>	<hr/> <hr/>

## BUSINESS IN THE STATE OF MAINE DURING THE YEAR.

Risks taken, (fire).....	\$410,875 00
Premiums received .....	4,735 15
Losses paid on risks taken.....	619 44
Losses incurred in Maine.....	464 72
Amount of taxes paid to the State of Maine on premiums.....	82 31
	<hr/> <hr/>

**TRANSATLANTIC FIRE INSURANCE COMPANY.**  
**HAMBURG, GERMANY.**

INCORPORATED IN 1872. COMMENCED BUSINESS IN 1872.

Capital paid up in cash, \$225,000.

**UNITED STATES BRANCH.**

OFFICE, 160 BROADWAY, . . . . . NEW YORK.

HENRY HONIG, *Manager.*

I. ASSETS IN U. S.

Stocks and bonds owned by the company, market value .....	\$231,550 00
Cash in the company's principal office and in bank .....	17,139 92
Premiums in due course of collection.....	6,283 06
All other property belonging to the company, viz: salvage.....	150 00
Aggregate of all the admitted assets at their actual value.....	\$255,122 98

II. LIABILITIES IN U. S.

Net amount of unpaid losses and claims, (unadjusted).....	\$2,500 00
Amount required to safely reinsure all outstanding risks.....	22,107 91
All other demands against the company, viz: commissions, etc .....	1,545 68
Aggregate of all liabilities.....	\$26,153 59

III. INCOME IN U. S. DURING THE YEAR.

Net cash received for premiums, (fire).....	\$37,200 80
Received for interest and dividends from all sources.....	6,153 75
Aggregate amount of income received in cash.....	\$43,354 55

IV. EXPENDITURES IN U. S. DURING THE YEAR.

Net amount paid for losses, (fire).....	\$6,706 05
Paid for commissions or brokerage.....	6,612 20
Salaries and other charges of officers, clerks and other employees.....	6,048 95
Paid for State, national and local taxes.....	441 87
All other expenditures, viz: general expenses.....	4,775 98
Aggregate amount of expenditures in cash.....	\$24,585 05

## INSURANCE COMPANIES

## V. MISCELLANEOUS.

## RISKS AND PREMIUMS IN U. S.

	<i>Fire risks.</i>	<i>Premiums.</i>
Written during the year .....	\$3,981,183	\$45,806 94
Total .....	<u>\$3,981,183</u>	<u>\$45,806 94</u>
Deduct those terminated .....	283,434	2,648 69
Net amount in force .....	<u>\$3,697,749</u>	<u>\$43,158 25</u>

## BUSINESS IN THE STATE OF MAINE DURING THE YEAR.

Risks taken, (fire) .....	\$9,400 00
Premiums received .....	255 70
Amount of taxes paid to the State of Maine on premiums .....	<u>5 10</u>

## WESTERN ASSURANCE COMPANY.

TORONTO, CANADA.

INCORPORATED IN 1851. COMMENCED BUSINESS IN 1851.

JOHN McMURRICH, *President.*J. J. KENNY, *Secretary.*

GEO. O. CARPENTER, MANAGER U. S. BRANCH.

OFFICE, 53 STATE STREET, . . . . . BOSTON, MASS.

Capital paid up in cash, \$412,000.

## I. ASSETS.

Real estate owned by the company, unincumbered .....	\$23,433 02
Loans on bond and mortgage, (first liens) .....	48,635 29
Stocks and bonds owned by the company, market value .....	877,564 82
Cash in the company's principal office and in bank .....	86,792 03
Interest due and accrued .....	7,514 17
Premiums in due course of collection .....	109,742 82
Bills receivable, not matured, taken for fire, marine and inland risks ..	30,553 04
All other property belonging to the company .....	4,142 16
Aggregate of all the admitted assets of the company at their actual value .....	<u>\$1,188,377 35</u>



## II. LIABILITIES.

Net amount of unpaid losses and claims, (unadjusted).....		\$39,872 11
Reinsurance on fire risks.....	\$384,963 03	
Reinsurance on marine and inland risks.....	3,083 33	
Amount required to safely reinsure all outstanding risks.....		388,046 36
All other demands against the company, viz: commissions, etc.....		54,406 51
Total amount of liabilities, except capital stock and net surplus.....		\$482,324 98
Capital actually paid up in cash.....		412,000 00
Surplus beyond capital.....		294,052 37
Aggregate of all liabilities, including stock and net surplus.....		<u>\$1,188,377 35</u>

## III. INCOME DURING THE YEAR.

	<i>Fire.</i>	<i>Inland.</i>	
Net cash received for premiums.....	\$722,690 06	\$53,288 36	\$775,978 42
Received for interest and dividends from all sources.....			54,882 93
Aggregate amount of income received in cash.....			<u>\$830,861 35</u>

## IV. EXPENDITURES DURING THE YEAR.

	<i>Fire.</i>	<i>Inland.</i>	
Net amount paid for losses.....	\$449,349 48	\$66,169 10	\$515,518 58
Cash dividends actually paid.....			62,115 20
Paid for commissions or brokerage.....			118,508 04
Salaries and other charges of officers, clerks and other employees.....			17,295 66
Paid for State, national and local taxes.....			13,211 33
All other expenditures, viz: general expenses.....			59,670 46
Aggregate amount of expenditures in cash.....			<u>\$786,319 27</u>


## V. MISCELLANEOUS.

## RISKS AND PREMIUMS.

	<i>Fire risks.</i>	<i>Premiums.</i>	<i>Inland risks.</i>	<i>Premiums.</i>
In force December 31, 1876..	\$44,029,478	\$683,521 74	\$41,932	\$4,812 36
Written during the year ....	70,793,888	819,569 30	8,016,458	91,172 69
Total.....	\$114,823,366	\$1,503,091 04	\$8,058,390	\$95,985 05
Deduct those terminated....	60,031,260	751,247 60	7,851,186	89,818 39
Net amount in force....	<u>\$54,792,106</u>	<u>\$751,843 44</u>	<u>\$207,204</u>	<u>\$6,166 66</u>

## BUSINESS IN THE STATE OF MAINE DURING THE YEAR.

Risks taken, (fire).....	\$295,816 00
Premiums received.....	5,099 74
Losses paid on risks taken.....	2,055 92
Losses incurred in Maine.....	2,195 92
Amount of taxes paid to the State of Maine on premiums.....	60 88



---

---

LICENSED BROKERS AND AGENTS.

---

LICENSED BROKERS, AND LICENSED AGENTS OF FIRE, FIRE-MARINE  
AND MARINE INSURANCE COMPANIES AUTHORIZED TO  
TRANSACT BUSINESS IN THE STATE OF MAINE.

---

---

## Sections 50 and 51 of the Insurance Law of Maine.

---

SECT. 50. No person shall act as agent of any insurance company until he has produced to the commissioner and filed with him a duplicate power of attorney from the company or its authorized agent, authorizing him to act as such agent. Upon filing such power the commissioner shall issue a license to him if the company has received a license to do an insurance business in this State; and such license shall continue until the first day of July then next, and may be renewed from year to year on producing a certificate from the company that his agency is continued. For each such license or renewal thereof the commissioner shall receive the sum of one dollar. And if any person solicits, receives or forwards any risk or application for insurance to any insurance company, without first receiving such license, or fraudulently assumes to be an agent, and thus procures risks and receives money for premiums, he shall forfeit not more than fifty dollars for each offence; but any policy issued on an application thus procured shall bind the company if otherwise valid.

SECT. 51. Any person may be licensed by the commissioner as insurance broker to negotiate contracts of insurance, and to affect insurance for others than himself for a compensation, and by virtue thereof he may place risks or effect insurance with any insurance company of this State, or with the agents of any foreign insurance company who have been licensed to do an insurance business in this State, but with no other. For such license he shall pay the sum of five dollars, which shall authorize him thus to act until the first day of July then next; and on payment of the same fee his license may be renewed from year to year afterwards, ending annually on the first day of July. Any person without such license, assuming to act as such broker, shall forfeit not more than fifty dollars.

## LICENSED BROKERS.

---

Mark Rollins .....	Albion	A. Moore .....	North Anson
Samuel L. Came .....	Alfred	David S. Austin .....	North Berwick
Joseph Hutchinson .....	Auburn	L. C. Moore .....	North Newfield
David Cargill .....	Augusta	George H. Ramsell .....	North Vassalboro'
Frank E. Nye .....	Augusta	Gilbert Hasty .....	North Waterboro'
A. L. Bourne .....	Bangor	J. C. Wilson .....	Orono
E. B. Patten .....	Bangor	John Bennett .....	Parsonsfield
H. N. Fairbanks .....	Bangor	Elias Field .....	Phillips
M. G. Prentiss .....	Bangor	George A. Lovejoy .....	Pittsfield
Daniel Warren .....	Bangor	James M. Carpenter .....	Pittston
James Drummond .....	Bath	B. Barnes, Jr. ....	Portland
I. M. Boardman .....	Belfast	Charles W. Ford .....	Portland
B. L. Reed .....	Benton	E. Freeman .....	Portland
Francis J. Goodwin .....	Biddeford	N. S. Gardiner .....	Portland
Jesse Gould .....	Biddeford	S. B. Haskell .....	Portland
H. L. Waterhouse .....	Biddeford	Franklin Fox .....	Portland
J. H. Small .....	Biddeford	Ryan & Kelsey .....	Portland
John Meserve .....	Biddeford	E. H. Evans .....	Portland
William P. Burr .....	Brewer	H. R. Stickney .....	Portland
T. B. Barrett .....	Canaan	Spaulding & Stuart .....	Richmond
M. T. Emery .....	Canaan	Levi Whitney .....	Richmond
M. F. Ricker & Co. ....	Canton	J. F. Meserve .....	Richmond
A. P. Weeks .....	China	Gregory & Butler .....	Rockland
W. W. Washburn .....	China	John Lovejoy .....	Rockland
O. D. Riee .....	Cornish	E. P. Burnham .....	Saco
George Bickford .....	Dayton	Octarius Allen .....	Sanford
A. M. Bradley & Sons ..	East Vassalboro'	C. F. Jones .....	Skowhegan
Augustus Bailey .....	Gardiner	Charles Thorp .....	Skowhegan
J. H. Thompson .....	Kingfield	J. S. McIntyre .....	Solon
B. W. Harriman .....	Kent's Hill	J. E. Davis .....	South Freeport
J. L. Coombs .....	Lewiston	Cyrus Matthews .....	St. Albans
Jordan Brothers .....	Lewiston	T. B. Seekins .....	St. Albans
William Lydston .....	Lewiston	George Taber & Son .....	Vassalboro'
A. A. Miller .....	Lewiston	J. B. Turner .....	Wayne
Nathan Bowler .....	Liberty	B. B. Haskell .....	Waldoboro'
James F. Blunt .....	Mt. Vernon	F. C. Thayer .....	Waterville
M. S. Mayhew .....	Mt. Vernon	Thomas Dudley .....	Wilton
C. F. Goodwin .....	Newfield	Franklin Wood .....	Winthrop
D. W. Merrill .....	New Gloucester	William P. Lennox .....	Wiscasset
E. Winslow .....	New Portland	Seth Patterson .....	Wiscasset
A. S. Perham .....	Lewiston		

## LICENSED AGENTS

OF FIRE, FIRE-MARINE AND MARINE INSURANCE COMPANIES AUTHORIZED TO TRANSACT BUSINESS IN MAINE.

### MAINE STOCK COMPANIES.

#### MERCHANTS'.

None.

#### OCEAN.

None.

#### UNION.

None.

### MAINE MUTUAL COMPANIES.

#### BANGOR.

N. I. Jordan.....	Auburn	M. W. Farr.....	Hallowell
George E. Macomber.....	Augusta	H. L. Hopkins.....	Hampden
L. A. Bowler.....	Bangor	Samuel Phipps.....	Hampden
Samuel Chapman.....	Bangor	T. J. Hodgkins.....	Hancock
George E. Morse.....	Bath	A. E. Haley.....	Kennebunk
J. S. Minot.....	Belgrade	Martin Snell.....	Lagrange
H. O. Perry.....	Blaine	C. A. Cushman.....	Lee
Isaac Libbey.....	Bradford	Mason H. Wilder.....	Machias
C. Newcomb & Co.....	Brewer	J. C. Jewett.....	Machiasport
T. U. Eaton.....	Brunswick	S. D. Atwood.....	Medford
Hiram Stevens.....	Carroll	George A. Hopkins.....	Millbridge
B. F. Hopkins.....	Carmel	William P. Young.....	Milo
H. C. Holden.....	Charleston	A. Hobart & Son.....	Newport
Leonard Fisher.....	Charlotte	A. T. Coburn.....	Patten
Samuel Copp.....	Corinna	Ira D. Fish.....	Patten
John Savage.....	Corinth	C. G. Perry.....	Presque Isle
C. W. Boynton.....	Detroit	J. Lovejoy.....	Rockland
H. C. Parsons.....	Dexter	N. T. Talbot.....	Rockport
Job Crocker.....	Dixmont	J. W. Caldwell.....	Sherman Mills
Amos Whitney.....	East Dixmont	Ignatius Small.....	South Deer Isle
John C. Friend.....	Etna	H. H. Clark.....	Tremont
L. D. Butters.....	Exeter	L. T. Boothby & Son.....	Waterville
A. N. Greenwood.....	Fairfield	G. V. Mills.....	West Brooksville
Z. H. Greenwood.....	Farmington	Noah Hall.....	West Peru
A. Jackson.....	Foxcroft	B. F. Fernald.....	Winn
S. L. Tracey.....	Gouldsborough		

#### ELIOT AND KITTERY.

I. S. Paul.....	Eliot	James W. Hobbs.....	South Berwick
William R. Parker.....	Kittery	Samuel M. Clark.....	Wells
Stephen D. Lord.....	Lebanon	Alex. Maxwell.....	Wells
William P. True.....	Sanford	J. F. Paul.....	York

MONMOUTH.

Joseph Hutchinson.....	Auburn	Rudolphus Jennings.....	Leeds
E. A. Cunningham.....	Bath	Jesse Davis.....	Lisbon
John S. Minot.....	Belgrade	S. M. Norton.....	Livermore
Moses Williams.....	Bowdoin	Ulmer Perley.....	Livermore
M. H. White.....	Bowdoinham	Seth Martin.....	Monmouth
Thomas Thompson.....	Bristol	J. P. Carson.....	Mt. Vernon
Joseph Barrett.....	Canaan	Z. A. Dyer.....	New Sharon
T. B. Barrett.....	Canaan	John Black.....	Paris
Sylvester Eddy.....	Corinth	Elias Field.....	Phillips
Joseph Lord.....	Detroit	S. S. Robinson.....	Readfield
Samuel Holmes.....	Dixfield	J. W. Libby.....	Richmond
Amos Whitney.....	Dixmont	E. A. McKeen.....	Strong
John F. Woods.....	Farmington	William S. Towle.....	Strong
Abel Prescott.....	Fayette	J. B. Turner.....	Wayne
E. Wells.....	Freeport	Noah Hall.....	West Peru

PENOBSCOT.

Oliver Nash.....	Addison	D. S. Flanders.....	Monroe
Roswell Silsby.....	Aurora	John Somes.....	Mount Desert
L. A. Bowler.....	Bangor	N. B. Rich.....	North Bucksport
J. T. Hinckley.....	Bluehill	R. D. Sprague.....	North Islesboro
Isaac Libbey.....	Bradford	Joel Bowler.....	North Palermo
J. W. Porter.....	Burlington	E. R. Alford.....	Oldtown
Hiram Stevens.....	Carroll	Oliver P. Dorr.....	Orland
E. A. Cass.....	Cornville	E. P. Butler.....	Orono
L. K. Gardner.....	Dennysville	Ira D. Fish.....	Patten
Job Crocker.....	Dixmont	Josiah Varnum.....	Penobscot
J. M. Livermore.....	Eastport	Amasa Howe.....	Presque Isle
L. D. Butters.....	East Exeter	Arvida Briggs.....	Ripley
Warren King.....	East Lamoine	J. W. Caldwell.....	Sherman Mills
Charles Cary.....	East Machias	James Wright.....	Skowhegan
L. J. Thomas.....	Eden	J. W. Smart.....	South Bancroft
A. W. McMahon.....	Eddington	H. Nichols.....	South Corinth
J. Q. Sargent.....	Ellsworth	Ignatius Small.....	South Deer Isle
E. H. Treat.....	Enfield	T. B. Seekins.....	St. Albans
J. F. Woods.....	Farmington	Levi Young.....	Starks
H. M. Soule.....	Gouldsboro	S. W. Collins.....	Stetson
H. L. Hopkins.....	Hampden	L. B. Sawyer.....	Steuben
D. W. Dinsmore.....	Harrington	Ambrose Simpson.....	Sullivan
W. C. Donnell.....	Houlton	C. Wasgatt.....	Swan's Isle
Nathan Bowler.....	Liberty	Abraham Richardson.....	Tremont
William Hamilton.....	Littleton	J. S. Graves.....	Vienna
M. M. Foster.....	Lubec	George V. Mills.....	West Brooksville
Asa Smith.....	Mattawamkeag	E. C. Wilder.....	West Pembroke
Warren Leighton.....	Millbridge	Reuben A. Rich.....	Winterport

PISCATAQUIS.

John Elliot.....	Abbott	L. O. Oakes.....	Garland
Albert Kelley.....	Bancroft	D. R. Straw.....	Guilford
Isaac Libbey.....	Bradford	S. D. Atwood.....	Medford
H. C. Holden.....	Charleston	William Sargent.....	Newport
John Savage.....	Corinth	Abner T. Wade.....	Sangerville
L. P. Evans.....	Dover		

SOMERSET.

J. F. Holman.....	Athens	James Fuller.....	Hartland
John S. Minot.....	Belgrade	A. K. Bumpus.....	Hebron
Chandler Baker.....	Bingham	True Woodbury.....	Litchfield
John Russell.....	Cambridge	S. B. Walton.....	Mercer
T. B. Barrett.....	Canaan	Joshua Cumston.....	Monmouth
H. P. Wheeler.....	Clinton	Ezra Winslow.....	New Portland
William Gray.....	Detroit	Asa S. Duly.....	Starks
G. S. Hill.....	Exeter	P. M. Stubbs.....	Strong
John F. Woods.....	Farmington	E. A. McKeen.....	Strong

## STOCK COMPANIES OF OTHER STATES.

## ÆTNA.

George E. Macomber.....	Augusta	A. Jackson.....	Foxcroft
D. M. Howard.....	Bangor	B. A. Neal.....	Gardiner
J. H. Humphrey.....	Bath	H. R. Millett.....	Gorham
Cox & Field.....	Belfast	J. H. Bradford.....	Houlton
F. J. Goodwin.....	Biddeford	W. F. Lord.....	Kennebunk
George G. Wight.....	Bridgton	W. M. Chamberlin.....	Lewiston
J. W. Forsaith.....	Brunswick	P. H. Longfellow.....	Machias
E. B. Gardner.....	Bucksport	Freeland Howe.....	Norway
J. A. Lee.....	Calais	Dow, Coffin & Libby.....	Portland
J. A. Milliken.....	Cherryfield	E. H. & G. W. Cochran.....	Rockland
H. C. Parsons.....	Dexter	T. H. Dinsmore.....	Skowhegan
E. J. Noyes.....	Eastport	J. B. Neally.....	South Berwick
A. M. Bradley & Son.....	East Vassalboro'	W. B. Creamer.....	Waldoboro'
C. C. Burrill.....	Ellsworth	E. G. Meader.....	Waterville
J. F. Woods.....	Farmington	Charles Humphrey.....	Yarmouth
E. C. Townsend.....	Freeport		

## ALLIANCE.

A. S. Perham.....	Lewiston	Wm. Allen, Jr.....	Portland
-------------------	----------	--------------------	----------

## AMERICAN CENTRAL.

Clark & Small.....	Bangor	Holman & Little.....	Lewiston
A. M. Austin & Co.....	Bucksfield	Prentiss Loring.....	Portland

## AMERICAN FIRE.

F. M. Sabine.....	Bangor	W. F. Garcelon.....	Lewiston
V. C. Tarbox.....	Bath	Prentiss Loring.....	Portland

## AMITY.

B. Barnes, Jr.....			Portland
--------------------	--	--	----------

## ATLANTIC.

Dow, Coffin & Libby.....			Portland
--------------------------	--	--	----------

## ATLANTIC FIRE AND MARINE.

W. D. Little & Co.....			Portland
------------------------	--	--	----------

## BOSTON MARINE.

None.

## BUFFALO GERMAN.

B. Barnes, Jr.....			Portland
--------------------	--	--	----------

## COMMERCE.

Dow, Coffin & Libby.....			Portland
--------------------------	--	--	----------

## COMMERCE FIRE.

B. Barnes, Jr.....			Portland
--------------------	--	--	----------

## COMMERCIAL FIRE.

Wm. Allen, Jr.....			Portland
--------------------	--	--	----------

## COMMONWEALTH.

Benj. Davis & Co.....	Augusta	C. C. Humphreys.....	Brunswick
D. M. Howard.....	Bangor	A. M. Bradley & Son.....	East Vassalboro'
W. P. Wadsworth.....	Bath	W. D. Little & Co.....	Portland
F. J. Goodwin.....	Biddeford		



CONNECTICUT FIRE.

George E. Macomber.....	Augusta	B. A. Neal.....	Gardiner
S. P. Johnson.....	Bangor	W. F. Garcelon.....	Lewiston
George G. Plummer.....	Bath	W. D. Little & Co.....	Portland
Cox & Field.....	Belfast	E. H. & G. W. Cochran.....	Rockland
Mrs. L. A. Small.....	Biddeford	W. J. Wheeler.....	South Paris
Charles N. Bates.....	Brunswick	John Ware, Jr.....	Waterville

CONTINENTAL.

F. M. Sabine.....	Bangor	John Safford & Co.....	Monmouth
C. M. Plummer.....	Bath	W. D. Little & Co.....	Portland
George G. Wight.....	Bridgton	E. H. & G. W. Cochran.....	Rockland
W. W. Perry.....	Camden	Kilgore & Symons.....	Skowhegan
S. W. Fife.....	Fryeburg	W. J. Wheeler.....	South Paris
H. K. Morrell.....	Gardiner	Thomas A. Carr.....	Thomaston
M. W. Farr.....	Hallowell	L. T. Boothby & Son.....	Waterville
J. H. Bradford.....	Houlton	Joseph Wood.....	Wiscasset
George A. Hopkins.....	Millbridge		

DELAWARE MUTUAL SAFETY.

A. G. Page.....	Bath
-----------------	------

DWELLING HOUSE.

J. S. Kimball & Son.....	Bangor	E. E. Upham.....	Portland
George E. Morse.....	Bath		

ELIOT.

Warren Sparrow.....	Portland
---------------------	----------

EQUITABLE FIRE AND MARINE.

O. T. Garey.....	Biddeford	J. W. Munger & Co.....	Portland
------------------	-----------	------------------------	----------

EXCHANGE FIRE.

Warren Sparrow.....	Portland
---------------------	----------

FAIRFIELD FIRE.

E. E. Small.....	Bangor	Charles W. Davis.....	Portland
------------------	--------	-----------------------	----------

FAME.

E. E. Small.....	Bangor	Dunlap & Jordan.....	Lewiston
A. G. Page.....	Bath	Dow & Palmer.....	Portland
O. T. Garey.....	Biddeford	E. H. & G. W. Cochran.....	Rockland
Thomas E. Wharff.....	Calais		

FANEUIL HALL.

J. S. Kimball.....	Bangor	Dow, Coffin & Libby.....	Portland
Cox & Field.....	Belfast	C. G. Moffitt.....	Rockland
A. E. Haley.....	Kennebunk	Thomas A. Carr.....	Thomaston
E. P. Butler.....	Orono	A. E. Howard.....	Waldoboro'

FIRE ASSOCIATION.

Benj. Davis & Co.....	Augusta	H. R. Millett.....	Gorham
G. W. E. Barrows.....	Bangor	Pierce & Donnell.....	Houlton
George Fisher.....	Bath	C. F. Dunlap.....	Lewiston
John H. Small.....	Biddeford	P. H. Longfellow.....	Machias
George G. Wight.....	Bridgton	Anderson & Dow.....	Portland
T. U. Eaton.....	Brunswick	Amasa Howe.....	Presque Isle
W. H. Pilsbury.....	Bucksport	Spaulding & Stuart.....	Richmond
Thomas E. Wharff.....	Calais	C. G. Moffitt.....	Rockland
W. W. Perry.....	Camden	Chandler Tuttle.....	Skowhegan
R. B. Clark.....	Eastport	William J. Wheeler.....	South Paris
A. M. Bradley & Son.....	East Vassalboro'	Thomas A. Carr.....	Thomaston
George W. Fiske.....	Ellsworth	W. B. Creamer.....	Waldoboro'
D. V. B. Ormsby.....	Farmington	L. T. Boothby & Son.....	Waterville
S. W. Fife.....	Fryeburg	Seth Patterson.....	Wiscasset
Josiah Maxcy.....	Gardiner		

## LICENSED AGENTS.

## FIREMAN'S FUND.

S. P. Johnson.....Bangor	Holman & Little.....Lewiston
George E. Morse.....Bath	Dow & Palmer.....Portland

## FIREMEN'S FIRE.

Warren Sparrow.....	Portland
---------------------	----------

## FIRST NATIONAL FIRE.

George E. Macomber.....Augusta	O. T. Garey.....Biddeford
Peal & Webb.....Bangor	D. H. Holman.....Lewiston
Cox & Field.....Belfast	Rollins & Adams.....Portland

## FRANKLIN FIRE, PHILADELPHIA.

Benj. Davis & Co.....Augusta	Crawford & Tolles....Great Falls, N. H.
Wiggin & Champlin.....Bangor	W. F. Garcelon.....Lewiston
Cox & Field.....Belfast	Rollins & Adams.....Portland
John H. Small.....Biddeford	W. J. Wheeler.....South Paris
George G. Wight.....Bridgton	W. B. Creamer.....Waldoboro'
J. W. Forsaith.....Brunswick	L. T. Boothby & Son.....Waterville
H. C. Parsons.....Dexter	

## GERMAN AMERICAN.

M. W. Farr.....Augusta	Holman & Little.....Lewiston
D. M. Howard.....Bangor	Dow, Coffin & Libby.....Portland
C. M. Plummer.....Bath	E. H. & G. W. Cochran.....Rockland
J. H. Small.....Biddeford	A. E. Howard.....Waldoboro'
Z. H. Greenwood.....Farmington	L. T. Boothby & Son.....Waterville
H. K. Morrell & Son.....Gardiner	R. H. T. Taylor.....Wiscasset
A. N. Greenwood.....Larone	

## GERMANIA FIRE.

M. W. Farr.....Augusta	D. H. Holman.....Lewiston
J. S. Kimball & Son.....Bangor	Dow, Coffin & Libby.....Portland
B. A. Neal.....Gardiner	C. H. Webber.....Saco

## GIRARD FIRE AND MARINE.

Frank E. Nye.....Augusta	F. J. Goodwin.....Biddeford
Clark & Small.....Bangor	C. F. Dunlap.....Lewiston
A. G. Page.....Bath	William Allen, Jr.....Portland

## GLOUCESTER FIRE.

E. E. Small.....Bangor	E. W. & F. E. McFadden.....Fairfield
O. T. Garey.....Biddeford	H. K. Morrell.....Gardiner
T. U. Eaton.....Brunswick	Enoch Cousens.....Kennebunkport
W. H. Pillsbury.....Bucksport	Jordan & Maxfield.....Lewiston
B. M. Flint.....Calais	William Allen, Jr.....Portland
William Flye.....Damariscotta	E. H. & G. W. Cochran.....Rockland
C. C. Burrill.....Ellsworth	Fred Atwood.....Winterport

## HANOVER FIRE.

Geo. E. Macomber.....Augusta	J. E. Nye.....Hallowell
Wiggin & Champlin.....Bangor	W. F. Lord.....Kennebunk
J. B. Drake.....Bath	W. F. Garcelon.....Lewiston
M. S. Staples.....Belfast	Prentiss Loring.....Portland
A. N. Willey.....Cherryfield	J. W. Spaulding.....Richmond
C. C. Burrill.....Ellsworth	L. T. Boothby & Son.....Waterville
Augustus Bailey.....Gardiner	

HARTFORD FIRE.

Benj. Davis & Co. ....	Augusta	J. H. Bradford. ....	Houlton
D. M. Howard. ....	Bangor	William M. Chamberlin. ....	Lewiston
George Fisher. ....	Bath	Geo. A. Pettingill. ....	Lisbon Falls
Cox & Field. ....	Belfast	D. W. Chapman. ....	Newcastle
J. H. Small. ....	Biddeford	Freeland Howe. ....	Norway
E. B. Gardner. ....	Bucksport	J. S. Palmer. ....	Portland
J. A. Lee. ....	Calais	E. H. & G. W. Cochran. ....	Rockland
H. C. Parsons. ....	Dexter	Chandler Tuttle. ....	Skowhegan
E. J. Noyes. ....	Eastport	Chas. C. Hobbs. ....	South Berwick
E. W. McFadden. ....	Fairfield	E. Farrington. ....	Waldoboro'
Josiah Maxcy. ....	Gardiner	E. G. Meader. ....	Waterville
H. R. Millett. ....	Gorham	A. E. Houghton. ....	Weld
Knapp & Moses. ....	Great Falls, N. H.	James Taylor. ....	Wiscasset
M. W. Farr. ....	Hallowell	Charles Humphrey. ....	Yarmouth
John Haley. ....	Hollis		

HOFFMAN FIRE.

W. D. Little & Co. .... Portland

HOME, NEWARK.

Dow, Coffin & Libby. .... Portland

HOME, NEW YORK.

M. W. Farr. ....	Augusta	Josiah Maxcy. ....	Gardiner
Chas. P. Wiggin. ....	Bangor	H. R. Millett. ....	Gorham
W. P. Wadsworth. ....	Bath	B. W. Harriman. ....	Kent's Hill
M. S. Staples. ....	Belfast	W. M. Chamberlin. ....	Lewiston
E. H. Hayes. ....	Berwick	P. H. Longfellow. ....	Machias
J. H. Small. ....	Biddeford	J. A. Bucknam & Co. ....	Mechanic Falls
George G. Wight. ....	Bridgton	Freeland Howe. ....	Norway
J. W. Forsaith. ....	Brunswick	H. S. Niekerson. ....	Pittsfield
E. B. Gardner. ....	Bucksport	Dow, Coffin & Libby. ....	Portland
Frank Nelson. ....	Calais	E. H. Cochran. ....	Rockland
E. M. Wood. ....	Camden	T. H. Dinsmore. ....	Skowhegan
J. A. Milliken. ....	Cherryfield	S. W. Ricker. ....	South Berwick
D. W. Chapman. ....	Damariscotta	W. R. Keith. ....	Thomaston
H. C. Parsons. ....	Dexter	E. Farrington. ....	Waldoboro
S. D. Leavitt. ....	Eastport	L. T. Boothby & Son. ....	Waterville
A. M. Bradley & Son. ....	East Vassalboro	R. H. T. Taylor. ....	Wiscasset
J. F. Woods. ....	Farmington		

HOWARD.

Frank E. Nye. ....	Augusta	H. K. Morrill & Son. ....	Gardiner
E. E. Small. ....	Bangor	Wm. Lydston. ....	Lewiston
Geo. E. Morse. ....	Bath	Carroll & Band. ....	Portland
O. T. Garey. ....	Biddeford		

HUDSON.

Frank E. Nye. ....	Augusta	C. F. Dunlap. ....	Lewiston
M. S. Staples. ....	Belfast	Warren Sparrow. ....	Portland
F. J. Goodwin. ....	Biddeford	William T. Hall. ....	Richmond

HUMBOLDT.

J. S. Kimball. ....	Bangor	Warren Sparrow & Son. ....	Portland
Garey & Shaw. ....	Biddeford	J. G. Lovejoy. ....	Rockland
John F. Woods. ....	Farmington		

INSURANCE COMPANY OF NORTH AMERICA.

Tristram Hersey. ....	Auburn	C. N. Bates. ....	Brunswick
Benj. Davis & Co. ....	Augusta	Josiah Maxcy. ....	Gardiner
D. M. Howard. ....	Bangor	H. R. Millett. ....	Gorham
J. B. Drake. ....	Bath	Dow, Coffin & Libby. ....	Portland
J. H. Small. ....	Biddeford	T. H. Dinsmore. ....	Skowhegan

## INSURANCE COMPANY OF THE STATE OF PENNSYLVANIA.

Warren Sparrow &amp; Son.....Portland

## MANHATTAN FIRE.

J. S. Kimball & Son.....Bangor	M. R. Brackett.....Limerick
A. G. Page.....Bath	F. W. Gross.....Orland
Cox & Field.....Belfast	Dow, Coffin & Libby.....Portland
A. N. Austin & Co.....Buckfield	Spaulding & Stuart.....Richmond
W. W. Perry.....Camden	E. H. & G. W. Cochran.....Rockland
J. E. Nye.....Hallowell	A. E. Howard.....Waldoboro'
A. N. Greenwood.....Larone	L. T. Boothby & Son.....Waterville
F. E. Jordan.....Lewiston	

## MANUFACTURERS', NEWARK.

Dow, Coffin &amp; Libby.....Portland

## MANUFACTURERS' FIRE AND MARINE, BOSTON.

Richard Kelleher.....Bangor | Albert Marwick.....Portland

## MERCHANTS', NEWARK.

E. E. Small.....Bangor	William Allen, Jr.....Portland
C. F. Dunlap.....Lewiston	

## MERCHANTS', PROVIDENCE.

George E. Macomber.....Augusta	B. A. Neal.....Gardiner
Wiggin & Champlin.....Bangor	A. N. Greenwood.....Larone
F. & E. Reed.....Bath	Rollins & Adams.....Portland
F. J. Goodwin.....Biddeford	E. H. & G. W. Cochran.....Rockland
C. C. Humphreys.....Brunswick	B. H. Mitchell.....West Waterville
R. B. Clark.....Eastport	Fred Atwood.....Winterport

## MERIDEN FIRE.

George E. Macomber.....Augusta	D. H. Holman.....Lewiston
S. P. Johnson.....Bangor	J. W. Munger & Co.....Portland
W. P. Wadsworth.....Bath	

## NATIONAL FIRE, HARTFORD.

M. W. Farr.....Augusta	W. F. Garcelon.....Lewiston
Wiggin & Champlin.....Bangor	W. D. Little & Co.....Portland
C. M. Plummer.....Bath	E. H. & G. W. Cochran.....Rockland

## NATIONAL FIRE, NEW YORK.

Carroll &amp; Rand.....Portland

## NEPTUNE FIRE AND MARINE.

Warren Sparrow.....Portland

## NEWARK CITY.

E. E. Small.....Bangor | Warren Sparrow.....Portland

## NEW HAMPSHIRE FIRE.

Frank E. Nye.....Augusta	William Allen, Jr.....Portland
E. E. Small.....Bangor	E. H. & G. W. Cochran.....Rockland
Sylvester Brown.....Kennebunkport	

## NIAGARA FIRE.

Charles H. Taylor.....Bangor	C. E. Vickery.....Pittsfield
J. B. Drake.....Bath	Dow, Coffin & Libby.....Portland
Augustus Bailey.....Gardiner	J. L. Field.....St. Albans
A. H. Weymouth.....Howland	J. H. Cook.....Unity
F. E. Jordan.....Lewiston	Charles Taylor.....Unity

NORTHWESTERN NATIONAL.

W. D. Little & Co.....Portland

ORIENT FIRE.

Tristram Hersey.....	Auburn	Mrs. George K. Hatch.....	Pembroke
D. M. Howard.....	Bangor	W. D. Little & Co.....	Portland
B. A. Neal.....	Gardiner	E. H. & G. W. Cochran.....	Rockland
John Safford & Co.....	Monmouth		

PENNSYLVANIA FIRE.

Benj. Davis & Co.....	Augusta	J. H. Bradford.....	Houlton
P. M. Blake.....	Bangor	W. F. Garcelon.....	Lewiston
J. B. Drake.....	Bath	Rollins & Adams.....	Portland
Cox & Field.....	Belfast	E. H. & G. W. Cochran.....	Rockland
C. C. Humphreys.....	Brunswick	C. H. Webber.....	Saco
L. L. Lowell.....	Calais	Charles C. Hobbs.....	South Berwick
S. D. Leavitt.....	Eastport	W. J. Wheeler.....	South Paris
H. K. Morrell.....	Gardiner	W. B. Creamer.....	Waldoboro'
Crawford & Tolles.....	Great Falls, N. H.	John Ware, Jr.....	Waterville

PEOPLE'S, NEWARK.

Clark & Small.....Bangor | Andersons & Dow.....Portland

PEOPLE'S FIRE, TRENTON.

Jordan & Maxfield.....	Lewiston	E. H. & G. W. Cochran.....	Rockland
William Allen, Jr.....	Portland		

PHENIX, BROOKLYN.

M. W. Farr.....	Augusta	W. F. Garcelon.....	Lewiston
P. M. Blake.....	Bangor	Prentiss Loring.....	Portland
C. M. Plummer.....	Bath	C. G. Moffitt.....	Rockland
F. J. Goodwin.....	Biddeford	W. R. Keith.....	Thomaston
J. F. Woods.....	Farmington		

PHENIX, HARTFORD.

Edward Weeks.....	Alna	Augustus Bailey.....	Gardiner
Tristram Hersey.....	Auburn	W. M. Chamberlin.....	Lewiston
Benj. Davis & Co.....	Augusta	Freeland Howe.....	Norway
D. M. Howard.....	Bangor	W. D. Little & Co.....	Portland
J. H. Humphreys.....	Bath	E. H. & G. W. Cochran.....	Rockland
E. B. Gardner.....	Bucksport	Chandler Tuttle.....	Skowhegan
C. C. Burrill.....	Ellsworth	W. F. Garcelon.....	Turner
J. F. Woods.....	Farmington	L. T. Boothby & Son.....	Waterville

PRESCOTT.

Richard Kelleher.....Bangor | William Allen, Jr.....Portland

PROVIDENCE WASHINGTON.

Charles H. Taylor.....	Bangor	L. C. Stearns.....	Springfield
J. B. Drake.....	Bath	J. L. Field.....	St. Albans
A. H. Weymouth.....	Howland	J. H. Cook.....	Unity
J. W. Mungler & Co.....	Portland	Charles Taylor.....	Unity

RESOLUTE FIRE.

B. Barnes, Jr.....Portland

REVERE FIRE.

Richard Kelleher.....Bangor | William Allen, Jr.....Portland

ROCHESTER GERMAN.

E. E. Small.....	Bangor	C. F. Dunlap.....	Lewiston
Garey & Shaw.....	Biddeford	Andersons & Dow.....	Portland

## LICENSED AGENTS.

## ROGER WILLIAMS.

George E. Macomber .....	Augusta	Freeland Howe .....	Norway
J. B. Drake .....	Bath	Dow, Coffin & Libby .....	Portland
J. W. Forsaith .....	Brunswick	E. H. & G. W. Cochran .....	Rockland
Levi L. Lowell .....	Calais	T. H. Dinsmore .....	Skowhegan
R. B. Clark .....	Eastport	W. B. Creamer .....	Waldoboro'
B. A. Neal .....	Gardiner	Joseph Wood .....	Wiscasset
W. F. Lord .....	Kennebunk		

## SECURITY.

Dow & Palmer .....	Portland
--------------------	----------

## SHAWMUT.

M. W. Farr .....	Augusta	A. Hobart & Son .....	Newport
Pearl & Webb .....	Bangor	Freeland Howe .....	Norway
L. A. Bowler .....	Bangor	E. P. Butler .....	Orono
J. H. Small .....	Biddeford	Rollins & Adams .....	Portland
E. B. Gardner .....	Bucksport	E. H. & G. W. Cochran .....	Rockland
B. M. Flint .....	Calais	H. H. Grant .....	Searsport
C. C. Burrill .....	Ellsworth	J. L. Field .....	St. Albans
Josiah Maxcy .....	Gardiner	A. E. Howard .....	Waldoboro'
J. H. Bradford .....	Houlton	John Ware, Jr. ....	Waterville
G. W. Bowler .....	Liberty	L. T. Boothby & Son .....	Waterville
M. R. Brackett .....	Limerick		

## SHOE AND LEATHER.

P. M. Blake .....	Bangor	E. P. Butler .....	Orono
Cox & Field .....	Belfast	W. D. Little & Co .....	Portland

## SPRINGFIELD FIRE AND MARINE.

George E. Macomber .....	Augusta	H. R. Millett .....	Gorham
Wiggin & Champlin .....	Bangor	Crawford & Tolles .....	Great Falls, N. H.
J. H. Humphreys .....	Bath	W. F. Lord .....	Kennebunk
Cox & Field .....	Belfast	Enoch Cousens .....	Kennebunkport
John H. Small .....	Biddeford	Holman & Little .....	Lewiston
A. B. Lovewell .....	Bolster's Mills	Prentiss Loring .....	Portland
C. C. Humphreys .....	Brunswick	Spaulding & Stuart .....	Richmond
W. H. Pillsbury .....	Bucksport	E. H. Cochran .....	Rockland
Frank Nelson .....	Calais	T. H. Dinsmore .....	Skowhegan
H. C. Parsons .....	Dexter	J. B. Neally .....	South Berwick
C. Cary .....	East Machias	L. T. Boothby & Son .....	Waterville
J. F. Woods .....	Farmington	Fred Atwood .....	Winterport
S. W. Fife .....	Fryeburg	E. D. Freeman .....	Yarmouth
A. Bailey .....	Gardiner		

## STANDARD FIRE.

B. Barnes, Jr., General Agent ..	Portland	Dunlap & Jordan .....	Lewiston
Frank E. Nye .....	Augusta	William Allen, Jr .....	Portland
Richard Kelleher .....	Bangor	W. T. Hall .....	Richmond
George E. Morse .....	Bath	J. G. Lovejoy .....	Rockland
T. H. B. Pierce .....	Dexter	C. H. Webber .....	Saco
George W. Fiske .....	Ellsworth	A. E. Howard .....	Waldoboro'
D. V. B. Ormsby .....	Farmington	B. H. Mitchell .....	West Waterville
J. E. Nye .....	Hallowell		

## ST. PAUL FIRE AND MARINE.

George E. Macomber .....	Augusta	Thomas E. Wharf .....	Calais
J. S. Kimball & Son .....	Bangor	Holman & Little .....	Lewiston
V. C. Tarbox .....	Bath	Dow & Palmer .....	Portland
Cox & Field .....	Belfast	E. H. & G. W. Cochran .....	Rockland
F. J. Goodwin .....	Biddeford		

## TRADE.

Warren Sparrow .....	Portland
----------------------	----------

TRADERS'.

F. M. Sabine .....	Bangor	Pierce & Donnell.....	Houlton
V. C. Tarbox.....	Bath	F. E. Jordan.....	Lewiston
O. T. Garey.....	Biddeford	Rollins & Adams.....	Portland

TRADERS' AND MECHANICS'.

F. J. Goodwin.....	Biddeford	Dow, Coffin & Libby.....	Portland
D. H. Holman.....	Lewiston	C. H. Webber.....	Saco

WASHINGTON FIRE AND MARINE.

Warren Sparrow.....	Portland
---------------------	----------

WESTCHESTER FIRE.

Frank E. Nye .....	Augusta	T. U. Eaton.....	Brunswick
S. P. Johnson.....	Bangor	C. F. Dunlap.....	Lewiston
C. M. Plummer.....	Bath	B. Barnes, Jr.....	Portland
Garey & Shaw.....	Biddeford	E. H. Mitchell.....	West Waterville

WILLIAMSBURG CITY FIRE.

Warren Sparrow.....	Portland
---------------------	----------

MUTUAL COMPANIES OF OTHER STATES.

HOLYOKE MUTUAL FIRE.

S. P. Johnson.....	Bangor	A. F. Drinkwater.....	Ellsworth
V. C. Tarbox .....	Bath	Enoch Cousens.....	Kennebunkport
Cox & Field .....	Belfast	Jordan & Maxfield.....	Lewiston
J. M. Goodwin.....	Biddeford	T. J. Sherman.....	Pembroke
J. W. Forsaith.....	Brunswick	Dow, Coffin & Libby.....	Portland
Thomas E. Wharff.....	Calais	N. T. Talbot.....	Rockport
H. R. Haskell.....	Deer Isle	C. H. Webber.....	Saco
L. A. Ingalls.....	Denmark	Asa Low.....	Springvale
Charles W. Carey.....	East Machias	Joseph Wood.....	Wiscasset
P. Houghton.....	Eastport		

LYCOMING.

Clark & Small .....	Bangor	Rollins & Adams.....	Portland
J. B. Drake .....	Bath	E. H. & G. W. Cochran.....	Rockland
George W. Fiske.....	Ellsworth	C. H. Webber.....	Saco
A. Bailey.....	Gardiner	L. T. Boothby & Son.....	Waterville
F. E. Jordan.....	Lewiston		

MECHANICS' MUTUAL.

Charles D. Clark.....	Bangor	George W. Fiske.....	Ellsworth
George E. Morse.....	Bath	William Allen, Jr.....	Portland

MILLVILLE MUTUAL MARINE AND FIRE.

James B. Drake, General Agent.....	Bath	J. Nickerson.....	Portland
Cox & Field .....	Belfast	Rollins & Adams.....	Portland
T. E. Wharff.....	Calais	Spaulding & Stuart.....	Richmond
C. C. Burrill.....	Ellsworth	Gregory & Butler.....	Rockland
Sylvester Brown.....	Kennebunkport	E. H. & G. W. Cochran.....	Rockland
F. E. Jordan.....	Lewiston	N. T. Talbot.....	Rockport

## NEWARK FIRE.

Benj. Davis & Co.....	Augusta	D. V. B. Ormsby.....	Farmington
G. W. E. Barrows.....	Bangor	Pierce & Donnell.....	Houlton
John H. Small.....	Biddeford	Andersons & Dow.....	Portland
T. U. Eaton.....	Brunswick	Amasa Howe.....	Presque Isle
T. E. Wharf.....	Calais	W. J. Wheeler.....	South Paris
George W. Fiske.....	Ellsworth	W. B. Creamer.....	Waldoboro'

## QUINCY MUTUAL FIRE.

J. H. Small.....	Biddeford	W. F. Lord.....	Kennebunk
George W. Fiske.....	Ellsworth	C. F. Dunlap.....	Lewiston
Leverett Lord.....	Hallowell		

## COMPANIES OF FOREIGN COUNTRIES.

## BRITISH AMERICA.

Frank F. Nye.....	Augusta	A. S. Perham.....	Lewiston
Charles H. Taylor.....	Bangor	Warren Sparrow.....	Portland
C. M. Plummer.....	Bath	C. H. Webber.....	Saco

## COMMERCIAL UNION.

Geo. E. Macomber.....	Augusta	Holman & Little.....	Lewiston
Pearl & Webb.....	Bangor	Rollins & Adams.....	Portland
George E. Morse.....	Bath	E. H. & G. W. Cochran.....	Rockland
O. T. Garey.....	Biddeford	Kilgore & Symons.....	Skowhegan
Josiah Maxcy.....	Gardiner	L. T. Boothby & Son.....	Waterville

## GUARDIAN FIRE.

J. W. Munger.....	Portland
-------------------	----------

## HAMBURG-BREMEN.

J. S. Kimball & Son.....	Bangor	Dow & Palmer.....	Portland
--------------------------	--------	-------------------	----------

## IMPERIAL FIRE.

M. W. Farr.....	Augusta	Pierce & Donnell.....	Houlton
Pearl & Webb.....	Bangor	Holman & Little.....	Lewiston
George E. Morse.....	Bath	James Morrison, Jr.....	Phillips
F. J. Goodwin.....	Biddeford	Andersons & Dow.....	Portland
Frank Nelson.....	Calais	E. H. & G. W. Cochran.....	Rockland
S. D. Leavitt.....	Eastport	A. N. Greenwood.....	South Norridgewock
C. C. Burrill.....	Ellsworth	W. J. Wheeler.....	South Paris
Z. H. Greenwood.....	Farmington	A. E. Howard.....	Waldoboro'
B. A. Neal.....	Gardiner	L. T. Boothby & Son.....	Waterville

## LANCASHIRE.

M. W. Farr.....	Augusta	Dow, Coffin & Libby.....	Portland
P. M. Blake.....	Bangor	E. H. & G. W. Cochran.....	Rockland
George P. Davenport.....	Bath	Kilgore & Symons.....	Skowhegan
O. T. Garey.....	Biddeford	W. J. Wheeler.....	South Paris
Jordan & Maxfield.....	Lewiston		



LIVERPOOL AND LONDON AND GLOBE.

John Elliot.....	Abbot	Pierce & Donnell.....	Houlton
M. W. Farr.....	Augusta	Benj. Ladd.....	Jefferson
P. M. Blake.....	Bangor	Holman & Little.....	Lewiston
A. G. Page.....	Bath	M. R. Brackett.....	Limerick
M. S. Staples.....	Belfast	P. H. Longfellow.....	Machias
F. J. Goodwin.....	Biddeford	George A. Hopkins.....	Millbridge
George B. Kenniston.....	Boothbay	Freeland Howe.....	Norway
George G. Wight.....	Bridgton	F. W. Gross.....	Orland
T. U. Eaton.....	Brunswick	E. P. Butler.....	Orono
A. M. Austin & Co.....	Buckfield	C. W. Davis.....	Portland
Frank Nelson.....	Calais	E. H. & G. W. Cochran.....	Rockland
A. N. Willey.....	Cherryfield	Joseph H. Means.....	Saco
William Flye.....	Damariscotta	Chandler Tuttle.....	Skowhegan
S. D. Leavitt.....	Eastport	A. E. Howard.....	Waldoboro'
C. C. Burrill.....	Ellsworth	L. T. Boothby.....	Waterville
Z. H. Greenwood.....	Farmington	James Taylor.....	Wiscasset
B. A. Neal.....	Gardiner		

LONDON ASSURANCE CORPORATION.

Pearl & Webb.....	Bangor	W. F. Garcelon.....	Lewiston
John D. Anderson.....	Gray	Prentiss Loring.....	Portland

NORTH BRITISH AND MERCANTILE.

Tristram Hersey.....	Auburn	Augustus Bailey.....	Gardiner
George E. Macomber.....	Augusta	A. S. Perham.....	Lewiston
P. M. Blake.....	Bangor	J. A. Bucknam & Co.....	Mechanic Falls
J. H. Humphrey.....	Bath	Dow & Palmer.....	Portland
M. S. Staples.....	Belfast	C. G. Moffitt.....	Rockland
J. H. Small.....	Biddeford	W. R. Keith.....	Thomaston
Levi L. Lowell.....	Calais	A. E. Howard.....	Waldoboro'
A. N. Willey.....	Cherryfield	L. T. Boothby & Son.....	Waterville

NORTHERN.

M. W. Farr.....	Augusta	Pierce & Donnell.....	Houlton
Pearl & Webb.....	Bangor	Holman & Little.....	Lewiston
George E. Morse.....	Bath	James Morrison, Jr.....	Phillips
F. J. Goodwin.....	Biddeford	Andersons & Dow.....	Portland
Frank Nelson.....	Calais	E. H. & G. W. Cochran.....	Rockland
S. D. Leavitt.....	Eastport	A. N. Greenwood.....	South Norridgewock
C. C. Burrill.....	Ellsworth	W. J. Wheeler.....	South Paris
Z. H. Greenwood.....	Farmington	A. E. Howard.....	Waldoboro'
B. A. Neal.....	Gardiner	L. T. Boothby & Son.....	Waterville

QUEEN.

Benjamin G. Davis.....	Augusta	Holman & Little.....	Lewiston
P. M. Blake.....	Bangor	Dow & Palmer.....	Portland
C. M. Plummer.....	Bath		

ROYAL.

Benj. Davis & Co.....	Augusta	J. H. Bradford.....	Houlton
P. M. Blake.....	Bangor	W. F. Garcelon.....	Lewiston
J. B. Drake.....	Bath	Rollins & Adams.....	Portland
Cox & Field.....	Belfast	E. H. & G. W. Cochran.....	Rockland
C. C. Humphreys.....	Brunswick	Charles H. Webber.....	Saco
L. L. Lowell.....	Calais	Charles C. Hobbs.....	South Berwick
S. D. Leavitt.....	Eastport	W. J. Wheeler.....	South Paris
Augustus Bailey.....	Gardiner	John Ware, Jr.....	Waterville
Crawford & Tolles.....	Great Falls, N. H.		

## LICENSED AGENTS.

## ROYAL CANADIAN.

Benj. Davis & Co.....	Augusta	A. Bailey.....	Gardiner
P. M. Blake.....	Bangor	Pierce & Donnell.....	Houlton
J. B. Drake.....	Bath	W. F. Garcelon.....	Lewiston
Garey & Shaw.....	Biddeford	Rollins & Adams.....	Portland
L. L. Lowell.....	Calais	C. G. Moffitt.....	Rockland
C. A. Wilson.....	Columbia Falls	Fred Robinson.....	Thomaston
S. D. Leavitt.....	Eastport	B. H. Mitchell.....	West Waterville

## SCOTTISH COMMERCIAL.

E. E. Small.....	Bangor	W. D. Little & Co.....	Portland
A. S. Perham.....	Lewiston	J. G. Lovejoy.....	Rockland

## TRANSATLANTIC FIRE.

E. E. Small.....	Bangor	W. D. Little & Co.....	Portland
------------------	--------	------------------------	----------

## WESTERN.

Frank E. Nye.....	Augusta	A. S. Perham.....	Lewiston
E. E. Small.....	Bangor	W. D. Little & Co.....	Portland
J. E. Nye.....	Hallowell	Kilgore & Symons.....	Skowhegan

# INDEX TO PART I.

## Fire and Marine Insurance.

	PAGE.
Introduction.....	iii
Maine Insurance Companies.....	iv
Insurance Brokers.....	iv
Companies of other States and Foreign Countries.....	v
Fire, Fire-Marine and Marine Insurance Companies authorized to do business in Maine.....	v
Companies admitted.....	vii
Companies withdrawn.....	vii
Business of 1877.....	viii

### STATISTICAL TABLES.

Table I. Capital, Assets, Liabilities, Surplus, Income and Expenditures....	xii
II. Items composing Assets.....	xvi
III. Items composing Liabilities.....	xx
IV. Items composing Income.....	xxiv
V. Items composing Expenditures.....	xxviii
VI. Risks in force, risks written, premiums received, etc.....	xxxii
VII. Business in Maine.....	xxxvi
VIII. Assets, Risks, etc., of Maine Mutual Companies.....	xl

### COMPANY ABSTRACTS.

#### MAINE STOCK COMPANIES.

Merchants' Marine Insurance Company.....	3
Ocean Insurance Company.....	5
Union Insurance Company.....	7

#### MAINE MUTUAL COMPANIES.

Bangor Mutual.....	11
Brunswick Farmers' Mutual.....	12
Casco Mutual.....	12
Cumberland Mutual.....	13
Danville Mutual.....	14
Eliot and Kittery Mutual.....	14
Falmouth Mutual.....	15
Fayette Mutual.....	16

	PAGE.
Fryeburg Mutual.....	16
Gorham Farmers' Mutual.....	17
Harpswell Mutual.....	18
Harrison Mutual.....	18
Jay Mutual.....	19
Litchfield Mutual.....	20
Lovell Mutual.....	20
Monmouth Mutual.....	21
North Yarmouth Mutual.....	22
Norway Mutual.....	22
Otisfield Mutual.....	23
Oxford County Mutual.....	24
Patrons' Androscoogin Mutual.....	24
Penobscot Mutual.....	25
Piscataquis Mutual.....	26
Raymond Mutual.....	27
Saco Mutual.....	27
Sidney Mutual.....	28
Somerset Mutual.....	29
Union Farmers' Mutual.....	29
Warren Farmers' Mutual.....	30
Waterford Mutual.....	31
Wells Mutual.....	32
West Bangor and Hermon Mutual.....	33
Wilton Mutual.....	33
Windham Mutual.....	34
Woolwich Mutual.....	35
Boothbay Menhaden Mutual.....	35
Portland Mutual Fishing.....	36

STOCK COMPANIES OF OTHER STATES.

Ætna Insurance Company, Conn.....	39
Alliance Insurance Company, Mass.....	41
American Central Insurance Company, Mo.....	42
American Fire Insurance Company, Pa.....	44
Amity Insurance Company, N. Y.....	45
Atlantic Insurance Company, N. Y.....	47
Atlantic F. and M. Insurance Company, R. I.....	49
Boston Marine Insurance Company, Mass.....	51
Buffalo German Insurance Company, N. Y.....	52
Commerce Insurance Company, N. Y.....	54
Commerce Fire Insurance Company, N. Y.....	55
Commercial Fire Insurance Company, N. Y.....	57
Commonwealth Insurance Company, Mass.....	58
Connecticut Fire Insurance Company, Conn.....	60
Continental Insurance Company, N. Y.....	61
Delaware Mutual Safety Insurance Company, Pa.....	63
Dwelling House Insurance Company, Mass.....	65
Eliot Insurance Company, Mass.....	66

	PAGE.
Equitable F. and M. Insurance Company, R. I. ....	68
Exchange Fire Insurance Company, N. Y. ....	70
Fairfield Fire Insurance Company, Conn. ....	71
Fame Insurance Company, Pa. ....	73
Faneuil Hall Insurance Company, Mass. ....	74
Fire Association, Pa. ....	76
Fireman's Fund Insurance Company, Cal. ....	78
Firemen's Fire Insurance Company, Mass. ....	80
First National Fire Insurance Company, Mass. ....	81
Franklin Fire Insurance Company, Pa. ....	83
German American Insurance Company, N. Y. ....	84
Germania Fire Insurance Company, N. Y. ....	86
Girard F. and M. Insurance Company, Pa. ....	87
Gloucester Fire Insurance Company, Mass. ....	89
Hanover Fire Insurance Company, N. Y. ....	91
Hartford Fire Insurance Company, Conn. ....	92
Hoffman Fire Insurance Company, N. Y. ....	94
Home Insurance Company, N. J. ....	95
Home Insurance Company, N. Y. ....	97
Howard Insurance Company, N. Y. ....	98
Hudson Insurance Company, N. J. ....	100
Humboldt Insurance Company, N. J. ....	101
Insurance Company of North America, Pa. ....	103
Insurance Company of the State of Pennsylvania, Pa. ....	105
Manhattan Fire Insurance Company, N. Y. ....	107
Manufacturers' Insurance Company, N. J. ....	109
Manufacturers' F. and M. Insurance Company, Mass. ....	110
Merchants' Insurance Company, N. J. ....	112
Merchants' Insurance Company, R. I. ....	113
Meriden Fire Insurance Company, Conn. ....	115
National Fire Insurance Company, Conn. ....	116
National Fire Insurance Company, N. Y. ....	118
Neptune F. and M. Insurance Company, Mass. ....	119
Newark City Insurance Company, N. J. ....	121
New Hampshire Fire Insurance Company, N. H. ....	123
Niagara Fire Insurance Company, N. Y. ....	124
Northwestern National Insurance Company, Wis. ....	126
Orient Fire Insurance Company, Conn. ....	128
Pennsylvania Fire Insurance Company, Pa. ....	129
People's Insurance Company, N. J. ....	131
People's Fire Insurance Company, N. J. ....	132
Phenix Insurance Company, N. Y. ....	134
Phoenix Insurance Company, Conn. ....	136
Prescott Insurance Company, Mass. ....	137
Providence Washington Insurance Company, R. I. ....	139
Resolute Fire Insurance Company, N. Y. ....	141
Revere Fire Insurance Company, Mass. ....	142
Rochester German Insurance Company, N. Y. ....	144
Roger Williams Insurance Company, R. I. ....	145

	PAGE.
Security Insurance Company, Conn .....	147
Shawmut Insurance Company, Mass .....	149
Shoe and Leather Insurance Company, Mass.....	150
Springfield F. and M. Insurance Company, Mass.....	152
Standard Fire Insurance Company, N. J.....	153
St. Paul F. and M. Insurance Company, Minn.....	155
Trade Insurance Company, N. J.....	157
Traders' Insurance Company, Ill.....	159
Traders' and Mechanics' Insurance Company, Mass.....	161
Washington F. and M. Insurance Company, Mass.....	162
Westchester Fire Insurance Company, N. Y.....	164
Williamsburgh City Fire Insurance Company, N. Y.....	165

#### MUTUAL COMPANIES OF OTHER STATES.

Holyoke Mutual Fire Insurance Company, Mass.....	169
Lycoming Fire Insurance Company, Pa .....	170
Mechanics' Mutual Insurance Company, Mass.....	172
Millville Mutual M. and F. Insurance Company, N. J.....	173
Newark Fire Insurance Company, N. J.....	175
Quincy Mutual Fire Insurance Company, Mass .....	177

#### COMPANIES OF FOREIGN COUNTRIES.

British America, Canada.....	181
Commercial Union, England .....	183
Guardian Fire, England .....	184
Hamburg-Bremen, Hamburg.....	186
Imperial Fire, England.....	187
Lancashire, England.....	189
Liverpool and London and Globe, England.....	190
London Assurance Corporation, England.....	192
North British and Mercantile, G. B .....	193
Northern Assurance, England.....	195
Queen, England .....	196
Royal, England.....	198
Royal Canadian, Canada.....	199
Scottish Commercial, Scotland.....	201
Transatlantic Fire, Hamburg .....	203
Western Assurance, Canada.....	204
Licensed Brokers.....	209
Licensed Agents of Maine Stock Companies.....	210
Licensed Agents of Maine Mutual Companies.....	210
Licensed Agents of Stock Companies of other States .....	212
Licensed Agents of Mutual Companies of other States.....	219
Licensed Agents of Companies of Foreign Countries .....	220